

December 8, 2007

Iowa at Iowa State

Hilton Coliseum

Iowa Hawkeyes (6-4)

							Pts.	Reb.	FG%	FT%
50	Jarryd Cole	F	6-7	250	Fr.	Kansas City, MO (Winnetonka)	5.9	4.3	.606	.520
52	Kurt Looby	F	6-10	210	Sr.	St. John's, Antigua (Tyler, TX CC)	6.9	8.1	.778	.429
4	J.R. Angle	G	6-7	208	Jr.	Franklin, IN (Indian Creek)				
24	Justin Johnson	G	6-6	190	Sr.	Tyler, TX (Tyler, TX CC)	16.8	5.0	.384	.640
32	Jake Kelly	G	6-6	180	Fr.	Carmel, IN (Carmel)	5.7	2.7	.360	.667

Iowa State Cyclones (3-4)

13	Rahshon Clark	F	6-6	210	Jr.	Queens, NY (Bridgton Academy)	10.3	6.0	.580	.636
21	Craig Brackins	F	6-10	230	Fr.	Palmdale, CA (Brewster Academy)	12.9	6.3	.514	.652
33	Jiri Hubalek	C	6-11	235	Sr.	Prague, Czech Republic (Marshalltown CC)	7.9	7.7	.400	.714
3	Sean Haluska	G	6-3	200	Jr.	Carroll, IA (Indian Hills CC)	0.9	1.3	.125	.000
22	Bryan Petersen	G	6-1	180	Jr.	Clinton, IA (Kirkwood CC)	6.4	2.6	.394	.727

THE SETTING

Iowa (6-4) plays the second of three straight games against in-state rivals Saturday, Dec. 8 when it travels to face Iowa State (3-4). Game time is 1:05 p.m. at Hilton Coliseum (14,356).

Iowa won its first true road game of the season Wednesday, taking a 62-55 decision at Northern Iowa for its second straight win after a four-game losing streak.

Iowa State dropped a 79-44 decision Wednesday in its last outing.

ON THE AIR

Radio: Iowa games are broadcast on the Hawkeye Radio Network. Gary Dolphin handles the play-by-play, along with color commentator Bob Hansen. The Hawkeye Radio Network coverage includes a 60-minute pre-game show.

Television: ESPN2 will televise the game to a national cable audience. Clay Matvick and Mike Kelly will call the action.

IOWA HISTORY

Iowa has played 2,418 games since beginning basketball in 1902. Overall Iowa's record is 1,444-974 (.597). That includes a 907-310 (.745) record in home games, a 537-664 (.447) record in games away from Iowa City, a 684-665 (.507) mark in Big Ten games and a 313-84 (.788) record in Carver-Hawkeye Arena.

IN-STATE SERIES CONTINUES

Saturday's game marks the second of three straight for Iowa against in-state rivals. The Hawkeyes won 62-55 at Northern Iowa Wednesday and host Drake Saturday, Dec. 14 (7:05 p.m., BTN).

Iowa State is playing its final in-state contest. The Cyclones dropped a 61-48 decision to Northern Iowa Nov. 27 in Ames and were defeated at Drake 79-44 Dec. 5.

Northern Iowa and Drake meet Jan. 26 in Des Moines and Feb. 16 in Cedar Falls.

Drake earned the mythical state title last season with a home win over Iowa, a road win at Iowa State and a sweep over Northern Iowa.

Schedule/Results

Record: 6-4

Nov. 9	Idaho State	W	58-43
Nov. 14	Northern Colorado	W	59-47
* Nov. 18	Florida Gulf Coast	W	62-49
* Nov. 20	MD Eastern Shore	W	65-48
* Nov. 23	Bradley (n)	L	56-67
* Nov. 24	Utah State (n)	L	62-75
Nov. 26	Wake Forest	L	47-56
+ Nov. 30	LA-Monroe (OT)	L	67-72
+ Dec. 1	Eastern Illinois	W	57-45
Dec. 5	at Northern Iowa	W	62-55
Dec. 8	at Iowa State, 1:05 pm		
Dec. 14	Drake, 7:05 pm		
Dec. 29	SE Louisiana, 8:05 pm		
Jan. 2	Indiana, 8:05 pm		
Jan. 5	at Wisconsin, 11:05 am		
Jan. 9	at Ohio State, 6:05 pm		
Jan. 12	Michigan State, 7:35 pm		
Jan. 16	Purdue, 6:05 pm		
Jan. 19	at Michigan, 6:05 pm		
Jan. 23	at Indiana, 8:05 pm		
Jan. 26	Penn State, 5:05 pm		
Jan. 30	at Purdue, 6:05 pm		
Feb. 2	Ohio State, 5:05 pm		
Feb. 6	Wisconsin, 8:05 pm		
Feb. 9	at Minnesota, 1:05 pm		
Feb. 14	Michigan, 8:05 pm		
Feb. 19	Northwestern, 8:05 pm		
Feb. 23-24	at Michigan State, TBA		
Feb. 27	at Penn State, 6:05 pm		
Mar. 1-2	Illinois, TBA		
Mar. 4-6	at Northwestern, TBA		
Mar. 13-16	Big Ten Tournament		

* - - South Padre Island Invitational
+ - - Hawkeye Challenge, Iowa City

All times listed are Central Time



Coach Todd Lickliter

Todd Lickliter is in his first season as the head basketball coach at the University of Iowa. Lickliter spent the last six seasons as the head coach at Butler University.

Lickliter holds a career mark of 137-65 (.678) after posting a 131-61 (.682) record as Butler's head coach and beginning his first season at Iowa with a 6-4 record. He led Butler to four post-season tournament berths, including trips to the NCAA Sweet 16 in 2003 and 2007.



Lickliter was named the 2006-07 Division I Coach of the Year by the National Association of Basketball Coaches (NABC) and was recognized as the High-Major Coach of the Year by collegehoops.net. He was also named 2007 Horizon League Coach of the Year for the second consecutive year after guiding the Bulldogs to a school and league-record 29 victories.

He led Butler to the regular season co-championship in the Horizon League in 2007. The Bulldogs advanced to the Sweet 16 in the NCAA Tournament before falling to eventual national champion Florida (65-57).

Butler during the 2006-07 season won three games over top 25 opponents (Tennessee, Gonzaga, Maryland) and recorded eight victories over teams that participated in the NCAA Tournament.

Butler averaged 22 wins per year under Lickliter, winning league titles in 2002, 2003 and 2007 while winning at least 20 games in four of six seasons.

Lickliter led the Bulldogs to an unbeaten home record (12-0) in 2002-03, and mentored Butler to a 70-12 (.854) home mark in his six seasons. His Bulldog teams were 6-5 against teams ranked in the "Top 25" and compiled four of the top 10 winning streaks in Butler history.

In his first season as Butler's head coach, Lickliter guided the Bulldogs to a then school-record 26 victories and a third consecutive Horizon League regular season title.

Lickliter guided the 2003 Bulldogs to an even more impressive season in his second year as head coach. He led Butler to a 27-6 record, breaking the single-season mark for victories for a second consecutive year.

Lickliter served as an assistant coach at Butler and Eastern Michigan and was a high school head coach in Indianapolis and Danville, IL.

In his final two seasons as a Butler assistant coach, the Bulldogs compiled a 47-16 record, including "Top 25" wins over 10th-ranked Wisconsin and 23rd-ranked Wake Forest. The win over the Demon Deacons in the 2001 NCAA Tournament was Butler's first NCAA Tournament victory in 39 years.

Lickliter played his final two collegiate seasons at Butler, where he earned a B.S degree in secondary education in 1979.

Lickliter has not coached against Iowa State and he is 2-0 vs. ISU Coach Greg McDermott. Lickliter's Butler team defeated McDermott's Northern Iowa teams on two occasions, 77-65 on Dec. 15, 2001 in Indianapolis and 56-54 in Cedar Falls on Nov. 25, 2003.

Iowa Quick Facts

Location:	Iowa City, IA
Founded:	1847
Enrollment:	30,409
President:	Sally Mason
Athletic Director:	Gary Barta
Conference:	Big Ten
Home Arena:	Carver-Hawkeye (15,500)
All-Time Record:	1,444-974 (.597)
All-Time Big Ten Record:	684-665 (.507)
NCAA Appearances:	22
NCAA Tournament Record:	27-24

Head Coach:	Todd Lickliter (Butler)
Record At Iowa:	6-4 (1st season)
Career Record:	137-65 .678 (7th season)
Big Ten Record:	0-0
Assistant Coaches:	Joel Cornette (Butler) LaVall Jordan (Butler) Chad Walthall (Concordia, MN)
Dir. of Operations:	Jerry Strom (Concordia, NE)
Basketball Intern:	Justin Wieck (Iowa)
Trainer:	John Streif
Sports Information:	Phil Haddy/Steve Roe
Sports Info. Telephone:	319-335-9411
Sports Info. FAX:	319-335-9417
Internet Address:	www.hawkeyesports.com

THE HY-VEE CY-HAWK SERIES

Iowa State holds a 12-3 advantage in the Cy-Hawk series through seven events, having won in football, men's cross country, volleyball, men's golf and women's basketball. Iowa collected two points in women's cross country, while the teams tied in women's soccer. Women's swimming and diving action is scheduled for Dec. 7 in Ames, and the wrestling teams meet in Ames Sunday.

Iowa won the Cy-Hawk series last year and in 2004-05. Iowa State won the series in 2005-06. Following the men's basketball game, competition remains in wrestling, women's gymnastics (two meets) and softball. The football game is worth three points, while all other events are two points.

NATIONAL COACH OF THE YEAR

Iowa Coach Todd Lickliter was named the 2007 Division I national Coach of the Year by the National Basketball Coaches (NABC) after leading Butler to 29 wins and a spot in the NCAA Sweet Sixteen.

With Iowa football Coach Kirk Ferentz earning national Coach of the Year in 2002, Iowa is one of three Division I institutions to have a former football and men's basketball national Coach of the Year currently coaching their respective team. The others are Florida (Urban Meyer and Billy Donovan) and Tennessee (Phillip Fulmer and Bruce Pearl).

Iowa Basketball Roster

No.	Name	Pos.	Ht.	Wt.	Yr.	Hometown High School/CC	The Latest Scoop
2	David Palmer	C	6-9	240	So.	Antioch, TN (Oak Hill Academy)	3 points & one rebound vs. Eastern IL
4	** J.R. Angle	G	6-7	208	Jr.	Franklin, IN (Indian Creek)	Career-best 6 rebounds at Northern Iowa
11	** Tony Freeman	G	6-1	190	Jr.	Maywood, IL (St. Joseph's)	15 points in first action at Northern Iowa
15	Dan Bohall	G	6-4	193	So.	Sioux City, IA (East)	5 points vs. LA-Monroe
24	* Justin Johnson	G	6-6	190	Sr.	Tyler, TX (Tyler, TX CC)	13 points & 4 rebounds at Northern Iowa
30	Jeff Peterson	G	6-0	185	Fr.	Hyattsville, MD (DeMatha HS)	9 points & 3 assists vs. LA-Monroe
32	Jake Kelly	G	6-6	180	Fr.	Carmel, IN (Carmel)	Career-best 19 points at Northern Iowa
44	* Cyrus Tate	F	6-8	240	Jr.	Chicago, IL (Northeast, NE CC)	8 points & 4 rebounds at Northern Iowa
50	Jarryd Cole	F	6-7	250	Fr.	Kansas City, MO (Winnetonka)	5 rebounds at Northern Iowa
52	* Kurt Looby	F/C	6-10	210	Sr.	St. John's, Antigua (Tyler, TX CC)	7 rebounds at Northern Iowa
53	** Seth Gorney	C	7-0	245	Sr.	Vandalia, OH (Butler)	2 points & 5 rebounds at Northern Iowa

ISU COACH GREG MCDERMOTT

Greg McDermott is in his second season as the head coach at Iowa State and his 14th year as a college head coach. McDermott holds an 18-20 mark with the Cyclones and his career record stands at 239-147. He is a native of Cascade, IA and a Northern Iowa graduate.

McDermott was the head coach at Northern Iowa for five seasons, posting a 90-63 record. He led the Panthers to three straight 20-win seasons and appearances in the NCAA Tournament his last three seasons. UNI won the Missouri Valley Conference post-season tournament in 2004.

McDermott posted a 116-53 record in six years at Wayne State (NE) and a 15-11 record in one season at North Dakota State. He enjoyed a successful playing career at UNI, leading the team in FG percentage for three straight years. McDermott concluded his career under Eldon Miller in 1988.

McDermott is 3-3 vs. Iowa (0-1 while at ISU) and 0-2 vs. Todd Lickliter.

THE SERIES

Iowa holds a 41-19 advantage in the series that began with a 30-27 Hawkeye win in 1910. Iowa earned a 77-59 win last season in Iowa City after the Cyclones had recorded a 72-60 win in Ames in 2005-06. The teams split games in 2003. That marked the first time since 1921 that the teams met twice in the same season and it was the first time the teams met in post-season action.

Iowa has won five of the last eight meetings and seven of the last 11 and holds a 13-12 advantage over the last 25 games since 1984. Just seven of the last 18 games have had a final margin of eight points or less. The visiting team has won seven of the last 14 meetings, but the home team has won the last four.

Iowa holds a 16-14 margin in games played at Ames. ISU has won the last two meetings there, but the Hawkeyes have won on four of their last seven visits to Hilton Coliseum.

IOWA, ISU NOTES

- Iowa's all-time record against current members of the Big 12 Conference is 88-47. Iowa State is the only Big 12 team on the 2007-08 Iowa schedule.
- Iowa Coach Todd Lickliter is 0-1 vs. Big 12 teams, as his Butler team was defeated by Oklahoma (65-54) in the Sweet 16 of the 2003 NCAA Tournament in Albany, NY.

- ISU Coach Greg McDermott is 4-6 against the Big Ten, having faced Iowa (3-3), Minnesota (1-1), Ohio State (0-1) and Wisconsin (0-1).
- Iowa State is 46-93 all-time against current members of the Big Ten Conference, including a loss to Minnesota earlier this season in Ames. The Cyclones meet Purdue Dec. 22 in Las Vegas.
- Iowa and Iowa State have played one common opponent. Northern Iowa defeated Iowa State 61-48 in Ames, while Iowa defeated the Panthers 62-55 in Cedar Falls.
- Iowa State senior Alex Thompson began his college career at Iowa. Thompson played for Iowa in 2005 and 2006 before transferring and redshirting a year ago at ISU.
- ISU junior Sean Haluska is the younger brother of former Iowa player Adam Haluska. Sean is in his first season at Iowa State after attending Indian Hills CC. Adam was a senior last season, earning first team all-Big Ten honors while leading the league in scoring. Adam, who played his freshman season at Iowa State, now plays for the New Orleans Hornets in the NBA. The Haluska family is from Carroll, IA.

JUMPING INTO THE FIRE

Iowa junior Tony Freeman started the first game of his career two years ago in Iowa State's 72-60 win in Ames. As a freshman, Freeman started in place of senior Jeff Horner, who had suffered a knee injury in Iowa's previous game at Northern Iowa. Freeman collected eight points, three steals, two assists and had five turnovers in 30 minutes.

IOWA WON IN IOWA CITY

Iowa's defense held Iowa State to 38.6% shooting from the field and forced 26 turnovers as the Hawkeyes defeated the Cyclones 77-59 in Iowa City last Dec. 8. Iowa scored the first four points of the game, led 9-3 after four minutes and never trailed. Iowa shot 50% from the field in the first half, including 66.7% (4-6) from three-point range. The Hawkeyes led 42-30 at intermission after leading by as many as 17 in the first half.

The Hawkeyes built a 46-30 advantage early in the second half before Iowa State rallied to within eight points, 46-38, and had the ball with a chance to cut further into the Iowa advantage at the 15 minute mark. Iowa responded with a 5-0 run and regained a comfortable 59-41 advantage with eight minutes to play.

Iowa shot 45.9% from the field for the game and added 15-19 (78.9%) free throws, while collecting 17 assists and 13 steals and committing just 12 turnovers.

Senior Adam Haluska led Iowa's scoring with 18 points. Freshman Tyler Smith added 16 and Tony Freeman scored 11. Kurt Looby led Iowa with six rebounds, Smith collected a career-high six assists and Freeman led the team with three steals.

Iowa State was led by Mike Taylor and Wesley Johnson with 13 points each, while Jiri Hubalek and Dodie Dunson each added 10. Rahshon Clark led ISU with 11 rebounds.

FREEMAN RETURNS TO ACTION

Junior guard Tony Freeman saw his first action of the season in Iowa's 62-55 win at Northern Iowa. He missed Iowa's first nine games after suffering a fracture to the fifth metatarsal in his left foot during Iowa's exhibition win over Simpson College Nov. 1.

Freeman played 24 minutes against the Panthers, collecting 15 points, three assists and one rebound. He hit 5-7 field goal attempts, including all three three-point shots. He also made both of his free throw attempts.

IOWA WINS AT NORTHERN IOWA

Iowa used a solid shooting night, a dominating performance on the backboards and a solid defensive effort in taking a 62-55 win over Northern Iowa in the McLeod Center. The attendance of 7,043 set a record for a basketball game in the facility.

The two teams battled back and forth throughout the night, as the game was tied six times and included seven lead changes. Iowa shot 56.5% in the first half, connecting on 6-8 (75%) three-point attempts. Northern Iowa led 27-23 with 3:30 left in the period before a 10-3 scoring run gave Iowa a 33-30 advantage at the break.

The Panthers connected on a pair of three-pointers to start the second half, gaining the lead at 38-35 with 15 minutes to play. A three-point basket by Justin Johnson tied the score and Iowa took the lead for good on a pair of free throws by Jake Kelly with 14:33 remaining. The Hawkeyes led the rest of the way, building their biggest advantage to eight with just under six minutes left.

Northern Iowa closed the gap to three points (58-55) and had a three-point attempt to tie the score with just under one minute remaining. Iowa rebounded the miss and added to the lead on two free throws by Tony Freeman with 35 seconds left.

The Hawkeyes ended the game with a 37-16 rebounding advantage while shooting 50% from the field and 58.8% from three-point range. The Hawkeyes made their final eight free throw attempts and shot 88.9% from the foul line. Kelly led Iowa with a career-high 19 points, while Freeman, in his first action of the season, scored 15 and Johnson had 13. Kurt Looby led Iowa with seven rebounds.

DRAKE SHOOTS PAST ISU

Drake took advantage of some hot shooting from three-point range in taking a 79-44 win over Iowa State Wednesday in Des Moines. The Bulldogs hit six three-point baskets in the first half in building a 35-20 halftime advantage. For Iowa State,

History & Record Book Online

Iowa's History and Record Book, the supplement to the 2007-08 basketball media guide, is available online at hawkeyesports.com, the official website of the University of Iowa athletic department. After opening the Iowa website, click on Men's Basketball at the top of the page under "The Hawkeyes". Once at the basketball site, click on the History and Record Book on the right side of the page under the Stats and More heading. Copies of the History and Record Book are also available through the UI Sports Information office.

it only got worse after the break. Drake began the second half with a 17-2 scoring run to put the game away. The Bulldogs shot 65.2% from the field in the second half and added five additional treys. For the game Drake shot 52.4% (11-21) from three-point range and 50% from the field, overall.

Iowa State struggled with its shooting, hitting just 37.8% from the field, 35.7% from three-point range and 55.6% from the foul line. Drake won the rebounding battle 30-27 and collected 15 steals while forcing 21 Cyclone turnovers.

Iowa State's Wesley Johnson scored 10 points, but he was the only Cyclone with more than six points. Center Jiri Hubalek added five points and led ISU with seven rebounds.

COMPARING THE STATS

	Iowa (6-4)	ISU (3-4)
Scoring	59.5	57.4
Scoring Defense	55.7	62.6
FG%	.450	.423
FG% Defense	.388	.383
FT%	.651	.640
3-PT FG%	.370	.261
3-PT FG% Defense	.326	.333
Rebound Margin	+6.3	+0.6
Assists	12.8	12.9
TO Margin	-4.8	-5.0
Steals Margin	-3.4	+5.0

HAWKEYES FEATURE YOUNG LINE-UP

Iowa's starting line-up in two games has included freshmen Jarryd Cole, Jeff Peterson and Jake Kelly.

Iowa had not started three freshmen in a game since the 2000-01 season. That season, Brody Boyd, Jared Reiner and Glen Worley started in a game at Illinois. Boyd, Worley and Sean Sonderleiter started at Michigan State and Boyd, Worley and Cortney Scott started at Michigan.

HAWKEYES HIT THE BOARDS

In a 62-55 win at Northern Iowa, the Hawkeyes held a 37-16 rebounding advantage. No Northern Iowa player had more than five rebounds and only four of the nine Panthers who played had any rebounds. Kurt Looby led Iowa with seven rebounds, while six Hawkeyes had at least four.

The plus 21 rebounding advantage is the largest for Iowa since the second game of the 2006-07 season when the Hawkeyes held a 51-30 rebounding advantage in a 78-65 win over Toledo in the Paradise Jam.

IOWA GAME NOTES

- Iowa is allowing just 55.7 points per game, as five of nine opponents have been held under 50 points and only three have scored over 60.
- Iowa opponents are shooting 38.8% from the field as six opponents have shot less than 40%.
- Iowa opponents are shooting 32.6% from three-point range as four opponents have shot less than 30% from three-point range.
- Iowa holds a +6.3 rebounding advantage while collecting more rebounds than the opponent in seven of 10 games.
- In a 62-55 win at Northern Iowa, the Hawkeyes made their final eight free throw attempts of the game. After missing the first attempt and making 1-2 in the first half, Iowa made all seven attempts in the final 20 minutes for a season-best 88.9% accuracy. Iowa has been over 80% from the foul line in three games.
- Senior guard Justin Johnson leads Iowa in scoring at 16.4 points per game. He has scored 19 or more points in five games and has scored 21 or more points in three games, with a career-best 26 against Louisiana-Monroe.
- Senior forward Kurt Looby leads Iowa in rebounding (8.0), field goal percentage (.757) and blocked shots (1.9). He has 10 or more rebounds in three games, with a career-best 12 against Louisiana-Monroe.

JOHNSON AMONG SINGLE GAME LEADERS

Senior guard Justin Johnson has made 36 three-point field goals through 10 games, shooting 39.6% from behind the arc. Johnson has made seven treys in two games (Idaho State and Eastern Illinois), a figure that ranks third best for a single game at Iowa. Chris Kingsbury holds the Iowa record, hitting nine treys in two different games. Johnson joins Kingsbury (three times), Jeff Horner and Jeff Moe with seven three-pointers in a game.

Johnson set a Hawkeye Challenge record with 13 three-point baskets in two games last weekend. He had a career-high 26 points vs. Louisiana-Monroe and added 25 points vs. Eastern Illinois in earning a spot on the all-tournament team. Johnson was also named to the all-tournament squad at the South Padre Island Invitational. He recorded his first career double-double against Louisiana-Monroe with 26 points and 10 rebounds.

Johnson leads Iowa with a 16.4 scoring average while collecting 4.9 rebounds per game.

LOOBY IN THE PAINT

Senior Kurt Looby has played well in the paint through Iowa's first 10 games. Looby is averaging a team-best eight rebounds and is scoring 6.2 points a game while shooting 75.7% (28-37) from the field. Looby, who had a career-best 12 rebounds against Louisiana-Monroe, also leads Iowa with 19 blocked shots. Looby has 72 career blocks, just nine shy of ranking in Iowa's career top 10. He had 12 points and eight rebounds in a loss to Bradley and 10 points and eight rebounds vs. Utah State. He has 10 or more rebounds in three games.

Looby leads the Big Ten in field goal percentage, ranks fourth in blocked shots and sixth in rebounds.

PETERSON STEPS RIGHT IN

Big Ten Standings/Schedule

	Big Ten			All Games		
	W	L	PCT	W	L	PCT
Indiana	0	0	.000	7	1	.875
Michigan State	0	0	.000	7	1	.875
Wisconsin	0	0	.000	6	1	.857
Minnesota	0	0	.000	5	1	.833
Purdue	0	0	.000	5	1	.822
Illinois	0	0	.000	5	2	.724
Iowa	0	0	.000	6	4	.600
Ohio State	0	0	.000	4	3	.571
Penn State	0	0	.000	3	4	.429
Michigan	0	0	.000	3	5	.375
Northwestern	0	0	.000	1	4	.200

Saturday, December 8

Iowa at Iowa State, 1:05 p.m., ESPN

Arizona vs. Illinois (Chicago, IL)

Kentucky at Indiana

Michigan at Duke

Colorado State at Minnesota

Northwestern at Western Michigan

Seton Hall at Penn State

Purdue at Missouri

Marquette at Wisconsin

Michigan State vs. BYU (Salt Lake City, UT)

Monday, December 10

Coppin State at Ohio State

Wednesday, December 12

Oakland at Michigan

South Dakota State at Minnesota

Princeton at Penn State

Wisconsin at UW-Milwaukee

Friday, December 14

Drake at Iowa, 7:05 p.m., BTN

Saturday, December 15

Western Carolina at Indiana

Central Michigan at Michigan

IUPUI-Fort Wayne at Michigan State

Presbyterian College at Ohio State

Denver at Penn State

Louisville vs. Purdue (Indianapolis, IN)

UW-Green Bay at Wisconsin

Sunday, December 16

Northwestern at Chicago State

Freshman guard Jeff Peterson has stepped into the starting line-up and ranks second in minutes played. Peterson had 12 points, nine assists and no turnovers in his first college game. He added 20 points in a win over Northern Colorado and added nine points and four assists against Florida Gulf Coast. He is averaging 7.6 points and a team-best four assists per game.

COLE HAS BEST NIGHT

Freshman forward Jarryd Cole had the best game of his young college career in Iowa's loss to Wake Forest. He came off the bench to score 14 points (7-10 FGs) and grab seven rebounds in 33 minutes. Cole, who started for the first time against Louisiana-Monroe, added 10 points and four rebounds in a win over Eastern Illinois. He is averaging 5.5 points and 4.4 rebounds while shooting 58.3% from the field.

KELLY SHARING THE BALL

Freshman guard Jake Kelly moved into the starting line-up in Iowa's last three games and led the team in assists in two of the three games. He scored a career-high 19 points in a win at Northern Iowa, hitting 6-13 field goal attempts and 3-5 treys while collecting two steals. Kelly had six assists against Louisiana-Monroe and four assists in the win over Eastern Illinois. Kelly is averaging seven points, 2.7 rebounds and 2.3 assists per game.

BOHALL GETS SCORING BEST

Sophomore guard Dan Bohall set a career scoring high with 14 points in the win over Northern Colorado. He made 3-6 field goals and 7-8 free throws and also collected six rebounds. He had a career-best six assists in a win over Idaho State and added eight points, four rebounds and four assists in a win over Florida Gulf Coast. Bohall added 10 points and five assists in a win over Maryland Eastern Shore. Bohall is averaging 4.9 points and 2.7 assists and is shooting 80% from the free throw line.

LEADING THE TEAM

Following is the number of times a player led Iowa in scoring, rebounding, assists and steals. If two or more players tied for the team lead, all have been credited for that game:

Player	Scoring	Rebounding	Assists	Steals
J.R. Angle				
Dan Bohall			3	
Jarryd Cole	1	1		3
Tony Freeman			1	
Seth Gorney		1		
Justin Johnson	7		1	2
Jake Kelly	1		2	4
Kurt Looby		8		4
David Palmer				1
Jeff Peterson	1		4	3
Cyrus Tate				1

REACHING DOUBLE FIGURES

Following are Iowa's number of double figure games in scoring and rebounding, both for the 2007-08 season and for their career:

	Points		Rebounds	
	'07-08	Career	'07-08	Career
Dan Bohall	2	2	0	0
Jarryd Cole	3	3	0	0
Tony Freeman	1	14	0	0
Seth Gorney	0	6	1	1
Justin Johnson	8	12	1	1
Jake Kelly	2	2	0	0
Kurt Looby	2	4	3	5
Jeff Peterson	2	2	0	0
Cyrus Tate	0	3	0	2

IOWA'S STATISTICAL COMPARISONS

Hy-Vee Cy-Hawk Series

Iowa State currently leads the fourth annual Hy-Vee Cy-Hawk Series, 12-3. The Cyclones have picked up victories in football, men's golf, volleyball, men's cross country and women's basketball. Both Iowa and Iowa State earned a point after a scoreless draw in women's soccer and Iowa gained two points in women's cross country.

Iowa captured the third Hy-Vee Cy-Hawk Series, 14-9 in 2006-07. The Hawkeyes hold a 2-1 advantage in the in-state competition against their rivals from Iowa State that began in 2005.

Last season, the Hawkeyes captured victories in women's soccer (1-0, OT), football (27-17), wrestling (24-6) men's basketball (77-59), women's swimming & diving (181.5-117.5) and softball (2-1).

Iowa captured the inaugural Cy-Hawk Series in 2005 registering a 13-8 margin of victory. Iowa State evened the competition with its own 13-8 triumph in 2006.

The 12-sport series awards two points (except football, which is worth three) to the winning school in each head-to-head match-up between the two institutions. Additionally, one point is awarded to an institution if the graduation rate of its student-athletes is greater than the national average as reported each fall by the NCAA. Iowa earned the academic points all three years, whereas Iowa State failed to earn the extra points in 2004 and 2005.

A new total of 27 points (13 events) is up for grabs in 2007-08.

A commemorative Hy-Vee Cy-Hawk Series Cup, which stands 31 inches tall and weighs 19 pounds, is displayed on the winning team's campus for an entire year after a victory. Replica cups are also presented as "traveling trophies" for individual victorious teams in the head-to-head competition.

This season's fourth annual Hy-Vee Cy-Hawk Series schedule is listed below:

Date	Event	Site/Result
9/4	Men's Golf (2 points)	ISU
9/8	Volleyball (2 points)	ISU
9/9	Women's Soccer (2 points)	Tie
9/15	Football (3 points)	ISU
11/10	Men's Cross Country (2 points)	ISU
11/10	Women's Cross Country (2 points)	Iowa
12/5	Women's Basketball (2 points)	ISU
12/7	Women's Swim. & Diving (2 points)	Ames
12/8	Men's Basketball (2 points)	Ames
12/9	Wrestling (2 points)	Ames
2/22	Women's Gymnastics (2 points)	Ames
3/7	Women's Gymnastics (2 points)	Iowa City
4/1	Softball (2 points)	Ames

Academic Opportunities

Two points for an institution if the student-athlete graduation rate for all student-athletes is greater than the national average for all student-athletes, according to the annual graduation rate

Hawkeyes Add Four Recruits

University of Iowa men's basketball Coach Todd Lickliter announced the signing of four student-athletes to national letters of intent to join the Hawkeye basketball program next fall.

The additions to the program are Iowa City native Matt Gatens, Anthony Tucker from Minnetonka, MN, Andrew Brommer from Rosemount, MN and Jermain Davis from Plymouth, MN.

Gatens (6-5, 210) attends Iowa City HS. He committed to the Iowa program as a 15-year-old ninth grader. A member of the varsity since his ninth grade season, Gatens averaged 18 points, 5.5 rebounds and four assists as a freshman.

He ranks as the all-time scoring leader at Iowa City HS with 1,353 career points heading into his senior season, a career average of 20 points per game. He is also an 82% career shooter from the free throw line.

At Iowa City High he has twice been named to the Iowa Newspaper Association all-state team and the Des Moines Register all-state team. He has earned all-conference recognition in the Mississippi Valley Conference in each of the past three seasons. His father, Mike, was an Iowa basketball letterman from 1974-76.

Tucker (6-4, 195) averaged 16.4 points and 5.7 rebounds as a junior at Minnetonka HS under Coach John Hedstrom. He has been a unanimous all-conference selection for three seasons and is the only player to be a unanimous selection as a ninth grader. He earned all-Metro honors and second team all-state recognition from the *St. Paul Pioneer Press*. He has scored 1,250 career points and could become Minnetonka's all-time scoring leader as a senior.

Tucker earned first team all-state honors last season after being named to the second all-state team as a sophomore. He is a two-year team captain and was recently named to the Minnetonka Honor Society for Leadership.

Brommer (6-9, 220) is a versatile forward who attends Rosemount HS and played two seasons on the same summer AAU team (43 Hoops) with Tucker.

Brommer begins his final prep season with 838 career points. He averaged 17 points, nine rebounds, three assists and three blocks per game as a junior as his prep team posted a 9-17 overall record.

Brommer serves as team captain for Coach Mike Manning and earned all-conference honors as both a sophomore and junior.

Davis (6-4, 200) is a shooting guard who is in his first season at Kirkwood Community College in Cedar Rapids, IA after attending Southeastern Community College in Burlington as a freshman. In one season at Southeastern Davis averaged 10.9 points while leading the team in assists and ranking third in steals.

Davis attended Robbinsdale Cooper HS in New Hope, MN, where he helped his prep team post a 27-4 record as a senior. That team set a school record for wins in a season and finished second in the Class 4-A state tournament. Davis was named to the all-tournament team at the state tournament. He earned all-conference honors in the North Suburban Conference and shared conference MVP honors as a senior.

Davis averaged 15.3 points per game as a junior and senior and was named to the all-defensive team in the metro area. A solid defensive player, he also averaged four steals, five rebounds and 3.4 assists during his prep career. As a senior he shot 54% from the field, including 41% from three-point range.

	All Games	Big Ten	Home Games	Away Games	IA Wins	IA Losses
Record	6-4		5-2	1-2	6-0	0-4
Points	59.5		59.3	60.0	60.5	58.0
Opp. Pts	55.7		51.4	65.7	47.8	67.5
FG%	.450		.447	.458	.466	.429
FG Def.	.388		.361	.453	.354	.435
3-PT%	.370		.350	.414	.408	.321
3-pt. Def.	.326		.269	.444	.295	.364
FT%	.651		.629	.750	.714	.552
REB	35.0		36.4	31.7	34.8	35.2
AST	12.8		13.0	12.3	12.3	13.5
TO	18.2		20.0	14.0	17.7	19.0
STL	5.3		6.1	3.3	6.5	3.5
BLK	3.3		3.7	2.3	4.2	2.0

HOME, AWAY COMPARISONS

In its seven home games, Iowa has outscored its opponents by a 7.9 margin, shooting 44.7% from the field while holding its opponent to 36.1% shooting. Iowa holds a 36.4-29.6 rebounding advantage.

In three games away from Carver-Hawkeye Arena (including two neutral site games), Iowa has been outscored 65.7-60. The Hawkeyes are shooting 45.8% from the field while opponents are shooting 45.3%. Iowa holds a 31.7-26.7 rebounding margin.

OFF THE BENCH

The Iowa reserves are averaging 18.8 points and 9.6 rebounds per game, compared to 12.2 points and 6.9 rebounds by the opponent reserves.

Iowa is 5-4 when the reserves outscore the opponent's reserves and 1-0 when the opponent reserves scored more points.

Iowa is 4-3 when the Hawkeye reserves have more rebounds than the opponent reserves, 2-0 when the opponent reserves have more rebounds and 0-1 when rebounding by the reserves is even. Following is a game-by-game comparison with opponents:

Opponent	Iowa		Opponent	
	Pts.	Rebs.	Pts.	Rebs.
Idaho State	11	13	5	5
No. Colorado	10	4	9	9
FL Gulf Coast	16	8	7	4
MD Eastern Shore	23	15	3	5
Bradley (n)	17	10	14	8
Utah State (n)	24	120	13	7
Wake Forest	34	15	23	12
LA-Monroe	17	5	10	5
Eastern Illinois	11	6	17	8
At Northern Iowa	25	10	21	6
Totals	188	96	122	69
Average	18.8	9.6	12.2	6.9

STARTING LINE-UPS

Iowa on the Big Ten Network

A majority of Iowa's games throughout the 2007-08 season will appear on national cable television via the Big Ten Network.

The Big Ten Network is available on the basic level of service offered by 67 locally-owned and locally-operated cable television systems across the state of Iowa. It is also available through the nation's two satellite television companies, DirectTV and Dish Network. Currently, more than 50 percent of the homes in Iowa have access to the Big Ten Network, as do more than 30 million homes nationwide. The Big Ten Network is the fastest growing television network in television history, reaching 30 million homes in its first 30 days of existence.

Iowa has used three starting line-ups in its 10 games. Following is Iowa's record by line-up, with the most recent starting unit in bold:

Cole, Looby, Kelly, Johnson, Angle (UNI)	1-0
Gorney, Looby, Bohall, Johnson, Peterson (ID State, UNCO, FGCU, UMES, BU, USU, WFU)	4-3
Cole, Looby, Kelly, Johnson, Peterson (ULM, EIU)	1-1

OVERCOMING DEFICITS

The biggest deficit Iowa has overcome to get a victory is seven points, that in a 65-48 win over Maryland Eastern Shore.

The biggest deficit overcome by an Iowa opponent is 16, that by Louisiana-Monroe in a 72-67 overtime win over Iowa.

SCORING BY HALVES

Iowa has outscored its opponents 272-261 in the first half and a 311-279 in the second half. The Hawkeyes have been outscored 17-12 in their only overtime period. Iowa has led at halftime in seven games and has outscored its opponent in the second half in six games. The second half scoring was even in the win over Idaho State.

IOWA FROM THE FREE THROW LINE

Iowa has made at least 80% of its free throws in three games and at least 70% of its free throws in four games, with a season-best 88.9% (8-9) at Northern Iowa. Iowa has posted a 4-1 record when shooting at least 70% from the free throw line. Following is Iowa's won-loss breakdown based on free throw percentage:

Iowa FT%	W-L	Iowa FT%	W-L
Under 50%	0-2	70-79%	2-0
50-59%	1-1	80-89%	2-1
60-69%	1-0	90-100%	0-0

CRUNCH TIME FREE THROWS

Iowa is 12-23 (.522) from the free throw line in the final four minutes of its three games that have been decided by 10 points or less. Iowa's opponents in those games have made 11-20 free throw attempts in the final four minutes. Those figures include all free throw attempts in Iowa's single

Iowa Results on Dec. 8

16 Wins, 3 Losses

1923	* North Dakota	W	22-11
1930	* St. Louis	L	14-26
1939	* Milikin	W	43-26
1945	* Denver	W	67-40
1951	* DePauw	W	69-53
1956	* Denver	W	58-57
1958	Oklahoma	L	57-80
1965	* Creighton	W	103-77
1970	* Ashland (OH)	W	82-56
1973	Marquette	L	70-86
1975	Bradley	W	100-96
1979	Detroit	W	80-54
1981	Iowa State	W	79-68
1982	* Marquette	W	87-66
1984	* Texas Tech	W	58-48
1990	* Iowa State	W	75-73
1992	* Northern Iowa	W	64-44
1998	Kansas	W	85-81
2001	Iowa State	W	78-53
2007	* Iowa State	W	77-59

overtime game. Iowa is 1-2 in games decided by 10 points or less, including one overtime loss. Following are Iowa's individual attempts:

Tony Freeman	2-2	1.000
Jake Kelly	2-2	1.000
Cyrus Tate	2-2	1.000
Justin Johnson	5-9	.556
Jarryd Cole	1-2	.500
Kurt Looby	0-2	.000
David Palmer	0-2	.000
Jeff Peterson	0-2	.000
Iowa	12-23	.522
Opponents	11-20	.550

HAWKEYE GAME NOTES & TRENDS

- Iowa is 0-0 when scoring 80 points or more, 0-0 when scoring between 70-80 points, 3-2 when scoring between 60-70 points and 3-2 when scoring less than 60 points.
- Iowa is 6-1 when holding its opponent to less than 60 points, 0-2 when holding its opponent between 60-70 points and 0-1 when the opponent scores over 70 points.
- Iowa is 4-3 when collecting more assists than the opponent, 2-1 when the opponent has more assists and 0-0 when assists were even.
- Iowa is 1-0 when having fewer turnovers than its opponent, 5-3 when the opponent has fewer turnovers and 0-1 when turnovers are equal.
- Iowa is 2-0 when collecting more steals than its opponent, 4-3 when the opponent had more steals and 0-1 when steals are equal.
- Iowa is 0-0 when five reach double figures, 0-0 when four reach double figures; 1-2 when three score in double figures, 4-0 when two players score in double figures and 1-2 when one scores in double figures.
- Iowa is 6-1 when leading at halftime, 0-3 when trailing at intermis-

Iowa In Big Ten Statistics

Category	Stat	Rank
Scoring Defense	55.7	3rd
Field Goal %	.450	4th
3-Pt. Field Goal %	.370	4th
FG% Defense	.388	5th
Rebounding Margin	+6.3	6th
3-Pt. FG Per Game	6.7	7th
3-PT FG Defense	.326	8th
Free Throw %	.651	8th
Assists	12.8	9th
Scoring Margin	+3.8	9th
Blocked Shots	3.3	10th
Steals	5.3	10th
Turnover Margin	-4.8	11th
Scoring Offense	59.5	11th
Ast./TO Ratio	0.7	11th

INDIVIDUAL STATISTICS

Category	Player	Stat	Rank
FG %	Kurt Looby	.757	1st
3-pt. FG Per G.	Justin Johnson	3.6	1st
Blk. Shots	Kurt Looby	1.9	4th
Minutes Played	Justin Johnson	35.9	3rd
	Jeff Peterson	34.4	5th
Rebounding	Kurt Looby	8.0	6th
Scoring	Justin Johnson	16.4	6th
Assists	Jeff Peterson	4.0	T7th
3-pt FG %	Jake Kelly	.455	T8th

sion and 0-0 when tied at halftime.

- Iowa is 5-4 when controlling the opening tip and 1-0 when not controlling the tip.
 - Iowa is 1-2 in games decided by 10 points or less, including a 0-1 record in games decided by five points or less and a 0-1 mark in overtime.
- Iowa is 0-2 in neutral site games, dropping contests to Bradley and Utah State at the South Padre Island Invitational in late November.

IOWA RECORD BY CONFERENCE

Iowa, in non-conference action, has played two teams from the Big Sky Conference and the Missouri Valley, along with one from the Atlantic Coast, Atlantic Sun, Mid-Eastern Athletic, Ohio Valley, Sun Belt and Western Athletic. Iowa will also meet one additional team from the Missouri Valley, along with foes from the Big 12 and Southland conferences. Following is a breakdown of Iowa's record by conference:

Atlantic Coast	0-1	Missouri Valley	1-1
Atlantic Sun	1-0	Ohio Valley	1-0
Big Sky	2-0	Sun Belt	0-1
Mid-Eastern Athletic	1-0	Western Athletic	0-1

IOWA SEEKS EIGHTH STRAIGHT

Iowa is seeking its eighth straight winning campaign, which would establish a school record. Iowa's current streak began with a 23-12 record in 2000-01 and includes three seasons of more than 20 wins and six post-seasons appearances (three NCAA, three NIT).

Iowa also had seven straight winning seasons from 1950 through 1956. Pops Harrison, Bucky O'Connor and Rollie Williams all coached the Hawkeyes during those years. Only a 10-10 record in 1949 kept Iowa from 13 consecutive winning seasons (1944-56).

Harrison coached Iowa to five straight winning seasons from 1944-48, Lute Olson coached Iowa to winning seasons from 1979-83, George Raveling and Tom Davis combined to coach Iowa to winning seasons from 1985-89 and Davis coached Iowa to winning seasons from 1995-99. Iowa had five consecutive winning seasons on three occasions, 1979-83, 1985-89 and 1995-99.

Iowa is one of four Big Ten teams to post a winning record in each of the last seven seasons, joining Illinois, Michigan State and Wisconsin.

TOP HOME PERCENTAGE

Iowa posted a 44-5 (.896) record in Carver-Hawkeye Arena over the last three seasons (2005-07) and is 5-2 in home games to start the 2007-08 campaign. That mark ranks as Iowa's best home court winning percentage over any three year period in which Iowa won at least 40 games.

Iowa's winning percentage in Big Ten home games (20-4, .833) over the last three seasons is also the schools best percentage since the conference began playing more than 14 league games in 1974.

Following is a ranking of Iowa's best home court record over any three-year period, with a minimum of 40 wins:

Percentage	Record	Years
.898	44-5	2005-07
.875	42-6	1987-89
.872	41-6	2004-06
.854	41-7	1991-93
.851	40-7	1985-87
.837	41-8	1995-97
.816	40-9	1988-90

IOWA TOUGH AT HOME

Iowa has won 37 of its last 41 games in Carver-Hawkeye Arena. Iowa's recent win streak included 21 straight overall wins and 12 straight Big Ten Conference wins. Iowa has won nine of its last 10 home games against ranked opponents. The Hawkeyes posted a 14-2 home record in 2006-07 (losses to Northern Iowa and Wisconsin) after a 17-0 mark in 2006.

IOWA ON THE TUBE

All but one Iowa game throughout the 2007-08 season will be televised, with the only exception being the final round of the South Padre Island Invitational against Utah State.

The majority of Iowa's non-conference games are scheduled for the Big Ten Network. Iowa's home game with Wake Forest was televised on ESPN2. The contest at Northern Iowa was on FOX 28 and the game at Iowa State is on ESPNU.

THE RETURNING CAST

Iowa returns three starters and six lettermen from 2007. The returning starters include senior center Kurt Looby, junior guard Tony Freeman and junior forward Cyrus Tate. Freeman is currently out of action due to injury.

Freeman started 17 of 31 games a year ago. He led the team in assists (3.7) and ranked third in scoring (7.5) and steals (1.1). Looby started 19 games, averaging 3.8 points and 4.6 rebounds. He led Iowa and ranked fourth in the Big Ten in blocked shots (1.7) per game. His 53 blocked shots rank eighth-best for a single season at Iowa.

Tate started 22 games last season, averaging 4.2 points and 4.4 rebounds per game.

Along with the six returning lettermen, Iowa also returns sophomore guard Dan Bohall and sophomore forward David Palmer. Palmer sat out last season as a redshirt transfer. The Hawkeye roster includes three true freshmen.

With the seven returning players who saw action a year ago, Iowa returns 41.1% of its scoring, 55.3% of its rebounding, 44.1% of its assists and 47.7% of its steals. Iowa's returning players shot 45.7% from the field, 40% from three-point range and 66.5% from the free throw line.

IOWA PROGRAM REACHES 1,400 WINS

The Iowa basketball program reached 1,400 wins (now at 1,444) with a 79-46 victory over Texas-San Antonio on Nov. 26, 2005. Iowa ranks 34th on the all-time list for victories and is one of 41 NCAA Division I programs with as many as 1,400 wins. Iowa's basketball history includes 73 winning seasons and 24 years in which the Hawkeyes have won 20 or more games. Iowa (with 22) is one of 31 programs to earn more than 20 invitations into the NCAA Tournament.

THE HAWKEYE ROSTER

The Iowa roster includes 11 players. The squad includes three seniors, three juniors, two sophomores and three freshmen.

Along with Iowa native Dan Bohall, the roster includes two players from Illinois and Indiana and one from Maryland, Missouri, Ohio, Tennessee, Texas and St. John's, Antigua.

BIG TEN SINGLE GAME TICKETS ON SALE

Single game tickets for Iowa's nine Big Ten Conference home games are now on sale. Tickets may be purchased online at www.hawkeyesports.com, by calling the UI Athletics Ticket office at 1-800-IA-HAWKS, or in person at the Athletics Ticket Office in Carver-Hawkeye Arena.

Iowa opens Big Ten action by hosting Indiana Jan. 2. Iowa also hosts Michigan State (Jan. 12), Purdue (Jan. 16), Penn State (Jan. 26), Ohio State (Feb. 2), Wisconsin (Feb. 6), Michigan (Feb. 14), Northwestern (Feb. 19) and Illinois (Mar. 1 or 2).

IOWA OFFERS FAMILY FOUR PACK

University of Iowa men's basketball fans can take advantage of the "Family Four Pack" at upcoming games. The family pack includes four tickets, four hot dogs and four drinks.

The cost of the "Family Four Pack" is \$65 and the special pricing is available for Iowa's final non-conference home game against Southeastern Louisiana on Dec. 29 and the

Big Ten Conference game against Northwestern on February 19.

Tickets may be purchased in person at the UI Athletic Ticket Office in Carver-Hawkeye Arena or by calling 1-800-IAHAWKS.

SEASON TICKETS ON SALE FOR 2007-08

- Season tickets are available for 2007-08, including general public (\$336), UI faculty and staff (\$272) and UI students (\$95).
- Single game tickets for Big Ten Conference games are now on sale.
- Weekend package tickets for four Big Ten Conference home games are on sale for \$100. The package includes games vs. Michigan State (Jan. 12), Penn State (Jan. 26), Ohio State (Feb. 2) and Illinois (Mar. 1-2).
- "Family Four Pack" tickets are available for home games Dec. 29 vs. Southeastern Louisiana and Feb. 19 vs. Northwestern. The "Family Four Pack" includes four tickets, four hot dogs and four drinks for a cost of \$65.
- Single game tickets are available for \$20 for all games except Big Ten Conference weekend games, Wisconsin and Drake. Tickets for those games are \$25. UI students can purchase single game tickets for \$15 on the day of the game, when available.
- A \$10 youth ticket (age 18 and below) is available for the final non-conference game vs. Southeastern Louisiana Dec. 29.
- Discounted tickets to select home games, earmarked for purchase by groups of 20 or more, are also available for purchase. For information about group ticket packages, fans should call the UI Sports Marketing Office at (319) 335-9431.
- Fans interested in obtaining men's basketball tickets can do so at the UI Athletic Ticket Office, located in Carver-Hawkeye Arena, by calling the ticket office at 1-800-IA-HAWKS or by visiting the UI website at hawkeyesports.com.

HAWKEYE SCHEDULE NOTES

- Iowa's schedule includes 19 home games. This marks the third straight season Iowa has opened with an exhibition contest against a member of the Iowa Conference.
- For the first time since 1997, Iowa will host nine Big Ten Conference games, as the league has expanded the schedule to include 18 league games. Iowa does not play at Illinois this season, while Minnesota does not visit Carver-Hawkeye Arena.

BIG TEN TOURNAMENT TICKETS ON SALE

All-session and single session tickets for the 2008 Big Ten Conference men's basketball tournament go on sale to the general public at 9 a.m. CT Saturday, Dec. 8. Tickets are available at all 11 Big Ten university ticket offices, the Consecro Fieldhouse box office, Ticketmaster outlets at www.ticketmaster.com, or by calling Ticketmaster at (317) 239-5151. The 11th annual Big Ten Tournament will be held March 13-16, 2008 at Consecro Fieldhouse in Indianapolis.

All session tickets are on sale for \$150 or \$275, depending on seat location. Single-session tickets range from \$30 to \$85, based on seat location and session. Orders are limited to 12 all-session tickets or 12 single-session tickets.

HAWKEYES SET ARENA RECORD

Iowa set a Carver-Hawkeye Arena (opened in 1983) record with 12 consecutive Big Ten Conference home wins over the course of the 2006 and 2007 seasons. The streak was snapped Jan. 28 when second-ranked Wisconsin won in Iowa City. Following the loss to Wisconsin the Hawkeyes concluded the 2007 season by winning their final four home games, improving to 15-1 in Big Ten games and 31-2 overall over the past two seasons in Carver-Hawkeye Arena.

Prior to the Badger loss, Iowa had not lost a Big Ten home game since a 75-65 loss to top-ranked Illinois on Feb. 19, 2005.

Iowa's record for consecutive home wins in league play is 14 straight. That mark was set during the 1980-81 and 1981-82 seasons when home games were played at the Iowa Field House.

IOWA IN TOURNAMENT PLAY

Iowa has fared well while taking part in regular-season tournaments over the past 25 years. In that time Iowa has won the Great Alaska Shootout (1986-87), the Cal-Irvine Anteater Classic (1986-87), the Maui Classic (1987-88), the San Juan Thanksgiving Shootout (1992-93), the San Juan Christmas Shootout (1997-98), the Big Ten Conference Tournament in 2001 and 2006 and its own invitational 24 times.

In addition, Iowa was runner-up in the 1985-86 Far West Classic, the 1987-88 All-College Tournament, the 1988-89 Chaminade Classic, the 1991-92 Tampa Tribune Holiday Invitational, the 1994-95 Rainbow Classic, the 1995-96 Great Alaska Shootout, the 1999-00 Coaches vs. Cancer Classic, the 2001-02 Guardians Classic, the 2005-06 Guardians Classic, the 2002 Big Ten Conference Tournament and the 2004 Maui Invitational.

IOWA IN LAS VEGAS NEXT SEASON

Iowa will take part in the Las Vegas Invitational during the early portion of the 2008-09 season. The 2008 event will take place Nov. 28-29, 2008 at the Orleans Arena in Las Vegas. Iowa's bracket of opponents in Las Vegas will include Kentucky, Kansas State and West Virginia.

Similar to the South Padre Island Invitational this season, Iowa will have two home games in the event before traveling to Las Vegas for two games. Possible first and second round opponents include Southeast Missouri State, Oakland University, Delaware State and Longwood University.

Kansas defeated eventual national champion Florida in the championship game of the tournament a year ago, while North Carolina and Louisville highlight the field this year.

Participating schools will each have their share of tickets available to sell after this season is completed. The general public will have a chance to purchase a limited number of tickets for the final rounds in Las Vegas beginning Saturday, Nov. 3 at 1 p.m. EST at the Orleans Arena. For ticket information, please contact the Orleans Arena at (702) 284-7777 or on the web at www.orleansarena.com.

NO THREE-POINTERS

Since the three-point shot became part of the college game, Iowa has played 14 games in which it has failed to make a three-point attempt. Iowa had made at least one three-point basket in 53 straight games before missing all five attempts in a 71-61 home win over Purdue in 2004. Iowa's current streak includes at least one three-point basket in 128 straight games.

Following is a list of games in which Iowa did not make a three-point basket (11-3 record). During the 1982-83 season, when the three-point shot was first added, the number of three-point attempts in some games is unavailable.

Date	Opponent	3-pt.	Result
1/7/04	Purdue	0-5	W, 71-61
2/13/02	Penn State	0-9	L, 65-71
12/8/92	Northern Iowa	0-5	W, 64-44
12/6/91	Army	0-8	W, 74-39
12/12/88	Jackson State	0-3	W, 86-71
12/19/87	Iowa State	0-7	L, 100-102
2/10/83	Purdue	0-1	W, 55-46
12/29/82	Seton Hall	0	W, 85-63
12/28/82	James Madison	0	W, 55-47
12/18/82	UCLA	0	L, 66-75
12/11/82	Southern Cal	0	W, 66-55
12/8/82	Marquette	0	W, 87-66
12/3/82	Navy	0	W, 76-65
11/27/82	Brigham Young	0	W, 91-80

POST-SEASON OPPONENTS

Iowa's 2007-08 schedule includes 15 games against teams that advanced to post-season play a year ago. Iowa will play 11 games against six Big Ten opponents that appeared in the 2007 NCAA Tournament, including two games with national runner-up Ohio State. The Hawkeyes have four games against teams that were in the NIT a year ago (Michigan twice, Bradley, Utah State).

IOWA VS. THE FIELD

Iowa posted a 6-10 record while playing 11 teams that advanced to post-season play last season. That included a 4-9 record against eight teams that competed in the NCAA Tournament and a 2-1 record against three teams that were in the NIT.

IOWA ATTENDANCE IMPROVES AGAIN

Iowa drew an average of 12,196 fans for its 16 home games during the 2006-07 season. That average ranks as an improvement over each of the last two seasons, as Iowa averaged 12,006 fans in 2006. Iowa annually ranks among the top teams in the nation in home attendance.

IOWA VS. RANKED TEAMS

These are Iowa's most recent wins vs. nationally ranked opponents:

At Home:	81-75 over 25th-ranked Indiana, 2/3/07
On the Road:	70-67 over 21st-ranked Indiana, 2/11/06
Neutral Court:	67-60 over 7th-ranked Ohio State, 3/12/06 In semi-finals of Big Ten Tournament

IOWA IN THE NCAA TOURNAMENT

Iowa made its 22nd appearance in the NCAA Tournament in 2006. Iowa earned the Big Ten Conference's automatic bid by virtue of claiming the league's tournament title.

The Hawkeyes hold an overall record of 27-24 in the tournament, advancing to the Final Four in 1955 (fourth), 1956 (second) and 1980 (fourth). Iowa reached the regional championship in 1987 and lost in the regional semi-final in 1988 and 1999.

IOWA INFORMATION ON THE WEB

Iowa basketball information is available on the University of Iowa's web site, hawkeyesports.com. Once you have entered the web site, you may obtain biographical information on Iowa players and coaches, game notes, game stories and box scores from all games throughout the season, plus team and individual cumulative stats and a pdf version of Iowa's History and Record book.

Members of the media who wish to have this information forwarded via e-mail throughout the season may do so by contacting the Iowa Sports Information office with your e-mail address.

IOWA PHOTOS AVAILABLE

Up-to-date head shots of all Iowa players and coaches are available on the internet at pics.hawkeyebasketball.com. Contact the Iowa Sports Information office if you are in need of additional photos.

HIGH SPEED CONNECTIONS

For members of the media who cover Iowa home games on a regular basis, high speed connections are available, at no charge, in the media seating area of Carver-Hawkeye Arena. You are asked to provide your own Ethernet cord. A limited number of phone lines are also available.

Media covering Iowa basketball on a regular basis should have their own telephone line installed.

HALK TALK WITH TODD LICKLITER

Fans of the University of Iowa basketball program may join Iowa Coach Todd Lickliter and radio announcer Gary Dolphin each week during the season for the "Hawk Talk with Todd Lickliter" radio call-in show. The show takes place each week at Carlos O'Kelly's Mexican Café in Iowa City from 7 to 8:30 p.m. The dates are Dec. 10 and 17; Jan. 7, 14, 21 and 28; Feb. 4, 11, 18 and 25; and Mar. 3 and 10.

HIGHLIGHTS AND SOUND BITES ON SATELLITE

Sound bites with coaches and athletes from Iowa's winter sports teams are available each Wednesday throughout the winter.

The video sound bites are available from 3:30-3:45 p.m. CT and include all winter sports, including men's and women's basketball and wrestling. The satellite feeds begin Wednesday, Nov. 21 and will conclude on March 5. There will not be a highlight feed on Wednesday, Dec. 26.

Contact the Iowa Sports Information office for coordinate information.

COACH LICKLITER WITH THE MEDIA

Following is a list of dates for basketball news conferences with Todd Lickliter. The news conferences will be held at 2 p.m. in the Press Room at Carver-Hawkeye Arena. Selected players will be available for interviews following the sessions with Coach Lickliter. Following are the news conference dates:

December	Tue, 11th			
January	Mon, 7th	Mon, 14th	Mon, 28th	
February	Mon, 4th	Wed, 13th	Mon, 18th	Mon, 25th
March	Mon, 3rd	Mon, 10th		

IN-SEASON TELE-CONFERENCES

Following is a list of tele-conference dates with Coach Todd Lickliter. Each call will begin at 10:30 a.m. CT. Members of the media need to contact the UI Sports Information office for the dial in number and other details. Here are the tele-conference dates:

December	Fri, 7th	Thu, 27th	Mon, 31st	
January	Fri, 4th	Fri, 11th	Fri, 18th	Fri, 25th
February	Fri, 1st	Fri, 8th	Fri, 22nd	Fri, 29th

Coach Lickliter will also be available on the Big Ten tele-conference calls, which take place each Monday during the Big Ten season.

BIG TEN TELE-CONFERENCES

The Big Ten Conference office has scheduled tele-conferences with men's basketball coaches each week during the Big Ten portion of the 2007-08 season. The first tele-conference will be held Monday, Dec. 10, with the weekly calls beginning Monday, Jan. 7 and running through March 10.

The tele-conferences are held each Monday from 9-11 a.m. CT. The calls will be available for play-back for 24 hours.

Contact the Big Ten office or the Iowa Sports Information office for the tele-conference and play-back phone numbers. Following is the coach's order of appearance:


9:00	Kelvin Sampson, Indiana	10:-00	Tom Izzo, Michigan State
9:10	Todd Lickliter, Iowa	10:10	Bo Ryan, Wisconsin
9:20	Tubby Smith, Minnesota	10:20	John Beilein, Michigan
9:30	Bill Carmody, Northwestern	10:30	Thad Matta, Ohio State
9:40	Ed DeChellis, Penn State	10:40	Bruce Weber, Illinois
9:50	Matt Painter, Purdue	10:50	Player of the Week

HAWKEYES BACK AT HOME

Iowa returns home for its final contest before semester exams and the holiday break when the Hawkeyes host Drake Friday, Dec. 14. Game time is 7:05 p.m. on the Big Ten Network.

****4 - - J.R. Angle, Guard, 6-7, 200, Junior, Franklin, IN (Indian Creek HS)**

- Three points and a career-high six rebounds in win at Northern Iowa
- Tied a career-high with eight points, four rebounds and career high three assists in win over Eastern Illinois
- Four points vs. Louisiana-Monroe
- Two points and three rebounds vs. Wake Forest
- Six points vs. Utah State
- Three points and three rebounds vs. Bradley
- Five points, three assists and two rebounds in Blowout
- Saw action in 28 of 31 games in 2007, with two starts
- Averaged 1.7 points and one rebound per game



Angle, Game-by-Game

Opp.	S	FG	3-PT	FT	O-D-RE	PF	TP	A	T	B	S	M
Idaho State					DNP							
N. Colorado	N	0-2	0-2	0-0	0-0-0	0	0	0	0	0	0	1
FL Gulf Coast					DNP							
MD E. Shore	N	0-0	0-0	0-0	0-0-0	0	0	0	1	0	0	11
Bradley (n)	N	1-1	1-1	0-0	1-2-3	3	3	1	1	0	0	9
Utah St. (n)	N	2-4	2-2	0-1	1-0-1	0	6	0	0	0	0	8
Wake Forest	N	0-0	0-0	2-2	0-3-3	1	2	0	0	0	0	11
LA-Monroe	N	2-4	0-2	0-0	0-1-1	1	4	0	1	0	0	13
E. Illinois	N	2-5	2-4	2-3	2-2-4	2	8	3	2	0	0	19
at Northern IA	Y	1-3	1-3	0-0	1-5-6	1	3	0	3	0	1	21
at Iowa State												
Drake												
SE Louisiana												
Indiana												
at Wisconsin												
at Ohio State												
Mich. State												
Purdue												
at Michigan												
at Indiana												
Penn State												
at Purdue												
Ohio State												
Wisconsin												
at Minnesota												
Michigan												
Northwestern												
at Mich. State												
at Penn State												
Illinois												
at Northwestern												
Big Ten Tournament												

Career Bests

Points: 8, twice, last vs. Eastern Illinois, 12/1/07
 Rebounds: 5 vs. Texas-Pan American, 12/1/06
 FGM: 3 vs. Coppin State, 12/2/06
 FGA: 5 vs. Eastern Illinois, 12/1/07
 FTM: 3 at Michigan State, 2/17/07
 FTA: 4 at Michigan State, 2/17/07
 Assists: 3 vs. Eastern Illinois, 12/1/07
 Steals: 2 vs. Georgia State, 12/20/06
 Blocks:
 Minutes: 21 at Northern Iowa, 12/5/07

Career Statistics

YEAR	G/GS	FG-A	PCT	3-PT	PCT	FT-A	PCT	O-D-RB	AVG	PF-DI	AS	TO	BK	ST	PTS	AVG
Fresh.	11/0	4-11	.364	2-5	.400	0-0	.000	1-5-6	0.5	2-0	1	6	0	0	10	0.9
Soph.	28/2	17-36	.472	4-9	.444	9-10	.900	9-19-28	1.0	31-0	9	9	0	5	47	1.7
Jun.	8/1	8-19	.421	6-14	.429	4-6	.667	5-13-18	2.3	8-0	4	8	0	1	26	3.3
Career	47/3	29-66	.439	12-28	.429	13-16	.813	15-37-52	1.1	41-0	14	23	0	6	83	1.8

15 - - Dan Bohall, Guard, 6-4, 193, Sophomore, Sioux City, IA (East HS)

- Five points vs. Louisiana-Monroe
- Five assists vs. Bradley
- 10 points, two rebounds and five assists in win over Maryland Eastern Shore
- Eight points and four rebounds in win over Florida Gulf Coast
- Career-highs with 14 points and six rebounds in win over Northern Colorado
- Six assists, five points and three rebounds in win over Idaho State in first career start
- Five points and three rebounds in exhibition win over Simpson College
- Nine points, four rebounds and three steals in Blowout
- Co-winner of 2007 Most Improved Award
- Played in 11 games in 2007, averaging 0.4 points and 0.1 rebounds



Bohall, Game-by-Game

Opp.	S	FG	3-PT	FT	O-D-RE	PF	TP	A	T	B	S	M
Idaho State	Y	2-8	1-5	0-0	1-2-3	3	5	6	5	0	0	32
N. Colorado	Y	3-6	1-3	7-8	0-6-6	3	14	1	2	0	0	26
FL Gulf Coast	Y	2-7	1-5	3-4	0-4-4	2	8	4	3	0	2	32
MD E. Shore	Y	2-6	0-3	6-6	1-1-2	0	10	5	0	0	0	30
Bradley (n)	Y	0-2	0-1	0-0	0-1-1	0	0	5	3	0	0	15
Utah St. (n)	Y	1-3	0-2	0-2	1-1-2	3	2	1	1	0	0	17
Wake Forest	Y	0-1	0-1	0-0	0-0-0	3	0	0	1	0	0	10
LA-Monroe	N	2-3	1-2	0-0	0-0-0	4	5	1	3	0	0	12
E. Illinois	N	0-0	0-0	0-0	0-0-0	1	0	1	0	0	0	4
at Northern IA												DNP
at Iowa State												
Drake												
SE Louisiana												
Indiana												
at Wisconsin												
at Ohio State												
Mich. State												
Purdue												
at Michigan												
at Indiana												
Penn State												
at Purdue												
Ohio State												
Wisconsin												
at Minnesota												
Michigan												
Northwestern												
at Mich. State												
at Penn State												
Illinois												
at Northwestern												
Big Ten Tournament												

Career Bests

Points: 14 vs. Northern Colorado, 11/14/07
Rebounds: 6 vs. Northern Colorado, 11/14/07
FGM: 3 vs. Northern Colorado, 11/14/07
FGA: 8 vs. Idaho State, 11/9/07
FTM: 7 vs. Northern Colorado, 11/14/07
FTA: 8 vs. Northern Colorado, 11/14/07
Assists: 6 vs. Idaho State, 11/9/07
Steals: 2 vs. Florida Gulf Coast, 11/18/07
Blocks:
Minutes: 32, twice, last vs. Florida Gulf Coast, 11/18/07

Career Statistics

YEAR	G/GS	FG-A	PCT	3-PT	PCT	FT-A	PCT	O-D-RB	AVG	PF-DI	AS	TO	BK	ST	PTS	AVG
Fresh.	11/0	0-6	.000	0-1	.000	4-10	.400	0-1-1	0.1	3-0	0	1	0	2	4	0.4
Soph.	9/7	12-36	.333	4-22	.182	16-20	.800	3-15-18	2.0	19-0	24	18	0	2	44	4.9
Career	20/7	12-42	.286	4-23	.174	20-30	.667	3-16-19	1.0	22-0	24	19	0	4	48	2.4

50 -- Jarryd Cole, Forward, 6-7, 250, Freshman, Kansas City, MO (Winnetonka HS)

- Two points and five rebounds in win at Northern Iowa
- 10 points (4-5 FG's) and four rebounds in win over Eastern Illinois
- Four points, tied a career-high with seven rebounds and played a career-high 35 minutes vs. Louisiana-Monroe in first start of career
- Career-high 14 points and tied a career-high with seven rebounds vs. Wake Forest
- 10 points and six rebounds vs. Utah State
- Six points and seven rebounds in win over Maryland Eastern Shore
- Seven points, four rebounds and three steals in win over Florida Gulf Coast
- Five points and four rebounds in exhibition win over Simpson College
- Nine points and six rebounds in Blowout
- Averaged 19.1 points, 13.7 rebounds and 5.2 blocked shots per game in leading team to 17-8 record as a senior



Cole, Game-by-Game

Opp.	S	FG	3-PT	FT	O-D-RE	PF	TP	A	T	B	S	M
Idaho State	N	1-1	0-0	0-1	1-0-1	3	2	0	0	0	1	14
N. Colorado	N	0-0	0-0	0-0	0-1-1	3	0	1	2	0	0	11
FL Gulf Coast	N	2-4	0-0	3-8	2-2-4	2	7	0	1	0	3	18
MD E. Shore	N	2-3	0-0	2-3	1-6-7	1	6	0	1	0	0	21
Bradley (n)	N	0-0	0-0	0-0	0-2-2	4	0	0	0	0	0	9
Utah St. (n)	N	3-7	0-1	4-4	2-4-6	2	10	1	0	1	0	25
Wake Forest	N	7-10	0-0	0-1	3-4-7	4	14	0	3	0	1	33
LA-Monroe	Y	1-3	0-0	2-5	2-5-7	4	4	1	5	0	1	35
E. Illinois	Y	4-5	0-0	2-3	3-1-4	3	10	0	2	0	0	29
at Northern IA	Y	1-3	0-0	0-0	3-2-5	5	2	0	2	1	0	19
at Iowa State												
Drake												
SE Louisiana												
Indiana												
at Wisconsin												
at Ohio State												
Mich. State												
Purdue												
at Michigan												
at Indiana												
Penn State												
at Purdue												
Ohio State												
Wisconsin												
at Minnesota												
Michigan												
Northwestern												
at Mich. State												
at Penn State												
Illinois												
at Northwestern												
Big Ten Tournament												

Career Bests

- Points:** 14 vs. Wake Forest, 11/26/07
Rebounds: 7, three times, last vs. Louisiana-Monroe, 11/30/07
FGM: 7 vs. Wake Forest, 11/26/07
FGA: 10 vs. Wake Forest, 11/26/07
FTM: 4 vs. Utah State, 11/24/07
FTA: 8 vs. Florida Gulf Coast, 11/18/07
Assists: 1, three times, last vs. Louisiana-Monroe, 11/30/07
Steals: 3 vs. Florida Gulf Coast, 11/18/07
Blocks: 1 vs. Northern Iowa, 12/5/07
Minutes: 35 vs. Louisiana-Monroe, 11/30/07

Career Statistics

YEAR	G/GS	FG-A	PCT	3-PT	PCT	FT-A	PCT	O-D-RB	AVG	PF-DI	AS	TO	BK	ST	PTS	AVG
Fresh.	10/3	21-36	.583	0-1	.000	13-25	.520	17-27-44	4.4	31-1	3	16	2	6	55	5.5

****11 - - Tony Freeman, Guard, 6-1, 190, Junior, Maywood, IL (St. Joseph's HS)**

- 15 points (5-7 FG's, 3-3 3pt FG's, 2-2 FT's) and three assists in first action of the 2007-08 season at Northern Iowa
- Suffered a fracture to the fifth metatarsal in his left foot against Simpson College and will miss four to six weeks
- Four points in exhibition win over Simpson College before injury
- 18 points and five assists in Blowout
- Earned 2007 Chris Street Award
- Earned 2007 Academic Recognition Award
- Played in all 31 games in 2007, with 17 starts
- Averaged 7.5 points, 3.7 assists and 2.9 rebounds



Freeman, Game-by-Game

Opp.	S	FG	3-PT	FT	O-D-RE	PF	TP	A	T	B	S	M
Idaho State												
N. Colorado												
FL Gulf Coast												
MD E. Shore												
Bradley (n)												
Utah St. (n)												
Wake Forest												
LA-Monroe												
E. Illinois												
at Northern IAN		5-7	3-3	2-2	0-1-1	0	15	3	3	0	0	24
at Iowa State												
Drake												
SE Louisiana												
Indiana												
at Wisconsin												
at Ohio State												
Mich. State												
Purdue												
at Michigan												
at Indiana												
Penn State												
at Purdue												
Ohio State												
Wisconsin												
at Minnesota												
Michigan												
Northwestern												
at Mich. State												
at Penn State												
Illinois												
at Northwestern												
Big Ten Tournament												

Career Bests

Points:	16 vs. Alabama, 11/19/06
Rebounds:	9 vs. Minnesota, 1/13/07
FGM:	6 vs. Alabama, 11/19/06
FGA:	13 vs. Alabama, 11/19/06
FTM:	8 vs. Purdue, 2/21/07
FTA:	12 vs Purdue, 2/21/07
Assists:	11 vs. The Citadel, 11/13/06
Steals:	3, three times, last vs. Iowa State, 12/8/06
Blocks:	1 vs. Purdue, 3/9/07
Minutes:	34, twice, last at Minnesota, 2/7/07

Career Statistics

YEAR	G/GS	FG-A	PCT	3-PT	PCT	FT-A	PCT	O-D-RB	AVG	PF-DI	AS	TO	BK	ST	PTS	AVG
Fresh.	33/4	40-118	.339	21-69	.304	10-16	.625	8-34-42	1.3	42-1	53	55	0	19	111	3.4
Soph.	31/17	76-189	.402	35-99	.354	46-66	.697	14-76-90	2.9	45-0	116	69	1	33	233	7.5
Jun.	1/0	5-7	.714	3-3	1.000	2-2	1.000	0-1-1	1.0	0-0	3	3	0	0	15	15.0
Career	65/21	121-314	.385	59-171	.345	58-84	.690	22-111-133	2.0	87-1	172	127	1	52	359	5.5

*****53 - - Seth Gorney, Center, 7-0, 245, Senior, Vandalia, OH (Butler HS)**

- Two points and five rebounds in win at Northern Iowa
- Four points and four rebounds vs. Louisiana-Monroe
- Eight points (3-4 FG's, 2-2 FT's) vs. Utah State
- Six points, five rebounds and three assists vs. Bradley
- Four points and six rebounds in win over Maryland Eastern Shore
- Career-high 11 rebounds in win over Florida Gulf Coast
- Eight points and four rebounds in win over Northern Colorado
- Three points and three rebounds in win over Idaho State
- Seven rebounds in exhibition win over Simpson College
- Eight points and three rebounds in Blowout
- Played in all 31 games in 2007, with 17 starts
- Averaged 5.5 points and 3.8 rebounds, shooting .575 from the field



Gorney, Game-by-Game

Opp.	S	FG	3-PT	FT	O-D-RE	PF	TP	A	T	B	S	M
Idaho State	Y	1-3	0-0	1-2	0-3-3	3	3	0	1	0	0	18
N. Colorado	Y	4-7	0-0	0-0	1-3-4	1	8	0	2	0	0	22
FL Gulf Coast	Y	1-4	0-0	0-0	2-9-11	1	2	1	0	0	0	22
MD E. Shore	Y	1-3	0-0	2-2	1-5-6	0	4	0	0	0	1	17
Bradley (n)	Y	3-4	0-0	0-0	1-4-5	2	6	3	2	1	0	29
Utah St. (n)	Y	3-4	0-0	2-2	0-2-2	0	8	0	0	0	0	18
Wake Forest	Y	0-0	0-0	0-0	0-0-0	0	0	0	1	0	0	10
LA-Monroe	N	1-3	0-0	2-3	3-1-4	2	4	1	0	0	0	13
E. Illinois	N	0-1	0-0	0-0	0-0-0	1	0	0	0	0	0	10
at Northern IAN		1-2	0-1	0-0	0-5-5	2	2	1	1	1	0	20
at Iowa State												
Drake												
SE Louisiana												
Indiana												
at Wisconsin												
at Ohio State												
Mich. State												
Purdue												
at Michigan												
at Indiana												
Penn State												
at Purdue												
Ohio State												
Wisconsin												
at Minnesota												
Michigan												
Northwestern												
at Mich. State												
at Penn State												
Illinois												
at Northwestern												
Big Ten Tournament												

Career Bests

- Points:** 12 at Indiana, 1/16/07
Rebounds: 11 vs. Florida Gulf Coast, 11/18/07
FGM: 5, three times, last at Indiana, 1/16/07
FGA: 13 vs. Northern Iowa, 12/5/06
FTM: 2, four times, last vs. Louisiana-Monroe, 11/30/07
FTA: 3 vs. Louisiana-Monroe, 11/30/07
Assists: 3 vs. Alabama, 11/19/06
Steals: 3 vs. The Citadel, 11/13/06
Blocks: 2 at Michigan, 1/31/07
Minutes: 30 vs. Northern Iowa, 12/5/06

Career Statistics

YEAR	G/GS	FG-A	PCT	3-PT	PCT	FT-A	PCT	O-D-RB	AVG	PF-DI	AS	TO	BK	ST	PTS	AVG
Fresh.	21/0	5-7	.714	0-0	.000	4-7	.571	8-14-22	1.0	15-0	3	5	1	5	14	0.7
Soph.	22/0	13-21	.619	0-0	.000	1-2	.500	5-17-22	1.0	13-0	3	5	2	1	27	1.2
Jun.	31/17	77-134	.575	0-2	.000	16-22	.727	43-75-118	3.8	72-0	15	22	7	14	170	5.5
Sen.	10/7	15-31	.484	0-1	.000	7-9	.778	8-32-40	4.0	12-0	6	7	2	1	37	3.7
Career	84/24	110-193	.570	0-3	.000	28-40	.700	64-138-202	2.4	112-0	27	39	12	21	248	3.0

**24 - - Justin Johnson, Guard, 6-6, 190, Senior, Tyler, TX (Tyler CC)*

- 13 points, four rebounds and two assists in win at Northern Iowa
- Named to Hawkeye Challenge all-tournament team
- 25 points (7-10 3pt FG's) in win over Eastern Illinois
- First career double-double with 26 points and 10 rebounds vs. Louisiana-Monroe
- Eight points, seven rebounds and two assists vs. Wake Forest
- Named to all-tournament team at South Padre Island Invitational
- 14 points and two steals vs. Utah State
- 16 points and five rebounds vs. Bradley
- 19 points and three rebounds in win over MD Eastern Shore
- 19 points, seven rebounds, three assists and a career-high three steals in win over Florida Gulf Coast
- Career-high 21 points in win over Idaho State, along with four rebounds and two blocked shots
- Seven treys vs. Eastern Illinois and Idaho State ties third best single-game total at Iowa
- 16 points and five rebounds in exhibition win over Simpson
- 17 points, five steals and two assists in Blowout
- Played in all 31 games in 2007, with seven starts, averaging 5.4 points and 2.3 rebounds



Johnson, Game-by-Game

Opp.	S	FG	3-PT	FT	O-D-RE	PF	TP	A	T	B	S	M
Idaho State	Y	7-14	7-12	0-0	0-4-4	2	21	1	3	2	1	35
N. Colorado	Y	1-5	1-3	0-0	0-3-3	0	3	4	3	1	0	34
FL Gulf Coast	Y	7-17	2-9	3-5	3-4-7	1	19	3	4	1	3	36
MD E. Shore	Y	5-13	4-12	5-7	1-2-3	3	19	1	1	2	1	36
Bradley (n)	Y	6-12	4-9	0-1	1-4-5	0	16	1	2	0	1	37
Utah St. (n)	Y	5-16	2-11	2-2	0-1-1	1	14	1	0	0	2	34
Wake Forest	Y	3-15	0-5	2-3	3-4-7	4	8	2	3	0	0	32
LA-Monroe	Y	8-18	6-15	4-7	2-8-10	1	26	1	3	0	0	42
E. Illinois	Y	9-13	7-10	0-0	1-4-5	1	25	1	1	0	1	35
at Northern IA	Y	5-10	3-5	0-0	2-2-4	1	13	2	5	0	1	38
at Iowa State												
Drake												
SE Louisiana												
Indiana												
at Wisconsin												
at Ohio State												
Mich. State												
Purdue												
at Michigan												
at Indiana												
Penn State												
at Purdue												
Ohio State												
Wisconsin												
at Minnesota												
Michigan												
Northwestern												
at Mich. State												
at Penn State												
Illinois												
at Northwestern												
Big Ten Tournament												

Career Bests


- Points:** 26 vs. Louisiana-Monroe, 11/30/07
Rebounds: 10 vs. Louisiana-Monroe, 11/30/07
FGM: 9 vs. Eastern Illinois, 12/1/07
FGA: 18 vs. Louisiana-Monroe, 11/30/07
FTM: 6 vs. Texas Southern, 12/23/06
FTA: 7, twice, last vs. Louisiana-Monroe, 11/30/07
Assists: 4, five times, last vs. Northern Colorado, 11/14/07
Steals: 3 vs. Florida Gulf Coast, 11/18/07
Blocks: 3 vs. Cornell, 12/30/06
Minutes: 42 vs. Louisiana-Monroe, 11/30/07

Career Statistics

YEAR	G/GS	FG-A	PCT	3-PT	PCT	FT-A	PCT	O-D-RB	AVG	PF-DI	AS	TO	BK	ST	PTS	AVG
Jun.	31/7	54-140	.386	45-99	.455	15-21	.714	17-53-70	2.3	35-0	33	31	13	11	168	5.4
Sen.	10/10	56-133	.421	36-91	.396	16-25	.640	13-36-49	4.9	14-0	17	25	6	10	164	16.4
Career	41/17	110-273	.403	81-190	.426	31-46	.674	30-89-119	2.9	49-0	50	56	19	21	332	8.1

32 -- Jake Kelly, Guard, 6-6, 180, Freshman, Carmel, IN (Carmel HS)

- Career-high 19 points (4-4 FT's) along with three rebounds and two steals in win at Northern Iowa
- Three points, two rebounds and four assists in win over Eastern Illinois
- Career-high six assists in first career start vs. Louisiana-Monroe
- Nine points, two points and two assists vs. Wake Forest
- Eight points, three rebounds and two assists vs. Utah State
- 11 points, four rebounds, three assists and two steals vs. Bradley
- Eight points, five rebounds, three assists, three steals and two blocks in win over Maryland Eastern Shore
- 10 points in exhibition win over Simpson College
- Seven assists, six rebounds and four points in Blowout
- Averaged 13.7 points and 2.9 rebounds in 21 games as a senior, helping team post 14-7 overall record
- Shot 48.5% from the field and 73.8% from the free throw line while ranking second on the team in assists (54) and steals (27) as a senior



Kelly, Game-by-Game

Opp.	S	FG	3-PT	FT	O-D-RE	PF	TP	A	T	B	S	M
Idaho State	N	2-4	0-1	0-1	0-4-4	2	4	1	1	0	0	15
N. Colorado	N	1-6	0-1	1-2	0-0-0	1	3	0	1	0	2	23
FL Gulf Coast	N	1-2	1-1	0-0	0-2-2	1	3	1	1	0	0	18
MD E. Shore	N	2-6	1-1	3-4	2-3-5	3	8	3	4	2	3	20
Bradley (n)	N	4-7	2-3	1-2	1-3-4	1	11	3	1	0	2	22
Utah St. (n)	N	2-4	1-2	3-3	1-2-3	4	8	2	3	0	0	34
Wake Forest	N	4-8	1-4	0-0	0-2-2	5	9	2	1	0	0	27
LA-Monroe	Y	1-4	0-0	0-0	1-1-2	5	2	6	4	0	1	32
E. Illinois	Y	1-9	1-4	0-0	0-2-2	1	3	4	3	0	0	27
at Northern IA	Y	6-13	3-5	4-4	1-2-3	2	19	1	1	0	2	38
at Iowa State												
Drake												
SE Louisiana												
Indiana												
at Wisconsin												
at Ohio State												
Mich. State												
Purdue												
at Michigan												
at Indiana												
Penn State												
at Purdue												
Ohio State												
Wisconsin												
at Minnesota												
Michigan												
Northwestern												
at Mich. State												
at Penn State												
Illinois												
at Northwestern												
Big Ten Tournament												

Career Bests

Points: 19 vs. Northern Iowa, 12/5/07
Rebounds: 5 vs. Maryland Eastern Shore, 11/20/07
FGM: 6 vs. Northern Iowa, 12/5/07
FGA: 13 vs. Northern Iowa, 12/5/07
FTM: 4 vs. Northern Iowa, 12/5/07
FTA: 4 vs. Northern Iowa, 12/5/07
Assists: 6 vs. Louisiana-Monroe, 11/30/07
Steals: 3 vs. Maryland Eastern Shore, 11/20/07
Blocks: 2 vs. Maryland Eastern Shore, 11/20/07
Minutes: 38 vs. Northern Iowa, 12/5/07

Career Statistics

YEAR	G/GS	FG-A	PCT	3-PT	PCT	FT-A	PCT	O-D-RB	AVG	PF-DI	AS	TO	BK	ST	PTS	AVG
Fresh.	10/3	24-63	.381	10-22	.455	12-16	.750	6-21-27	2.7	25-2	23	20	2	10	70	7.0

**52 - - Kurt Looby, Forward/Center, 6-10, 210, Senior, St. John's, Antigua (Tyler, TX CC)*

- Seven rebounds in win at Northern Iowa
- Six points (3-3 FG's), eight rebounds and two steals in win over Eastern Illinois
- Nine points (4-4 FG's) and 12 rebounds (six offensive) vs. Louisiana-Monroe
- 10 rebounds and three blocks vs. Wake Forest
- 10 points, eight rebounds and two blocks vs. Utah State
- 12 points and eight rebounds vs. Bradley
- Seven points, five rebounds and tied a career-high with five blocks in win over Maryland Eastern Shore
- Eight points and five rebounds in win over Florida Gulf Coast
- Eight points and five rebounds in win over Florida Gulf Coast
- Four points, seven rebounds, four blocks and career-high four steals in win over Northern Colorado
- 10 rebounds, six points and two blocked shots in win over Idaho State
- 12 points, nine rebounds and two blocks shots in Blowout
- Co-winner of 2007 Most Improved Award
- Played in all 31 games in 2007, with 19 starts, averaging 3.8 points, 4.6 rebounds and 1.7 blocks per game
- Ranks eighth in single-season blocked shots with 53 in 2007



Looby, Game-by-Game

Opp.	S	FG	3-PT	FT	O-D-RE	PF	TP	A	T	B	S	M
Idaho State	Y	3-5	0-0	0-1	4-6-10	2	6	0	3	2	0	30
N. Colorado	Y	1-1	0-0	2-2	1-6-7	2	4	2	2	4	4	28
FL Gulf Coast	Y	4-5	0-0	0-0	1-4-5	2	8	0	1	1	0	24
MD E. Shore	Y	3-3	0-0	1-2	0-5-5	0	7	0	2	5	0	24
Bradley (n)	Y	5-8	0-0	2-4	5-3-8	1	12	1	1	1	0	27
Utah St. (n)	Y	5-6	0-0	0-0	3-5-8	2	10	2	0	2	1	33
Wake Forest	Y	0-1	0-0	0-1	2-8-10	1	0	0	3	3	1	16
LA-Monroe	Y	4-4	0-0	1-4	6-6-12	2	9	1	3	0	1	29
E. Illinois	Y	3-3	0-0	0-0	1-7-8	5	6	1	2	1	2	25
at Northern IA	Y	0-1	0-0	0-0	3-4-7	3	0	1	1	0	0	19
at Iowa State												
Drake												
SE Louisiana												
Indiana												
at Wisconsin												
at Ohio State												
Mich. State												
Purdue												
at Michigan												
at Indiana												
Penn State												
at Purdue												
Ohio State												
Wisconsin												
at Minnesota												
Michigan												
Northwestern												
at Mich. State												
at Penn State												
Illinois												
at Northwestern												
Big Ten Tournament												

Career Bests


- Points:** 13, twice, last vs. Villanova, 11/20/06
Rebounds: 14 vs. The Citadel, 11/13/06
FGM: 5, three times, last vs. Utah State, 11/24/07
FGA: 9 vs. Toledo, 11/17/06
FTM: 7 vs. Villanova, 11/20/06
FTA: 8 vs. Villanova, 11/20/06
Assists: 2, four times, last vs. Utah State, 11/24/07
Steals: 4 vs. Northern Colorado, 11/14/07
Blocks: 5, four times, last vs. Maryland Eastern Shore, 11/20/07
Minutes: 33 vs. Utah State, 11/24/07

Career Statistics

YEAR	G/GS	FG-A	PCT	3-PT	PCT	FT-A	PCT	O-D-RB	AVG	PF-DI	AS	TO	BK	ST	PTS	AVG
Jun.	31/19	45-84	.536	0-0	.000	28-48	.583	56-87-143	4.6	98-5	13	19	53	19	118	3.8
Sen.	10/10	28-37	.757	0-0	.000	6-14	.429	28-52-80	8.0	20-1	8	18	19	9	62	6.2
Career	41/29	73-121	.603	0-0	.000	34-62	.548	84-139-223	5.4	118-6	21	37	72	28	180	4.4

2 - - David Palmer, Center, 6-9, 240, Sophomore, Antioch, TN (Oak Hill Academy)

- Three points in win over Eastern Illinois
- Seven points vs. Wake Forest
- Three points vs. Bradley
- Three rebounds in exhibition win over Simpson College
- Eight rebounds and two assists in Blow-out
- Sat out 2006-07 season as a redshirt after transferring from Seton Hall
- Six rebounds, two points and two blocked shots in Black and Gold Blowout
- Played his freshman season at Seton Hall, seeing action in 27 games



Palmer, Game-by-Game

Opp.	S	FG	3-PT	FT	O-D-RE	PF	TP	A	T	B	S	M
Idaho State					DNP							
N. Colorado	N	0-0	0-0	0-0	0-0-0	1	0	0	1	0	0	1
FL Gulf Coast					DNP							
MD E. Shore	N	0-0	0-0	0-0	1-0-1	0	0	0	0	0	0	5
Bradley (n)	N	1-3	1-2	0-0	0-0-0	1	3	0	1	0	0	7
Utah St. (n)	N	0-1	0-0	0-0	0-0-0	1	0	0	0	0	0	4
Wake Forest	N	2-3	1-1	2-4	1-0-1	1	7	0	1	0	1	6
LA-Monroe	N	0-0	0-0	0-0	0-0-0	0	0	0	0	0	0	3
E. Illinois	N	1-4	0-1	1-1	0-1-1	0	3	0	0	0	1	6
at Northern IAN		0-0	0-0	0-0	0-0-0	1	0	0	0	0	0	1
at Iowa State												
Drake												
SE Louisiana												
Indiana												
at Wisconsin												
at Ohio State												
Mich. State												
Purdue												
at Michigan												
at Indiana												
Penn State												
at Purdue												
Ohio State												
Wisconsin												
at Minnesota												
Michigan												
Northwestern												
at Mich. State												
at Penn State												
Illinois												
at Northwestern												
Big Ten Tournament												

Career Bests

Points: 11 vs. Morgan State, 12/29/05
Rebounds: 7 vs. Morgan State, 12/29/05
FGM: 5 vs. Morgan State, 12/29/05
FGA: 10 vs. Monmouth, 12/8/05
FTM: 2, three times, last vs. Wake Forest, 11/26/07
FTA: 4, twice, last vs. Wake Forest, 11/26/07
Assists: 1, three times, last vs. South Florida, 2/8/06
Steals: 1, seven times, last vs. Eastern Illinois, 12/1/07
Blocks: 1, three times, last vs. South Florida, 1/20/06
Minutes: 21 vs. Monmouth, 12/8/05

Career Statistics

YEAR	G/GS	FG-A	PCT	3-PT	PCT	FT-A	PCT	O-D-RB	AVG	PF-DI	AS	TO	BK	ST	PTS	AVG
*Fresh.	27/0	35-77	.455	0-1	.000	10-17	.588	25-28-53	2.0	52-0	3	10	5	5	80	3.0
Soph.	8/0	4-11	.364	2-4	.500	3-5	.600	2-1-3	0.4	4-0	0	3	0	2	13	1.6
Career	35/0	39-88	.443	2-5	.400	13-22	.591	27-29-56	1.6	56-0	3	13	5	7	93	2.7

* - 2005-06 at Seton Hall

30 - - Jeff Peterson, Guard, 6-0, 185, Freshman, Hyattsville, MD (DeMatha Catholic HS)

- Did not play at Northern Iowa due to death in the family
- Two points, two rebounds and two assists in win over Eastern Illinois
- Nine points, career-high five rebounds and three assists vs. Louisiana-Monroe
- Five points, three rebounds and seven assists vs. Wake Forest
- Four points and five assists vs. Utah State
- Nine points and four assists in win over Florida Gulf Coast
- Career-high 20 points, two rebounds, two assists and two steals in win over Northern Colorado
- 12 points, nine assists, four rebounds and two steals in in over Idaho State in first college game
- 11 points, four rebounds and four assists in Blowout
- Earned first team all-conference honors as a senior and was honorable mention all-Metro in the Washington, DC area
- Averaged 13.9 points, 7.7 assists, 3.4 rebounds and 1.8 steals per game as a senior, shooting 43% from three-point range and 79% from the free throw line
- Led DeMatha to a 33-6 record as a senior, leading DeMatha to its third straight Washington, DC city championship



Peterson, Game-by-Game

Opp.	S	FG	3-PT	FT	O-D-RE	PF	TP	A	T	B	S	M
Idaho State	Y	3-9	2-3	4-4	0-4-4	0	12	9	0	0	2	38
N. Colorado	Y	7-10	1-2	5-9	0-2-2	3	20	2	6	0	2	36
FL Gulf Coast	Y	7-17	2-9	3-5	3-4-7	1	19	3	4	1	3	36
MD E. Shore	Y	0-3	0-0	2-2	0-1-1	5	2	1	2	0	0	23
Bradley (n)	Y	2-10	1-5	0-0	0-0-0	2	5	3	4	0	0	40
Utah St. (n)	Y	1-6	0-2	2-2	1-0-1	5	4	5	3	0	0	26
Wake Forest	Y	2-9	0-4	1-7	0-3-3	3	5	7	7	0	1	40
LA-Monroe	Y	2-6	2-3	3-4	1-4-5	3	9	3	8	0	1	38
E. Illinois	Y	1-6	0-3	0-0	0-2-2	0	2	2	3	0	1	36
at Northern IA												DNP
at Iowa State												
Drake												
SE Louisiana												
Indiana												
at Wisconsin												
at Ohio State												
Mich. State												
Purdue												
at Michigan												
at Indiana												
Penn State												
at Purdue												
Ohio State												
Wisconsin												
at Minnesota												
Michigan												
Northwestern												
at Mich. State												
at Penn State												
Illinois												
at Northwestern												
Big Ten Tournament												

Career Bests

- Points:** 20 vs. Northern Colorado, 11/14/07
Rebounds: 5 vs. Louisiana-Monroe, 11/30/07
FGM: 7 vs. Northern Colorado, 11/14/07
FGA: 10, twice, last vs. Bradley, 11/23/07
FTM: 4 vs. Northern Colorado, 11/14/07
FTA: 9 vs. Northern Colorado, 11/14/07
Assists: 9 vs. Idaho State, 11/9/07
Steals: 2, twice, last vs. Northern Colorado, 11/14/07
Blocks:
Minutes: 40, twice, last vs. Wake Forest, 11/26/07

Career Statistics

YEAR	G/GS	FG-A	PCT	3-PT	PCT	FT-A	PCT	O-D-RB	AVG	PF-DI	AS	TO	BK	ST	PTS	AVG
Fresh.	9/9	21-63	.333	6-23	.261	20-32	.625	2-16-18	2.0	24-2	36	39	0	8	68	7.6

**44 - - Cyrus Tate, Forward, 6-8, 240, Junior, Chicago, IL (Northeast, NE CC)*

- Eight points and four rebounds in win at Northern Iowa
- Four points vs. Louisiana-Monroe
- Did not play vs. Utah State due to injury
- Played just five minutes vs. Bradley due to injury
- Nine points, two rebounds and two assists in win over Maryland Eastern Shore
- Six points and two rebounds in win over Florida Gulf Coast
- Seven points, three rebounds and two steals in win over Northern Colorado
- Five points, eight rebounds and two steals in win over Idaho State
- Four points, six rebounds and three blocks in exhibition win over Simpson College
- Played in all 31 games in 2007, with 22 starts, averaging 4.2 points and 4.4 rebounds per game



Tate, Game-by-Game

Opp.	S	FG	3-PT	FT	O-D-RE	PF	TP	A	T	B	S	M
Idaho State	N	2-2	0-0	1-1	1-7-8	2	5	0	2	0	2	18
N. Colorado	N	2-3	0-0	3-4	1-2-3	3	7	0	3	0	2	18
FL Gulf Coast	N	3-5	0-0	0-1	0-2-2	3	6	1	4	0	0	17
MD E. Shore	N	2-3	0-0	5-6	0-2-2	4	9	2	3	1	0	13
Bradley (n)	N	0-2	0-0	0-0	1-0-1	1	0	0	2	0	0	5
Utah St. (n)					INJ							
Wake Forest	N	1-3	0-0	0-0	0-2-2	1	2	0	1	0	0	15
LA-Monroe	N	1-3	0-0	2-3	0-0-0	0	4	0	1	0	0	8
E. Illinois	N	0-0	0-0	0-0	0-1-1	2	0	1	3	1	0	9
at Northern IAN		3-5	0-0	2-3	2-2-4	5	8	0	2	0	0	20
at Iowa State												
Drake												
SE Louisiana												
Indiana												
at Wisconsin												
at Ohio State												
Mich. State												
Purdue												
at Michigan												
at Indiana												
Penn State												
at Purdue												
Ohio State												
Wisconsin												
at Minnesota												
Michigan												
Northwestern												
at Mich. State												
at Penn State												
Illinois												
at Northwestern												
Big Ten Tournament												

Career Bests

Points: 14 vs. Michigan State, 1/4/07
Rebounds: 10, twice, last vs. Purdue, 2/21/07
FGM: 6 vs. The Citadel, 11/13/06
FGA: 8, twice, last vs. Wisconsin, 1/28/07
FTM: 5, twice, last vs. Maryland Eastern Shore, 11/20/07
FTA: 6 vs. Maryland Eastern Shore, 11/20/07
Assists: 2, four times, last vs. Maryland Eastern Shore, 11/20/07
Steals: 3 vs. Purdue, 2/21/07
Blocks: 1, nine times, last vs. Eastern Illinois, 12/1/07
Minutes: 35 vs. Wisconsin, 1/28/07

Career Statistics

YEAR	G/GS	FG-A	PCT	3-PT	PCT	FT-A	PCT	O-D-RB	AVG	PF-DI	AS	TO	BK	ST	PTS	AVG
Soph.	31/22	48-104	.462	0-0	.000	35-53	.660	47-88-135	4.4	93-4	13	42	8	17	131	4.2
Jun.	9/0	14-26	.538	0-0	.000	13-18	.722	5-18-23	2.6	21-1	4	21	2	4	41	4.6
Career	40/22	62-130	.477	0-0	.000	48-71	.676	52-106-158	4.0	114-5	17	63	10	21	172	4.3

Iowa Hawkeyes
Iowa Hawkeyes Combined Team Statistics (as of Dec 05, 2007)
All games

RECORD :	OVERALL	HOME	AWAY	NEUTRAL
ALL GAMES	(6-4)	(5-2)	(1-0)	(0-2)
CONFERENCE	(0-0)	(0-0)	(0-0)	(0-0)
NON-CONFERENCE	(6-4)	(5-2)	(1-0)	(0-2)

## Player	GP-GS	Min--Avg	---TOTAL---		---3-PTS---		FT-FTA	Pct	---REBOUNDS---				PF	FO	A	TO	Blk	Stl	Pts	Avg
			FG-FGA	Pct	3FG-FGA	Pct			Off	Def	Tot	Avg								
24 Johnson, Justin....	10-10	359 35.9	56-133	.421	36-91	.396	16-25	.640	13	36	49	4.9	14	0	17	25	6	10	164	16.4
11 Freeman, Tony.....	1-0	24 24.0	5-7	.714	3-3	1.000	2-2	1.000	0	1	1	1.0	0	0	3	3	0	0	15	15.0
30 Peterson, Jeff.....	9-9	310 34.4	21-63	.333	6-23	.261	20-32	.625	2	16	18	2.0	24	2	36	39	0	8	68	7.6
32 Kelly, Jake.....	10-3	256 25.6	24-63	.381	10-22	.455	12-16	.750	6	21	27	2.7	25	2	23	20	2	10	70	7.0
52 Looby, Kurt.....	10-10	255 25.5	28-37	.757	0-0	.000	6-14	.429	28	52	80	8.0	20	1	8	18	19	9	62	6.2
50 Cole, Jarryd.....	10-3	214 21.4	21-36	.583	0-1	.000	13-25	.520	17	27	44	4.4	31	1	3	16	2	6	55	5.5
15 Bohall, Dan.....	9-7	178 19.8	12-36	.333	4-22	.182	16-20	.800	3	15	18	2.0	19	0	24	18	0	2	44	4.9
44 Tate, Cyrus.....	9-0	123 13.7	14-26	.538	0-0	.000	13-18	.722	5	18	23	2.6	21	1	4	21	2	4	41	4.6
53 Gorney, Seth.....	10-7	179 17.9	15-31	.484	0-1	.000	7-9	.778	8	32	40	4.0	12	0	6	7	2	1	37	3.7
04 Angle, J.R.....	8-1	93 11.6	8-19	.421	6-14	.429	4-6	.667	5	13	18	2.3	8	0	4	8	0	1	26	3.3
02 Palmer, David.....	8-0	34 4.3	4-11	.364	2-4	.500	3-5	.600	2	1	3	0.4	5	0	0	3	0	2	13	1.6
TEAM.....									13	16	29	2.9	0		4					
Total.....	10	2025	208-462	.450	67-181	.370	112-172	.651	102	248	350	35.0	179	7	128	182	33	53	595	59.5
Opponents.....	10	2025	194-500	.388	63-193	.326	106-171	.620	97	190	287	28.7	177	5	119	134	19	87	557	55.7

TEAM STATISTICS	IOWA	OPP	DATE	OPPONENT	W/L	SCORE	ATTEND
SCORING.....	595	557	11/09/07	IDAHO STATE	W	58-43	10201
Points per game.....	59.5	55.7	11/14/07	NORTHERN COLORADO	W	59-47	8483
Scoring margin.....	+3.8	-	%11/18/07	FLORIDA GULF COAST	W	62-49	9183
FIELD GOALS-ATT.....	208-462	194-500	%11/20/07	MD EASTERN SHORE	W	65-48	8583
Field goal pct.....	.450	.388	@11/23/07	vs Bradley	L	56-67	850
3 POINT FG-ATT.....	67-181	63-193	@11/24/07	vs Utah State	L	62-75	900
3-point FG pct.....	.370	.326	11/26/07	WAKE FOREST	L	47-56	9120
3-pt FG made per game..	6.7	6.3	+11/30/07	LOUISIANA-MONROE	LOT	67-72	9158
FREE THROWS-ATT.....	112-172	106-171	+12/01/07	EASTERN ILLINOIS	W	57-45	9107
Free throw pct.....	.651	.620	12/05/07	at UNI	W	62-55	7043
REBOUNDS.....	350	287					
Rebounds per game.....	35.0	28.7		# - - South Padre Island Invitational (Iowa City, IA)			
Rebounding margin.....	+6.3	-		@ - - South Padre Island Invitational (South Padre Island, TX)			
ASSISTS.....	128	119		+ - - Hawkeye Challenge, Iowa City, IA			
Assists per game.....	12.8	11.9		* - - Big Ten Conference Game			
TURNOVERS.....	182	134					
Turnovers per game.....	18.2	13.4					
Turnover margin.....	-4.8	-					
Assist/turnover ratio..	0.7	0.9					
STEALS.....	53	87					
Steals per game.....	5.3	8.7					
BLOCKS.....	33	19					
Blocks per game.....	3.3	1.9					
WINNING STREAK.....	2	-					
Home win streak.....	1	-					
ATTENDANCE.....	63835	8793					
Home games-Avg/Game....	7-9119	1-7043					
Neutral site-Avg/Game..	-	2-875					

SCORE BY PERIODS:	1st	2nd	OT	Total
Iowa Hawkeyes.....	272	311	12	- 595
Opponents.....	261	279	17	- 557

December 8, 2007**Game-By-Game Results****Includes 10 Games****Overall: 6-4;****Big Ten: 0-0;****Home: 5-2;****Away: 1-0;****Neutral: 0-2**

Date	Opponent	Result	Attend.	Top Scorer	Top Rebounder
Nov. 9	Idaho State	W, 58-43	10,201	Justin Johnson, 21	Kurt Looby, 10
Nov. 14	Northern Colorado	W, 59-47	8,483	Jeff Peterson, 20	Kurt Looby, 7
% Nov. 18	Florida Gulf Coast	W, 62-49	9,183	Justin Johnson, 19	Seth Gorney, 11
% Nov. 20	Maryland Eastern Shore	W, 65-48	8,583	Justin Johnson, 19	Jarryd Cole, 7
@ Nov. 23	Bradley (n)	L, 56-67	850	Justin Johnson, 16	Kurt Looby, 8
@ Nov. 24	Utah State (n)	L, 62-75	900	Justin Johnson, 14	Kurt Looby, 8
Nov. 26	Wake Forest	L, 47-56	9,120	Jarryd Cole, 14	Kurt Looby, 10
+ Nov. 30	Louisiana-Monroe	L, 67-72	9,158	Justin Johnson, 26	Kurt Looby, 12
+ Dec. 1	Eastern Illinois	W, 57-45	9,107	Justin Johnson, 25	Kurt Looby, 8
Dec. 5	at Northern Iowa	W, 62-55	7,043	Jake Kelly, 19	Kurt Looby, 7
Dec. 8	at Iowa State				
Dec. 14	Drake				
Dec. 29	Southeastern Louisiana				
* Jan. 2	Indiana				

% -- South Padre Island Invitational (Iowa City, IA)

@ -- South Padre Island Invitational (South Padre Island, TX)

+ -- Hawkeye Challenge, Iowa City, IA

* -- Big Ten Conference Game

Attendance Summary	Games	Totals	Average
Home	7	45,566	6,509
Away	1	7,043	7,043
Neutral	2	1,750	875
Totals	10	54,359	5,436

December 8, 2007**Season & Career Bests****Includes 10 Games****Season Bests**

Player	Points	Rebounds	Assists	Blocks	Steals
J.R. Angle	8, E. Ill	6, No. Iowa	3, E. Ill		1, No. Iowa
Dan Bohall	14, N. Colorado	6, N. Colorado	6, Idaho St.		2, Florida G. Coast
Jarryd Cole	14, Wake Forest	7, 3x, last vs. ULM	1, NColo/Utah St/ULM	1, Utah State	3, Florida G. Coast
Tony Freeman	15, No. Iowa	1, No. Iowa	3, No. Iowa		
Seth Gorney	8, N. Colo/Utah St.	11, Florida G. Coast	3, Bradley	1, Bradley/UNI	1, Maryland E.S.
Justin Johnson	26, ULM	10, ULM	4, N. Colorado	2, ID St., MD E.S.	3, Florida G. Coast
Jake Kelly	19, No. Iowa	5, Maryland E.S.	6, ULM	2, Maryland E.S.	3, Maryland E.S.
Kurt Looby	12, Bradley	12, ULM.	2, N. Colo./Utah St.	5, Maryland E.S.	4, N. Colorado
David Palmer	7, Wake Forest	1, 3x, last vs. E. Ill			1, Wake For., E. Ill
Jeff Peterson	20, N. Colorado	5, ULM	9, Idaho St.		2, Idaho St./ N. Co.
Cyrus Tate	9, Maryland E.S.	8, Idaho St.	2, Maryland E.S.	1, 2x, last vs. E. Ill	2, Idaho St./N. Co.

Career Bests

Player	Points	Rebounds	Assists
J.R. Angle	8, Coppin State, '07	6, at Northern Iowa	2, Purdue, '07
Dan Bohall	14, N. Colorado	6, N. Colorado/ Wake Forest	6, Idaho State
Jarryd Cole	14, Wake Forest	7, Maryland E.S.	1, N.Colorado & Utah State
Tony Freeman	16, Alabama, '07	9, Minnesota, '07	11 vs. Citadel, '07
Seth Gorney	12, at Indiana, '07	11, Florida G. Coast	3 vs. Alabama, '07; Bradley
Justin Johnson	26, ULM	10, ULM	4, three times
Jake Kelly	19, at Northern Iowa	6, ULM	3, Maryland E.S.
Kurt Looby	13, Toledo/Villanova, '07	14 vs. Citadel, '07	3, four times, '07
David Palmer	7, Wake Forest	1, 3x, last vs. E. Ill	
Jeff Peterson	20, N. Colorado	5, ULM	9, Idaho State
Cyrus Tate	14, Mich. St., '07	10, Wisconsin, Purdue, '07	2 at VA Tech, '07, Maryland E.S.

NOTE: Career bests occurred in 2007-08 unless otherwise noted.

December 8, 2007

Individual Points/Rebounds

Includes 10 Games

	A N G L E	B O H L L	C O L L E G E	F R E E M A N	G O R D E N Y	J O H N S O N	K E L L Y	L O O B Y	P A L M E R	P E T E R S O N	T A T E
Idaho State	DNP	5#6	2-1	INJ	3#3	21#4	4-4	6#10	DNP	12#9	5-8
Northern Colorado	0-0	14#6	0-1	INJ	8#4	3#3	3-0	4#7	0-0	20#2	7-3
% Florida Gulf Coast	DNP	8#4	7-4	INJ	2#11	19#7	3-2	8#5	DNP	9#0	6-2
% MD Eastern Shore	0-0	10#2	6-7	INJ	4#6	19#3	8-5	7#5	0-1	2#1	9-2
@Bradley (n)	3-3	0#1	0-2	INJ	6#5	16#5	11-4	12#8	3-0	5#0	0-1
@ Utah State (n)	6-1	2#2	10-6	INJ	8#2	14#1	8-3	10#8	0-0	4#1	INJ
Wake Forest	2-3	0#0	14-7	INJ	0#0	8#7	9-2	0#10	7-1	5#3	2-2
+ Louisiana-Monroe	4-1	5-0	4#7	INJ	4-4	26#10	2#2	9#12	0-0	9#5	4-0
+ Eastern Illinois	8-4	0-0	10#4	INJ	0-0	25#5	3#2	6#8	3-1	2#2	0-1
at Northern Iowa	3#6	DNP	2#5	15-1	2-5	13#4	19#3	0#7	0-0	DNP	8-4
at Iowa State											
Drake											
Southeastern LA											
* Indiana											

% -- South Padre Island Invitational (Iowa City, IA)

@ -- South Padre Island Invitational (South Padre Island, TX)

+ -- Hawkeye Challenge, Iowa City, IA

* -- Big Ten Conference Game

-- Denotes starting line-up

*December 8, 2007**The Last Time . . .**Includes 10 Games*

The Last Time a Player . . .***Had 30 or more points***

Iowa - - 30, Adam Haluska, at Penn State, 2/28/07
Opponent - - 32, Ed Tyson, Maryland Eastern Shore, 11/20/07

Made at least 90% of his FGA (10 att.)

Iowa - - .909 (9-10), Luke Recker vs. Purdue, 3/07/02
Opponent - - .923 (12-13), Greg Oden, Ohio State, 1/20/07

Made 100% of his FTA (10 att.)

Iowa - - 1.000 (10-10), Tyler Smith vs. Indiana 2/3/07
Opponent - - 1.000 (10-10), Vincent Grier, Minnesota, 2/18/06

Had 15 or more rebounds

Iowa - - 23, Greg Brunner vs. Minnesota, 1/18/06
Opponent - - 17, Marco Killingsworth, Indiana, 2/11/06

Had 10 or more assists

Iowa - - 10, Jeff Horner vs. Ohio State (Big Ten Tournament), 3/12/06
Opponent - - 10, Travis Walton, Michigan State, 2/17/07

Had 5 or more blocks

Iowa - - 5, Kurt Looby vs. Maryland Eastern Shore, 11/20/07
Opponent - - 5, Daniel Ruffin, Bradley, 11/23/07

Had 5 or more steals

Iowa - - 5, Tyler Smith at Wisconsin, 2/10/07
Opponent - - 5, Vedran Vukusic, Northwestern, 2/12/05

The Last Time A Team . . .***Scored 100 or more points***

Iowa - - 101, vs. Georgia State, 12/20/06
Opponent - - 106, by North Carolina, 11/24/04

Scored 40 or fewer points

Iowa - - 39 vs. Indiana, 1/10/49
Opponent - - 38, by Penn State, 3/1/06

Won an overtime game

Iowa - - 76-72 (3OT) vs. Minnesota, 1/18/06
Opponent - - 72-67 (1 OT), by Louisiana-Monroe, 11/30/07

Made at least 60% of its FGA (20 att.)

Iowa - - .653 (32-44) vs. Michigan, 2/4/06
Opponent - - .633 (31-49), by Minnesota, 2/7/07

Made at least 50% of its 3-pt. FGA (8 att.)

Iowa - - .588 (10-17), at Northern Iowa, 12/05/07
Opponent - - .588 (10-17), by Utah State, 11/24/07

Made at least 90% of its FTA (10 att.)

*Iowa - - 1.000 (20-20) vs. Western Illinois, 11/19/04
Opponents - - .900 (9-10), by Robert Morris, 12/22/05

* - - School Record

December 8, 2007

Season Highs & Lows

Includes 10 Games

Individual Highs

Points:	26	Justin Johnson vs. Louisiana-Monroe
Field Goals:	9 (13 att.)	Justin Johnson vs. Eastern Illinois
Field Goal Attempts:	18 (made 8)	Justin Johnson vs. Louisiana-Monroe
Field Goal Percentage (8 att.):	.692 (9-13)	Justin Johnson vs. Eastern Illinois
3-pt. Field Goals:	7 (12 att., 10 att.)	Justin Johnson vs. Idaho State, Eastern Illinois
3-pt. Field Goal Attempts:	15 (made 6)	Justin Johnson vs. Louisiana-Monroe
3-pt. Field Goal Percentage (4 att.):	.700 (7-10)	Justin Johnson vs. Eastern Illinois
Free Throws:	7 (8 att.)	Dan Bohall vs. Northern Colorado
Free Throw Attempts:	8 (made 7, made 3)	Dan Bohall vs. Northern Colorado, Jarryd Cole vs. Fl. G. Coast
Free Throw Percentage (7 att):	1.000 (6-6)	Dan Bohall vs. Maryland Eastern Shore
Rebounds:	12	Kurt Looby vs. Louisiana-Monroe
Assists:	9	Jeff Peterson vs. Idaho State
Blocked Shots:	5	Kurt Looby vs. Maryland Eastern Shore
Steals:	4	Kurt Looby vs. Northern Colorado

Team Highs

Iowa	Points	Opponent
67 vs. Maryland Eastern Shore	Field Goals	75 by Utah State
23 (48 att.) vs. Florida Gulf Coast	Field Goals Attempts	24, three times, last vs. LA-Monroe (50 att.)
51 (made 22) vs. Utah State	FG Percentage	60 (made 17) by Maryland Eastern Shore
.500 (22-44) at Northern Iowa	FG Percentage	.500 (24-48) by Utah State
10, three times, last at Northern Iowa (17 att.)	3-pt. Field Goals	11 (28 att.) by Bradley
22 (made 9, made 10) vs. LA-Monroe, E. Ill.	3-pt. FG Attempts	28 (made 11) by Bradley
.476 (10-21) vs. Idaho State	3-pt. FG Percentage	.588 (10-17) by Utah State
26 (32 att.) vs. Maryland Eastern Shore	Free Throws	17 (21 att., 26 att.) by Utah St., Wake Forest
32 (made 26) vs. Maryland Eastern Shore	FT Attempts	29 (made 14) by Louisiana-Monroe
.889 (8-9), at Northern Iowa	FT Percentage	.810 (17-21) by Utah State
43 vs. Louisiana-Monroe	Rebounds	39 by Wake Forest
17 vs. Idaho State & Bradley	Assists	21 by Utah State
10 vs. Maryland Eastern Shore	Blocked Shots	5 by Northern Iowa
10 vs. Northern Colorado	Steals	13 by Louisiana-Monroe
29 vs. Louisiana-Monroe	Turnovers	23 by Northern Colorado
23 vs. Wake Forest	Fouls	25 by Maryland Eastern Shore

Team Lows

Iowa	Points	Opponent
47 vs. Wake Forest	Field Goals	43 by Idaho State
17 (40 att.) vs. Maryland Eastern Shore	Field Goals Attempts	14 (att. 37) by Eastern Ill.
40 (made 19, 17) vs. Northern CO, Maryland E.S.	FG Percentage	37 (made 14) by Eastern Ill.
.380 (19-50) vs. Wake Forest	FG Percentage	.283 (17-60) by Maryland Eastern Shore
2 (Att. 15) vs. Wake Forest	3-pt. Field Goals	1 (20 att., 15 att.) by Idaho St., Wake Forest
11 (made 3) vs. Northern Colorado	3-pt. FG Attempts	10 (made 5) by Eastern Ill.
.133 (2-15) vs. Wake Forest	3-pt. FG Percentage	.005 (1-20) by Idaho State
3 (7 att.) vs. Bradley	Free Throws	5 (11, 8 att.) by Florida G.C., Maryland E.S.
7 (made 3, 5) vs. Bradley, Eastern Ill.	FT Attempts	8 (made 5) by Maryland Eastern Shore
.389 (7-18) vs. Wake Forest	FT Percentage	.455 (5-11) by Florida Gulf Coast
28 vs. Northern Colorado	Rebounds	16 by Northern Iowa
8 at Northern Iowa	Assists	6 by Wake Forest
0 vs. Louisiana-Monroe	Blocked Shots	0 by Eastern Ill.
3 vs. Bradley & Utah State	Steals	3 by Utah State
7 vs. Utah State	Turnovers	7 by Utah State & Northern Iowa
15 vs. Bradley	Fouls	11 by Eastern Ill.

December 8, 2007

Iowa's Record When . . .

Includes 10 Games

When playing at home:	5-2	When leading at the half:	6-1	When wearing White:	5-4
When playing on the road:	1-0	When trailing at the half:	0-3	When wearing Black:	1-0
When playing on a neutral court:	0-2	When tied at the half:	0-0	When wearing Gold:	0-0
When Iowa scores 100 points or more:	0-0	Iowa field goal percentage at home:	142-318		.447
When Iowa scores 90-99 points:	0-0	Iowa field goal percentage on road:	66-144		.458
When Iowa scores 80-89 points:	0-0	Iowa 3-point percentage at home:	54-123		.439
When Iowa scores 70-79 points:	0-0	Iowa 3-point percentage on road:	24-58		.414
When Iowa scores under 70 points:	6-4	Iowa free throw percentage at home:	88-140		.629
		Iowa free throw percentage on road:	24-32		.750
When opponent scores 100 points or more:	0-0	On Sunday:	1-0		
When opponent scores 90-99 points:	0-0	On Monday:	0-1		
When opponent scores 80-89 points:	0-0	On Tuesday:	1-0		
When opponent scores 70-79 points:	0-2	On Wednesday:	2-0		
When opponent scores 60-69 points:	0-1	On Thursday:	0-0		
When opponent scores fewer than 60 points:	6-1	On Friday:	1-2		
		On Saturday:	1-1		
When Iowa shoots at least 50% from the field:	1-0	On Big Ten Network:	5-1		
When Iowa shoots less than 50% from the field:	5-4	On CBS:	0-0		
When opponent shoots at least 50% from the field:	0-1	On ESPN:	0-0		
When opponent shoots less than 50% from the field:	6-3	On ESPN2:	0-1		
When Iowa has higher FG% than opponent:	6-2	On ESPNU:	0-0		
When opponent has higher FG%:	0-2	On Fox Sports:	1-0		
When FG% is equal:	0-0	On Opponent Network:	0-0		
When Iowa outrebounds opponent:	5-2	No Television:	0-1		
When opponent has more rebounds:	1-2	CSTV:	0-1		
When rebounds are equal:	0-0				
When Iowa shoots at least 80% from the line:	2-1	Most Points, First Half:	33 at Northern Iowa		
When Iowa shoots less than 80% from the line:	4-3	Fewest Points, First Half:	17 vs. Wake Forest		
When opponent shoots at least 80% from the line:	1-1	Most Points Allowed, First Half:	37 vs. Bradley		
When opponent shoots less than 80% from the line:	5-3	Fewest Points Allowed, First Half:	16 vs. Idaho State		
When Iowa shoots more free throws than opponent:	3-0	Most Points, Second Half:	44 vs. Maryland E. Shore		
When opponent shoots more free throws:	3-4	Fewest Points, Second Half:	24 vs. Louisiana-Monroe		
When free throws attempts are equal:	0-0	Most Points Allowed, Second Half:	39 vs. Utah State		
When Iowa has higher FT% than opponent:	5-2	Fewest Points Allowed, Second Half:	19 vs. Florida G. Coast		
When opponent has higher FT%:	1-2	Largest Halftime Advantage:	15 vs. Idaho State		
When FT% is equal:	0-0	Largest Halftime Deficit:	16 vs. Wake Forest		
When Iowa shoots at least 50% from three-point range:	1-0				
When Iowa shoots less than 50% from three-point range:	5-4				
When opponent shoots at least 50% from three-point range:	1-1				
When opponent shoots less than 50% from three-point range:	5-3				
When Iowa has a higher three-point FG% than opponent:	4-3				
When opponent has a higher three-point FG%:	2-1				
When three-point FG% is equal:	0-0				
When Iowa has more assists than opponent:	4-3				
When opponent has more assists:	2-1				
When assists are equal:	0-0				
When Iowa has fewer turnovers than opponent:	1-0				
When opponent has fewer turnovers:	5-3				
When turnovers are equal:	0-1				
When Iowa has more steals than opponent:	2-0				
When opponent has more steals:	4-3				
When steals are equal:	0-1				

2007-08 Game Summaries

(1) **IOWA 58, IDAHO STATE 43**
November 9, 2007, Carver-Hawkeye Arena, Iowa City, IA

The Todd Lickliter era at Iowa began with a victory as Iowa opened the season with a 58-43 win over Idaho State. Trailing 4-2 in the opening minutes, Iowa used an 11-0 scoring run over the next four minutes to gain control. The Hawkeyes shot 52.4% from the field in building a 31-16 halftime advantage. Iowa shot 45.7% in the game, including 47.6% from three-point range.

The Iowa defense was impressive, holding Idaho State to 32.7% shooting in the game. The Bengals made just 1-20 (0.5%) from three-point range and Iowa held a 38-29 rebounding advantage.

Senior Justin Johnson led Iowa's scoring with a career-best 21 points, as he hit 7-12 three-point attempts. The seven treys rank as the third highest total at Iowa in a single game. Johnson added four rebounds and two blocked shots.

Freshman guard Jeff Peterson was responsible for getting the ball to Johnson, collecting nine assists and no turnovers while playing 38 minutes in his first college game. Peterson added 12 points and four rebounds. Senior Kurt Looby led the Hawkeyes with 10 rebounds and Dan Bohall added five points and six assists.

IDAHO STATE -- 43

Name	FG	3-PT	FT	RB	PF	TP	A	TO	BK	S	M
Kinghorn	1-6	0-2	1-2	4	0	3	2	1	0	2	23
Tatum	2-6	0-2	6-8	5	4	10	2	1	0	1	34
Steijn	5-9	0-0	0-1	6	3	10	0	1	0	0	35
Stucki	3-8	1-4	2-4	3	2	9	3	2	0	1	32
O'Brien	3-6	0-3	0-0	1	0	6	2	1	0	0	22
Morgan	1-4	0-2	1-2	2	0	3	0	1	0	1	18
Maye	0-0	0-0	0-0	0	1	0	1	1	0	2	16
Carson	0-0	0-0	0-0	0	1	0	0	0	0	0	2
Monroe	0-0	0-0	0-0	1	0	0	0	0	0	0	3
Kilpatrick	1-10	0-7	0-0	2	0	2	3	1	0	3	13
Taylor	0-0	0-0	0-0	0	1	0	0	0	0	0	2
Team				4							
Totals	16-49	1-20	10-17	28	12	43	13	9	0	10	200
	FG%:	.327	3PT%:	.050		FT%:	.588				

IOWA -- 58

Name	FG	3-PT	FT	RB	PF	TP	A	TO	BK	S	MN
Looby	3-5	0-0	0-1	10	2	6	0	3	2	0	30
Gorney	1-3	0-0	1-2	3	3	3	0	1	0	0	18
Bohall	2-8	1-5	0-0	3	3	5	6	5	0	0	32
Johnson	7-14	7-12	0-0	4	2	21	1	3	2	1	35
Peterson	3-9	2-3	4-4	4	0	12	9	0	0	2	38
Kelly	2-4	0-1	0-1	4	2	4	1	1	0	0	15
Tate	2-2	0-0	1-2	8	2	5	0	2	0	2	18
Cole	1-1	0-0	0-1	1	3	2	0	0	0	1	14
Team				2							
Totals	21-46	10-21	6-10	39	17	58	17	16	4	6	200
	FG%:	.457	3PT%:	.476		FT%:	.600				

Score by Periods:

Idaho State	16	27	43
Iowa	31	27	58

Attendance: 10,201

(2) **IOWA 59, NORTHERN COLORADO 47**
November 14, 2007, Carver-Hawkeye Arena, Iowa City, IA

After trailing by one point with 14 minutes to play and being tied at 40-40 with just under eight minutes remaining, Iowa used a 19-7 scoring run to close the game in taking a 59-47 win over visiting Northern Colorado.

Iowa led throughout most of the first half and settled for a 26-20 advantage at the break. After hitting the first basket of the second half for a 28-20 advantage, the Hawkeyes saw Northern Colorado rally. Northern took its one-point advantage with 14:13 to play before freshman guard Jeff Peterson answered with a basket. Northern later erased a six-point deficit on back-to-back three point shots as the teams were tied at 38 and again at 40.

From there Iowa gained the lead on two free throws by Cyrus Tate, and, following another basket by Peterson, found some breathing room after a three-point basket by Justin Johnson. The Hawkeyes iced the win by hitting 12-14 free throws in the final seven minutes.

The game was marked by turnovers, as Iowa had 22 errors and Northern Colorado 23. Iowa shot 47.5% from the field and held Northern Colorado to 36% shooting. The visitors held a 34-28 rebounding advantage, but hit just 8-14 (57.1%) free throws.

Peterson led Iowa with a career-high 20 points in just his second college game. Sophomore guard Dan Bohall added a career-best 14 points and collected six rebounds. Senior center Kurt Looby added seven rebounds, four blocked shots, four steals and two assists.

NORTHERN COLORADO -- 47

Name	FG	3-PT	FT	RB	PF	TP	A	TO	BK	S	M
Banks	3-6	0-0	4-4	6	2	10	0	2	2	0	31
Archibeque	2-7	0-0	2-4	4	2	6	1	1	0	0	31
Taibi	5-15	0-9	1-2	6	3	11	1	1	0	1	30
Palacios	1-4	0-1	0-1	2	2	2	1	1	0	2	24
Panagiotakopoulos	3-5	3-4	0-0	2	5	9	6	6	0	2	27
Figures	1-1	0-0	0-0	0	1	2	0	3	0	0	11
Anderson	0-0	0-0	0-0	0	0	0	0	0	0	0	2
Garrett	0-3	0-0	0-1	2	0	0	3	3	0	0	13
Mason	1-4	0-0	0-0	4	3	2	0	4	0	2	14
Montgomery	2-5	0-0	1-2	3	4	5	0	2	0	0	17
Team				5							
Totals	18-50	3-14	8-14	34	22	47	12	23	2	7	200
	FG%:	.360	3PT%:	.214		FT%:	.571				

IOWA -- 58

Name	FG	3-PT	FT	RB	PF	TP	A	TO	BK	S	MN
Looby	1-1	0-0	2-2	7	2	4	2	2	4	4	28
Gorney	4-7	0-0	0-0	4	1	8	0	2	0	0	22
Bohall	3-6	1-3	7-8	6	3	14	1	2	0	0	26
Johnson	1-5	1-3	0-0	3	0	3	4	3	1	0	34
Peterson	7-10	1-2	5-9	2	3	20	2	6	0	2	36
Palmer	0-0	0-0	0-0	0	1	0	0	1	0	0	1
Angle	0-2	0-2	0-0	0	0	0	0	0	0	0	1
Kelly	1-6	0-1	1-2	0	1	3	0	1	0	2	23
Tate	2-3	0-0	3-4	3	3	7	0	3	0	2	18
Cole	0-0	0-0	0-0	1	3	0	1	2	0	0	11
Team				2							
Totals	19-40	3-11	18-25	28	17	59	10	22	5	10	200
	FG%:	.475	3PT%:	.273		FT%:	.720				

Score by Periods:

Northern Colorado	20	27	47
Iowa	26	33	59

Attendance: 8,483

2007-08 Game Summaries

(3) IOWA 62, FLORIDA GULF COAST 49
November 18, 2007, Carver-Hawkeye Arena, Iowa City, IA

A strong second half led Iowa to a 62-49 win over Florida Gulf Coast in Carver-Hawkeye Arena. The visitors hit six of their first seven shots from the field in taking a 14-8 advantage in the first three minutes. Iowa answered with a 9-0 scoring run over the next eight minutes to take a 17-14 advantage. Iowa also led by as many as six points in the opening half before scoring the last basket of the period to take a 32-30 advantage at the break.

The Hawkeye defense took over in the final 20 minutes, allowing the Eagles just 19 points in the second half. Iowa led throughout the second half, but the advantage was just four points with 8:52 to play. Iowa scored five straight points over the next two minutes and led by five or more the rest of the way, with the biggest advantage (61-47) coming with 1:11 to play.

Florida Gulf Coast shot just 28.6% from the field in the second half and just 38% for the game. The visitors also made just 6-23 (26.1%) three-point attempts and 5-11 (45.5%) free throws. After connecting on 42.9% of its first half field goals, Iowa shot 55% from the floor in the second half and 47.9% for the game. Iowa also held a 38-28 rebounding advantage, holding the aggressive Eagles to just seven offensive rebounds.

Senior guard Justin Johnson led Iowa with 19 points, seven rebounds, three assists and three steals. Freshman guard Jeff Peterson added nine points and four assists, while senior forward Seth Gorney grabbed a career-high 11 rebounds. Senior forward Kurt Looby added eight points and five rebounds and freshman forward Jarryd Cole contributed seven points, four rebounds and three steals.

FLORIDA GULF COAST -- 49

Name	FG	3-PT	FT	RB	PF	TP	A	TO	BK	S	M
Liddell	6-10	1-2	2-4	6	1	15	1	2	0	4	32
Adler	2-12	1-6	1-3	6	3	6	1	3	0	3	32
Barrowes	1-2	0-0	0-2	4	4	2	0	2	0	0	22
Quaintance	2-4	2-4	0-0	3	2	6	5	3	0	1	35
Wohlleb	6-16	1-6	0-0	3	0	13	3	4	1	0	32
Matheny	0-2	0-2	0-0	0	1	0	0	1	0	0	5
Lutkenhaus	0-0	0-0	0-0	0	1	0	0	0	0	0	2
Franklin	1-3	1-3	2-2	3	1	5	1	1	0	0	23
Pond	0-0	0-0	0-0	0	0	0	0	0	0	0	1
Narmbaye	1-1	0-0	0-0	0	2	2	0	1	0	0	10
Neptune	0-0	0-0	0-0	0	4	0	0	2	0	0	4
Rodriguez	0-0	0-0	0-0	1	0	0	0	0	0	0	1
Gelin	0-0	0-0	0-0	0	1	0	0	0	0	0	1
Team				2							
Totals	19-50	6-23	5-11	28	20	49	11	19	1	8	200
	FG%: .380	3PT%: .261	FT%: .455								

IOWA -- 62

Name	FG	3-PT	FT	RB	PF	TP	A	TO	BK	S	MN
Looby	4-5	0-0	0-0	5	2	8	0	1	1	0	24
Gorney	1-4	0-0	0-0	11	1	2	1	0	0	0	22
Bohall	2-7	1-5	3-4	4	2	8	4	3	0	2	32
Johnson	7-17	2-9	3-5	7	1	19	3	4	1	3	36
Peterson	3-4	0-1	3-4	0	3	9	4	6	0	1	33
Kelly	1-2	1-1	0-0	2	1	3	1	1	0	0	18
Tate	3-5	0-0	0-1	2	3	6	1	4	0	0	17
Cole	2-4	0-0	3-8	4	2	7	0	1	0	3	18
Team				3							
Totals	23-48	4-16	12-22	38	15	62	14	20	2	9	200
	FG%: .479	3PT%: .250	FT%: .545								

Score by Periods:

Florida Gulf Coast	30	19	49
Iowa	32	30	62

Attendance: 9,183

(4) IOWA 65, MARYLAND EASTERN SHORE 48
November 20, 2007, Carver-Hawkeye Arena, Iowa City, IA

Iowa didn't score its first point for over seven minutes and its first field goal until 12:36 remained in the first half, but the Hawkeyes played solid defense throughout and went on to a 65-49 win over Maryland Eastern Shore.

The Hawkeyes trailed by seven points in the early going, their biggest deficit of the season. Iowa took a 10-9 advantage with 7:42 left in the first half on a lay-up by Dan Bohall and led the rest of the way. The advantage was just three points, 21-18, at intermission.

Iowa began the second half with a basket, but could not pull away and led by just three points with 12:27 remaining. Justin Johnson hit a three-point basket and Bohall added two free throws as Iowa stretched the margin to eight with 10 minutes to play. The visitors would cut the margin to four (43-39) with 5:44 to play before Iowa pulled away over the final five minutes.

Both teams struggled from the field, with Iowa shooting 42.5% and UMES just 28.3%. Iowa took advantage of its free throw opportunities, hitting 26-32 free shots for a season-best 81.3%. Iowa held a 38-29 rebounding advantage and had a season-low 14 turnovers.

Johnson led Iowa with 19 points and Bohall added 10 points and five assists. Cyrus Tate sparked the offense in the first half and ended the game with nine points. Freshman Jarryd Cole led the Hawkeyes with seven rebounds and Seth Gorney collected six.

MARYLAND EASTERN SHORE -- 48

Name	FG	3-PT	FT	RB	PF	TP	A	TO	BK	S	M
Mirjacic	0-2	0-1	0-0	3	2	0	0	0	0	0	23
Jackson	1-6	0-0	0-0	5	5	2	0	3	0	2	34
Popovic	1-5	0-0	1-2	5	3	3	1	1	1	0	29
Davis	3-9	1-2	1-2	3	5	8	1	0	0	2	19
Tyson	11-24	7-10	3-4	2	3	32	2	3	0	1	40
Bright	1-7	1-4	0-0	0	1	3	2	3	0	0	16
Akram	0-3	0-2	0-0	0	0	0	0	0	0	1	4
McFadden	0-3	0-1	0-0	1	2	0	0	0	0	1	11
Nimocks	0-0	0-0	0-0	1	1	0	1	0	0	0	11
Krleski	0-0	0-0	0-0	0	0	0	0	0	0	0	3
Bivins	0-0	0-0	0-0	1	0	0	0	0	0	0	0+
Moore	0-1	0-0	0-0	2	3	0	1	1	0	0	10
Team				6							
Totals	17-60	9-20	5-8	29	25	48	8	12	1	7	200
	FG%: .283	3PT%: .450	FT%: .625								

IOWA -- 65

Name	FG	3-PT	FT	RB	PF	TP	A	TO	BK	S	MN
Looby	3-3	0-0	1-2	5	0	7	0	2	5	0	24
Gorney	1-3	0-0	2-2	6	0	4	0	0	0	1	17
Bohall	2-6	0-3	6-6	2	0	10	5	0	0	0	30
Johnson	5-13	4-12	5-7	3	3	19	1	1	2	1	36
Peterson	0-3	0-0	2-2	1	5	2	1	2	0	0	23
Palmer	0-0	0-0	0-0	1	0	0	0	0	0	0	5
Angle	0-0	0-0	0-0	0	0	0	0	1	0	0	11
Kelly	2-6	1-1	3-4	5	3	8	3	4	2	3	20
Tate	2-3	0-0	5-6	2	4	9	2	3	1	0	13
Cole	2-3	0-0	2-3	7	1	6	0	1	0	0	21
Team				6							
Totals	17-40	5-16	26-32	38	16	65	12	14	10	5	200
	FG%: .425	3PT%: .313	FT%: .813								

Score by Periods:

Maryland-ES	18	30	48
Iowa	21	44	65

Attendance: 8,583

2007-08 Game Summaries

(5) **BRADLEY 67, IOWA 56**
November 23, 2007, Convention Center, South Padre Island, TX

Iowa saw its four-game winning streak come to an end with a 67-56 loss to Bradley in the third round of the South Padre Island Invitational. Bradley used a 19-2 scoring run over an eight minute stretch in the first half to gain control and the Braves were able to hold off Iowa runs over the final 30 minutes of the contest. Iowa started fast in building a 15-8 margin in the first seven minutes before the Braves rallied. After trailing by 10 points in two occasions in the first half, Iowa closed to within four points before Bradley hit a three-pointer just before the buzzer to take a 37-30 halftime advantage.

Iowa trailed by as many as 14 points in the second half before cutting the deficit to five points with 8:46 remaining and six points with 3:33 to play. The Braves answered Iowa's final run with three-point baskets in consecutive possessions to secure the win.

The game was close in nearly all phases. Iowa shot 44.9% from the field compared to 43.6% for Bradley, while the Braves held a 33-31 rebounding advantage and committed four fewer turnovers (13-17). Bradley connected on 11-28 (39.3%) three-point attempts and Iowa hit 9-21 (42.9%).

Senior Justin Johnson, playing in his home state, led Iowa with 16 points and he also had five rebounds. Kurt Looby added 12 points and led the Hawkeyes with eight rebounds and Jake Kelly contributed 11 points, four rebounds, three assists and two steals.

BRADLEY -- 67

Name	FG	3-PT	FT	RB	PF	TP	A	TO	BK	S	M
Wilson	3-8	0-1	2-3	11	1	8	2	0	1	3	27
Crouch	5-13	4-11	0-0	1	1	14	4	1	0	0	36
Ruffin	8-16	6-10	2-2	1	0	24	7	1	0	5	36
Salley	1-2	0-0	0-0	3	1	2	0	2	0	1	18
Warren	1-4	1-4	2-2	4	1	5	1	4	0	0	27
Cole-Scott	1-2	0-1	0-0	2	2	2	2	2	0	0	10
Collins	3-5	0-0	0-2	3	2	6	0	2	1	0	15
Maniscalco	0-0	0-0	0-0	0	1	0	0	0	0	0	11
Egolf	0-2	0-1	0-0	1	3	0	0	0	0	1	9
Singh	2-3	0-0	2-2	2	2	6	0	1	0	0	11
Team				5							
Totals	24-55	11-28	8-11	33	14	67	16	13	2	10	200
	FG%: .436	3PT%: .393	FT%: .727								

IOWA -- 56

Name	FG	3-PT	FT	RB	PF	TP	A	TO	BK	S	MN
Bohall	0-2	0-1	0-0	1	0	0	5	3	0	0	15
Johnson	6-12	4-9	0-1	5	0	16	1	2	0	1	37
Peterson	2-10	1-5	0-0	0	2	5	3	4	0	0	40
Looby	5-8	0-0	2-4	8	1	12	1	1	1	0	27
Gorney	3-4	0-0	0-0	5	2	6	3	2	1	0	29
Palmer	1-3	1-2	0-0	0	1	3	0	1	0	0	7
Angle	1-1	1-1	0-0	3	3	3	1	1	0	0	9
Kelly	4-7	2-3	1-2	4	1	11	3	1	0	2	22
Tate	0-2	0-0	0-0	1	1	0	0	2	0	0	5
Cole	0-0	0-0	0-0	2	4	0	0	0	0	0	9
Team				2							
Totals	22-49	9-21	3-7	31	15	56	17	17	2	3	200
	FG%: .449	3PT%: .429	FT%: .429								

Score by Periods:

Bradley	37	30	67
Iowa	30	26	56

Attendance: 850

(6) **UTAH STATE 75, IOWA 62**
November 24, 2007, Convention Center, South Padre Island, TX

Utah State shot 50% from the field, 58.8% from three-point range and 81% from the free throw line in taking a 75-62 win over Iowa in the consolation game of the South Padre Invitational.

The Aggies built a 9-4 advantage in the first four minutes and never trailed. Iowa stayed close throughout the first half, cutting an early eight point deficit to two with eight minutes left. The lead expanded to as many as 12 points before Utah State led 36-27 at the break.

Iowa was never able to close the gap to less than five in the second half, as the Aggies would answer every Hawkeye run with points at their end of the floor. Utah State shot 52.4% from the field in the second half, including 66.7% (6-9) from three-point range. The Aggies were credited with 21 assists on their 24 field goals. Both teams were able to take care of the ball, as each had just seven turnovers.

Iowa's balanced attack was led by Justin Johnson, who was named to the all-tournament team. Johnson had 14 points against Utah State and led the team with two steals. Kurt Looby added 10 points and led Iowa with eight rebounds and two blocked shots. Freshman Jarryd Cole added a career-best 10 points and six rebounds, while Seth Gorney and Jake Kelly each scored eight points. Iowa shot 43.1% from the field, but connected on just 5-20 (25%) three-point attempts while being outrebounded 31-27. The Hawkeyes matched a season best by connecting on 81.3% of their free throw attempts.

UTAH STATE -- 75

Name	FG	3-PT	FT	RB	PF	TP	A	TO	BK	S	M
Clark	1-4	0-1	2-4	0	1	4	9	1	0	0	31
Spraggins	5-7	3-5	1-2	1	3	14	1	0	0	2	31
Carroll	5-8	4-5	6-6	12	3	20	5	2	0	0	37
DeCharme	8-14	1-1	3-4	3	1	20	0	1	0	0	31
Wilkinson	1-6	0-2	2-2	3	2	4	1	0	0	0	28
Williams	0-0	0-0	0-0	0	1	0	0	0	0	0	2
Stephens	0-3	0-2	0-0	1	0	0	2	1	0	1	9
Newbold	2-2	2-2	0-0	3	0	6	0	0	0	0	10
Wesley	2-3	0-0	3-3	1	4	7	3	2	1	0	15
Formisano	0-1	0-0	0-0	2	0	0	0	0	0	0	6
Team				5							
Totals	24-48	10-17	17-21	31	15	75	21	7	1	3	200
	FG%: .500	3PT%: .588	FT%: .810								

IOWA -- 62

Name	FG	3-PT	FT	RB	PF	TP	A	TO	BK	S	MN
Bohall	1-3	0-2	0-2	2	3	2	1	1	0	0	17
Johnson	5-16	2-11	2-2	1	1	14	1	0	0	2	34
Peterson	1-6	0-2	2-2	1	5	4	5	3	0	0	26
Looby	5-6	0-0	0-0	8	2	10	2	0	2	1	33
Gorney	3-4	0-0	2-2	2	0	8	0	0	0	0	18
Palmer	0-1	0-0	0-0	0	1	0	0	0	0	0	5
Angle	2-4	2-2	0-1	1	0	6	0	0	0	0	8
Kelly	2-4	1-2	3-3	3	4	8	2	3	0	0	34
Cole	3-7	0-1	4-4	6	2	10	1	0	1	0	25
Team				3							
Totals	22-51	5-20	13-16	27	18	62	12	7	3	3	200
	FG%: .431	3PT%: .250	FT%: .813								

Score by Periods:

Utah State	36	39	75
Iowa	27	35	62

Attendance: 900

2007-08 Game Summaries

(7) WAKE FOREST 56, IOWA 47
November 26, 2007, Carver-Hawkeye Arena, Iowa City, IA

A slow start proved to be too much to overcome as the Hawkeyes dropped a 56-47 decision to Wake Forest Monday in Iowa City to kick off the 2007 Big Ten/ACC Challenge. Iowa shot just 33.3% from the field in the opening half and trailed the Demon Deacons 33-17 at halftime. The Hawkeyes were guilty of 14 turnovers in the first half and were outrebounded by a 20-17 margin.

The Hawkeyes played much better in the second half, cutting the deficit to eight points, 27-35, with 14:23 to play. Wake Forest did not record its first field goal of the second half until the 14 minute mark.

The Demon Deacons expanded their lead to as many as 17 points with five minutes to play before Iowa rallied. Iowa cut the margin to seven in the final minutes, but could get no closer than 47-54 with 13 seconds remaining.

Iowa shot just 38% from the field, including just 13.3% from three-point range and 38.9% from the free throw line. The Hawkeye defense was strong, allowing Wake Forest to shoot just 33.9% from the field, including just 26.1% in the second half. Iowa held a 40-39 rebounding advantage, but was guilty of a season-high 22 turnovers after having just seven in its most recent game against Utah State.

Freshman forward Jarryd Cole came off the bench to score a career-high 14 points to lead the Hawkeyes in scoring, hitting 7-10 field goal attempts and also collecting seven rebounds. Freshman Jake Kelly added nine points and freshman Jeff Peterson added seven assists. Senior forward Kurt Looby led Iowa's inside game with a game-high 10 rebounds and three blocked shots.

WAKE FOREST -- 56

Name	FG	3-PT	FT	RB	PF	TP	A	TO	BK	S	M
Johnson	3-9	1-5	0-0	6	4	7	0	1	1	2	18
McFarland	6-12	0-0	3-5	8	2	15	0	2	3	2	32
Hale	0-5	0-3	2-2	2	2	2	2	0	0	0	27
Smith	2-8	0-1	0-3	4	4	4	2	3	0	4	24
Williams	2-8	0-2	1-2	4	4	5	1	2	0	0	36
Teague	2-5	0-1	5-6	5	3	9	0	0	0	0	27
Clark	1-3	0-1	1-1	1	0	3	0	0	0	0	6
Skeen	3-6	0-2	5-7	6	2	11	0	0	0	1	28
Weaver	0-0	0-0	0-0	0	0	0	0	1	0	0	2
Team				3							
Totals	19-56	1-15	17-26	39	21	56	6	15	4	12	200
	FG%: .339	3PT%: .067	FT%: .654								

IOWA -- 47

Name	FG	3-PT	FT	RB	PF	TP	A	TO	BK	S	MN
Looby	0-1	0-0	0-1	10	1	0	0	3	3	1	16
Gorney	0-0	0-0	0-0	0	0	0	0	1	0	0	10
Bohall	0-1	0-1	0-0	0	3	0	0	1	0	0	10
Johnson	3-15	0-5	2-3	7	4	8	2	3	0	0	32
Peterson	2-9	0-4	1-7	3	3	5	7	7	0	1	40
Palmer	2-3	1-1	2-4	1	1	7	0	1	0	1	6
Angle	0-0	0-0	2-2	3	1	2	0	0	0	0	11
Kelly	4-8	1-4	0-0	2	5	9	2	1	0	0	27
Tate	1-3	0-0	0-0	2	1	2	0	1	0	0	15
Cole	7-10	0-0	0-1	7	4	14	0	3	0	1	33
Team				5				2			
Totals	19-50	2-15	7-18	40	23	47	11	23	3	4	200
	FG%: .380	3PT%: .133	FT%: .389								

Score by Periods:

Wake Forest	33	23	56
Iowa	17	30	47

Attendance: 9,120

(8) LOUISIANA-MONROE 72, IOWA 67 (OT)
November 30, 2007, Carver-Hawkeye Arena, Iowa City, IA

Too many turnovers proved costly as Iowa dropped a 72-67 overtime decision to Louisiana-Monroe in the opening round of the Hawkeye Challenge. The Hawkeyes were guilty of 29 turnovers, including 17 in the second half.

Iowa used a 10-0 scoring run early in the game to take control, and led 31-22 at halftime after shooting 52.2% from the field and holding the visitors to 37.5% shooting. Iowa continued to shoot well early in the second half, building its biggest advantage to 41-25 with 16 minutes to play.

Louisiana-Monroe rallied behind some solid shooting, as the Warhawks shot 50% in the second half, including 36.4% from three-point range.

Two free throws by Cyrus Tate gave Iowa a 53-48 advantage with 3:17 to play, but the Warhawks got a three-point basket from Jonas Brown and a lay-up by Tony Hooper to tie the score with 1:08 remaining. A rebound basket by Kurt Looby gave Iowa a 55-53 lead with 32 seconds left before two free throws by Hooper with 23 seconds remaining tied the score again. Iowa missed a field goal attempt in the closing seconds and had a chance to win after Looby was fouled with 2.6 seconds left, but both free throw attempts were off the mark.

The Warhawks hit four straight three-point baskets to start the overtime period and Iowa could not catch up. Johnson led Iowa with 26 points and he completed his first career double-double with 10 rebounds. Looby added nine points and a career-best 12 rebounds and Jake Kelly added six assists.

LOUISIANA-MONROE -- 72

Name	FG	3-PT	FT	RB	PF	TP	A	TO	BK	S	M
Turner	4-4	0-0	2-3	3	5	10	0	2	1	0	23
Nweke	1-2	0-0	1-2	9	4	3	0	2	0	0	24
Hooper	10-19	2-10	4-10	3	3	26	2	3	1	3	39
Brasher	5-9	4-8	0-0	2	5	14	2	0	0	1	37
Brown	2-9	2-5	3-6	2	1	9	6	1	0	5	42
Payne	2-4	2-4	4-6	0	3	10	2	5	0	3	30
Roberts	0-1	0-1	0-0	1	1	0	0	1	0	1	13
Hampton	0-2	0-0	0-2	4	0	0	1	0	1	0	16
Garrison	0-0	0-0	0-0	0	0	0	0	0	0	0	1
Team				2							
Totals	24-50	10-28	14-29	26	22	72	13	14	3	13	225
	FG%: .480	3PT%: .357	FT%: .483								

IOWA -- 67

Name	FG	3-PT	FT	RB	PF	TP	A	TO	BK	S	MN
Cole	1-3	0-0	2-5	7	4	4	1	5	0	1	35
Looby	4-4	0-0	1-4	12	2	9	1	3	0	1	29
Johnson	8-15	6-15	4-7	10	1	26	1	3	0	0	42
Peterson	2-6	2-3	3-4	5	3	9	3	8	0	1	38
Kelly	1-4	0-0	0-0	2	5	2	6	4	0	1	32
Palmer	0-0	0-0	0-0	0	0	0	0	0	0	0	3
Angle	2-4	0-2	0-0	1	1	4	0	1	0	0	13
Bohall	2-3	1-2	0-0	0	4	5	1	3	0	0	12
Tate	1-3	0-0	2-3	0	0	4	0	1	0	0	8
Gorney	1-3	0-0	2-3	4	2	4	1	0	0	0	13
Team				2							
Totals	22-48	9-22	14-26	43	22	67	14	29	0	4	225
	FG%: .458	3PT%: .409	FT%: .538								

Score by Periods:

Louisiana-Monroe	22	33	17	72
Iowa	31	24	12	67

Attendance: 9,158

2007-08 Game Summaries

(9) IOWA 57, EASTERN ILLINOIS 45
December 1, 2007, Carver-Hawkeye Arena, Iowa City, IA

Iowa held Eastern Illinois to 37.8% shooting from the field in taking a 57-45 win in the consolation game of the Hawkeye Challenge.

Senior guard Justin Johnson hit the first two field goals of the game as Iowa jumped to a 5-0 advantage. The Hawkeyes never trailed and led by as many as 12 points in the first half before taking a 24-19 lead into the halftime break.

The Hawkeyes improved their shooting eye in the second half, improving to 52% in the period and ending the game at 45.7%. Iowa made 6-11 (54.5%) of its three-point attempts in the second half. Iowa's biggest advantage (44-24) came with 13:29 left on a dunk by Kurt Looby. Eastern Illinois was never closer than 12 the rest of the way.

Iowa held a 29-23 rebounding advantage and was guilty of 16 turnovers after having 29 the previous night in an opening round loss.

Johnson led Iowa with 25 points and he added five rebounds. Johnson set a tournament record with 13 three-point baskets. Johnson connected on seven treys against Eastern Illinois, which ties for third best in a single game at Iowa. He was named to the all-tournament team for the second straight year.

Looby added eight rebounds, six points and two steals, while freshman Jarryd Cole had 10 points and four rebounds.

EASTERN ILLINOIS -- 45

Name	FG	3-PT	FT	RB	PF	TP	A	TO	BK	S	M
Catchings	1-2	0-0	6-7	3	3	8	0	1	0	0	32
Byrne	0-3	0-0	0-0	5	2	0	2	3	0	2	26
Cisse	1-2	0-0	0-1	2	1	2	0	0	0	1	21
Martin	5-13	4-8	4-4	1	1	18	0	1	0	1	27
Robinson	0-4	0-1	0-1	0	0	0	1	5	0	3	15
Laser	0-0	0-0	0-0	2	1	0	1	5	0	0	17
Parrish	0-1	0-0	0-0	0	0	0	1	0	0	0	7
Willhite	3-4	0-0	0-0	2	1	6	3	0	0	1	17
Anthony	1-2	1-1	0-0	2	1	3	0	0	0	0	12
Jolliff	3-6	0-0	2-2	2	1	8	0	0	0	0	26
Team				4							
Totals	14-37	5-10	12-15	23	11	45	8	15	0	8	200
	FG%: .378	3PT%: .500	FT%: .800								

IOWA -- 57

Name	FG	3-PT	FT	RB	PF	TP	A	TO	BK	S	MN
Cole	4-5	0-0	2-3	4	3	10	0	2	0	0	29
Looby	3-3	0-0	0-0	8	5	6	1	2	1	2	25
Johnson	9-13	7-10	0-0	5	1	25	1	1	0	1	35
Peterson	1-6	0-3	0-0	2	0	2	2	3	0	1	36
Kelly	1-9	1-4	0-0	2	1	3	4	3	0	0	27
Palmer	1-4	0-1	1-1	1	0	3	0	0	0	1	6
Angle	2-5	2-4	2-3	4	2	8	3	2	0	0	19
Bohall	0-0	0-0	0-0	0	1	0	1	0	0	0	4
Tate	0-0	0-0	0-0	1	2	0	1	3	1	0	9
Gorney	0-1	0-0	0-0	0	1	0	0	0	0	0	10
Team				2							
Totals	21-46	10-22	5-7	29	16	57	13	16	2	5	200
	FG%: .457	3PT%: .455	FT%: .714								

Score by Periods:

Eastern Illinois	19	26	45
Iowa	24	33	57

Attendance: 9,107

(10) IOWA 62, NORTHERN IOWA 55
December 5, 2007, McLeod Center, Cedar Falls, IA

Iowa used a solid shooting night, a dominating performance on the backboards and a solid defensive effort in taking a 62-55 win over Northern Iowa in the McLeod Center. The attendance of 7,043 set a record for the largest crowd for a basketball game in the facility.

The two teams battled back and forth throughout the night, as the game was tied six times and included seven lead changes. Iowa shot 56.5% in the first half, connecting on 6-8 (75%) three-point attempts. Northern Iowa led 27-23 with 3:30 left in the period before a 10-3 scoring run gave Iowa a 33-30 advantage at the break.

The Panthers connected on a pair of three-pointers to start the second half, gaining the lead at 38-35 with 15 minutes to play. A three-point basket by Justin Johnson tied the score and Iowa took the lead for good on a pair of free throws by Jake Kelly with 14:33 remaining. The Hawkeyes led the rest of the way, building their biggest advantage to eight with just under six minutes left.

Northern Iowa closed the gap to three points (58-55) and had a three-point attempt to tie the score with just under one minute remaining. Iowa rebounded the miss and added to the lead on two free throws by Tony Freeman with 35 seconds left.

The Hawkeyes ended the game with a 37-16 rebounding advantage while shooting 50% from the field and 58.8% from three-point range. The Hawkeyes made their final eight free throw attempts and shot 88.9% from the foul line. Kelly led Iowa with a career-high 19 points, while Freeman, in his first action of the season, scored 15 and Johnson had 13. Kurt Looby led Iowa with seven rebounds.

IOWA -- 62

Name	FG	3-PT	FT	RB	PF	TP	A	TO	BK	S	M
Cole	1-3	0-0	0-0	5	5	2	0	2	1	0	19
Looby	0-1	0-0	0-0	7	3	0	1	1	0	0	19
Angle	1-3	1-3	0-0	6	1	3	0	3	0	1	21
Johnson	5-10	3-5	0-0	4	1	13	2	5	0	1	38
Kelly	6-13	3-5	4-4	3	2	19	1	1	0	2	38
Palmer	0-0	0-0	0-0	0	1	0	0	0	0	0	1
Freeman	5-7	3-3	2-2	1	0	15	3	3	0	0	24
Tate	3-5	0-0	2-3	4	5	8	0	2	0	0	20
Gorney	1-2	0-1	0-0	5	2	2	1	1	1	0	20
Team				2							
Totals	22-44	10-17	8-9	37	20	62	8	18	2	4	200
	FG%: .500	3PT%: .588	FT%: .889								

NORTHERN IOWA -- 55

Name	FG	3-PT	FT	RB	PF	TP	A	TO	BK	S	MN
Koch	3-8	0-2	2-4	5	1	8	3	3	0	2	33
Eglseder	3-5	1-1	1-2	4	0	8	0	0	3	0	19
Josten	2-6	2-3	0-0	0	2	6	2	2	0	1	34
Brown	3-6	1-2	0-0	0	2	7	1	0	0	2	26
Dunham	2-5	1-3	0-0	0	2	5	1	2	0	3	34
Coleman	3-6	0-0	7-13	5	1	13	1	0	2	0	20
Viet	3-7	2-6	0-0	1	2	8	1	0	0	0	20
Montgomery	0-1	0-1	0-0	0	2	0	1	0	0	0	7
O'Rear	0-1	0-0	0-0	0	3	0	1	0	0	1	7
Team				1							
Totals	19-45	7-18	10-19	16	15	55	11	7	5	9	200
	FG%: .422	3PT%: .389	FT%: .526								

Score by Periods:

Iowa	33	29	62
Northern Iowa	30	25	55

Attendance: 7,043