



# University of Iowa Women's Basketball

Game #32

March 18, 2009

## 2008-09 Schedule/Results 21-10 Overall, 13-5 Big Ten

11/16	Texas State	W, 87-45
11/18	at Kansas	L, 55-76
11/22	Boston <sup>^</sup>	W, 83-58
11/23	Providence <sup>^</sup>	W, 64-46
11/27	vs. Texas Tech#	W, 56-48
11/28	vs. South Florida#	L, 79-82 (OT)
11/29	vs. #3 California#	L, 43-76
12/4	at #12 Duke\$	L, 47-71
12/7	#22 Iowa State+	W, 66-46
12/11	Northern Iowa	W, 72-46
12/20	at Drake	W, 71-53
12/22	at Wisconsin	W, 73-63
12/28	Purdue	L, 60-69
1/4	at Indiana	L, 54-76
1/8	at Purdue	L, 49-60
1/11	Minnesota	W, 74-57
1/15	at Illinois	W, 72-62
1/18	Northwestern	W, 74-46
1/26	Michigan	W, 77-69
1/29	at Michigan State	L, 56-68
2/1	Penn State	W, 97-89 (3OT)
2/5	Indiana	W, 69-67
2/8	at Minnesota	L, 58-64
2/12	#13 Ohio State	W, 85-75
2/15	at Penn State	W, 63-57
2/19	Wisconsin	W, 72-65
2/22	at Michigan	W, 68-64
2/26	Illinois	W, 69-56
3/1	at Northwestern	W, 86-79
3/6	vs. Minnesota	W, 79-64
3/7	vs. #12 Ohio State*	L, 56-72
3/22	vs. Georgia Tech%	8:30 p.m.

<sup>^</sup> -- KCRG-TV9 Hawkeye Challenge, Iowa City  
<sup>#</sup> -- Paradise Jam, U.S. Virgin Islands  
<sup>\$</sup> -- ACC/Big Ten Challenge  
<sup>+</sup> -- Hy-Vee Cy-Hawk Series  
<sup>\*</sup> -- at Big Ten Tournament, Indianapolis, IN  
<sup>%</sup> -- NCAA Tournament, Iowa City, IA

## Pronunciation Guide

Wendy Ausdemore.....	AUS-de-more
Lisa Bluder .....	BLUE-dir
Kelsey Cermak .....	SIR-mack
Kamille Wahlin.....	Kah-MEAL Wah-LEEN
Kelly Krei.....	CRY
Shante Jones.....	SHAN-tay
Lindsey Nyenhuis.....	NINE-hice
Megan Skouby.....	SKO-bee
Nicole VanderPol.....	VANDER-pole

SID Contact: Matthew Weitzel  
E-Mail: matthew-weitzel@hawkeyesports.com

Office: (319) 335-6590  
Cell: (319) 621-0991



## Iowa (21-10, 13-5) at NCAA Tournament

March 22-24, 2009 • 8:30 p.m. (CDT)

Iowa City, IA • Carver-Hawkeye Arena

Radio: AM-600 WMT, AM-800 KXIC, AM-1040 WHO

TV: ESPN2/ESPNU • Online: [espn360.com](http://espn360.com) • Live Stats: [hawkeyesports.com](http://hawkeyesports.com)

Iowa Tournament Record: 16-17 (Last Game, Georgia 67, Iowa 61 - - March 23, 2008)



### THE SETTING

The Iowa Hawkeyes (21-10, 13-5) will meet the Georgia Tech Yellowjackets (21-9, 8-6) in Iowa City, IA, in the first round of the 2009 NCAA Women's Basketball Championships. The two teams are in the Oklahoma City Region. Tip-off is slated for approximately 8:30 p.m. (CDT) in Carver-Hawkeye Arena. Top-seeded Oklahoma (28-4) will face 16th-seeded Prairie View A&M (23-10) in the first game of the Sunday night doubleheader at approximately 6 p.m.

Iowa is the eighth seed, while Georgia Tech is seeded ninth. The Iowa-Georgia Tech winner will play the winner of Oklahoma-Prairie View A&M Tuesday, March 24 at approximately 8:30 p.m. (CDT).

The Hawkeyes tied for second in the Big Ten Conference, while the Yellowjackets tied for fifth in the ACC. The Sooners won the Big 12 regular season championship, while the Panthers won the SWAC regular season and tournament championship.

### IOWA CITY NCAA TOURNAMENT HISTORY

The UI Department of Athletics first hosted an NCAA Women's Basketball Championship site in 1986 when it served as one of four regional final sites. Carver-Hawkeye Arena has hosted NCAA Women's Championship games 11 years (1986-90, 92-94, 96-98). The UI and Carver-Hawkeye Arena have entertained the regional finals four times and first and/or second rounds nine times. The NCAA Tournament expanded to 64 teams in 1994.

The last time Iowa City hosted a first and second round site was 1998. Iowa defeated Massachusetts in the first round, but lost to Kansas in the second round. The Hawkeyes boast a 9-4 record in NCAA Championship games at Carver-Hawkeye Arena.

### TICKET INFORMATION

Fans can purchase tickets for the NCAA First and Second Rounds in Carver-Hawkeye Arena. Single-session tickets range from \$12-17, while all-session tickets range from \$18-28. Fans can purchase tickets online ([hawkeyesports.com](http://hawkeyesports.com)), in person at the UI Ticket Office or over the phone (1-800-IA-HAWKS). There is a \$3 surcharge for internet transactions.

### ON THE TUBE

First round games played at the Iowa City site will be televised to a regional cable audience on ESPN2 and nationally on ESPNU. Dave Barnett, Sarah Kustok and Ron Johnson will call the action. Also, all games can be watched free online at [espn360.com](http://espn360.com).

## Probable Starting Lineups

Iowa Hawkeyes (21-10, 13-5)						
Pos.	No.	Name	Ht.	Yr.	Statistical Summary	
G	11	Kristi Smith	5-6	Sr.	13.4 ppg, 2.1 rpg, 3.1 apg, .399 FG%, .839 FT%	
G	2	Kamille Wahlin	5-8	Fr.	7.4 ppg, 3.1 rpg, 2.7 apg, .473 FG%, .738 FT%	
F	21	Kachine Alexander	5-9	So.	9.7 ppg, 8.8 rpg, 3.8 apg, .427 FG%, .741 FT%	
F	32	Wendy Ausdemore	6-2	Sr.	12.4 ppg, 5.0 rpg, 2.4 apg, .456 FG%, .912 FT%	
C	44	Megan Skouby	6-6	Sr.	12.4 ppg, 4.9 rpg, 1.5 bpg, .463 FG%, .827 FT%	

Head Coach: Lisa Bluder (Northern Iowa, 1983); Ninth Season at Iowa (169-108); 25th Season Overall (525-250)

Iowa Hawkeye Top Reserves						
Pos.	No.	Name	Ht.	Yr.	Statistical Summary	
F	45	JoAnn Hamlin	6-3	Jr.	7.6 ppg, 6.1 rpg, 0.9 apg, .488 FG%, .706 FT%	
F	31	Hannah Draxten	6-0	Fr.	3.3 ppg, 2.1 rpg, 1.1 apg, .344 FG%, .909 FT%	
F	20	Kelly Krei	6-2	Fr.	2.8 ppg, 2.3 rpg, 0.4 apg, .352 FG%, .811 FT%	



## Inside the Numbers

	IOWA	GT
Scoring Average	68.2	67.5
Scoring Defense	63.5	56.8
Scoring Margin	+4.7	+10.7
FG%	.432	.415
FG% Defense	.386	.392
FT%	.794	.696
3-PT FG%	.364	.307
3-PT FG% Defense	.310	.263
Rebound Margin	+2.0	+4.6
Assists Per Game	15.3	12.6
Turnovers Per Game	15.7	21.3
Steals Per Game	5.1	14.0
Blocks Per Game	2.9	3.2

### Georgia Tech vs. Iowa Series History

Georgia Tech leads series, 1-0

Date	Score	Site
Nov. 28, 2008	L, 57-76	Iowa City

### How Many Times a Hawkeye Player...

<b>Scored 20 or More Points</b>	
Megan Skouby .....	6
Wendy Ausdemore .....	6
Kristi Smith .....	5
JoAnn Hamlin .....	1
Kachine Alexander .....	1
<b>Scored 15 or More Points</b>	
Kristi Smith .....	13
Wendy Ausdemore .....	12
Megan Skouby .....	10
Kachine Alexander .....	7
JoAnn Hamlin .....	3
Kamille Wahlin .....	3
<b>Grabbed 10 or More Rebounds</b>	
Kachine Alexander .....	14
JoAnn Hamlin .....	6
Wendy Ausdemore .....	3
Megan Skouby .....	1
<b>Grabbed 7 or More Rebounds</b>	
Kachine Alexander .....	21
JoAnn Hamlin .....	10
Megan Skouby .....	9
Wendy Ausdemore .....	9
Kamille Wahlin .....	5
Kelly Krei .....	2
Hannah Draxten .....	1
Kristi Smith .....	1
<b>Dished out 7 or More Assists</b>	
Kachine Alexander .....	4
Wendy Ausdemore .....	1
Kamille Wahlin .....	1
<b>Dished out 5 or More Assists</b>	
Kachine Alexander .....	10
Kamille Wahlin .....	6
Kristi Smith .....	4
Wendy Ausdemore .....	3
<b>Recorded 4 or More Steals</b>	
Wendy Ausdemore .....	2
<b>Blocked 3 or More Shots</b>	
Megan Skouby .....	6
JoAnn Hamlin .....	2
Kachine Alexander .....	1

### 2008-09 Margin of Victory/Defeat

Points	1	2	3	4	5	6	7	8	9	10+	15+	20+
Wins	0	1	0	1	0	1	2	3	0	4	4	5
Losses	0	0	1	0	0	1	0	0	1	2	1	4

### ON THE RADIO

Brent Balbinot and Shelley Till will call each Iowa NCAA Tournament game for the Hawkeye Radio Network. Hawkeye fans can listen to the game on WMT AM-600 in Cedar Rapids KXIC AM-800 in Iowa City and WHO AM-1040 in Des Moines. Balbinot is in his fifth season as Iowa's play-by-play voice, while Till is in her fourth providing analysis.

Hawkeye fans can also follow the game via live stats (gametracker). The 'GT' link can be accessed under the 'Calendar' tab on the front page of [hawkeyesports.com](http://hawkeyesports.com) or on the women's basketball schedule page.

### IOWA HISTORY

Iowa has played 1,001 games, since beginning basketball in 1974. Overall, Iowa's record is 610-391 (.609). That includes a 309-151 (.672) mark in regular season Big Ten contests and 285-82 (.777) in Carver-Hawkeye Arena.

### ON IOWA

Iowa finished the regular season in a three-way tie, with Michigan State and Purdue, for second place in the Big Ten. The Hawkeyes enter the NCAA Tournament winners of 13 of their last 16 contests, and six of the last seven. Iowa enters the tournament with the same record it had a year ago, 21-10.

Iowa defeated every Big Ten team at least once except Michigan State and Purdue. Five of the Hawkeyes' six road victories came during conference play.

Iowa's last NCAA Tournament victory came against Virginia (69-62) in the first round of the 2002 tournament at Storrs, CT.

### SATURDAY PRACTICE SCHEDULE

All four team practices in Carver-Hawkeye Arena Saturday are free to the public. Top-seeded Oklahoma will practice first from noon-1 p.m. No. 16 Prairie View A&M will practice from 1:05-2:05 p.m. Eighth-seeded Iowa will practice from 2:10-3:10 p.m., while ninth-seeded Georgia Tech will practice from 3:15-4:15 p.m. **These are the only practice sessions open to the media and public.** Should Iowa advance, its Monday closed practice would be from 2:40-4:10 p.m. and its press conference would be from 4:20-4:50 p.m.

### PRESS CONFERENCE INFORMATION

Saturday and Monday press conferences will be conducted in the Iowa Hawkeye Weight Room, which has been transformed into the Press Conference Room for the NCAA Tournament. The press conference can be accessed from the playing floor down the tunnel and to the right. Below is a list of the press conference times:

#### Saturday, March 22

11:20-11:50 a.m.....	Oklahoma
12:20-12:50 a.m.....	Prairie View A&M
1:20-1:50 p.m. ....	Iowa
2:20-2:50 p.m. ....	Georgia Tech

#### Monday, March 23

2:40-3:10 p.m. ....	Oklahoma/Prairie View A&M winner
4:20-4:50 p.m. ....	Iowa/Georgia Tech winner

### 2008-09 Iowa Hawkeye Roster

No.	Name	Yr.	Ht.	Pos.	Hometown (High School/College)
2	Kamille Wahlin	Fr.	5-8	G	Crookston, MN (Crookston)
11	Kristi Smith	Sr.	5-6	G	Thornton, CO (Horizon)
13	Shante Jones	Fr.	5-9	G	Dayton, OH (Carroll)
20	Kelly Krei	Fr.	6-2	F	Iowa City, IA (City)
21	Kachine Alexander	So.	5-9	G	Minneapolis, MN (Benilde-St. Margaret's)
22	Kelsey Cermak	So.	6-1	F	Norwalk, IA (Norwalk)
31	Hannah Draxten	Fr.	6-0	G/F	Fergus Falls, MN (Fergus Falls)
32	Wendy Ausdemore	Sr.	6-2	F	Neola, IA (Tri-Center)
43	Nicole VanderPol	Sr.	6-1	F	Grundy Center, IA (Grundy Center)
44	Megan Skouby	Sr.	6-6	C	Mentor, OH (Mentor)
45	JoAnn Hamlin	Jr.	6-3	F/C	Douglass, KS (Winfield/Kansas State)
50	Lindsey Nyenhuis	Sr.	5-7	G	Grand Rapids, MI (Forest Hills Northern)

Head Coach: Lisa Bluder

Associate Head Coach: Jan Jensen

Assistant Coaches: Jenni Fitzgerald and Shannon Gage



## **2008-09 Captains**

Iowa captains are seniors Wendy Ausdemore and Kristi Smith and junior JoAnn Hamlin.

### **IOWA CITY TOURNAMENT CENTRAL WEB PAGE**

For updated information, quotes, notes, live stats, etc. throughout the NCAA Tournament in Iowa City, fans can visit the tournament central page located on the women's basketball page at [hawkeyesports.com](http://hawkeyesports.com).

### **HOME SWEET HOME**

Iowa has maintained a solid home court advantage the last couple years. Dating back to last season, Iowa has won 20 of its last 21 home games. Iowa finished the 2008-09 regular season with a 13-1 home record. The lone setback came to Purdue (69-60).

### **IOWA NCAA TOURNAMENT INFORMATION**

Iowa received an at-large berth into the 2009 NCAA Women's Basketball Championships. A total of five teams (Iowa, Auburn, Maryland, Montana and Ohio State) will be making their 18th NCAA Tournament appearance this weekend. The 18 NCAA appearances are the eighth-most of any tournament team this year.

This marks the second-straight year Iowa earned an at-large berth into the NCAA Tournament and third time in the last four years. This year's senior class will have played in three NCAA Tournaments (2006, 2008 and 2009), only the second class under Coach Lisa Bluder to accomplish the feat.

### **NUMBER OF THE WEEK -- 8**

This year marks the first time Iowa has ever received a No. 8 seed. In the last four NCAA Tournaments the Hawkeyes have competed in, Iowa has been as a nine seed three times (2002, 2004, 2008) and a No. 10 seed (2006) once.

### **BLUDER IN THE NCAA CHAMPIONSHIPS**

This marks Iowa Head Coach Lisa Bluder's 10th trip to the NCAA Championships. Before mentoring the Hawkeyes, Bluder coached the Drake Bulldogs to four tournaments in her 10 seasons. Bluder, who is a two-time Big Ten and WBCA Regional Coach of the Year, is 3-9 all-time in NCAA Championships games, 2-5 with Iowa and 1-4 with Drake. Two of Bluder's victories came in overtime. In 2001, Iowa bounced Oregon (89-82) in Salt Lake City and in 1995, Drake defeated Mississippi (87-81) in Washington, D.C.

### **FIVE BIG TEN TEAMS INVITED TO NCAA TOURNAMENT**

A total of five Big Ten teams made the NCAA Tournament (Ohio State, Michigan State, Purdue, Iowa and Minnesota). Three of the five Big Ten teams are first and second round site hosts. Purdue and Minnesota are the only schools not hosting this season.

### **HAWKEYE TRIO MAKE BIG TEN HISTORY**

Iowa's senior trio of, Kristi Smith, Megan Skouby and Wendy Ausdemore are the first three players, from the same class, to eclipse 1,300 career points in Big Ten history.

Furthermore, it is believed that they are the highest scoring trio, from the same class, in Big Ten history. The three senior Hawkeyes have combined for 4,213 points: Smith (1,447), Skouby (1,435) and Ausdemore (1,331).

Iowa's senior trio topped Purdue's 2004 senior trio of Shereka Wright (2,251), Erika Valek (1,219) and Beth Jones (640), who accumulated 4,110 points. The record was broken in the Hawkeyes' regular season finale at Northwestern.

## **Head Coach Lisa Bluder**

Lisa Bluder (pronounced BLUE-dir) is in her ninth season as head coach at the University of Iowa and her 25th season as a college head coach. She is a two-time Big Ten and WBCA Regional Coach of the Year, most recently earning honors a year ago in 2007-08.

Bluder, 47, has a career record of 525-250 (.677), including a 169-108 (.610) record at Iowa, a 187-106 (.638) record in 10 seasons (1990-2000) at Drake and a six-year mark (1984-90) of 169-36 (.824) at St. Ambrose.

Bluder is Iowa's second all-time winningest coach and trails only C. Vivian Stringer. She has guided the Hawkeyes to six post-season tournaments (4 NCAA, 2 WNIT) and six upper-division finishes in the Big Ten Conference, including winning a share of the league championship in 2008 and tying for second place in 2009.

In her first season with the Hawkeyes, Bluder transformed a struggling program into a 21-game winner. Iowa finished second in the Big Ten, won the conference tournament and advanced to the second round of the NCAA Tournament. Bluder became Iowa's third coach to be named Big Ten Coach of the Year. She was also honored as the College Coach of the Year by the *Women's Basketball News Service* and was named the WBCA District 6 Coach of the Year. Iowa's 2001-02 squad finished fourth in the Big Ten and advanced to the second round of the NCAA Tournament for the second consecutive year. In 2003, Bluder guided the Hawkeyes to their first-ever WNIT appearance. Iowa, which had nine underclassmen on its roster, advanced to the quarterfinals before falling to Creighton. In 2004-05, Iowa finished 23-10, starting the year 13-0 and were the last Division I undefeated team standing. In 2005-06, Bluder mentored a team plagued by injuries to a fifth-place Big Ten finish and an NCAA Tournament berth.

In her 10 years at Drake, Bluder brought great success and tradition to the Bulldog program and established herself as one of the top coaches in the country. She led Drake to five 20-plus win seasons in her last six years, including five post-season appearances. She guided the Bulldogs to eight Missouri Valley Conference Tournament appearances, reaching the semifinals six times and winning the tournament four times. Bluder was also named the Conference Coach of the Year three times at Drake.

Bluder began her coaching career at St. Ambrose, where she coached six successful seasons, building the Bees into a NAIA powerhouse. During her tenure at St. Ambrose, Bluder guided the Bees to four straight national tournaments, including two consecutive Final Four appearances. The 1990 St. Ambrose team was ranked No. 1 and Bluder was named the NAIA Converse Coach of the Year.

A graduate of Linn-Mar High School in Marion, IA, Bluder was a three-year starter at Northern Iowa. She graduated from UNI in 1983 with a bachelor's degree in marketing.



### **IOWA VS. TOURNAMENT FIELD**

Iowa is 4-7, this season, against teams competing in the 2009 Division I Women's Basketball Championships. Iowa went 2-1 against Minnesota this season, winning in Iowa City (74-57) and in the quarterfinals of the Big Ten Tournament (79-64), but falling in Minneapolis (64-58). The Hawkeyes split two meetings with Ohio State, winning 85-75 in Iowa City, but losing 72-56 in the semifinals of the Big Ten Tournament. Iowa routed Iowa State (66-46) in Iowa City. The Hawkeyes lost at Duke (71-47) and at Michigan State (68-56). Iowa also lost to California (76-43) on the third day of the Paradise Jam in the Virgin Islands. The Hawkeyes lost both meetings this year to Purdue, 69-60 in Iowa City and 60-49 in West Lafayette, IN.



## Charting The Iowa Hawkeyes

### Career Scoring

Rank	Pts	Player	Years
1	2059	Cindy Haugejorde	76-80
2	1906	Lindsey Meder	98-02
3	1821	Michelle Edwards	84-88
4	1762	Jennie Lillis	00-04
5	1742	Franthea Price	86-90
6	1606	Toni Foster	89-93
7	1598	Tangela Smith	94-98
8	1447	Kristi Smith	05-09
9	1435	Megan Skouby	05-09
10	1335	Lisa Becker	83-87
11	1331	Wendy Ausdemore	05-09

### Career Assists

Rank	Ast	Player	Years
1	576	Cara Consuegra	97-01
2	431	Michelle Edwards	84-88
3	409	Kristi Smith	05-09

### Career Blocks

Rank	Blks	Player	Years
1	235	Tangela Smith	94-98
2	152	Megan Skouby	05-09

### Career 3-Point Field Goals Made

Rank	3-pters	Player	Years
1	261	Lindsey Meder	98-02
2	219	Wendy Ausdemore	05-09
3	183	Kristi Smith	05-09

### Career 3-Point Field Goal Percentage

Rank	3-pters	Player	Years
1	.409 (183-447)	Kristi Smith	2005-09
2	.406 (219-539)	Wendy Ausdemore	2005-09
3	.405 (261-644)	Lindsey Meder	1998-02

### Senior Blocks

Rank	Blks	Player	Season
1	59	Jerica Watson	2001-02
2	58	Jamie Cavey	2004-05
3	54	Tangela Smith	1997-98
4	45	Megan Skouby	2008-09

### Senior 3-Pointers

Rank	3-pt	Player	Season
1	84	Lindsey Meder	2001-02
2	63	Kristi Smith	2008-09
3	59	Wendy Ausdemore	2008-09

### Sophomore Assists

Rank	Asts	Player	Season
1	153	Cara Consuegra	1998-99
2	153	April Calhoun	2002-03
3	121	Kristi Smith	2006-07
4	118	Kachine Alexander	2008-09

### Sophomore Rebounds

Rank	Rbs	Player	Season
1	300	Cindy Haugejorde	1977-78
2	272	Kachine Alexander	2008-09

### Freshman 3-Pointers

Rank	3-pt	Player	Season
1	49	Lindsey Meder	1998-99
2	30	Johanna Solverson	2002-03
3	26	Leah Magner	1998-99
4	26	Kamille Wahlin	2008-09
5	23	Hannah Draxten	2008-09

### Freshman Assists

Rank	Asts	Player	Season
1	94	Cara Consuegra	1997-98
2	83	Kamille Wahlin	2008-09

## Big Ten Standings/Schedule

Team	Big Ten	Pct.	Overall	Pct.
Ohio State	15-3	.833	27-5	.844
Purdue	13-5	.722	22-10	.688
<b>IOWA</b>	<b>13-5</b>	<b>.722</b>	<b>21-10</b>	<b>.677</b>
Michigan State	13-5	.722	20-10	.667
Indiana	11-7	.611	19-10	.655
Minnesota	11-7	.611	19-11	.633
Wisconsin	6-12	.333	18-14	.563
Penn State	6-12	.333	11-18	.379
Illinois	5-13	.278	10-21	.323
Michigan	3-15	.167	10-20	.333
Northwestern	3-15	.167	7-23	.233

### Saturday, March 21

#6 Purdue vs. #11 Charlotte, 1:30 p.m. (Chattanooga)  
#3 Ohio State vs. #14 Sacred Heart, 1:30 p.m. (Columbus)

### Sunday, March 22

#7 Notre Dame vs. #10 Minnesota, 1:30 p.m. (South Bend)  
#8 MTSU vs. #9 Michigan State, 11 a.m. (East Lansing)  
#8 Iowa vs. #9 Georgia Tech, 8:30 p.m. (Iowa City)  
Dayton/Oakland at Indiana, TBD (WNIT)

### Date TBD

Chattanooga/Kentucky at Wisconsin, TBD (WNIT)

All times central

### NCAA CHAMPIONSHIPS EXPERIENCE

Iowa has four players with NCAA Tournament game experience: seniors Wendy Ausdemore, Kristi Smith and Megan Skouby and Junior JoAnn Hamlin.

Ausdemore, Skouby and Smith saw action in Iowa's 67-62 loss to BYU in Denver, in 2006 when they were freshmen. Skouby collected 19 points and six rebounds; Smith recorded two points and three rebounds; Ausdemore registered five points and three rebounds.

Last year, in a 67-61 loss to Georgia in Norfolk, VA, Ausdemore netted 16 points; Smith registered 17 points, five rebounds and four assists; Skouby had nine points; Hamlin totaled two points and two rebounds.

### IOWA IN THE NCAA CHAMPIONSHIPS

Iowa is 16-17 all-time in the NCAA Championships, including a 7-3 record in first round games and a 5-9 mark in the second round. The last time the Hawkeyes advanced past the first round was 2002, when they were a No. 9 seed. Iowa defeated eighth-seeded Virginia (69-62) in Storrs, CT.

The Hawkeyes have advanced to one Final Four (1993), three Elite Eights (1987, 1988, 1993) and five Sweet 16s (1987, 1988, 1989, 1993, 1996).

### FIRST-DIVISION FINISH

Iowa recorded another first-division finish in the Big Ten standings, tying Michigan State and Purdue for second place. Bluder's Hawkeyes have finished in the upper half of the Big Ten Conference six times in her nine years as head coach. Iowa has tied for second place twice under Bluder and five times overall.

Additionally, the Hawkeyes notched their 20th win of the regular season in the finale at Northwestern. Bluder has mentored Iowa to four 20-win seasons, including guiding Iowa to back-to-back 20-win seasons for the first time, the last two seasons.

### SMITH PICKED TO COMPETE IN 3-POINT SHOOTOUT

Hawkeye senior Kristi Smith has been picked to compete in ESPN's Slam Dunk and 3-Point Championships. Smith will be one of eight women and eight men from Division-I schools to compete in the 3-point contest.

The competition will be held at The Palace of Auburn Hills Thursday, April 2, in Detroit, MI. This will be the 21st annual event, which is always held in the site city of the Men's Final Four. The event will be televised on a tape-delayed basis on ESPN April 2 from 8-10 p.m. (CDT).

### SMITH MAKES IOWA HISTORY

Senior Kristi Smith became Iowa's seventh multiple first team all-Big Ten honoree. She is the first Hawkeye to be named to the first team in back-to-back years since Lindsey Meder in 2001 and 2002. Smith is became the first player in Iowa women's basketball history to ever amass over 400 points and 100 assists in three seasons.

Former Hawkeye all-Americans Jolette Law and Michelle Edwards accomplished the feat of collecting 400 points and 100 assists in two seasons. Smith registered 402 points and 124 assists as a sophomore and 425 points and 103 assists her junior campaign. This season, Smith has accumulated 414 points and 100 assists. Smith reached her 100th assist in Iowa's last game vs. No. 12 Ohio State at the Big Ten Tournament on March 7.



## Big Ten Overall Individual Stats

Name	Rank	Avg.	Name	Rank	Avg.
<b>Megan Skouby</b>			<b>Kristi Smith</b>		
Free Throw Percentage	3rd	.827	Free Throw Percentage	2nd	.839
Blocked Shots	5th	1.45	3-Pointers Made	3rd	2.03
Field Goal Percentage	9th	.463	3-Point FG Percentage	3rd	.420
Scoring	11th	12.4	Scoring	5th	13.4
			Assist/Turnover Ratio	7th	1.22
<b>Kachine Alexander</b>			Minutes Played	9th	33.84
Rebounding	4th	8.8	Assists	10th	3.23
Defensive Rebounds	4th	6.16			
Assists	5th	3.81	<b>Wendy Ausdemore</b>		
Assist/Turnover Ratio	5th	1.31	3-pointers Made	4th	1.9
Offensive Rebounds	7th	2.61	3-point FG Percentage	9th	.366
Free Throw Percentage	T-15th	.741	Field Goal Percentage	11th	.456
Scoring	24th	9.7	Scoring	12th	12.4
			Rebounding	20th	5.0
<b>Kamille Wahlin</b>					
Assists	14th	2.68	<b>JoAnn Hamlin</b>		
			Field Goal Percentage	5th	.488
			Defensive Rebounds	14th	4.23
			Rebounding	14th	6.1
			Blocked Shots	14th	0.88

### FIVE HAWKEYES EARN ALL-BIG TEN ACCOLADES

All five University of Iowa women's basketball starters were recognized on the 2008-09 All-Big Ten teams. Senior Kristi Smith earned first team honors by both the media and coaches. Smith becomes only Iowa's seventh multiple first team all-Big Ten honoree and first back-to-back selection since Lindsey Meder in 2001 and 2002. Sophomore Kachine Alexander was recognized on the second team by the coaches and the third team by the media. Senior Wendy Ausdemore was a third team pick by the coaches and an honorable mention selection by the media. Senior Megan Skouby was tabbed honorable mention by both the coaches and media. Freshman Kamille Wahlin was honored on the coaches all-freshman squad.

Alexander was the highest honored underclassmen by the league's coaches. Wahlin becomes Iowa's first all-freshman team award winner since Skouby in 2006. This marks the third-straight year Ausdemore and Smith earned all-Big Ten recognition, while Skouby earned an all-conference award all four years.

Skouby was named Big Ten Freshman of the Year and was tabbed second team all-league in 2006. She was an honorable mention selection as a sophomore and was named Big Ten Sixth Player of the Year her junior campaign. Smith was a third team all-league honoree as a sophomore and a first team pick last season. Ausdemore was a third team selection as a sophomore and an honorable mention pick a year ago.

### SCOUTING GEORGIA TECH

Georgia Tech, who will be making its fifth NCAA Tournament appearance, enters tournament play winners of eight of its last 11. This marks Georgia Tech's third trip to the state of Iowa in 16 months. The Yellow Jackets played Iowa, in Iowa City, in November (2007) in the Big Ten/ACC Challenge. Four months later, Georgia Tech traveled to Des Moines as a No. 10 seed and lost to seventh-seeded Iowa State in the first round of the 2008 NCAA Tournament. Twelve months later, the Yellow Jackets return to Iowa to meet the Hawkeyes in the first round of the 2009 NCAA Tournament.

Georgia Tech played eight games this year against ranked opponents, winning three. The Yellowjackets beat No. 21 Michigan State 70-57, No. 2 North Carolina 66-62 and No. 19 Virginia (74-66), all at home. The Yellow Jackets did play top-ranked and undefeated Connecticut to its second-closest game of the year, losing 82-71 in Storrs, CT.

The Yellow Jackets are 13-2 in home contests this season, but only 4-5 in true road games. But the five road losses came at No. 1 Connecticut, No. 4 Duke, Florida State, Wake Forest and No. 7 North Carolina. The Yellow Jackets lost to Clemson, 81-69, in the first round of the ACC Tournament in Greensboro, NC.

Georgia Tech is led by Alex Montgomery, who averages a team-best 13.7 points and 6.7 rebounds. She also has made a team-best 72-200 (.360) 3-pointers. Jacqua Williams averages 11.7 points, 3.3 rebounds and a team-best 3.3 assists and 3.6 steals. Iasia Hemingway averages 10.9 points and 5.3 rebounds. Georgia Tech averages 67.5 points, 38.6 rebounds, 14.0 steals and 21.3 turnovers per contest, while allowing its opposition only 56.8 points, 34.0 rebounds and 9.2 steals.

Georgia Tech's 14-player roster is comprised of student-athletes from eight states and Australia.

MaChelle Joseph is in her sixth season as a collegiate head coach, all at Georgia Tech (105-75, .583).

## Big Ten Overall Stats

<b>Scoring Offense</b>	
1. Ohio State _____	69.0
2. Iowa _____	68.2
<b>Scoring Defense</b>	
1. Michigan State _____	55.0
10. Iowa _____	63.5
<b>Scoring Margin</b>	
1. Ohio State _____	+12.4
5. Iowa _____	+4.7
<b>Free Throw Percentage</b>	
1. Iowa _____	.794
<b>Field Goal Percentage</b>	
1. Ohio State _____	.450
2. Iowa _____	.432
<b>Field Goal Percentage Defense</b>	
1. Michigan State _____	.343
4. Iowa _____	.386
<b>3-Point Field Goals Made</b>	
1. Michigan _____	6.57
2. Iowa _____	6.13
<b>3-Point Field Goal Percentage</b>	
1. Iowa _____	.364
<b>3-Point Field Goal Percentage Defense</b>	
1. Michigan State _____	.264
4. Iowa _____	.310
<b>Rebounding</b>	
1. Michigan State _____	41.3
5. Iowa _____	38.1
<b>Offensive Rebounds</b>	
1. Indiana _____	14.27
6. Iowa _____	11.58
<b>Defensive Rebounds</b>	
1. Michigan State _____	27.07
2. Iowa _____	26.55
<b>Rebounding Allowed</b>	
1. Michigan State _____	33.3
7. Iowa _____	36.1
<b>Rebounding Margin</b>	
1. Michigan State _____	+8.1
5. Iowa _____	+2.0
<b>Blocked Shots</b>	
1. Michigan State _____	5.40
9. Iowa _____	2.90
<b>Assists</b>	
1. Ohio State _____	15.41
2. Iowa _____	15.29
<b>Steals</b>	
1. Indiana _____	9.59
11. Iowa _____	5.10
<b>Turnover Margin</b>	
1. Indiana _____	+4.00
10. Iowa _____	-2.26
<b>Assist/Turnover Ratio</b>	
1. Iowa _____	0.97



## Big Ten League Stats

<b>Scoring Offense</b>	
1. Iowa _____	69.8
<b>Scoring Defense</b>	
1. Purdue _____	53.5
11. Iowa _____	65.9
<b>Scoring Margin</b>	
1. Ohio State _____	+11.7
4. Iowa _____	+3.9
<b>Free Throw Percentage</b>	
1. Iowa _____	.797
<b>Field Goal Percentage</b>	
1. Ohio State _____	.435
2. Iowa _____	.433
<b>Field Goal Percentage Defense</b>	
1. Michigan State _____	.353
8. Iowa _____	.407
<b>3-Point Field Goals Made</b>	
1. Iowa _____	6.83
<b>3-Point Field Goal Percentage</b>	
1. Iowa _____	.389
<b>3-Point Field Goal Percentage Defense</b>	
1. Michigan State _____	.247
7. Iowa _____	.320
<b>Rebounding</b>	
1. Michigan State _____	39.6
5. Iowa _____	36.7
<b>Offensive Rebounds</b>	
1. Indiana _____	14.33
6. Iowa _____	11.17
<b>Defensive Rebounds</b>	
1. Michigan State _____	25.78
3. Iowa _____	25.50
<b>Rebounding Allowed</b>	
1. Ohio State _____	32.8
8. Iowa _____	36.2
<b>Rebounding Margin</b>	
1. Michigan State _____	+6.0
5. Iowa _____	+0.4
<b>Blocked Shots</b>	
1. Illinois _____	4.94
9. Iowa _____	2.28
<b>Assists</b>	
1. Iowa _____	16.17
<b>Steals</b>	
1. Ohio State/Indiana _____	8.83
11. Iowa _____	5.17
<b>Turnover Margin</b>	
1. Indiana _____	+4.56
8. Iowa _____	-0.72
<b>Assist/Turnover Ratio</b>	
1. Iowa _____	1.15

## Big Ten League Stats

<b>Megan Skouby</b>	<b>Rank</b>	<b>Avg.</b>	<b>Kristi Smith</b>	<b>Rank</b>	<b>Avg.</b>
Free Throw Percentage	5th	.837	3-Pointers Made	1st	2.44
Blocked Shots	6th	1.28	Minutes Played	2nd	37.33
Field Goal Percentage	8th	.454	3-Point FG Percentage	3rd	.444
Rebounding	T-16th	5.4	Scoring	4th	15.2
Scoring	17th	11.4	Free Throw Percentage	4th	.841
			Assist/Turnover Ratio	7th	1.29
			Assists	7th	3.44
<b>Kachine Alexander</b>	<b>Rank</b>	<b>Avg.</b>	<b>Wendy Ausdemore</b>	<b>Rank</b>	<b>Avg.</b>
Assist/Turnover Ratio	2nd	1.59	3-pointers Made	5th	1.94
Rebounding	2nd	9.7	Field Goal Percentage	5th	.462
Assists	2nd	4.5	Scoring	6th	13.2
Defensive Rebounds	T-2nd	7.17	3-point FG Percentage	10th	.361
Offensive Rebounds	10th	2.5	Minutes Played	11th	34.44
Free Throw Percentage	15th	.757	Assists	T-14th	2.72
Field Goal Percentage	15th	.425			
Scoring	18th	10.9			
<b>Kamille Wahlin</b>	<b>Rank</b>	<b>Avg.</b>			
Assist/Turnover Ratio	1st	2.04			
3-Point FG Percentage	4th	.415			
Assists	11th	3.06			
Field Goal Percentage	11th	.446			
3-Pointers Made	T-13th	1.22			

### ALL-TIME SERIES

Iowa is 0-1 all-time against Georgia Tech, falling 76-57 on Nov. 28, 2007 in Iowa City. The meeting came in the inaugural Big Ten/ACC Challenge.

Iowa is 2-1 all-time against Oklahoma. This will be the Sooners' first-ever trip to Iowa City and Carver-Hawkeye Arena. The Hawkeyes have met the Sooners twice in the last five years. Iowa beat 21st-ranked Oklahoma, 54-47, in the championship game of the 2004 Junkanoo Jam in the Bahamas. The 22nd-ranked Sooners cruised past the Hawkeyes, 85-68, Nov. 25, 2005 in the first round of the Odwalla Classic in San Francisco, CA.

In the last meeting, Megan Skouby netted 11 points, while Kristi Smith and Wendy Ausdemore each tallied seven. All three players, who were freshman at the time, came off the bench. Oklahoma's Courtney Paris, who is a three-time all-American, poured in 30 points and 14 rebounds, while her sister Ashley had 14 points and seven rebounds.

Iowa saw, but did not play, Oklahoma last year. Iowa and Oklahoma were both in Cancun, Mexico, for the Caribbean Challenge, but the teams were in opposite brackets.

Iowa has never played Prairie View A&M. Prairie View A&M, who will be making its second-ever NCAA Tournament appearance, is located in Prairie View, TX, which is near Houston.

### HAWKEYE RECORD UPDATES

Iowa's stellar play has made its imprint on the Hawkeye record books throughout the season. Below is a list of some records tied and/or broken and some updated rankings in the Hawkeye record books.

<b>Triple-Doubles:</b>	Kachine Alexander broke the school record by collecting two this season
<b>Free throw percentage:</b>	Iowa's 2008-09 team ranks first in a single-season (.794, 446-562)
<b>3-point percentage:</b>	Iowa's 2008-09 team ranks eighth in a single-season (.364, 190-522)
<b>3-point percentage:</b>	Kristi Smith ranks eighth in a single-season (.420, 63-150)
<b>free throw percentage:</b>	Megan Skouby ranks 10th in a single-season (.827, 91-110)
<b>free throw attempts:</b>	Kachine Alexander has attempted 162 free throws, third-most in a single-season Kachine Alexander attempted 18 free throws vs. Ohio State to tie a CHA record*
<b>free throw makes:</b>	Kachine Alexander made 14 free throws vs. Ohio State to tie a CHA record*
<b>3-pointers:</b>	Kristi Smith ranks second in a single-season by an Iowa senior (63) Wendy Ausdemore ranks third in a single-season by an Iowa senior (59) Kamille Wahlin ranks third in a single-season by an Iowa freshman (26) Hannah Draxten ranks fifth in a single-season by an Iowa freshman (23)
<b>3-point attempts:</b>	Wendy Ausdemore attempted 14 vs. Penn State to tie the single-game record
<b>Rebounds:</b>	Kachine Alexander ranks second in a single-season by an Iowa sophomore (272)
<b>Assists:</b>	Kachine Alexander tied the school and arena record with 12 vs. Northwestern Kachine Alexander ranks fourth in a single-season by an Iowa sophomore (118) Kamille Wahlin ranks second in a single-season by an Iowa freshman (83)
<b>Blocks:</b>	Iowa's 12 blocks at Drake tied the school single-game record (vs. UCSB in 1995) Megan Skouby ranks fourth in a single-season by an Iowa senior (45)

\* - record for an Iowa player in Carver-Hawkeye Arena game



## Hawkeyes Ink Four Talented Recruits

Morgan Johnson, Gabby Machado, Jaime Printy and Theairra Taylor have signed National Letters of Intent to attend the University of Iowa.

"I am very happy with our recruiting class this year," said Bluder. "It is a strong class and I believe each player has an incredible upside. They are very good players now, but they can all become great players."

Printy, who became the youngest player (15) ever to verbally commit to the Iowa women's basketball program, is a two-time consensus all-state, all-conference and all-metro selection playing for Coach Bluder's alma mater, Linn-Mar High School. So far this season, Printy is averaging 17.7 points and 6.8 assists. A two-time team captain, she was named to the all-tournament team at the Iowa state tournament her junior season. The 5-11 guard averaged 18.2 points, 4.6 assists, 3.5 rebounds and 2.4 steals during her high school career. She is a 90 percent free throw shooter and has converted over 43 percent of her 3-point field goal attempts. The guard is ranked 78th on the ESPNU HoopGurlz Top 100 list.

Taylor is a two-time honorable mention Associated Press and Pioneer Press all-state honoree playing for St. Paul Central High School in Minnesota. So far this season, she is averaging 20.2 points, 8.6 rebounds, 3.9 steals and 2.6 assists. During her two years at Central, her team boasts a 60-4 record, including a perfect 32-0 record her sophomore season, and two 4AAAA state championships. Taylor is a three-time all-conference selection. She led the St. Paul Conference in scoring as a freshman at Como Park. She was named to the Wells Fargo All-Tournament team as a sophomore and junior, including being named MVP of the tournament and the gbbrecruit Player of the Week during the tournament last March. During last year's championship run, Taylor broke the state tournament free throw record. The 5-11 guard, who averaged 14 points last season, is ranked 94th on the ESPN HoopGurlz Top 100 list, including a 21st ranking in her position.

Johnson, a native of Platte City, MO, currently owns the Platte County High School record for career points (1,331), rebounds (864) and blocks (281), single-season scoring (502), blocks (113) and free throws made (107) and single-game scoring (33) and free throws made (16). The 6-5 center has been an all-conference and all-district honoree all three seasons and all-state the past two. Johnson was named team MVP all three years, as well. She has helped guide her team to a 53-29 record and the school's first-ever sectional championship, and second district and conference titles. Last season, her team posted a school-record 25 victories.

Machado, a native of Pontiac, MI, averaged 23 points, 14 rebounds and three assists last year for Northern High School. This season, Machado averages 22 points and 13 rebounds and has recorded a rare quadruple-double twice. She is ranked in the top ten in the 2009 class in the state of Michigan. She earned all-conference honors and was named to the Detroit News Class "A" All-State Honorable Mention and Associated Press State of Michigan Honorable Mention as a junior. She also earned first team all-Oakland County laurels last season. Machado is the school record holder for career rebounds (1,106). She averaged 17 points and eight rebounds as a sophomore and 15 points and eight boards her freshman campaign. She was rated the No. 1 power forward and No. 4 player overall in her class by michladyballers.com.

### IOWA, NCAA TOURNAMENT NOTES

- Iowa's senior class has amassed 73 wins, the third-most of a Lisa Bluder coached Iowa team. This year's seniors will be playing in their third NCAA Tournament. The last class to play in three NCAA Tournaments was the 2004 senior class.
- Iowa boasts a perfect 11-0 record when allowing 59 points or less, are 16-2 when shooting a higher field goal percentage than its opponents, 20-2 when scoring 60 points or more, 18-1 when leading at halftime and 10-2 in games decided by 10 points or less.

- Georgia Tech Head Coach MaChelle Joseph has Big Ten ties. Joseph was a four-year starter at Purdue (1989-92). She was named Big Ten Freshman of the Year (1989), first team all-league (1990-92) and Conference Player of the Year her senior campaign (1992). Joseph was also an assistant coach at Illinois for one season (1992-93) and Purdue for three (1993-96).

- Prairie View A&M's head coach is Cynthia Cooper-Dyke. Cooper-Dyke won four WNBA titles with the Houston Comets and was named the league's MVP in 1997 and 1998.

- In addition to the Paris twins, Oklahoma's roster includes Carlee Roethlisberger and Abi Olajuwon. Roethlisberger is the younger sister of Pittsburgh Steeler QB Ben Roethlisberger. Olajuwon is the daughter of NBA legend Hakeem Olajuwon. Eight states are represented on OU's roster.

- Iowa pulled off the largest second-half comeback in school history when it rallied from 20 points down to beat Penn State 63-57 on Feb. 15, 2009, in University Park, PA.

- Last year, Iowa went 13-5 in Big Ten play to win a share of the regular season title with Ohio State. The Hawkeyes finished with the same league record this season, 13-5. Iowa has won 13 conference games or more in a single-season 14 times. Twelve of the 14 times have come during 18-game league schedules.

- Kachine Alexander has grabbed 272 rebounds, which is the most by a Hawkeye, since Randi Peterson grabbed 273 during the 2000-01 campaign. Amy Herrig secured 306 her senior season in 1998-99.

- Iowa won six true road games during the regular season, including five during Big Ten play. The five victories during conference play rank fourth-best in the league. Ohio State, Purdue and Michigan State each had six road wins to rank first.

- Kachine Alexander, who stands 5-9, finished the regular season ranked second in rebounding, pulling down 9.7 per contest in 18 league games. Also, Alexander has attempted the second-most free throws of any Big Ten athlete (162) in 31 games. The 162 free-throw attempts are only nine from the school single-game record.

- Iowa had four players ranked in the top-15 in Big Ten assists: Kachine Alexander (second, 4.5); Kristi Smith (seventh, 3.44); Kamille Wahlin (11th, 3.06); Wendy Ausdemore (14th, 2.72). Also, three of the four rank high in assist/turnover ratio: Kamille Wahlin (first, 2.04); Kachine Alexander (second, 1.59); Kristi Smith (seventh, 1.29).

- Iowa's senior trio of Kristi Smith (1,447), Megan Skouby (1,435) and Wendy Ausdemore (1,331) is the first-ever senior class of three players in Big Ten history to eclipse 1,300 points each.

- Iowa shoots 80.2 percent (69-86) from the foul line the last two minutes of games, including 85.4 percent (53-62) with under a minute to go.

- Kristi Smith has reached double digits a team-best 24 times this year, including 16 of the last 17 games. Also, Smith has made 37-38 (.974) from the free-throw line, dating back to the Indiana game (Feb. 5).

- Kristi Smith's 63 triples this season are a single-season best for the senior and rank second-best in school history for an Iowa senior.

- Kamille Wahlin ranked second in assists (3.06), scoring (8.7) and 3-point percentage (.415), third in rebounding (3.6), and fifth in field goal percentage (.446), amongst Big Ten freshmen, amongst Big Ten freshmen, in conference games only rankings. She boasts a staggering 2.3 assist/turnover ratio in her 13 starts.

- Iowa players have corralled double-digit rebounds 22 times this season. Kachine Alexander has accomplished the feat a team-best 13 times, JoAnn Hamlin six times, Wendy Ausdemore three times and Megan Skouby once. The last time an Iowa player controlled double-digit rebounds 13 times or more in a season was Amy Herrig (18), during the 1998-99 season.

- Iowa has an RPI rating of 37th in the country and strength of schedule is 41st. Georgia Tech is rated 35th in the RPI and 47th in strength of schedule.



### **LAST MEETING VS. GEORGIA TECH**

It took spectacular efforts by Chioma Nnamaka and Janie Mitchell to carry Georgia Tech to a deceptively lopsided, 76-57, victory over Iowa in Carver-Hawkeye Arena on Nov. 28, 2007. The game was part of the inaugural ACC/Big Ten Challenge.

Iowa's Wendy Ausdemore made all seven of her second-half field goal attempts, including all three 3-point attempts, to score 18 points over the final 20 minutes. With 8:15 remaining, Ausdemore pulled down a defensive rebound as the Hawkeyes nursed a 50-49 lead. Over the final seven-plus minutes, Georgia Tech outscored Iowa 27-7.

The Yellow Jackets scored 55 of their 76 points off turnovers and second-chance points. Iowa committed 26 miscues.

Nnamaka scored 17 of her game-high 24 points in the final 20 minutes. Mitchell scored 11 of her 18 points in the second half with seven points and two assists coming during the final five minutes. Ausdemore led Iowa with 23 points, eight rebounds and three assists.

Ausdemore scored nine consecutive points from the 16:37 mark to the 14:24 mark. Her 10-foot jumper off a drive to through the middle of the lane tied the game at 40. Following a technical foul on Georgia Tech Coach MaChelle Joseph, Iowa's Megan Skouby made both free throws, giving the Hawkeyes their first lead (42-40) since 9:19 remained in the first half. Skouby added seven points with a blocked shot.

For the game, Iowa shot 42 percent from the field (21-50) and 78.6 percent from the line (11-14). During the second half, Ausdemore scored 18 points and the rest of the team combined for 13 points.

### **SMITH AND SKOUBY BATTLE FOR EIGHTH PLACE**

Only 12 points separate Megan Skouby and Kristi Smith for eighth place on Iowa's all-time scoring list. Smith has amassed 1,447 points, followed by 1,435 for Skouby. Skouby (118) has played four fewer games than Smith (122).

Wendy Ausdemore (1,331) is only four points from surpassing Lisa Becker for 10th place.

### **COMPARING SMITH AND WAHLIN'S FRESHMAN NUMBERS**

Kamille Wahlin is on the same path as Kristi Smith in her freshman season. Below are Kamille's and Kristi's freshman year numbers.

#### **Kristi Smith's Freshman Campaign in 2005-06**

GP/GS	FG-FGA	3-Ptrs	FT-FTA	RB	AS	ST	PTS	AVG
29/21	74-156	22-53	36-43	61	82	29	206	7.1

#### **Kamille Wahlin's Freshman Campaign in 2008-09**

GP/GS	FG-FGA	3-Ptrs	FT-FTA	RB	AS	ST	PTS	AVG
31/14	86-181	26-64	31-42	97	83	21	229	7.4

### **NATIONAL RANKINGS**

The Iowa Hawkeyes rank high in a number of statistical categories nationally in Division I.

Stat	Ranking
Free Throw Percentage	4th (.794)
3-Point Percentage	19th (.364)
Assist/Turnover Ratio	24th (0.97)
Assists	33rd (15.3)
Fewest Personal Fouls	35th (14.8)
Field Goal Percentage	40th (.432)

Stat	Individual (Ranking)
3-Point Percentage	Kristi Smith (16th, .420)
Free Throw Percentage	Megan Skouby (45th, .827)
Rebounds	Kachine Alexander (64th, 8.8)

### **KASHIN' IN**

Sophomore Kachine Alexander, who is a second team all-Big Ten honoree, has made a name for herself in the Big Ten with her improved play. Last year, she played only 18 games, averaging 2.2 points, 2.9 rebounds and 0.7 assists. Through 31 games this season, she is averaging 9.7 points, 8.8 rebounds and 3.8 assists.

Alexander, who stands 5-9, ranked second in rebounding (9.7), defensive rebounding (7.17), assist/turnover ratio (1.59) and assists (4.5), 10th in offensive rebounds (2.5), 15th in free throw percentage (.757) and field goal percentage (.425), and 18th in scoring (10.9), in Big Ten Conference games only.

Additionally, she became the first Big Ten player to ever post two triple-doubles in the same season when she accomplished the feat twice in four games. The Minneapolis, MN, native had 10 points, 11 rebounds and 12 assists vs. Northwestern (Jan. 18) and 26 points, 21 rebounds and 10 assists vs. Penn State (Feb. 1). Both games were Iowa wins.

### **PREF-SEASON RANKINGS**

Iowa was picked to finish fourth in the Big Ten by the league coaches and fifth by a selected media panel. The coaches picked Purdue to win the conference, while the media selected Ohio State.

The Buckeyes won outright, or shared, the last five regular season titles, which includes this season. Iowa finished in a three-way tie for second place with Michigan State and Purdue this season.

### **SENIOR DUO IN THE RECORD BOOKS**

Seniors Kristi Smith and Wendy Ausdemore have their names all over the Hawkeye record books for 3-point shooting. Smith, who will compete in ESPN's 3-Point Shootout at the Men's Final Four on April 2 in Detroit, MI, is shooting at a 40.9 percent (183-447) clip for her career, which ranks second in Big Ten history behind Ohio State's Caitly Matter (.411, 270-657). Ausdemore (.406, 219-539) ranks third-best in league history. Former Hawkeye Lindsey Meder (.405, 261-644) ranks fourth.

Ausdemore's 219 treys ranks second in Iowa annals behind Meder's 261. Smith's 183 triples rate third best. Smith's 63 treys this season rank second-best in Iowa single-season history for a senior, while Ausdemore's 59 rank third. Last season, Ausdemore was 78-171 (.456), with her percentage ranking third in the nation, and first among players with over 150 attempts. Also, Ausdemore made a school-best 62 triples as a sophomore and 78 as a junior.

### **MAKING THE FREEBIES**

Iowa has done an amazing job, recently, getting to the free throw line and taking advantage of the free shots. The Hawkeyes attempted an average of 17.9 free throws the last nine games and made 14.6 of those attempts (.817, 161-197).

Senior Megan Skouby ranks third in the conference and 45th nationally in free throw accuracy, shooting .827 (91-110). Wendy Ausdemore has missed only five free throw attempts this season (52-57, .912). Kachine Alexander has attempted the second-most free throws in the Big Ten this season (162). The 162 are the most by a Hawkeye since Kristi Faulkner attempted 165 in 33 games during the 2002-03 campaign. The school record for free throw attempts is Amy Herrig's 169, which she established in 1998-99.

As a team, Iowa shoots .794 (446-562) from the charity stripe, ranking fourth in the nation. The Hawkeyes have nearly made as many free throws (446) as their opponents have attempted (456). Iowa is on pace to shatter the Big Ten single-season record for free throw percentage. The record is 78.8 percent (461-585), which was established by the Hawkeyes during the 2006-07 campaign.





**WINS, LOSSES COMPARISONS**

There are big differences, statistically in Iowa's wins vs. losses. The Hawkeyes average 18.4 more points in victory. Also, Iowa averages 5.4 fewer turnovers in its victories. Finally, Iowa averages .396 from behind the 3-point arc in its wins, compared to only .304 in defeat.

Individually, Kristi Smith averages 15.1 points, including making 45-100 (.450) from 3-point territory, in victories. Also, Kachine Alexander averages 11.5 points, 4.9 assists and 9.8 rebounds in Hawkeyes wins. In losses, Smith averages only 9.7 points, while Alexander averages 6.0 points and 1.6 assists.

	FG%	3-PT%	FT%	REB	AST	TO	PTS
Wins	.462	.396	.802	39.0	17.0	14.0	74.1
Losses	.366	.304	.768	36.2	11.6	19.4	55.7

**HOME, AWAY COMPARISONS**

Iowa averages 12.3 more points at home than on the road. The Black and Gold have a much-higher free throw percentage at home (.824) than on the road (.758). Iowa averages 3.0 more rebounds per game, 4.8 more assists and 2.0 fewer turnovers at home than on the road.

	FG%	3-PT%	FT%	REB	AST	TO	PTS
Home	.460	.373	.824	39.9	17.9	14.6	74.9
Away	.409	.357	.758	36.6	13.1	16.6	62.6

**DOUBLE-DOUBLES**

Last season, Iowa had only three players record a double-double in 32 games (Wendy Ausdemore, Johanna Solverson and Megan Skouby). This season, Iowa has had five different players post double-doubles a total of 17 times through 31 games. The last time Iowa had at least 17 double-doubles in a season was during 1998-99 campaign. That team collected a total of 22 double-doubles.

Kachine Alexander has posted a team-best eight double-doubles this season, which includes two triple-doubles. The sophomore registered double-doubles vs. Providence, Michigan, No. 13 Ohio State, Wisconsin and Illinois, and also added triple-doubles vs. Northwestern and Penn State. The last Iowa player to record eight or more double-doubles in a season was Jennie Lillis in 2002-03. Lillis had nine double-doubles that season.

JoAnn Hamlin has four double-doubles (Boston, Iowa State, Minnesota and Wisconsin) this year. Wendy Ausdemore collected double-doubles vs. Texas Tech and South Florida in the Paradise Jam and also at Penn State. Kamille Wahlin had her first double-double vs. Michigan, while senior Megan Skouby posted her first career double-double at Minnesota.

**IOWA DOUBLE-DOUBLES THIS SEASON (17)**

- Kachine Alexander (8)**..... 15 points, 11 rebounds vs. Providence (11/23)
- ..... 10 points, 11 rebounds, 12 assists vs. Northwestern (1/18)\*
- ..... 10 points, 14 rebounds vs. Michigan (1/26)
- ..... 26 points, 21 rebounds, 10 assists vs. Penn State (2/1)\*
- ..... 16 points, 14 rebounds vs. Ohio State (2/12)
- ..... 15 points, 12 rebounds vs. Wisconsin (2/19)
- ..... 13 points, 11 rebounds vs. Illinois (2/26)
- ..... 15 points, 13 rebounds vs. Minnesota (3/6)
- JoAnn Hamlin (4)** .....
- ..... 14 points, 10 rebounds vs. Boston (11/22)
- ..... 18 points, 10 rebounds vs. Iowa State (12/7)
- ..... 10 points, 10 rebounds at Wisconsin (12/28)
- ..... 21 points, 10 rebounds vs. Minnesota (1/11)
- Wendy Ausdemore (3)**.....
- ..... 17 points, 10 rebounds vs. Texas Tech (11/27)
- ..... 21 points, 11 rebounds, vs. South Florida (11/28)
- ..... 15 points, 12 rebounds at Penn State (2/15)

- Kamille Wahlin (1)** .....
- ..... 14 points, 10 assists vs. Michigan (1/26)
- Megan Skouby (1)**.....
- ..... 21 points, 11 rebounds (2/8)

\* - denotes a triple-double

**REACHING DOUBLE FIGURES**

The following are Iowa's number of double figure games in scoring and rebounding, both for the 2008-09 season and career:

	Points		Rebounds	
	'08-09	Career	'08-09	Career
Kristi Smith .....	25	78	0	0
Megan Skouby.....	17	72	0	1
Wendy Ausdemore.....	21	71	2	4
Kachine Alexander.....	14	14	14	15
Kamille Wahlin.....	9	9	0	0
JoAnn Hamlin .....	8	10	6	6
Nicole VanderPol .....	0	6	0	0
Lindsey Nyenhuis.....	0	5	0	0

**HAWKEYES-LADY LIONS MAKE BIG TEN HISTORY**

The Iowa-Penn State triple overtime game on Feb. 1, in Iowa City, made Big Ten history. Iowa became the first Big Ten school to win a triple overtime conference game, since league play officially began in 1982-83.

**TRIFECTA MAKES HISTORY**

Iowa has three seniors who have reached the 1,300-point plateau. Wendy Ausdemore, Megan Skouby and Kristi Smith became the first trio, from the same class, in Big Ten history to ever eclipse 1,300 points! Purdue and Illinois each have three members from their 1988 class score 1,000 points or more.

Smith currently has 1,447 points, followed by Skouby (1,435) and Ausdemore (1,331).

Skouby and Smith accomplished the feat last season as juniors, while Ausdemore topped 1,000 points early this season.

Ausdemore netted a game-high 21 points in an overtime loss to South Florida (Nov. 28, 2008). The native of Neola, IA, reached 1,000 points in 97 games.

Skouby scored six points at No. 20 Ohio State (Feb. 21, 2008) to become the 24th Hawkeye to amass 1,000 career points. Skouby, who is a native of Mentor, OH, accomplished the feat in only 82 games and she did so in front of family and friends.

Smith netted 19 points vs. Purdue (March 8, 2008) to become the 25th Iowa player to tally 1,000 points. The Thornton, CO, native accomplished the feat in 90 contests.

**DISTRIBUTING THE BALL**

Kachine Alexander has been putting up big assist numbers. The sophomore had eight assists vs. Minnesota (Jan. 11) and followed up that performance with nine at Illinois (Jan. 15). Against Northwestern (Jan. 18), Alexander collected a game and career-high 12 helpers. The 12 assists tied the school single-game and Carver-Hawkeye Arena record. She was credited with 10 dimes vs. Penn State (Feb. 1). Alexander ranked second in assists (4.69), in league play.

Alexander's 29 combined assists vs. Minnesota, Illinois and Northwestern are believed to be the most ever by a Hawkeye in a three-game span.

Iowa is 10-0 this season when Alexander has five assists or more, and only 2-7 with two assists or fewer.



### **TRIPLE THREAT**

Kachine Alexander, who was tabbed second team all-Big Ten and earned conference Player of the Week honors twice this year (Jan. 20 and Feb. 3), is the first player in Big Ten history to record two triple-doubles in a season.

The 5-9 guard totaled 10 points, 11 rebounds and 12 assists in Iowa's win against the Northwestern Wildcats. The 12 assists are a personal best and match the school single-game and Carver-Hawkeye Arena record.

She became the first player to register a triple-double during a Big Ten game since Feb. 8, 2007, when Ohio State's Jessica Davenport tallied 17 points, 10 rebounds and 11 blocks against Minnesota. The last triple-double involving points, rebounds and assists in league play was courtesy of Iowa's Cara Consuegra (17 points, 10 rebounds, 10 assists) on Feb. 3, 2000.

The sophomore repeated the feat three games later when she totaled 26 points, 21 rebounds and 10 assists in a triple-overtime triumph over Penn State. She is the only Hawkeye to ever record two triple-doubles.

Alexander is one of only four NCAA Division I student-athletes to post multiple triple-doubles this season. Kansas State's Shalee Lehnig, UT-San Antonio's Monica Gibbs and St. Mary's Louella Tomlinson are the other three players to have two triple-doubles this year. In total, there have been 13 triple-doubles, by a total of nine different players in 2008-09.

Alexander became only the second Iowa basketball player, male or female, to post a triple-double (Cara Consuegra).

### **WAHLIN SHINES IN STARTING ROLE**

Kamille Wahlin moved to a starting role the last 13 games. She first entered the starting lineup after JoAnn Hamlin went down with an injury, but has remained in the starting lineup since Hamlin's return.

In her 13 career starts, Wahlin averages 11.3 points, 4.5 rebounds and 4.2 assists and a staggering 2.3 assist/turnover ratio and 35 minutes of action. Wahlin has posted double figures in eight of her 13 starts. She ranked second in assists (3.06), scoring (8.7) and 3-point percentage (.415), third in rebounding (3.6), and fifth in field goal percentage (.446), amongst Big Ten freshmen, in conference games only rankings. Additionally, she ranked first in assist/turnover ratio (2.04), fourth in 3-point percentage (.415), 11th in assists (3.06) and field goal percentage (.446), in conference games only rankings.

In her first career start against Michigan (Jan. 26), she posted a double-double, the first of her career, recording 14 points and a personal-best 10 assists. The 10 assists are believed to be the most in a single-game by an Iowa freshman.

At Michigan State, Wahlin was under the weather, with the flu, but still managed to play 27 minutes and collect six points and two assists. In Iowa's triple overtime thriller, the freshman logged 43 minutes of court time, recording 18 points and seven boards.

Wahlin helped Iowa to a two-point victory (69-67) over Indiana on Feb. 5. The freshman tallied 10 points, seven rebounds and five assists. At Minnesota, she was credited with eight points, seven rebounds and a game-high six assists.

The native of Crookston, MN, netted a personal-best 19 points and collected a team-high five assists in Iowa's 10-point upset home win over No. 13 Ohio State. Wahlin was credited with 10 points and a personal-best eight boards in Iowa's last win vs. Wisconsin. She contributed a team-high 13 points in Iowa's home victory over Illinois.

Wahlin tallied 13 of her 16 points in the second half and also dished out a game-high six assists in Iowa's win at Northwestern.

In two games at the Big Ten Tournament, Wahlin averaged 9.5 points, 5.0 assists and 4.0 rebounds. Wahlin posted team highs in points (11), rebounds (7) and assists (7) against top-seeded Ohio State in the semifinals.

### **HAWKEYES ADVANCE TO BIG TEN TOURNAMENT SEMIFINALS**

The Iowa Hawkeyes, who were seeded fourth, advanced to the Big Ten Tournament semifinals. Iowa cruised past Minnesota, 79-64, in the quarterfinals, but fell to top-seeded, and eventual champion, Ohio State, 72-56 in the semifinals.

Against Minnesota, Iowa had four players score in double figures. Wendy Ausdemore led all scorers, pouring in 25 points, bolstered by 10-16 shooting from the field, including 4-5 from 3-point territory. Kristi Smith and Kachine Alexander each chipped in 15 points, while Megan Skouby added 10. Alexander also secured a game-high 13 rebounds, while Smith dished out a team-high five assists.

The Buckeyes sprinted out to a 20-2 advantage and never looked back. Kamille Wahlin posted team highs in scoring (11), rebounds (7) and assists (6) for the Black and Gold. Smith contributed 11 points, while Ausdemore and Skouby netted nine points each.

### **HOME GROWN HAWKEYES**

Iowa's 2008-09 roster features four players from the state of Iowa (Wendy Ausdemore, Kelsey Cermak, Kelly Krei and Nicole VanderPol). The Hawkeyes also have three players from Minnesota (Kachine Alexander, Hannah Draxten and Kamille Wahlin). Iowa's 13-person roster also features players from Ohio (Shante Jones and Megan Skouby), Colorado (Kristi Smith), Kansas (JoAnn Hamlin) and Michigan (Lindsey Nyenhuis).

### **IOWA FAST BREAKS**

- Senior Nicole VanderPol will not play the rest of the year, due to injury. VanderPol played in the first two games of the season and saw a couple seconds on "Senior Night" vs. Illinois on Feb. 26.
- Iowa has only three wins this season when trailing at the half: two coming against Penn State and the other vs. Wisconsin. The Hawkeyes were behind by two (36-34) at intermission vs. Penn State Feb. 1. The Black and Gold also trailed the Lady Lions 41-23 Feb. 15 on the road. Iowa rallied from 12 points down in the first half against the Lady Lions (Feb. 1) and a school-record 20 points in the second half (Feb. 15) at Penn State. Iowa trailed Wisconsin 32-30 at the break, but won by seven (72-65) on Feb. 19 in Iowa City.
- Iowa is 139-18 when leading at the half in nine years under Coach Bluder, including 18-1 this season. The Hawkeyes are 118-26 when holding opponents to 69 points or less, including a 57-4 mark when opponents score 59 points or less.
- Five of the eight teams that competed in the November Paradise Jam will be competing in the NCAA Tournament: Iowa, Villanova, California, Baylor and Central Florida. The other three teams that competed were Texas Tech, South Florida and Wisconsin, who were a couple wins shy from, likely, earning an at-large berth to the tournament.
- Iowa's 12 blocks at Drake (Dec. 20) tied the school single-game record previously set vs. UC Santa Barbara in 1995.
- Iowa played seven non-conference games against teams from a major conference: Big East (Providence and South Florida), Pac-10 (California), ACC (Duke), Big 12 (Kansas, Texas Tech and Iowa State).
- Megan Skouby tied a Paradise Jam tournament game record with four blocked shots against Texas Tech (11/27/08). Additionally, she blocked a career-high six shots at Purdue (1/8/09).
- Wendy Ausdemore's 14 three-point attempts vs. Penn State (Feb. 1) tied a school single-game record. Crystal Smith attempted 14 triples at Louisiana Tech, while Lindsey Meder shot 14 treys vs. Colorado and Ohio State.
- Iowa boasted a +21.3 scoring margin in its three wins over in-state competition. The Hawkeyes dropped Iowa State by 20, Northern Iowa by 26 and Drake by 18.
- Iowa was 4-0 in bus trips this season (Drake, Wisconsin, Illinois and Northwestern).



### **HAWKEYES RANKED WELL IN BIG TEN STATISTICS**

The Iowa Hawkeyes ranked first in six statistical Big Ten games only categories: scoring (69.8), free throw percentage (.797), 3-pointers made (6.83), 3-point field goal percentage (.389), assist/turnover ratio (1.15) and assists (16.17).

Individually, Kachine Alexander ranked second in assist/turnover ratio (1.59), rebounding (9.7), defensive rebounding (7.17) and assists (4.5). Kristi Smith ranks first in 3-pointers made (2.44), second in minutes played (37.33), third in 3-point percentage (.444) and fourth in scoring (15.2). Megan Skouby rated fifth in free throw percentage (.837), sixth in blocked shots (1.28) and eighth in field goal percentage (.454). Kamille Wahlin ranked first in assist/turnover ratio (2.04), fourth in 3-point percentage (.415), and 11th in assists (3.06) and field goal percentage (.446). Wendy Ausdemore ranked fifth in 3-pointers (1.94) and field goal percentage (.462), and sixth in scoring (13.2).

### **FITZGERALD EARNS PRESTIGIOUS AWARD**

Former Drake athlete Jenni Fitzgerald received the Drake Double D Award in Des Moines, IA, on Jan. 17.

The award is presented annually to Drake letterwinners for achievements in their chosen fields of endeavor and/or community service since leaving Drake. The Double D Award is the highest honor Drake bestows on its student-athletes. Since its inception in 1968, the Double D honor has been presented to 234 former Drake letterwinners.

Fitzgerald was the starting point guard for the Drake women's basketball team from 1986-91. She was named team MVP as a junior and was named captain as a senior while earning All-Gateway Conference honors.

She was a four-year starter for the Bulldogs and only the second player in Drake history to start every game of her collegiate career.

Fitzgerald graduated from Drake, ranking second on the school career steals list (250) third on the school career free throw percentage chart (.802) and third on the school career assist list (516).

In February 2007, Jan Jensen, who also played women's basketball at Drake, earned the Double D Award.

### **IOWA VS. RANKED TEAMS**

Iowa played five games against ranked opponents this season (No. 3 California, No. 12 Duke, No. 12 Ohio State, No. 13 Ohio State and No. 22 Iowa State). Iowa went 2-3 against those teams, beating Iowa State (66-46) and Ohio State (85-75) at home, but falling at Duke (71-47), vs. California (76-43) in the Paradise Jam and Ohio State (72-56) in the Big Ten Tournament semifinals in Indianapolis, IN. Below are Iowa's most recent wins vs. nationally ranked opponents:

**At Home:** 85-75 over 13th-ranked Ohio State, 2/12/09  
**On the Road:** 78-67 over 18th-ranked Michigan State, 2/1/04  
**Neutral Court:** 54-47 over 21st-ranked Oklahoma, 11/27/04

### **PLAYER AND STAFF HEADSHOTS**

Media can download updated color headshots of the Iowa Hawkeye players and coaching staff at:

<http://women.hawkeyebasketball.com>

### **JANE MEYER NAMED WOMEN'S BASKETBALL COMMITTEE CHAIR**

Jane Meyer, senior associate director of athletics at the University of Iowa, will serve as chair of the NCAA Division I Women's Basketball Committee during the 2009-10 academic year. The appointment was made by the committee and confirmed by the NCAA Division I Championships/Sports Management Cabinet.

Meyer's term as chair will begin Sept. 1. Currently serving her fourth year as a member of the committee, she will succeed Jacki Silar, associate director of athletics at Duke University, who is serving as chair of the committee for 2008-09 and will continue to serve on the committee for the 2009-10 academic year.

"To have had the opportunity to work alongside past chairs Joni Comstock, Judy Southard and Jacki Silar for the last four years has been a great experience. Their leadership has been extraordinary," Meyer said. "To be selected chair of this committee is an honor. With so many good things happening in our game, it's an exciting time to be working with the NCAA Division I Women's Basketball Championship."

### **CREDITS**

This Iowa NCAA Tournament guide was compiled and edited by the University of Iowa Sports Information Office to assist the media in their coverage of the 2008-09 Iowa Hawkeyes in the upcoming conference tournament. It is intended to supplement, not duplicate, the 2008-09 Iowa Women's Basketball Media Guide. Special thanks go to those writers whose work appears in this booklet.







# University of Iowa Women's Basketball

## Updated Iowa Player Bio



## Kachine Alexander

**So., 5-9, Guard**  
**Minneapolis, MN**  
**Benilde-St. Margaret's HS**

#21

- Second team all-Big Ten by the league coaches and third team by the media
- Ranked second in rebounding (9.7), defensive rebounding (7.17), assist/turnover ratio (1.59) and assists (4.5), 10th in offensive rebounds (2.5), 15th in free throw percentage (.757) and field goal percentage (.425), and 18th in scoring (10.9), in Big Ten Conference games only
- Attempted 162 free throws this season, the second-most in the Big Ten; only seven more attempts from Iowa's single-season mark
- Iowa is 10-0 when she collects five assists or more
- Pulled down double-digit rebounds or more a team-best 14 times
- Shared or led the team in rebounding a team-best 19 times
- Her 272 rebounds this year are the second-most by an Iowa sophomore in a single-season
- Her 12 assists vs. Northwestern (Jan. 18) tied the school single-game and Carver-Hawkeye Arena record
- Her 14 free throws made and 18 attempted vs. Ohio State (Feb. 12) are Carver-Hawkeye Arena records, by an Iowa player
- Posted two triple-doubles this season (vs. Northwestern and Penn State)
- Posted a team-best eight double-doubles, which includes two triple-doubles
- Recorded first triple-double (10 points, 11 rebounds, 12 assists) in win over Northwestern, Iowa's first since Cara Consuegra vs. Indiana (Feb. 3, 2000)
- Became the first Big Ten player in history to record two triple-doubles in a season when she collected 26 points, 21 rebounds and 10 assists in 50 minutes of action in triple overtime victory vs. Penn State with the 26 points and 21 rebounds being personal bests
- Scored 10 points, dished out three assists and posted game highs in blocks (3) and rebounds (6) in season opening win vs. Texas State
- Scored 15 points and grabbed 11 rebounds in win over Providence
- Tallied eight points, five boards and two assists in victory over Texas Tech at the Paradise Jam
- Grabbed nine rebounds and collected two points, one assist and one steal in road loss at #12 Duke
- Netted a career-high 18 points and also secured eight rebounds, three assists and two steals in victory over #22 Iowa State
- Posted seven points, pulled down 12 rebounds, and had two assists and a game-high two steals in win over UNI
- Pulled down a team-high eight rebounds, collected five assists and netted 11 points in road victory at Drake
- Tallied eight points and collected game highs in rebounds (11) and assists (5) in road triumph at Wisconsin
- Scored 15 points, bolstered by a career-high 11-13 shooting from the foul line, and corralled a team-high eight rebounds in home loss to Purdue
- Grabbed a game-high 10 rebounds and scored nine points, bolstered by 7-8 shooting from the foul line in road loss at Indiana
- Collected 10 points, five rebounds, two steals and a game-high eight assists in home win over Minnesota
- Pulled down a team-high 10 rebounds, dished out a game-high nine assists and netted six points in road victory at Illinois
- Posted her first career triple-double (10 points, 11 rebounds and 12 assists) in home triumph over Northwestern
- Recorded a double-double, scoring 10 points and pulling down a game-high 14 rebounds, and also dished out four assists in home win over Michigan
- Had nine points and six rebounds in loss at Michigan State
- Tallied nine points and secured a team-high eight boards in home triumph over Indiana
- Scored 14 of her 16 points from the free throw line and also controlled a game-high 14 rebounds in upset victory over #13 Ohio State

## Alexander. Game-by-Game

Opp.	S	FG	3-PT	FT	O-D/RE	PF	TP	A	T	B	S	M
Texas State	Y	4-9	0-2	2-4	1-5-6	1	10	3	3	3	1	24
at Kansas	Y	0-4	0-0	3-4	5-5-10	5	3	2	3	0	0	24
Boston	Y	1-3	0-1	2-3	1-0-1	1	4	5	2	0	0	25
Providence	Y	4-6	1-1	6-8	3-8-11	1	15	3	4	0	0	35
vs. Texas Tech	Y	3-5	0-0	2-4	1-4-5	2	8	2	3	0	0	28
vs. USF	Y	0-5	0-1	3-4	0-5-5	4	3	3	4	0	0	32
vs. #3 Cal	Y	1-4	0-1	0-0	2-2-4	1	2	3	4	0	1	17
at #12 Duke	Y	1-4	0-0	0-0	2-7-9	2	2	1	6	0	1	27
#22 Iowa St	Y	6-11	0-1	6-6	4-4-8	2	18	3	2	0	2	32
UNI	Y	1-3	0-0	5-6	4-8-12	1	7	2	4	0	2	27
at Drake	Y	4-7	0-0	3-4	3-5-8	1	11	5	0	1	1	28
at Wisconsin	Y	4-8	0-1	0-2	2-9-11	3	8	5	4	1	1	32
Purdue	Y	2-5	0-0	11-13	3-5-8	5	15	2	4	0	0	33
at Indiana	Y	1-8	0-0	7-8	3-7-10	2	9	0	2	0	0	31
at Purdue	Y	3-6	0-0	1-3	0-3-3	1	7	0	4	0	1	29
Minnesota	Y	4-11	0-1	2-3	3-2-5	3	10	8	1	0	2	30
at Illinois	Y	2-7	0-0	2-5	1-9-10	2	6	9	1	1	0	32
N'western	Y	3-5	0-0	4-4	1-10-11	0	10	12	4	0	1	29
Michigan	Y	3-8	1-1	3-4	2-12-14	4	10	4	3	1	1	34
at Mich. State	Y	1-7	0-0	7-10	1-5-6	4	9	1	2	0	1	23
Penn State	Y	8-13	0-0	10-10	8-13-21	3	26	10	5	0	2	50
Indiana	Y	4-6	0-0	1-1	4-4-8	5	9	3	2	0	1	30
at Minnesota	Y	0-1	0-0	2-2	2-3-5	3	2	3	4	0	0	30
#13 Ohio State	Y	1-1	0-0	14-18	3-11-14	4	16	4	3	0	0	29
at Penn State	Y	1-5	0-1	7-10	1-8-9	3	9	4	2	0	2	28
Wisconsin	Y	5-7	0-0	5-6	2-10-12	3	15	5	5	0	1	35
at Michigan	Y	3-9	0-0	3-4	3-5-8	3	9	5	4	0	1	36
Illinois	Y	4-10	0-0	5-7	3-8-11	1	13	5	1	0	0	31
at N'western	Y	5-10	0-0	3-5	3-5-8	4	13	1	0	0	1	33
vs. Minnesota	Y	7-11	0-0	1-2	6-7-13	2	15	4	3	0	2	34
vs. #12 Ohio St	Y	4-12	0-1	0-2	4-2-6	1	8	1	1	0	1	27

- Credited with nine points and nine rebounds, all in the second half, in a 20-point come-from-behind win at Penn State
- Registered her sixth double-double of the year with 15 points and a team-high 12 rebounds, and also dished out a team-high five assists in home win over Wisconsin
- Collected nine points, eight rebounds and a team-high five assists in road triumph at Michigan
- Posted team highs in points (13) and rebounds (11) and also collected five assists in home win over Illinois
- Recorded 13 points and a game-high eight rebounds in road victory at Northwestern
- Posted her team-best eighth-double-double (15 points, 13 rebounds) in Big Ten Tournament quarterfinals win over fifth-seeded Minnesota

### Personal Bests

<b>Points:</b>	26, vs. Penn State, 2/1/09
<b>Rebounds:</b>	21, vs. Penn State, 2/1/09
<b>FGM:</b>	8, vs. Penn State, 2/1/09
<b>FGA:</b>	13, vs. Penn State, 2/1/09
<b>FTM</b>	14, vs. Ohio State, 2/12/09
<b>FTA:</b>	18, vs. Ohio State, 2/12/09
<b>Assists:</b>	12, vs. Northwestern, 1/18/09
<b>Steals:</b>	2, six times, last vs. Penn State, 2/1/09
<b>Blocks:</b>	3, vs. Texas State, 11/16/08
<b>Minutes:</b>	50, vs. Penn State, 2/1/09

### CAREER STATISTICS

YEAR	G/GS	FG-A	PCT	3-PT	PCT	FT-A	PCT	RB	AVG	PF-FO	AS	TO	BK	ST	PTS	AVG
Fresh.	18/0	14-40	.350	0-1	.000	12-24	.500	52	2.9	21-0	12	15	2	10	40	2.2
Soph.	31/31	90-211	.427	2-12	.167	120-162	.741	272	8.8	77-3	118	90	7	26	302	9.7
<b>TOTALS</b>	<b>49/31</b>	<b>104-251</b>	<b>.414</b>	<b>2-13</b>	<b>.154</b>	<b>132-186</b>	<b>.710</b>	<b>324</b>	<b>6.6</b>	<b>98-3</b>	<b>130</b>	<b>105</b>	<b>9</b>	<b>36</b>	<b>342</b>	<b>7.0</b>





# University of Iowa Women's Basketball

## Updated Iowa Player Bio



## Wendy Ausdemore

**Sr., 6-2, Forward**  
**Neola, IA**  
**Tri-Center HS**

# #32

- Third team all-Big Ten by the league coaches and honorable mention by the media
- One-third of the highest scoring trio, from one class, in Big Ten history
- Named to the KCRG-TV9 Hawkeye Challenge All-Tournament team
- Named to the Paradise Jam "Reef Division" All-Tournament team
- Ranked fifth in 3-pointers made (1.94) and field goal percentage (.462), sixth scoring (13.2), and 10th in 3-point percentage (.361), in Big Ten Conference games only
- Her 14 three-point field goal attempts vs. Penn State (Feb. 1) tied a school single-game record
- Led Iowa or shared team-high scoring honors a team-best 11 times
- Pulled down six rebounds or more 13 times, including the last two outings
- Has only missed five free throws this season (52-57, .912)
- Only four points from cracking the top ten list in Iowa all-time scoring
- Tallied seven points, six rebounds and four assists in season opening win vs. Texas State
- Posted 12 points and collected eight rebounds and five assists in victory over Boston
- Collected 10 points, three rebounds and three assists in win over Providence
- Recorded a double-double (17 points, 10 rebounds) and also had three assists in victory over Texas Tech at the Paradise Jam
- Registered her second-straight double-double of the season (21 points, 11 rebounds) and also collected a team-high four assists in overtime loss to South Florida at the Paradise Jam
- Credited with a team-high 10 points and also grabbed five rebounds in loss to #3 California at the Paradise Jam
- Pulled down five rebounds, dished out a team-high four assists and scored two points in victory over #22 Iowa State
- Scored six points, all from the foul line, and pulled down seven defensive rebounds and had two assists in win over UNI
- Tallied 20 points, bolstered by 4-6 shooting behind the arc, and collected a season-high four steals and grabbed four rebounds in road victory at Drake
- Collected a game-high 20 points, bolstered by 4-5 from 3-point range, and two assists in road triumph at Wisconsin
- Played all 40 minutes, netting 13 points and collecting five rebounds and two assists in home loss to Purdue
- Credited with 11 points, four rebounds, two assists and one steal in road loss at Purdue
- Recorded seven points and dished out six assists in home win over Minnesota
- Tied a season high with 21 points, bolstered by 5-10 shooting from 3-point range, grabbed four rebounds and collected a game-high two steals in home win over Michigan
- Netted a game-high 18 points and also collected two steals in loss at Michigan State
- Scored 15 points, pulled down six rebounds and dished out a career-high seven assists in 51 minutes of action in triple overtime win vs. Penn State
- Tallied a team-high 20 points, bolstered by a career-high 11-12 shooting from the foul line, and also corralled seven rebounds in home triumph over Indiana
- Posted 13 points, five rebounds and four assists in loss at Minnesota
- Scored 14 points and also added six rebounds, two assists and two steals in upset victory over #13 Ohio State
- Recorded third double-double of the year with 17 points and a career-high 13 rebounds in 20-point come-from-behind win at Penn State
- Registered 15 points, four assists and three rebounds in home win over Wisconsin

## Ausdemore. Game-by-Game

Opp.	S	FG	3-PT	FT	O-D/RE	PF	TP	A	T	B	S	M
Texas State	Y	2-6	1-5	2-2	2-4-6	1	7	4	0	0	1	21
at Kansas	Y	0-4	0-3	2-2	2-1-3	3	2	1	7	1	0	32
Boston	Y	5-7	2-4	0-0	1-7-8	1	12	5	5	0	1	27
Providence	Y	4-9	2-4	0-0	0-3-3	3	10	3	0	0	1	24
vs. Texas Tech	Y	6-9	2-4	3-3	1-9-10	1	17	3	1	0	1	35
vs. USF	Y	7-16	5-13	2-3	6-5-11	1	21	4	3	0	0	41
vs. #3 Cal	Y	4-10	2-6	0-0	1-4-5	0	10	0	2	0	0	28
at #12 Duke	Y	1-10	1-7	2-2	1-0-1	0	5	0	3	0	0	22
#22 Iowa St	Y	1-3	0-0	0-0	0-5-5	1	2	4	3	0	1	29
UNI	Y	0-4	0-3	6-6	0-7-7	2	6	2	0	1	0	38
at Drake	Y	7-11	4-6	2-2	1-3-4	0	20	0	0	0	4	30
at Wisconsin	Y	6-8	4-5	4-4	0-2-2	1	20	2	1	0	0	38
Purdue	Y	4-9	3-7	2-2	2-3-5	2	13	2	2	0	1	40
at Indiana	Y	0-2	0-1	1-2	0-1-1	5	1	3	3	0	0	27
at Purdue	Y	4-11	2-6	1-2	3-1-4	2	11	2	2	0	1	37
Minnesota	Y	3-10	1-6	0-0	1-1-2	3	7	6	1	0	0	28
at Illinois	Y	2-5	2-5	0-0	0-1-1	4	6	2	1	0	0	27
N'western	Y	2-7	0-2	2-2	0-1-1	0	6	4	3	1	0	27
Michigan	Y	8-15	5-10	0-0	3-1-4	1	21	1	0	0	2	38
at Mich. State	Y	6-10	3-6	3-4	1-0-1	4	18	0	2	0	2	33
Penn State	Y	6-19	3-14	0-0	2-4-6	2	15	7	3	0	0	51
Indiana	Y	4-8	1-2	11-12	1-6-7	3	20	2	5	1	1	31
at Minnesota	Y	6-13	1-6	0-0	2-3-5	2	13	4	3	0	1	36
#13 Ohio State	Y	6-8	2-4	0-0	3-3-6	1	14	2	4	0	2	36
at Penn State	Y	6-15	3-6	2-2	7-6-13	3	17	0	2	0	1	34
Wisconsin	Y	7-10	1-2	0-0	1-2-3	1	15	4	1	0	2	35
at Michigan	Y	7-12	3-6	2-2	1-7-8	2	19	0	2	0	1	36
Illinois	Y	4-11	0-4	2-2	2-5-7	2	10	3	0	0	0	33
at N'western	Y	4-11	1-5	2-2	1-1-2	1	11	4	2	0	5	33
vs. Minnesota	Y	10-16	4-5	1-1	2-5-7	1	25	0	2	0	1	36
vs. #12 Ohio St	Y	4-9	1-4	0-0	1-5-6	3	9	0	0	0	0	36

- Collected a game-high 19 points and also hauled in eight rebounds in road triumph at Michigan
- Had 10 points, seven rebounds and three assists in home win over Illinois
- Tallied 11 points, four assists and tied a career high with five steals in road victory at Northwestern
- Poured in a game-high 25 points and also chased down seven rebounds in Big Ten Tournament quarterfinals win over fifth-seeded Minnesota
- Had nine points and six boards in Big Ten Tournament semifinals loss to top-seeded Ohio State

### Personal Bests

<b>Points:</b>	29, vs. Illinois, 2/15/07
<b>Rebounds:</b>	12, at Penn State, 2/15/09
<b>FGM:</b>	10, vs. Minnesota, 3/6/09
<b>FGA:</b>	19, vs. Penn State, 2/1/09
<b>FTM</b>	11, vs. Indiana, 2/5/09
<b>FTA:</b>	12, vs. Indiana, 2/5/09
<b>Assists:</b>	7, vs. Penn State, 2/1/09
<b>Steals:</b>	5, twice, last at Northwestern, 3/1/09
<b>Blocks:</b>	3, twice, last vs. Penn State, 2/18/07
<b>Minutes:</b>	51, vs. Penn State, 2/1/09

### CAREER STATISTICS

YEAR	G/GS	FG-A	PCT	3-PT	PCT	FT-A	PCT	RB	AVG	PF-FO	AS	TO	BK	ST	PTS	AVG
Fresh.	29/0	69-155	.445	20-58	.345	38-40	.950	74	2.6	42-0	42	59	8	19	196	6.8
Soph.	30/30	132-301	.439	62-149	.416	55-61	.902	140	4.7	68-3	73	86	15	20	381	12.7
Junior	32/32	132-279	.473	78-171	.456	29-37	.784	119	3.7	50-0	52	60	11	22	371	11.6
Senior	31/31	136-298	.456	59-161	.366	52-57	.912	154	5.0	56-1	75	62	4	29	383	12.4
<b>TOTALS</b>	<b>122/93</b>	<b>469-1033</b>	<b>.454</b>	<b>219-539</b>	<b>.406</b>	<b>174-195</b>	<b>.892</b>	<b>487</b>	<b>4.0</b>	<b>216-4</b>	<b>242</b>	<b>267</b>	<b>38</b>	<b>90</b>	<b>1331</b>	<b>10.9</b>





# University of Iowa Women's Basketball

## Updated Iowa Player Bio



## Kelsey Cermak

**So., 6-1, Forward**  
**Norwalk, IA**  
**Norwalk HS**

# #22

- Competed in 17-of-31 games this season off the bench as a reserve
- Did not see action in Iowa's first four games due to a back injury
- Had one field goal attempt in three minutes of play in victory over South Florida at the Paradise Jam
- Played four minutes but did not have any statistics in loss to #3 California at the Paradise Jam
- Saw three minutes of action, but did not record any statistics in victory over #22 Iowa State
- Grabbed three rebounds, scored four points and blocked her first career shot, playing a personal-high 11 minutes, in win over UNI
- Collected one steal and one rebound in six minutes of action in road victory at Drake
- Saw two minutes of action, but did not record any statistics in road triumph at Wisconsin
- Had one 3-point field goal attempt in seven minutes of action in road loss at Indiana
- Credited with a steal and an assist in road loss at Purdue
- Played a career-high 16 minutes rejecting a career-high two shots in home win over Minnesota
- Collected two rebounds, two steals, a block and a steal in road victory at Illinois
- Recorded a steal and a rebound in one minute of action in loss at Michigan State
- Credited with a steal in home win over Illinois

### Personal Bests

**Points:** 5, vs. Detroit, 12/2/07  
**Rebounds:** 3, twice, last vs. Northern Iowa, 12/11/08  
**FGM:** 2, twice, last vs. Northern Iowa, 12/11/08  
**FGA:** 3, vs. Northern Iowa, 12/11/08  
**FTM:** 2, vs. Western Illinois, 12/22/07  
**FTA:** 2, three times, last vs. Michigan State, 2/7/08  
**Assists:** 2, at Illinois, 1/15/09  
**Steals:** 1, six times, last vs. Illinois, 2/26/09  
**Blocks:** 2, vs. Minnesota, 1/11/09  
**Minutes:** 16, vs. Minnesota, 1/11/09

### Cermak, Game-by-Game

Opp.	S	FG	3-PT	FT	O-D/RE	PF	TP	A	T	B	S	M
Texas State					DNP							
at Kansas					DNP							
Boston					DNP							
Providence					DNP							
vs. Texas Tech	N	0-1	0-0	0-0	0-0-0	2	0	0	0	0	0	3
vs. USF					DNP							
vs. #3 Cal	N	0-0	0-0	0-0	0-0-0	0	0	0	0	0	0	4
at #12 Duke					DNP							
#22 Iowa St	N	0-0	0-0	0-0	0-0-0	0	0	0	0	0	0	3
UNI	N	2-3	0-0	0-0	1-2-3	2	4	0	0	1	0	11
at Drake	N	0-0	0-0	0-0	1-0-1	0	0	0	0	0	1	6
at Wisconsin	N	0-0	0-0	0-0	0-0-0	0	0	0	0	0	0	2
Purdue					DNP							
at Indiana	N	0-1	0-1	0-0	0-1-1	1	0	0	0	0	0	7
at Purdue	N	0-1	0-0	0-0	0-0-0	1	0	1	0	0	1	8
Minnesota	N	0-1	0-0	0-0	0-0-0	0	0	0	0	2	0	16
at Illinois	N	0-1	0-0	0-0	1-1-2	0	0	2	1	1	1	11
N'western	N	0-0	0-0	0-0	0-1-1	1	0	0	1	0	0	6
Michigan					DNP							
at Mich. State	N	0-0	0-0	0-0	1-0-1	1	0	0	1	0	1	1
Penn State	N	0-0	0-0	0-0	0-0-0	0	0	0	0	0	0	2
Indiana	N	0-1	0-0	0-0	0-0-0	0	0	0	0	0	0	4
at Minnesota					DNP							
#13 Ohio State					DNP							
at Penn State	N	0-0	0-0	0-0	0-0-0	0	0	0	0	0	0	2
Wisconsin					DNP							
at Michigan					DNP							
Illinois	N	0-0	0-0	0-0	0-0-0	0	0	0	0	0	1	2
at N'western					DNP							
vs. Minnesota	N	0-0	0-0	0-0	0-0-0	0	0	0	0	0	0	1
vs. #12 Ohio St					DNP							

### CAREER STATISTICS

YEAR	G/GS	FG-A	PCT	3-PT	PCT	FT-A	PCT	RB	AVG	PF-FO	AS	TO	BK	ST	PTS	AVG
Fresh.	10/0	2-6	.333	0-1	.000	6-7	.857	9	0.9	3-0	2	2	0	1	10	1.0
Soph.	17/0	2-9	.222	0-1	.000	0-0	.000	9	0.5	10-0	3	3	4	5	4	0.2
<b>TOTALS</b>	<b>27/0</b>	<b>4-15</b>	<b>.267</b>	<b>0-2</b>	<b>.000</b>	<b>6-7</b>	<b>.857</b>	<b>18</b>	<b>0.7</b>	<b>13-0</b>	<b>5</b>	<b>5</b>	<b>4</b>	<b>6</b>	<b>14</b>	<b>0.5</b>





# University of Iowa Women's Basketball

## Updated Iowa Player Bio



## Hannah Draxten

**Fr., 6-0, Guard/Forward**  
**Fergus Falls, MN**  
**Fergus Falls HS**

# #31

- Competed in 29-of-31 games off the bench; missed the UNI game due to a minor back injury
- Grabbed four rebounds or more seven times
- Tallied six points and shared game highs in rebounds (6) and assists (4) in season opening win vs. Texas State
- Posted five points, two rebounds and one assist in victory over Boston
- Grabbed four rebounds and dished out an assist in win over Providence
- Played only five minutes, but sank her only 3-point field goal attempt in victory over Texas Tech at the Paradise Jam
- Had three points and a steal in loss to #3 California at the Paradise Jam
- Netted a team-high nine points, bolstered by 3-5 shooting from behind the 3-point arc, and also collected three rebounds and an assist in road loss at #12 Duke
- Pulled down four rebounds and was credited with an assist in victory over #22 Iowa State
- Contributed two steals, two assists and two rebounds in road victory at Drake
- Had five points and a rebound in road loss at Indiana
- Credited with an assist and two rebounds in road loss at Purdue
- Tallied five points, one block and one rebound in home win over Minnesota
- Scored six points on 2-4 shooting from 3-point range in road victory at Illinois
- Registered 13 points, bolstered by 3-6 shooting from 3-point range, and had two assists in home triumph over Northwestern
- Grabbed a game and personal-best eight rebounds, dished out a game-high four assists and scored three points in loss at Michigan State
- Recorded three points, one rebound and one assist in triple overtime win vs. Penn State
- Tallied three points, two rebounds and a steal in home triumph over Indiana
- Posted seven points, two rebounds, two assists and two steals in upset victory over #13 Ohio State
- Credited with five points, four rebounds and three assists in 20-point come-from-behind win at Penn State
- Had two assists and two rebounds in home win over Wisconsin
- Collected four rebounds, three points and one assist in road triumph at Michigan
- Registered eight points and two assists in home win over Illinois

### Draxten, Game-by-Game

Opp.	S	FG	3-PT	FT	O-D/RE	PF	TP	A	T	B	S	M
Texas State	N	2-7	1-4	1-2	3-3-6	1	6	4	0	0	1	19
at Kansas	N	0-1	0-1	0-0	0-0-0	1	0	0	0	0	0	8
Boston	N	2-2	1-1	0-0	0-2-2	0	5	1	1	0	0	13
Providence	N	0-1	0-0	0-0	0-4-4	2	0	1	1	0	0	16
vs. Texas Tech	N	1-1	1-1	0-0	0-0-0	3	3	0	0	0	0	5
vs. USF	N	0-1	0-1	0-0	1-0-1	1	0	0	0	0	0	4
vs. #3 Cal	N	1-2	1-2	0-0	0-2-2	0	3	0	0	0	1	12
at #12 Duke	N	3-5	3-5	0-0	0-3-3	3	9	1	1	0	0	18
#22 Iowa St	N	0-3	0-1	0-0	1-3-4	0	0	1	0	0	0	12
UNI					DNP							
at Drake	N	0-1	0-1	0-0	0-2-2	1	0	2	1	0	2	10
at Wisconsin	N	0-0	0-0	0-0	0-0-0	0	0	0	0	0	0	2
Purdue					DNP							
at Indiana	N	1-4	1-4	2-2	0-1-1	1	5	0	1	0	0	13
at Purdue	N	0-2	0-1	0-0	1-1-2	0	0	1	0	0	0	3
Minnesota	N	2-4	1-3	0-0	0-1-1	0	5	0	0	1	0	12
at Illinois	N	2-4	2-4	0-0	0-0-0	0	6	0	1	0	0	13
N'western	N	5-9	3-6	0-0	0-1-1	1	13	2	2	0	0	16
Michigan	N	0-3	0-2	2-2	0-0-0	1	2	1	0	0	1	11
at Mich. State	N	1-2	1-1	0-0	5-3-8	2	3	4	2	0	0	28
Penn State	N	1-5	1-4	0-0	0-1-1	2	3	1	1	0	0	17
Indiana	N	1-5	0-2	1-1	2-0-2	5	3	0	1	0	1	17
at Minnesota	N	0-3	0-2	0-0	0-0-0	1	0	1	1	0	0	15
#13 Ohio State	N	3-6	1-3	0-0	2-0-2	1	7	2	0	0	2	18
at Penn State	N	2-3	1-2	0-0	2-2-4	0	5	3	1	0	0	19
Wisconsin	N	0-1	0-1	0-0	0-2-2	1	0	2	0	0	0	16
at Michigan	N	1-4	1-2	0-0	2-2-4	1	3	1	2	0	0	14
Illinois	N	2-3	2-3	2-2	0-0-0	2	8	2	0	0	0	14
at N'western	N	0-1	0-1	0-0	0-1-1	2	0	0	0	0	0	12
vs. Minnesota	N	0-3	0-3	0-0	0-5-5	2	0	1	1	0	1	21
vs. #12 Ohio St	N	2-6	2-4	2-2	0-2-2	1	8	2	3	0	0	19

- Grabbed five rebounds and had an assist and a steal in Big Ten Tournament quarterfinal win over fifth-seeded Minnesota
- Recorded eight points, two rebounds and two assists in Big Ten semifinals loss to top-seeded Ohio State

### Personal Bests

**Points:** 13, vs. Northwestern, 1/18/09  
**Rebounds:** 8, at Michigan State, 1/29/09  
**FGM:** 5, vs. Northwestern, 1/18/09  
**FGA:** 9, vs. Northwestern, 1/18/09  
**FTM** 1, vs. Texas State, 11/16/08  
**FTA:** 2, twice, last at Indiana, 1/4/09  
**Assists:** 4, twice, last at Michigan State, 1/29/09  
**Steals:** 2, at Drake, 12/20/08  
**Blocks:** 1, vs. Minnesota, 1/11/09  
**Minutes:** 28, at Michigan State, 1/29/09

### CAREER STATISTICS

YEAR	G/GS	FG-A	PCT	3-PT	PCT	FT-A	PCT	RB	AVG	PF-FO	AS	TO	BK	ST	PTS	AVG
Fresh.	29/0	32-93	.344	23-65	.354	10-11	.909	60	2.1	35-1	33	20	1	9	97	3.3







# University of Iowa Women's Basketball

## Updated Iowa Player Bio



## JoAnn Hamlin

**Jr., 6-3, Forward/Center**  
**Douglass, KS**  
**Winfield HS/Kansas State**

# #45

- Suffered an ankle injury during practice on Jan. 22 and missed five games due to an injured ankle
- Played the last six games as a reserve after starting the first 24 games of the year
- Returned to action Feb. 12, playing 18 minutes off the bench vs. #13 Ohio State
- Posted four double-doubles this season (Boston, Iowa State Wisconsin, Minnesota)
- Grabbed five rebounds or more 16 times this season
- Shared or led the team in rebounding seven times
- Tallied 13 points and grabbed four rebounds in season opening win vs. Texas State
- Grabbed eight rebounds and scored four points in loss at Kansas
- Scored 14 points and posted game highs in rebounds (10) and blocks (3) in victory over Boston
- Had five points, five rebounds, a block and a steal in win over Providence
- Credited with a career-high 14 rebounds and also collected seven points and three assists in overtime loss to South Florida at the Paradise Jam
- Posted eight points and collected team highs in rebounding (7) and assists (3) in loss to #3 California at the Paradise Jam
- Corralled a game-high 10 rebounds and also scored five points in road loss at #12 Duke
- Recorded her second double-double of the season (18 points and 10 rebounds) and also collected two assists and two steals in victory over #22 Iowa State
- Registered six points, six rebounds and two blocks in win over UNI
- Tallied 14 points on 7-10 shooting from the field and also blocked a career-high five shots and pulled down four rebounds in road victory at Drake
- Posted her third double-double of the season (10 points, 10 rebounds) in road triumph at Wisconsin
- Collected six rebounds, five points and one assist in home loss to Purdue
- Grabbed seven defensive rebounds and netted 10 points in road loss at Indiana
- Credited with seven rebounds and two points in road loss at Purdue
- Scored a game and season-high 21 points, shooting a blistering 8-9 from the field and 5-6 from the foul line, and also collected 10 rebounds, two blocks and two steals in home win over Minnesota
- Had four points, two rebounds, two assists, a block and a steal in road victory at Illinois
- Registered a game-high 16 points, bolstered by 8-10 shooting from the field, and also collected six rebounds and two assists in home triumph over Northwestern
- Had three rebounds, two points and a game-high two blocks in 20-point come-from-behind win at Penn State

### Hamlin, Game-by-Game

Opp.	S	FG	3-PT	FT	O-D/RE	PF	TP	A	T	B	S	M
Texas State	Y	6-8	0-0	1-4	2-2-4	3	13	1	3	0	0	16
at Kansas	Y	2-6	0-0	0-0	3-5-8	5	4	0	3	0	0	25
Boston	Y	5-10	0-0	4-4	2-8-10	4	14	1	3	3	0	24
Providence	Y	2-5	0-0	1-2	2-3-5	2	5	0	6	1	1	26
vs. Texas Tech	Y	0-0	0-0	0-2	0-4-4	5	0	1	4	0	0	12
vs. USF	Y	3-7	0-0	1-2	2-12-14	4	7	3	4	0	1	30
vs. #3 Cal	Y	4-8	0-1	0-0	4-3-7	3	8	3	3	0	0	31
at #12 Duke	Y	2-7	0-0	1-2	5-5-10	4	5	0	4	1	0	32
#22 Iowa St	Y	5-9	0-0	8-8	3-7-10	2	18	2	2	0	2	31
UNI	Y	2-6	0-0	2-2	1-5-6	5	6	0	1	2	0	20
at Drake	Y	7-10	0-2	0-0	2-2-4	4	14	2	4	5	0	25
at Wisconsin	Y	2-5	0-0	6-8	1-9-10	4	10	1	3	0	0	30
Purdue	Y	2-9	0-1	1-2	1-5-6	4	5	1	7	1	0	28
at Indiana	Y	4-6	1-1	1-2	0-7-7	5	10	0	4	1	1	29
at Purdue	Y	1-6	0-0	0-0	1-6-7	5	2	0	4	0	1	26
Minnesota	Y	8-9	0-0	5-6	4-6-10	3	21	0	3	2	2	36
at Illinois	Y	2-3	0-0	0-0	1-1-2	3	4	2	1	1	1	20
N'western	Y	8-10	0-1	0-0	1-5-6	4	16	2	1	0	0	28
Michigan					DNP							
at Mich. State					DNP							
Penn State					DNP							
Indiana					DNP							
at Minnesota					DNP							
#13 Ohio State	N	0-5	0-0	0-0	1-2-3	2	0	1	1	1	0	18
at Penn State	N	1-4	0-0	0-0	2-1-3	1	2	0	3	2	0	19
Wisconsin	N	1-1	0-0	2-4	0-1-1	3	4	0	1	0	0	12
at Michigan	N	3-6	0-0	3-3	3-0-3	2	9	0	2	0	1	15
Illinois	N	4-5	0-1	0-0	0-6-6	2	8	0	0	0	0	25
at N'western	N	4-10	0-0	0-0	3-2-5	2	8	1	2	0	0	19
vs. Minnesota	N	2-5	0-0	0-0	3-2-5	2	4	0	0	3	1	14
vs. #12 Ohio St	N	0-4	0-0	0-0	1-1-2	4	0	0	0	0	0	16

- Collected nine points, three offensive rebounds and one steal in road triumph at Michigan
- Recorded eight points and six rebounds in home win over Illinois
- Posted eight points and five rebounds in road victory at Northwestern
- Grabbed five rebounds, scored four points and blocked a game-high three shots in Big Ten Tournament quarterfinals win over fifth-seeded Minnesota

### Personal Bests

<b>Points:</b>	24, vs. Detroit, 11/20/05
<b>Rebounds:</b>	14, vs. South Florida, 11/28/08
<b>FGM:</b>	11, twice, last vs. Missouri, 2/1/06
<b>FGA:</b>	18, vs. Missouri, 2/1/06
<b>FTM:</b>	10, vs. Detroit, 11/20/05
<b>FTA:</b>	12, vs. Detroit, 11/20/05
<b>Assists:</b>	4, vs. Northern Illinois, 12/8/07
<b>Steals:</b>	3, three times, last vs. Idaho State, 3/17/06
<b>Blocks:</b>	5, at Drake, 12/20/08
<b>Minutes:</b>	36, vs. Minnesota, 1/11/09

### CAREER STATISTICS

YEAR	G/GS	FG-A	PCT	3-PT	PCT	FT-A	PCT	RB	AVG	PF-FO	AS	TO	BK	ST	PTS	AVG
Fresh.	33/31	139-265	.525	0-2	.000	52-77	.675	152	4.6	110-6	19	62	22	26	330	10.0
Soph.	32/1	44-95	.463	6-9	.667	23-33	.697	98	3.1	61-3	27	36	23	12	117	3.7
Junior	26/18	80-164	.488	1-7	.143	36-51	.706	158	6.1	87-5	20	69	23	11	197	7.6
<b>TOTALS</b>	<b>91/50</b>	<b>263-524</b>	<b>.502</b>	<b>7-18</b>	<b>.389</b>	<b>111-161</b>	<b>.689</b>	<b>408</b>	<b>4.5</b>	<b>258-14</b>	<b>66</b>	<b>167</b>	<b>68</b>	<b>49</b>	<b>644</b>	<b>7.1</b>





# University of Iowa Women's Basketball

## Updated Iowa Player Bio



## Shante Jones

**Fr., 5-9, Guard**  
**Dayton, OH**  
**Carroll HS**

# #13

- Played in 10-of-31 games off the bench as a reserve
- Tallied four points and two rebounds and shared a game high with three steals in season opening win vs. Texas State
- Posted two points, one rebound and one assist in victory over Boston
- Recorded an assist and a field goal attempt in two minutes of action in loss to #3 California
- Saw three minutes of action, but did not record any statistics in victory over #22 Iowa State
- Saw two minutes of action, but did not record any statistics in win over UNI
- Played four minutes, blocking her first career shot and recording three field goal attempts in road victory at Drake
- Had one field goal attempt in home triumph over Northwestern
- Sank both free throw attempts in Big Ten Tournament quarterfinals win over fifth-seeded Minnesota

### Personal Bests

**Points:** 4, vs. Texas State, 11/16/08  
**Rebounds:** 2, vs. Texas State, 11/16/08  
**FGM:** 2, vs. Texas State, 11/16/08  
**FGA:** 4, vs. Texas State, 11/16/08  
**FTM:** 2, vs. Minnesota, 3/6/09  
**FTA:** 2, vs. Minnesota, 3/6/09  
**Assists:** ---  
**Steals:** 3, vs. Texas State, 11/16/08  
**Blocks:** 1, at Drake, 12/20/08  
**Minutes:** 7, vs. Texas State, 11/16/08

### Jones, Game-by-Game

Opp.	S	FG	3-PT	FT	O-D/RE	PF	TP	A	T	B	S	M
Texas State	N	2-4	0-0	0-0	2-0-2	1	4	0	1	0	3	7
at Kansas	N	0-0	0-0	0-0	0-0-0	0	0	0	0	0	0	2
Boston	N	1-1	0-0	0-0	1-0-1	1	2	1	1	0	0	3
Providence					DNP							
vs. Texas Tech					DNP							
vs. USF					DNP							
vs. #3 Cal	N	0-1	0-0	0-0	0-2-2	0	0	1	0	0	0	2
at #12 Duke					DNP							
#22 Iowa St	N	0-0	0-0	0-0	0-0-0	0	0	0	1	0	0	3
UNI	N	0-0	0-0	0-0	0-0-0	0	0	0	0	0	0	2
at Drake	N	0-3	0-1	0-1	0-0-0	0	0	0	1	1	0	4
at Wisconsin					DNP							
Purdue					DNP							
at Indiana					DNP							
at Purdue					DNP							
Minnesota					DNP							
at Illinois					DNP							
N'western	N	0-1	0-0	0-0	0-0-0	0	0	0	0	0	0	1
Michigan					DNP							
at Mich. State					DNP							
Penn State					DNP							
Indiana					DNP							
at Minnesota					DNP							
#13 Ohio State					DNP							
at Penn State					DNP							
Wisconsin					DNP							
at Michigan					DNP							
Illinois	N	0-0	0-0	0-0	0-0-0	0	0	0	0	0	0	0+
at N'western					DNP							
Minnesota	N	0-1	0-0	2-2	0-0-0	0	2	0	0	0	0	2
vs. #12 Ohio St					DNP							

### CAREER STATISTICS

YEAR	G/GS	FG-A	PCT	3-PT	PCT	FT-A	PCT	RB	AVG	PF-FO	AS	TO	BK	ST	PTS	AVG
Fresh.	10/0	3-11	.273	0-1	.000	2-3	.667	5	0.5	2-0	2	4	1	3	8	0.8





# University of Iowa Women's Basketball

## Updated Iowa Player Bio



## Kelly Krei

Fr., 6-2, Forward  
Iowa City, IA  
City HS

# #20

- Competed in 27-of-31 games off the bench
- Credited with four rebounds or more eight times
- Scored seven points, five from the foul line, and grabbed five defensive rebounds in season opening win vs. Texas State
- Posted nine points, bolstered by 7-8 shooting from the foul line, and collected eight rebounds and three assists, off the bench, in victory over Boston
- Collected three points, two rebounds and an assist in win over Providence
- Registered seven points and four rebounds in victory over Texas Tech at the Paradise Jam
- Tallied eight points and seven rebounds in overtime loss to South Florida at the Paradise Jam
- Credited with five points, three rebounds and two assists in loss to #3 California at the Paradise Jam
- Scored all three points from the free throw line and also collected one assist and one rebound in road loss at #12 Duke
- Recorded five points and four rebounds in victory over #22 Iowa State
- Had six points, three rebounds and an assist in win over UNI
- Contributed three points and a rebound in road victory at Drake
- Snagged four rebounds and was 4-4 from the free throw line in road triumph at Wisconsin
- Collected three rebounds, two points and one block in home loss to Purdue
- Tallied seven points, bolstered by 2-2 shooting from 3-point range, in road loss at Indiana
- Registered four rebounds and a steal in road victory at Illinois
- Credited with four points, four rebounds, one assist and a steal in triple overtime win vs. Penn State
- Recorded three rebounds and two points in home triumph over Indiana

### Personal Bests

**Points:** 9, vs. Boston, 11/22/08  
**Rebounds:** 8, vs. Boston, 11/22/08  
**FGM:** 1, twice, last vs. Boston, 11/22/08  
**FGA:** 3, vs. Boston, 11/22/08  
**FTM:** 7, vs. Boston, 11/22/08  
**FTA:** 8, twice, last vs. Boston, 11/22/08  
**Assists:** 3, vs. Boston, 11/22/08  
**Steals:** 1, six times, last vs. Penn State, 2/1/09  
**Blocks:** 1, twice, last vs. Purdue, 12/28/08  
**Minutes:** 32, vs. Texas Tech, 11/27/08

### Krei. Game-by-Game

Opp.	S	FG	3-PT	FT	O-D/RE	PF	TP	A	T	B	S	M
Texas State	N	1-2	0-0	5-8	0-5-5	2	7	0	3	1	0	24
at Kansas	N	0-0	0-0	0-0	1-0-1	0	0	0	0	0	0	12
Boston	N	1-3	0-0	7-8	1-7-8	0	9	3	4	0	0	29
Providence	N	1-4	1-1	0-0	0-2-2	2	3	1	2	0	0	22
vs. Texas Tech	N	2-5	1-2	2-2	1-3-4	3	7	1	3	0	1	32
vs. USF	N	3-7	1-4	1-1	0-7-7	4	8	0	4	0	0	25
vs. #3 Cal	N	2-5	1-3	0-0	1-2-3	2	5	2	0	0	1	27
at #12 Duke	N	0-2	0-1	3-4	0-1-1	0	3	1	3	0	0	23
#22 Iowa St	N	1-4	0-2	3-4	2-2-4	0	5	0	0	0	0	26
UNI	N	2-3	0-0	2-2	0-3-3	3	6	1	0	0	0	17
at Drake	N	1-3	1-3	0-0	0-1-1	0	3	0	1	0	0	17
at Wisconsin	N	0-1	0-0	4-4	0-4-4	3	4	1	0	0	1	13
Purdue	N	1-2	0-0	0-0	0-3-3	0	2	0	0	1	0	16
at Indiana	N	2-3	2-2	1-2	0-1-1	3	7	0	0	0	0	17
at Purdue	N	0-1	0-0	0-0	0-0-0	0	0	0	2	0	0	12
Minnesota	N	0-0	0-0	0-0	0-0-0	1	0	0	0	0	0	2
at Illinois	N	0-1	0-0	0-0	0-4-4	1	0	0	1	0	1	15
N'western	N	0-1	0-0	0-0	0-0-0	1	0	0	0	0	1	12
Michigan	N	0-1	0-0	0-0	1-0-1	1	0	0	1	0	0	5
at Mich. State	N	0-0	0-0	0-0	0-1-1	0	0	0	2	0	0	6
Penn State	N	1-3	0-1	2-2	0-4-4	0	4	1	0	0	1	11
Indiana	N	1-1	0-0	0-0	0-3-3	0	2	0	2	0	0	11
at Minnesota	N	0-1	0-0	0-0	0-1-1	0	0	0	0	0	0	8
#13 Ohio State					DNP							
at Penn State	N	0-1	0-0	0-0	0-0-0	1	0	0	1	0	0	3
Wisconsin	N	0-0	0-0	0-0	0-0-0	0	0	0	0	0	0	1
at Michigan					DNP							
Illinois	N	0-0	0-0	0-0	0-1-1	0	0	0	0	0	0	1
at N'western					DNP							
vs. Minnesota	N	0-0	0-0	0-0	0-0-0	0	0	0	0	0	0	4
vs. #12 Ohio St					DNP							

### CAREER STATISTICS

YEAR	G/GS	FG-A	PCT	3-PT	PCT	FT-A	PCT	RB	AVG	PF-FO	AS	TO	BK	ST	PTS	AVG
Fresh.	27/0	19-54	.352	7-19	.368	30-37	.811	62	2.3	27-0	11	29	2	6	75	2.8





# University of Iowa Women's Basketball

## Updated Iowa Player Bio



## Lindsey Nyenhuis

**Sr., 5-7, Guard**  
**Grand Rapids, MI**  
**Forest Hills Northern HS**

# #50

- Competed in 17-of-31 games off the bench as a reserve
- Had one rebound and one assist in season opening win vs. Texas State
- Tallied two assists and one rebound in road loss at Kansas
- Posted two points and three rebounds in victory over Kansas
- Made her first 3-pointer of the season in win over Providence
- Had one field goal attempt in 10 minutes of action in victory over Texas Tech at the Paradise Jam
- Recorded a steal and an assist in overtime loss to South Florida at the Paradise Jam
- Grabbed one rebound and had six shot attempts in loss to #3 California at the Paradise Jam
- Tallied three points, one rebound and one assist in road loss at #12 Duke
- Registered one assist and one defensive rebound in win over UNI
- Pulled down two rebounds and missed two 3-point field goal attempts in five minutes of action in road victory at Drake
- Drained her only 3-point attempt in home win over Minnesota
- Recorded three points and a steal in home triumph over Northwestern
- Collected a steal in Big Ten Tournament quarterfinals win over fifth-seeded Minnesota

### Personal Bests

**Points:** 14, vs. Northern Illinois, 12/8/07  
**Rebounds:** 4, three times, last vs. Northern Iowa, 12/19/06  
**FGM:** 5, vs. Northern Illinois, 12/8/07  
**FGA:** 11, vs. Missouri State, 11/11/06  
**FTM:** 2, at Northwestern, 1/15/06  
**FTA:** 2, three times, last vs. Penn State, 2/18/07  
**Assists:** 4, vs. Purdue, 1/3/07  
**Steals:** 2, twice, last at Ohio State, 2/4/07  
**Blocks:** 1, vs. Dartmouth, 11/11/07  
**Minutes:** 29, vs. Quinnipiac, 11/17/06

### Nyenhuis, Game-by-Game

Opp.	S	FG	3-PT	FT	O-D/RE	PF	TP	A	T	B	S	M
Texas State	N	0-1	0-1	0-0	1-0-1	0	0	1	0	0	0	10
at Kansas	N	0-2	0-2	0-0	0-1-1	0	0	2	0	0	0	13
Boston	N	1-3	0-2	0-0	1-2-3	0	2	0	1	0	0	13
Providence	N	1-2	1-2	0-0	0-0-0	0	3	0	0	0	0	5
vs. Texas Tech	N	0-1	0-0	0-0	0-0-0	1	0	0	0	0	0	10
vs. USF	N	0-1	0-1	0-0	0-0-0	0	0	1	1	0	1	5
vs. #3 Cal	N	0-6	0-5	0-0	1-0-1	0	0	0	1	0	0	17
at #12 Duke	N	1-2	1-2	0-0	0-1-1	0	3	1	0	0	0	5
#22 Iowa St					DNP							
UNI	N	0-0	0-0	0-0	0-1-1	0	0	1	0	0	0	2
at Drake	N	0-2	0-2	0-0	1-1-2	0	0	0	1	0	0	5
at Wisconsin					DNP							
Purdue					DNP							
at Indiana	N	0-1	0-1	0-0	0-0-0	0	0	0	0	0	0	2
at Purdue					DNP							
Minnesota	N	1-1	1-1	0-0	0-0-0	0	3	0	0	0	0	2
at Illinois	N	0-0	0-0	0-0	0-0-0	0	0	0	0	0	0	2
N'western	N	1-2	1-2	0-0	0-0-0	0	3	0	0	0	1	3
Michigan					DNP							
at Mich. State	N	0-1	0-1	0-0	0-1-1	1	0	0	2	0	0	2
Penn State					DNP							
Indiana					DNP							
at Minnesota					DNP							
#13 Ohio State					DNP							
at Penn State					DNP							
Wisconsin					DNP							
at Michigan					DNP							
Illinois	N	0-2	0-2	0-0	0-0-0	0	0	0	0	0	0	3
at N'western					DNP							
vs. Minnesota	N	0-0	0-0	0-0	0-0-0	0	0	0	0	0	1	1
vs. #12 Ohio St					DNP							

### CAREER STATISTICS

YEAR	G/GS	FG-A	PCT	3-PT	PCT	FT-A	PCT	RB	AVG	PF-FO	AS	TO	BK	ST	PTS	AVG
Fresh.	14/0	10-25	.400	8-21	.381	2-2	1.000	6	0.4	4-0	6	4	0	3	30	2.1
Soph.	29/0	48-131	.366	39-110	.355	2-4	.500	44	1.5	19-0	32	15	0	10	137	4.7
Junior	8/0	8-14	.571	7-12	.583	0-0	.000	5	0.6	3-0	5	1	1	1	23	2.9
Senior	17/0	5-27	.185	4-24	.167	0-0	.000	11	0.6	2-0	6	6	0	3	14	0.8
<b>TOTALS</b>	<b>68/0</b>	<b>71-197</b>	<b>.360</b>	<b>58-167</b>	<b>.347</b>	<b>4-6</b>	<b>.667</b>	<b>66</b>	<b>1.0</b>	<b>28-0</b>	<b>49</b>	<b>26</b>	<b>1</b>	<b>17</b>	<b>204</b>	<b>3.0</b>





# University of Iowa Women's Basketball

## Updated Iowa Player Bio



## Megan Skouby

**Sr., 6-6, Center**  
**Mentor, OH**  
**Mentor HS**

# #44

- Honorable mention all-Big Ten by both the league media and coaches
- One-third of the highest scoring trio, from one class, in Big Ten history
- Named the KCRG-TV9 Hawkeye Challenge MVP
- Ranks third in the Big Ten and ranks 45th nationally in free throw shooting (91-110, .827)
- Ranked fifth in free throw percentage (.837), sixth in blocked shots (1.28), eighth in field goal percentage (.454), 16th in rebounding (5.4) and 17th in scoring (11.4), in Big Ten Conference games only
- Pulled down five rebounds or more 17 times
- Led Iowa or shared team-high scoring honors 10 times
- Scored a game-high 18 points (7-9 FG, 3-3 FT) and also collected five rebounds, three assists and two blocks in season opening win vs. Texas State
- Posted career highs in points (33) and free throws made (13) and attempted (14), and also collected seven rebounds and blocked a game-high three shots in road loss at Kansas
- Tallied a game-high 21 points (6-8 FG, 9-11 FT) and also grabbed five rebounds in victory over Boston
- Credited with six points, six rebounds, three assists and tied a Paradise Jam tournament record with four rejections in victory over Texas Tech
- Recorded 20 points and three rebounds in overtime loss to South Florida at the Paradise Jam
- Posted game highs in scoring (20) and blocks (5) and also grabbed five rebounds in win over UNI
- Collected 12 points, five blocks and pulled down three rebounds in road victory at Drake
- Tallied 14 points and snagged seven a season-high seven rebounds in road triumph at Wisconsin
- Had a team-high 15 points, bolstered by 6-10 shooting from the floor, and rejected a team-high three shots in road loss at Indiana
- Netted a team-high 14 points, grabbed a season-high eight rebounds and blocked a career-high six shots in road loss at Purdue
- Scored a game-high 21 points and also collected seven rebounds, two blocks and a steal in road victory at Illinois
- Registered 10 points, two steals, an assist and a rebound in home triumph over Northwestern
- Corralled nine rebounds and also scored nine points in home win over Michigan
- Played all 40 minutes, recording eight points and four rebounds in loss at Michigan State
- Tallied 10 points, eight rebounds and a game-high three steals in 50 minutes of action in triple overtime win vs. Penn State
- Recorded eight points, five rebounds, three assists and a game-high two blocks in home triumph over Indiana
- Posted first career double-double, scoring 21 points and grabbing a career-high 11 rebounds in loss at Minnesota
- Registered nine points and three rebounds in upset victory over #13 Ohio State
- Had 15 points and secured nine rebounds in home win over Wisconsin

### Skouby, Game-by-Game

Opp.	S	FG	3-PT	FT	O-D/RE	PF	TP	A	T	B	S	M
Texas State	Y	7-9	1-1	3-3	1-4-5	1	18	3	1	2	0	26
at Kansas	Y	10-17	0-1	13-14	3-4-7	2	33	0	4	3	0	39
Boston	Y	6-8	0-1	9-11	1-4-5	2	21	1	2	0	0	28
Providence	Y	4-11	0-0	5-6	0-5-5	3	13	1	0	0	0	32
vs. Texas Tech	Y	1-9	0-1	4-4	1-5-6	5	6	3	1	4	1	33
vs. USF	Y	9-14	0-1	2-3	0-3-3	3	20	0	2	0	0	34
vs. #3 Cal	Y	3-7	1-3	1-2	1-0-1	2	8	1	2	0	0	21
at #12 Duke	Y	3-5	0-0	2-2	0-3-3	3	8	0	2	0	0	24
#22 Iowa St	Y	0-5	0-1	0-0	0-1-1	4	0	0	0	0	0	18
UNI	Y	7-16	0-0	6-7	4-1-5	3	20	0	1	5	0	32
at Drake	Y	4-10	1-1	3-3	1-2-3	0	12	0	3	5	0	32
at Wisconsin	Y	6-11	0-0	2-4	2-5-7	3	14	1	2	1	0	35
Purdue	Y	3-10	0-0	3-3	2-0-2	2	9	0	1	2	1	37
at Indiana	Y	6-10	1-2	2-2	0-3-3	2	15	0	2	3	0	27
at Purdue	Y	5-14	0-1	4-4	5-3-8	1	14	2	1	6	1	34
Minnesota	Y	1-4	0-0	4-4	1-2-3	2	6	0	1	1	0	26
at Illinois	Y	8-15	1-1	4-5	1-6-7	4	21	0	0	2	1	34
N'western	Y	4-10	0-1	2-2	0-1-1	0	10	1	0	0	2	28
Michigan	Y	4-9	0-1	1-2	2-7-9	3	9	0	2	0	0	37
at Mich. State	Y	4-13	0-0	0-1	1-3-4	0	8	0	1	0	1	40
Penn State	Y	5-11	0-0	0-0	3-5-8	4	10	1	1	3	3	50
Indiana	Y	4-10	0-0	0-0	2-3-5	2	8	3	1	2	0	35
at Minnesota	Y	10-14	0-0	1-1	2-9-11	4	21	2	2	2	0	36
#13 Ohio State	Y	4-9	0-0	1-2	2-1-3	2	9	0	1	0	1	26
at Penn State	Y	1-7	0-0	0-0	1-1-2	3	2	1	0	0	0	22
Wisconsin	Y	5-9	0-0	5-6	2-7-9	2	15	0	1	1	0	32
at Michigan	Y	4-13	0-1	0-0	4-4-8	1	8	0	2	0	0	29
Illinois	Y	3-7	0-0	2-2	3-1-4	1	8	1	0	0	0	22
at N'western	Y	7-9	0-0	5-5	2-1-3	2	19	0	0	0	0	27
vs. Minnesota	Y	3-7	0-0	4-8	2-3-5	2	10	1	1	1	0	24
vs. #12 Ohio St	Y	3-8	0-1	3-4	2-4-6	1	9	0	1	2	1	29

- Collected eight points and eight rebounds in road triumph at Michigan
- Netted a game-high 19 points and chased down three rebounds in road victory at Northwestern
- Tallied 10 points and five rebounds in Big Ten Tournament quarterfinals win over fifth-seeded Minnesota
- Posted nine points and six boards in Big Ten Tournament semifinals loss to top-seeded Ohio State

### Personal Bests

<b>Points:</b>	33, at Kansas, 11/18/08
<b>Rebounds:</b>	11, at Minnesota, 2/8/09
<b>FGM:</b>	12, vs. Michigan State, 1/9/06
<b>FGA:</b>	20, vs. Michigan State, 1/9/06
<b>FTM</b>	13, at Kansas, 11/18/08
<b>FTA:</b>	14, at Kansas, 11/18/08
<b>Assists:</b>	5, vs. Missouri State, 11/11/06
<b>Steals:</b>	3, at Minnesota, 12/28/06
<b>Blocks:</b>	6, at Purdue, 1/8/09
<b>Minutes:</b>	50, vs. Penn State, 2/1/09

### CAREER STATISTICS

YEAR	G/GS	FG-A	PCT	3-PT	PCT	FT-A	PCT	RB	AVG	PF-FO	AS	TO	BK	ST	PTS	AVG
Fresh.	29/18	161-292	.551	0-0	.000	92-123	.748	146	5.0	89-4	23	44	47	14	414	14.3
Soph.	26/23	123-266	.462	0-0	.000	97-114	.851	117	4.5	69-3	31	45	37	13	343	13.2
Junior	32/8	115-228	.504	3-6	.500	61-81	.753	102	3.2	66-2	15	40	23	8	294	9.2
Senior	31/31	144-311	.463	5-18	.278	91-110	.827	152	4.9	69-1	22	38	45	12	384	12.4
<b>TOTALS</b>	<b>118/80</b>	<b>543-1097</b>	<b>.495</b>	<b>8-24</b>	<b>.333</b>	<b>341-428</b>	<b>.797</b>	<b>517</b>	<b>4.4</b>	<b>293-10</b>	<b>91</b>	<b>167</b>	<b>152</b>	<b>47</b>	<b>1435</b>	<b>12.2</b>





# University of Iowa Women's Basketball

## Updated Iowa Player Bio



## Kristi Smith

**Sr., 5-6, Guard**  
**Thornton, CO**  
**Horizon HS**

# #11

- First team all-Big Ten by both the league media and coaches
- First Hawkeye to ever amass over 400 points and 100 assists in three seasons
- One-third of the highest scoring trio, from one class, in Big Ten history
- Named to the KCRG-TV9 Hawkeye Challenge All-Tournament team
- Picked to compete in ESPN's 3-Point Shootout April 2 in Detroit, MI
- Posted double figures 26-of-31 games, including 16 of the last 17 contests
- Will finish her career ranked third in Iowa all-time assists
- Scored 20 points or more five times this season
- Ranked first in 3-pointers made (2.44), second in minutes played (37.33), third in 3-point percentage (.444), fourth in scoring (15.2) and free throw percentage (.841), and seventh in assist/turnover ratio (1.29) and assists (3.44), in Big Ten Conference games only
- Has made 37-38 (.974) free throws, dating back to the Indiana game (Feb. 5)
- Ranks 16th nationally in 3-point field goal percentage (.420)
- Posted 13 points, bolstered by a perfect 3-3 shooting from behind the arc, and shared a game high with five assists in victory over Boston
- Collected 11 points, four rebounds, three assists and a game-high three steals in win over Providence
- Credited with 15 points, two assists and two steals in victory over Texas Tech at the Paradise Jam
- Recorded 12 points, three assists and two rebounds in overtime loss to South Florida at the Paradise Jam
- Shared a game high scoring 18 points and also dished out three assists in victory over #22 Iowa State
- Tallied 16 points and collected a game-high four assists in win over UNI
- Collected a game-high five assists and netted five points in road victory at Drake
- Played all 40 minutes, posting team highs in scoring (16), assists (3) and steals (2) in home loss to Purdue
- Credited with a team-high 14 points, collected five rebounds and dished out a team-high four assists in road loss at Purdue
- Netted a season-high 20 points on 7-10 shooting from the field, including 5-7 from long distance, and 1-2 from the foul line and also had four assists and three rebounds in home win over Minnesota
- Recorded 17 points, bolstered by 5-6 shooting from 3-point range, and also had five assists in road victory at Illinois
- Registered 11 points and also collected three assists and two steals in home triumph over Northwestern
- Played all 40 minutes, scoring a season-high 21 points, bolstered by 5-11 shooting from 3-point range, and tied a season high with five assists in home win over Michigan
- Scored all 12 of her points in the second half and also collected three rebounds, three assists and two steals in loss at Michigan State
- Tied a season high with 21 points and also collected four assists and two steals in triple overtime win vs. Penn State
- Netted 17 points and dished out two assists in home triumph over Indiana
- Posted 14 points, four assists and three rebounds in loss at Minnesota
- Credited with a team-high 21 points, bolstered by 5-10 shooting from 3-point territory, and also added two assists in 20-point come-from-behind win at Penn State

## Smith, Game-by-Game

Opp.	S	FG	3-PT	FT	O-D/RE	PF	TP	A	T	B	S	M
Texas State	Y	4-7	2-4	2-2	0-3-3	0	12	2	1	0	2	18
at Kansas	Y	3-8	1-2	0-0	0-0-0	1	7	2	5	0	0	30
Boston	Y	4-6	3-3	2-2	0-2-2	2	13	5	1	0	1	25
Providence	Y	3-7	0-2	5-5	0-4-4	1	11	3	1	0	3	29
vs. Texas Tech	Y	6-14	1-3	2-2	0-1-1	3	15	2	4	0	2	34
vs. USF	Y	4-9	4-8	0-0	0-2-2	5	12	3	5	0	0	28
vs. #3 Cal	Y	1-4	1-3	0-0	1-1-2	0	3	1	2	0	0	25
at #12 Duke	Y	3-13	0-3	0-0	1-3-4	2	6	2	3	0	2	33
#22 Iowa St	Y	6-12	0-2	3-6	0-1-1	2	18	3	3	0	1	32
UNI	Y	6-18	2-6	2-3	1-1-2	3	16	4	2	1	0	33
at Drake	Y	2-8	1-4	0-0	0-2-2	3	5	5	1	0	0	22
at Wisconsin	Y	4-10	1-4	4-6	0-0-0	2	13	2	5	0	1	37
Purdue	Y	4-12	3-8	5-6	0-3-3	1	16	3	2	0	2	40
at Indiana	Y	1-7	0-3	0-0	0-0-0	2	2	4	2	0	0	31
at Purdue	Y	5-13	3-7	1-2	1-4-5	3	14	4	3	0	0	36
Minnesota	Y	7-10	5-7	1-2	0-3-3	2	20	4	5	0	1	34
at Illinois	Y	6-11	5-6	0-0	0-1-1	2	17	5	0	0	0	31
N'western	Y	4-8	3-4	0-0	0-2-2	0	11	3	0	0	2	31
Michigan	Y	7-13	5-11	2-2	0-2-2	4	21	5	1	0	0	40
at Mich. State	Y	4-12	2-6	2-3	1-2-3	2	12	3	4	0	2	40
Penn State	Y	8-21	3-8	2-2	0-1-1	2	21	4	4	0	2	51
Indiana	Y	5-10	2-6	5-8	0-1-1	3	17	2	5	0	1	36
at Minnesota	Y	6-13	2-6	0-0	0-3-3	2	14	4	1	0	2	38
#13 Ohio State	Y	5-17	0-2	10-10	2-3-5	1	20	3	2	0	2	36
at Penn State	Y	7-14	5-10	2-2	0-1-1	4	21	2	4	0	0	39
Wisconsin	Y	4-9	1-3	4-4	0-0-0	1	13	2	3	0	1	38
at Michigan	Y	5-16	2-5	1-1	1-6-7	2	13	2	3	0	1	38
Illinois	Y	2-10	1-1	4-4	1-2-3	1	9	6	2	0	1	37
at N'western	Y	4-10	1-2	10-11	0-2-2	2	19	4	2	0	2	39
vs. Minnesota	Y	5-13	2-7	3-3	0-0-0	3	15	5	1	0	0	35
vs. #12 Ohio St	Y	4-13	2-4	1-1	0-1-1	2	11	1	5	0	0	37

- Scored a team-high 20 points, bolstered by a perfect 10-10 shooting from the foul line, and also collected five rebounds, three assists and two steals in upset victory over #13 Ohio State
- Collected 13 points, two assists and a season-high seven rebounds in road triumph at Michigan
- Registered nine points and a game-high six assists in home win over Illinois
- Netted 15 of her game-high 19 points in the second half and also collected four assists and two steals in road victory at Northwestern
- Posted 15 points and a team-high five assists in Big Ten Tournament quarterfinals win over fifth-seeded Minnesota

### Personal Bests

<b>Points:</b>	25, vs. Minnesota, 1/25/07
<b>Rebounds:</b>	8, at Ohio State, 2/21/08
<b>FGM:</b>	9, vs. Purdue, 1/3/07
<b>FGA:</b>	21, vs. Penn State, 2/1/09
<b>FTM</b>	11, twice, last vs. Wisconsin, 2/25/07
<b>FTA:</b>	13, vs. Wisconsin, 2/25/07
<b>Assists:</b>	10, at Minnesota, 12/28/06
<b>Steals:</b>	5, twice, last vs. Indiana, 2/3/08
<b>Blocks:</b>	1, three times, last vs. Minnesota, 1/25/07
<b>Minutes:</b>	51, vs. Penn State, 2/1/09

### CAREER STATISTICS

YEAR	G/GS	FG-A	PCT	3-PT	PCT	FT-A	PCT	RB	AVG	PF-FO	AS	TO	BK	ST	PTS	AVG
Fresh.	29/21	74-156	.474	22-53	.415	36-43	.837	61	2.1	45-0	82	73	1	29	206	7.1
Soph.	30/30	124-284	.437	45-91	.495	109-127	.858	66	2.2	82-3	124	98	2	49	402	13.4
Junior	32/32	143-349	.410	53-153	.346	86-108	.796	70	2.2	81-1	103	75	1	36	425	13.3
Senior	31/31	139-348	.399	63-150	.420	73-87	.839	66	2.1	64-1	100	82	1	31	414	13.4
<b>TOTALS</b>	<b>122/114</b>	<b>480-1137</b>	<b>.422</b>	<b>183-447</b>	<b>.409</b>	<b>304-365</b>	<b>.833</b>	<b>263</b>	<b>2.2</b>	<b>272-5</b>	<b>409</b>	<b>328</b>	<b>5</b>	<b>145</b>	<b>1447</b>	<b>11.9</b>





# University of Iowa Women's Basketball

## Updated Iowa Player Bio



## Kamille Wahlin

**Fr., 5-8, Guard**  
**Crookston, MN**  
**Crookston HS**

# #2

- Named to the coaches all-Big Ten Freshman team
- Competed in all 31 games, including starting the last 13 games
- Averaging 11.3 points, 4.5 rebounds and 4.2 assists and a staggering 2.3 assist/turnover ratio since inserted into the starting lineup
- Her 26 triples rank third-best in a single-season by an Iowa freshman
- Her 83 assists rank second-best in a single-season by an Iowa freshman
- Dished out four assists or more nine times, including the last three outings
- Ranked first in assist/turnover ratio (2.04), fourth in 3-point percentage (.415), 11th in assists (3.06) and field goal percentage (.446), and 13th in 3-pointers (1.22), in conference games only rankings
- Ranked second in assists (3.06), scoring (8.7) and 3-point percentage (.415), third in rebounding (3.6), and fifth in field goal percentage (.446), amongst Big Ten freshmen, in conference games only rankings
- Collected four points and four rebounds, and shared game highs in assists (4) and steals (3) in season opening win vs. Texas State
- Netted eight points and collected three rebounds, three assists and a team-high two steals in overtime loss to South Florida at the Paradise Jam
- Scored eight points and shared a game high with two steals in victory over #22 Iowa State
- Collected seven points, four rebounds and an assist in win over UNI
- Registered six points, four rebounds and three assists in road victory at Drake
- Had four points, one assist and one rebound in road triumph at Wisconsin
- Tallied three assists and one rebound in home loss to Purdue
- Credited with five points, one assist and one rebound in road loss at Indiana
- Recorded three assists, two rebounds, a steal and one point in road loss at Purdue
- Collected two rebounds, two points and an assist in home win over Minnesota
- Scored a season-high 12 points on 4-5 shooting from both the field and the free throw line and also collected an assist and a steal in road victory at Illinois
- Registered five points, two steals and six rebounds in home triumph over Northwestern
- Posted a double-double in her first career start, dishing out a career-high 10 assists and scoring 14 points in home win over Michigan
- Despite playing with the flu, played 27 minutes, recording six points and two assists in loss at Michigan State
- Netted 18 points and posted personal bests in rebounds (7) and minutes played (43) in triple overtime win vs. Penn State
- Tallied 10 points, collected a game-high five assists and matched a personal best with seven rebounds in home triumph over Indiana
- Recorded eight points, matched a personal best with seven rebounds and dished out a game-high six assists in loss at Minnesota
- Scored a personal-best 19 points and also dished out a team-high five assists in upset victory over #13 Ohio State
- Credited with seven points, four rebounds and two assists in 20-point come-from-behind win at Penn State
- Posted 10 points, eight rebounds and four assists in home win over Wisconsin

### Wahlin, Game-by-Game

Opp.	S	FG	3-PT	FT	O-D/RE	PF	TP	A	T	B	S	M
Texas State	N	2-3	0-1	0-0	1-3-4	0	4	4	3	0	3	21
at Kansas	N	2-3	0-0	1-2	0-1-1	3	5	0	1	0	0	11
Boston	N	0-3	0-2	1-2	0-4-4	0	1	2	1	0	2	13
vs. Texas Tech	N	0-1	0-0	0-0	0-1-1	0	0	1	3	0	0	8
vs. USF	N	4-6	0-1	0-0	1-2-3	0	8	3	4	0	2	26
vs. #3 Cal	N	1-4	0-1	2-2	0-2-2	0	4	1	1	0	0	16
at #12 Duke	N	2-4	0-0	2-2	0-1-1	0	6	3	3	0	0	16
#22 Iowa St	N	3-7	2-3	0-0	0-0-0	1	8	0	0	1	2	18
UNI	N	1-2	1-1	4-4	1-3-4	3	7	1	3	0	0	18
at Drake	N	3-4	0-0	0-0	1-3-4	2	6	3	3	0	1	21
at Wisconsin	N	1-1	0-0	2-2	1-0-1	0	4	1	1	0	0	11
Purdue	N	0-1	0-1	0-0	0-1-1	1	0	3	3	0	0	6
at Indiana	N	2-7	1-4	0-0	1-0-1	0	5	1	2	0	0	16
at Purdue	N	0-2	0-1	1-2	0-2-2	0	1	3	0	0	1	15
Minnesota	N	1-2	0-0	0-0	0-2-2	1	2	1	0	0	0	14
at Illinois	N	4-5	0-0	4-5	0-1-1	0	12	1	1	0	1	15
N'western	N	2-4	1-2	0-0	2-4-6	2	5	1	2	0	2	19
Michigan	Y	6-9	1-3	1-2	1-3-4	0	14	10	2	0	0	35
at Mich. State	Y	3-9	0-1	0-0	0-1-1	0	6	2	1	0	1	27
Penn State	Y	7-12	4-7	0-2	1-6-7	1	18	2	0	0	1	43
Indiana	Y	3-9	1-3	3-4	0-7-7	0	10	5	2	0	0	36
at Minnesota	Y	2-10	2-6	2-2	3-4-7	1	8	6	3	0	2	37
#13 Ohio State	Y	8-14	2-2	1-2	0-2-2	1	19	5	2	0	0	37
at Penn State	Y	3-11	1-4	0-0	0-4-4	0	7	2	0	0	0	34
Wisconsin	Y	2-5	2-3	4-4	2-6-8	1	10	4	4	0	0	31
at Michigan	Y	3-8	1-3	0-1	0-4-4	2	7	2	2	0	0	32
Illinois	Y	5-12	3-7	0-0	0-2-2	1	13	1	0	0	1	32
at N'western	Y	6-9	3-6	1-2	2-2-4	2	16	6	2	0	1	37
vs. Minnesota	Y	3-4	0-1	2-2	0-1-1	1	8	4	2	0	1	28
vs. #12 Ohio St	Y	5-7	1-1	0-0	2-5-7	2	11	6	4	0	0	36

- Collected seven points, four rebounds and two assists in road triumph at Michigan
- Registered 13 points, two rebounds, one assist and one steal in home win over Illinois
- Netted 13 of her 16 points in the second half and collected a game-high six assists in road victory at Northwestern
- Tallied eight points and four assists in Big Ten Tournament quarterfinals win over fifth-seeded Minnesota
- Posted team bests in points (11), rebounds (7) and assists (6) in Big Ten Tournament semifinals loss to top-seeded Ohio State

### Personal Bests

<b>Points:</b>	19, vs. Ohio State, 2/12/09
<b>Rebounds:</b>	8, vs. Wisconsin, 2/19/09
<b>FGM:</b>	7, vs. Penn State, 2/1/09
<b>FGA:</b>	14, Ohio State, 2/12/09
<b>FTM</b>	4, twice, last at Illinois, 1/15/09
<b>FTA:</b>	5, at Illinois, 1/15/09
<b>Assists:</b>	10, vs. Michigan, 1/26/09
<b>Steals:</b>	3, vs. Texas State, 11/16/08
<b>Blocks:</b>	---
<b>Minutes:</b>	43, vs. Penn State, 2/1/09

### CAREER STATISTICS


YEAR	G/GS	FG-A	PCT	3-PT	PCT	FT-A	PCT	RB	AVG	PF-FO	AS	TO	BK	ST	PTS	AVG
Fresh.	31/13	86-182	.473	26-64	.406	31-42	.738	97	3.1	25-0	83	58	1	21	229	7.4




Kamille Wahlin



Megan Skouby



Kachine Alexander



Kristi Smith



Wendy Ausdemore



**2008-09 IOWA WOMEN'S BASKETBALL**  
**Iowa Combined Team Statistics (as of Mar 11, 2009)**  
**All games**

<b>RECORD:</b>	<b>OVERALL</b>	<b>HOME</b>	<b>AWAY</b>	<b>NEUTRAL</b>
ALL GAMES	21-10	13-1	6-6	2-3
CONFERENCE	13-5	8-1	5-4	0-0
NON-CONFERENCE	8-5	5-0	1-2	2-3

#	Player	gp-gs	min	avg	Total		3-Point		F-Throw		Rebounds				pf	dq	a	to	blk	stl	pts	avg
					fg-fga	pct	3fg-fga	pct	ft-fga	pct	off	def	tot	avg								
11	Smith, Kristi	31-31	1049	33.8	139-348	.399	63-150	.420	73-87	.839	9	57	66	2.1	64	1	100	82	1	31	414	13.4
44	Skouby, Megan	31-31	949	30.6	144-311	.463	5-18	.278	91-110	.827	51	101	152	4.9	69	1	22	38	45	12	384	12.4
32	Ausdemore, Wendy	31-31	1019	32.9	136-298	.456	59-161	.366	52-57	.912	48	106	154	5.0	56	1	75	62	4	29	383	12.4
21	Alexander, Kachine	31-31	935	30.2	90-211	.427	2-12	.167	120-162	.741	81	191	272	8.8	77	3	118	90	7	26	302	9.7
45	Hamlin, JoAnn	26-18	607	23.3	80-164	.488	1-7	.143	36-51	.706	48	110	158	6.1	87	5	20	69	23	11	197	7.6
02	Wahlin, Kamille	31-13	720	23.2	86-182	.473	26-64	.406	31-42	.738	19	78	97	3.1	25	0	83	58	1	21	229	7.4
31	Draxten, Hannah	29-0	397	13.7	32-93	.344	23-65	.354	10-11	.909	19	41	60	2.1	35	1	33	20	1	9	97	3.3
20	Krei, Kelly	27-0	391	14.5	19-54	.352	7-19	.368	30-37	.811	7	55	62	2.3	27	0	11	29	2	6	75	2.8
43	VanderPol, Nicole	3-0	18	6.0	3-3	1.000	0-0	.000	1-2	.500	2	6	8	2.7	5	1	1	4	1	2	7	2.3
50	Nyenhuis, Lindsey	17-0	99	5.8	5-27	.185	4-24	.167	0-0	.000	4	7	11	0.6	2	0	6	6	0	3	14	0.8
13	Jones, Shante	10-0	27	2.7	3-11	.273	0-1	.000	2-3	.667	3	2	5	0.5	2	0	2	4	1	3	8	0.8
22	Cermak, Kelsey	17-0	89	5.2	2-9	.222	0-1	.000	0-0	.000	4	5	9	0.5	10	0	3	3	4	5	4	0.2
Team											64	64	128				23					
Total.....		31	6300		739-1711	.432	190-522	.364	446-562	.794	359	823	1182	38.1	459	13	474	488	90	158	2114	68.2
Opponents.....		31	6300		749-1942	.386	165-532	.310	306-456	.671	450	670	1120	36.1	541	10	391	418	110	231	1969	63.5

<b>TEAM STATISTICS</b>	<b>IOWA</b>	<b>OPP</b>	<b>Date</b>	<b>Opponent</b>	<b>Score</b>	<b>Att.</b>
SCORING	2114	1969	11/16/08	TEXAS STATE	W 87-45	3106
Points per game	68.2	63.5	11/18/08	at Kansas	L 55-76	5186
Scoring margin	+4.7	-	^ 11/22/08	BOSTON UNIVERSITY	W 83-58	2870
FIELD GOALS-ATT	739-1711	749-1942	^ 11/23/08	PROVIDENCE	W 64-46	2636
Field goal pct	.432	.386	# 11/27/08	vs Texas Tech	W 56-48	1319
3 POINT FG-ATT	190-522	165-532	# 11/28/08	vs South Florida	Lot 79-82	1510
3-point FG pct	.364	.310	# 11/29/08	vs #3 California	L 43-76	2022
3-pt FG made per game	6.1	5.3	\$ 12/04/08	at #12 Duke	L 47-71	5328
FREE THROWS-ATT	446-562	306-456	12/07/08	#22 IOWA STATE	W 66-46	5560
Free throw pct	.794	.671	12/11/08	NORTHERN IOWA	W 72-46	2630
F-Throws made per game	14.4	9.9	12/20/08	at Drake	W 71-53	2759
REBOUNDS	1182	1120	* 12/22/08	at Wisconsin	W 73-63	5553
Rebounds per game	38.1	36.1	* 12/28/08	PURDUE	L 60-69	3589
Rebounding margin	+2.0	-	* 01/04/09	at Indiana	L 54-76	1913
ASSISTS	474	391	* 01/08/09	at Purdue	L 49-60	8663
Assists per game	15.3	12.6	* 01/11/09	MINNESOTA	W 74-57	4251
TURNOVERS	488	418	* 01/15/09	at Illinois	W 72-62	1128
Turnovers per game	15.7	13.5	* 01/18/09	NORTHWESTERN	W 74-46	3648
Turnover margin	-2.3	-	* 01/26/09	MICHIGAN	W 77-69	3722
Assist/turnover ratio	1.0	0.9	* 01/29/09	at Michigan State	L 56-68	4574
STEALS	158	231	* 02/01/09	PENN STATE	Wot 97-89	3486
Steals per game	5.1	7.5	* 02/05/09	INDIANA	W 69-67	2489
BLOCKS	90	110	* 02/08/09	at Minnesota	L 58-64	7848
Blocks per game	2.9	3.5	* 02/12/09	#13 OHIO STATE	W 85-75	3263
ATTENDANCE	47530	74237	* 02/15/09	at Penn State	W 63-57	9536
Home games-Avg/Game	14-3395	12-4614	* 02/19/09	WISCONSIN	W 72-65	3086
Neutral site-Avg/Game	-	5-3773	* 02/22/09	at Michigan	W 68-64	1524
			* 02/26/09	ILLINOIS	W 69-56	3194
			* 03/01/09	at Northwestern	W 86-79	1362
			% 03/06/09	vs Minnesota	W 79-64	6550
			% 03/07/09	vs #12 Ohio State	L 56-72	7462

<b>Score by Periods</b>	<b>1st</b>	<b>2nd</b>	<b>OT</b>	<b>OT2</b>	<b>OT3</b>	<b>Totals</b>
Iowa	949	1133	16	6	10	2114
Opponents	879	1063	19	6	2	1969

^ = KCRG-TV9 Hawkeye Challenge, Iowa City, IA  
# = Paradise Jam, U.S. Virgin Islands  
\$ = ACC/Big Ten Challenge  
\* = Conference game  
% = Big Ten Tournament, Indianapolis, IN

**2008-09 IOWA WOMEN'S BASKETBALL**  
**Iowa Combined Team Statistics (as of Mar 11, 2009)**  
**Conference games**

<b>RECORD:</b>	<b>OVERALL</b>	<b>HOME</b>	<b>AWAY</b>	<b>NEUTRAL</b>
ALL GAMES	13-5	8-1	5-4	0-0
CONFERENCE	13-5	8-1	5-4	0-0
NON-CONFERENCE	0-0	0-0	0-0	0-0

#	Player	gp-gs	min	avg	Total		3-Point		F-Throw		Rebounds				pf	dq	a	to	blk	stl	pts	avg
					fg-fga	pct	3fg-fga	pct	ft-fa	pct	off	def	tot	avg								
11	Smith, Kristi	18-18	672	37.3	88-216	.407	44-99	.444	53-63	.841	6	36	42	2.3	36	0	62	48	0	20	273	15.2
32	Ausdemore, Wendy	18-18	620	34.4	85-184	.462	35-97	.361	32-36	.889	30	48	78	4.3	39	1	49	37	2	19	237	13.2
44	Skouby, Megan	18-18	577	32.1	84-185	.454	2-7	.286	36-43	.837	35	62	97	5.4	38	0	12	18	23	10	206	11.4
21	Alexander, Kachine	18-18	575	31.9	54-127	.425	1-4	.250	87-115	.757	45	129	174	9.7	53	2	81	51	3	15	196	10.9
02	Wahlin, Kamille	18-11	477	26.5	58-130	.446	22-53	.415	19-28	.679	13	51	64	3.6	13	0	55	27	0	10	157	8.7
45	Hamlin, JoAnn	13-7	305	23.5	40-79	.506	1-4	.250	18-25	.720	18	51	69	5.3	40	2	7	32	8	6	99	7.6
31	Draxten, Hannah	17-0	240	14.1	21-59	.356	14-41	.341	7-7	1.000	14	15	29	1.7	20	1	20	12	1	4	63	3.7
20	Krei, Kelly	15-0	133	8.9	5-16	.313	2-3	.667	7-8	.875	1	22	23	1.5	11	0	2	9	1	4	19	1.3
50	Nyenhuis, Lindsey	6-0	13	2.2	2-7	.286	2-7	.286	0-0	.000	0	1	1	0.2	1	0	0	2	0	1	6	1.0
13	Jones, Shante	2-0	2	1.0	0-1	.000	0-0	.000	0-0	.000	0	0	0	0.0	0	0	0	0	0	0	0	0.0
22	Cermak, Kelsey	11-0	61	5.5	0-5	.000	0-1	.000	0-0	.000	2	3	5	0.5	6	0	3	3	3	4	0	0.0
43	VanderPol, Nicole	1-0	0	0.0	0-0	.000	0-0	.000	0-0	.000	0	1	1	1.0	0	0	0	0	0	0	0	0.0
Team											37	40	77				13					
Total.....		18	3675		437-1009	.433	123-316	.389	259-325	.797	201	459	660	36.7	257	6	291	252	41	93	1256	69.8
Opponents.....		18	3675		460-1131	.407	97-303	.320	169-239	.707	252	400	652	36.2	309	4	251	239	68	121	1186	65.9

<b>TEAM STATISTICS</b>	<b>IOWA</b>	<b>OPP</b>	<b>Date</b>	<b>Opponent</b>	<b>Score</b>	<b>Att.</b>
SCORING	1256	1186	* 12/22/08	at Wisconsin	w 73-63	5553
Points per game	69.8	65.9	* 12/28/08	PURDUE	L 60-69	3589
Scoring margin	+3.9	-	* 01/04/09	at Indiana	L 54-76	1913
FIELD GOALS-ATT	437-1009	460-1131	* 01/08/09	at Purdue	L 49-60	8663
Field goal pct	.433	.407	* 01/11/09	MINNESOTA	w 74-57	4251
3 POINT FG-ATT	123-316	97-303	* 01/15/09	at Illinois	w 72-62	1128
3-point FG pct	.389	.320	* 01/18/09	NORTHWESTERN	w 74-46	3648
3-pt FG made per game	6.8	5.4	* 01/26/09	MICHIGAN	w 77-69	3722
FREE THROWS-ATT	259-325	169-239	* 01/29/09	at Michigan State	L 56-68	4574
Free throw pct	.797	.707	* 02/01/09	PENN STATE	Wot 97-89	3486
F-Throws made per game	14.4	9.4	* 02/05/09	INDIANA	w 69-67	2489
REBOUNDS	660	652	* 02/08/09	at Minnesota	L 58-64	7848
Rebounds per game	36.7	36.2	* 02/12/09	#13 OHIO STATE	w 85-75	3263
Rebounding margin	+0.4	-	* 02/15/09	at Penn State	w 63-57	9536
ASSISTS	291	251	* 02/19/09	WISCONSIN	w 72-65	3086
Assists per game	16.2	13.9	* 02/22/09	at Michigan	w 68-64	1524
TURNOVERS	252	239	* 02/26/09	ILLINOIS	w 69-56	3194
Turnovers per game	14.0	13.3	* 03/01/09	at Northwestern	w 86-79	1362
Turnover margin	-0.7	-				
Assist/turnover ratio	1.2	1.1				
STEALS	93	121				
Steals per game	5.2	6.7				
BLOCKS	41	68				
Blocks per game	2.3	3.8				
ATTENDANCE	30728	42101				
Home games-Avg/Game	9-3414	9-4678				
Neutral site-Avg/Game	-	0-0				

^ = KCRG-TV9 Hawkeye Challenge, Iowa City, IA  
# = Paradise Jam, U.S. Virgin Islands  
\$ = ACC/Big Ten Challenge  
\* = Conference game  
% = Big Ten Tournament, Indianapolis, IN

<b>Score by Periods</b>	<b>1st</b>	<b>2nd</b>	<b>OT</b>	<b>OT2</b>	<b>OT3</b>	<b>Totals</b>
Iowa	540	689	11	6	10	1256
Opponents	506	661	11	6	2	1186

**2008-09 IOWA WOMEN'S BASKETBALL**  
**Iowa Category Leaders (as of Mar 11, 2009)**  
**All games**

<b>Points</b>	<b>G</b>	<b>Pts</b>	<b>Pts/G</b>	<b>Scoring Average</b>	<b>G</b>	<b>Pts</b>	<b>Avg/G</b>
Smith, Kristi	31	414	13.4	Smith, Kristi	31	414	13.4
Skouby, Megan	31	384	12.4	Skouby, Megan	31	384	12.4
Ausdemore, Wendy	31	383	12.4	Ausdemore, Wendy	31	383	12.4
Alexander, Kachine	31	302	9.7	Alexander, Kachine	31	302	9.7
Wahlin, Kamille	31	229	7.4	Hamlin, JoAnn	26	197	7.6
Hamlin, JoAnn	26	197	7.6	Wahlin, Kamille	31	229	7.4
Draxten, Hannah	29	97	3.3	Draxten, Hannah	29	97	3.3
Krei, Kelly	27	75	2.8	Krei, Kelly	27	75	2.8
Nyenhuis, Lindsey	17	14	0.8	VanderPol, Nicole	3	7	2.3
Jones, Shante	10	8	0.8	Nyenhuis, Lindsey	17	14	0.8
VanderPol, Nicole	3	7	2.3	Jones, Shante	10	8	0.8
Cermak, Kelsey	17	4	0.2	Cermak, Kelsey	17	4	0.2

<b>FG Percentage</b>	<b>FG</b>	<b>Att</b>	<b>Pct</b>	<b>Field Goal Attempts</b>	<b>G</b>	<b>Att</b>	<b>Att/G</b>
VanderPol, Nicole	3	3	1.000	Smith, Kristi	31	348	11.2
Hamlin, JoAnn	80	164	.488	Skouby, Megan	31	311	10.0
Wahlin, Kamille	86	182	.473	Ausdemore, Wendy	31	298	9.6
Skouby, Megan	144	311	.463	Alexander, Kachine	31	211	6.8
Ausdemore, Wendy	136	298	.456	Wahlin, Kamille	31	182	5.9
Alexander, Kachine	90	211	.427				
Smith, Kristi	139	348	.399	<b>Field Goals Made</b>	<b>G</b>	<b>Made</b>	<b>Made/G</b>
Krei, Kelly	19	54	.352	Skouby, Megan	31	144	4.6
Draxten, Hannah	32	93	.344	Smith, Kristi	31	139	4.5
Jones, Shante	3	11	.273	Ausdemore, Wendy	31	136	4.4
Cermak, Kelsey	2	9	.222	Alexander, Kachine	31	90	2.9
Nyenhuis, Lindsey	5	27	.185	Wahlin, Kamille	31	86	2.8

<b>3-Point Percentage</b>	<b>3FG</b>	<b>Att</b>	<b>Pct</b>	<b>3-Point FG Attempts</b>	<b>G</b>	<b>Att</b>	<b>Att/G</b>
Smith, Kristi	63	150	.420	Ausdemore, Wendy	31	161	5.2
Wahlin, Kamille	26	64	.406	Smith, Kristi	31	150	4.8
Krei, Kelly	7	19	.368	Draxten, Hannah	29	65	2.2
Ausdemore, Wendy	59	161	.366	Wahlin, Kamille	31	64	2.1
Draxten, Hannah	23	65	.354	Nyenhuis, Lindsey	17	24	1.4
Skouby, Megan	5	18	.278				
Nyenhuis, Lindsey	4	24	.167	<b>3-Point FG Made</b>	<b>G</b>	<b>Made</b>	<b>Made/G</b>
Alexander, Kachine	2	12	.167	Smith, Kristi	31	63	2.0
Hamlin, JoAnn	1	7	.143	Ausdemore, Wendy	31	59	1.9
Cermak, Kelsey	0	1	.000	Wahlin, Kamille	31	26	0.8
Jones, Shante	0	1	.000	Draxten, Hannah	29	23	0.8
				Krei, Kelly	27	7	0.3

<b>Free Throw Percent</b>	<b>FG</b>	<b>Att</b>	<b>Pct</b>	<b>Free Throw Attempts</b>	<b>G</b>	<b>Att</b>	<b>Att/G</b>
Ausdemore, Wendy	52	57	.912	Alexander, Kachine	31	162	5.2
Draxten, Hannah	10	11	.909	Skouby, Megan	31	110	3.5
Smith, Kristi	73	87	.839	Smith, Kristi	31	87	2.8
Skouby, Megan	91	110	.827	Ausdemore, Wendy	31	57	1.8
Krei, Kelly	30	37	.811	Hamlin, JoAnn	26	51	2.0
Alexander, Kachine	120	162	.741				
Wahlin, Kamille	31	42	.738	<b>Free Throws Made</b>	<b>G</b>	<b>Made</b>	<b>Made/G</b>
Hamlin, JoAnn	36	51	.706	Alexander, Kachine	31	120	3.9
Jones, Shante	2	3	.667	Skouby, Megan	31	91	2.9
VanderPol, Nicole	1	2	.500	Smith, Kristi	31	73	2.4
				Ausdemore, Wendy	31	52	1.7
				Hamlin, JoAnn	26	36	1.4

**2008-09 IOWA WOMEN'S BASKETBALL**  
**Iowa Category Leaders (as of Mar 11, 2009)**  
**All games**

<b>Rebounds</b>	<b>G</b>	<b>Reb</b>	<b>Reb/G</b>
Alexander, Kachine	31	272	8.8
Hamlin, JoAnn	26	158	6.1
Ausdemore, Wendy	31	154	5.0
Skouby, Megan	31	152	4.9
Wahlin, Kamille	31	97	3.1

<b>Assists</b>	<b>G</b>	<b>No.</b>	<b>Ast/G</b>
Alexander, Kachine	31	118	3.8
Smith, Kristi	31	100	3.2
Wahlin, Kamille	31	83	2.7
Ausdemore, Wendy	31	75	2.4
Draxten, Hannah	29	33	1.1

<b>Rebound Average</b>	<b>G</b>	<b>Reb</b>	<b>Avg/G</b>
Alexander, Kachine	31	272	8.8
Hamlin, JoAnn	26	158	6.1
Ausdemore, Wendy	31	154	5.0
Skouby, Megan	31	152	4.9
Wahlin, Kamille	31	97	3.1

<b>Steals</b>	<b>G</b>	<b>No.</b>	<b>Stl/G</b>
Smith, Kristi	31	31	1.0
Ausdemore, Wendy	31	29	0.9
Alexander, Kachine	31	26	0.8
Wahlin, Kamille	31	21	0.7
Skouby, Megan	31	12	0.4

<b>Offensive Rebounds</b>	<b>G</b>	<b>No.</b>	<b>Avg/G</b>
Alexander, Kachine	31	81	2.6
Skouby, Megan	31	51	1.6
Hamlin, JoAnn	26	48	1.8
Ausdemore, Wendy	31	48	1.5
Wahlin, Kamille	31	19	0.6
Draxten, Hannah	29	19	0.7

<b>Blocked Shots</b>	<b>G</b>	<b>No.</b>	<b>Blk/G</b>
Skouby, Megan	31	45	1.5
Hamlin, JoAnn	26	23	0.9
Alexander, Kachine	31	7	0.2
Cermak, Kelsey	17	4	0.2
Ausdemore, Wendy	31	4	0.1

<b>Defensive Rebounds</b>	<b>G</b>	<b>No.</b>	<b>Avg/G</b>
Alexander, Kachine	31	191	6.2
Hamlin, JoAnn	26	110	4.2
Ausdemore, Wendy	31	106	3.4
Skouby, Megan	31	101	3.3
Wahlin, Kamille	31	78	2.5

<b>Minutes</b>	<b>G</b>	<b>No.</b>	<b>Min/G</b>
Smith, Kristi	31	1049	33.8
Ausdemore, Wendy	31	1019	32.9
Skouby, Megan	31	949	30.6
Alexander, Kachine	31	935	30.2
Wahlin, Kamille	31	720	23.2

<b>Fouls</b>	<b>G</b>	<b>No.</b>	<b>Per/G</b>
Hamlin, JoAnn	26	87	3.3
Alexander, Kachine	31	77	2.5
Skouby, Megan	31	69	2.2
Smith, Kristi	31	64	2.1
Ausdemore, Wendy	31	56	1.8

<b>Turnovers</b>	<b>G</b>	<b>No.</b>	<b>TO/G</b>
Alexander, Kachine	31	90	2.9
Smith, Kristi	31	82	2.6
Hamlin, JoAnn	26	69	2.7
Ausdemore, Wendy	31	62	2.0
Wahlin, Kamille	31	58	1.9

<b>Foulsouts</b>	<b>G</b>	<b>No.</b>
Hamlin, JoAnn	26	5
Alexander, Kachine	31	3
Smith, Kristi	31	1
Skouby, Megan	31	1
VanderPol, Nicole	3	1
Ausdemore, Wendy	31	1
Draxten, Hannah	29	1



# University of Iowa Women's Basketball

## Iowa Post-Season History

### ALL-TIME NCAA TOURNAMENT RESULTS 16-17 Record

#### 1986 Midwest Region

2nd Round - Lost to Tennessee, 68-73 in Knoxville, TN

#### 1987 Midwest Region (No. 3 seed)

2nd Round - Defeated New Orleans, 69-46 in Iowa City  
Sweet 16 - Defeated Georgia, 62-60 in Monroe, LA  
Elite 8 - Lost to Louisiana Tech, 65-66 in Monroe, LA

#### 1988 West Region (No. 1 seed)

2nd Round - Defeated Stephen F. Austin, 83-65 in Iowa City  
Sweet 16 - Defeated Southern Cal., 76-67 in Long Beach, CA  
Elite 8 - Lost to Long Beach State, 78-98 in Long Beach, CA

#### 1989 Midwest Region (No. 3 seed)

2nd Round - Defeated Tennessee Tech, 77-75 in Iowa City  
Sweet 16 - Lost to Stanford, 74-98 in Ruston, LA

#### 1990 Midwest Region (No. 3 seed)

2nd Round - Lost to Vanderbilt, 56-61 in Iowa City

#### 1991 West Region (No. 6 seed)

1st Round - Defeated Montana, 64-53 in Missoula, MT  
2nd Round - Lost to Washington, 53-70 in Seattle, WA

#### 1992 Midwest Region (No. 1 seed)

2nd Round - Lost to Missouri State, 60-61 (ot) in Iowa City

#### 1993 Midwest Region (No. 2 seed)

2nd Round - Defeated Old Dominion, 82-56 in Norfolk, VA  
Sweet 16 - Defeated Auburn, 63-50 in Iowa City  
Elite 8 - Defeated Tennessee, 72-56 in Iowa City  
Final Four - Lost to Ohio State, 72-73 (ot) in Atlanta, GA

#### 1994 Midwest Region (No. 3 seed)

1st Round - Defeated Mt. St. Mary's, 70-47 in Iowa City  
2nd Round - Lost to Alabama, 78-84 in Iowa City

#### 1996 Midwest Region (No. 2 seed)

1st Round - Defeated Butler, 72-67 in Iowa City  
2nd Round - Defeated DePaul, 72-71 in Iowa City  
Sweet 16 - Lost to Vanderbilt, 63-74 in Rosemont, IL

#### 1997 Midwest Region (No. 9 seed)

1st Round - Defeated North Carolina State, 56-50 in Storrs, CT  
2nd Round - Lost to Connecticut, 53-72 in Storrs, CT

#### 1998 Midwest Region (No. 4 seed)

1st Round - Defeated Massachusetts, 77-59, in Iowa City  
2nd Round - Lost to Kansas, 58-62, in Iowa City

#### 2001 Midwest Region (No. 4 seed)

1st Round - Defeated Oregon, 89-82 (OT), in Salt Lake City, UT  
2nd Round - Lost to Utah, 69-78, in Salt Lake City, UT

#### 2002 Midwest Region (No. 9 seed)

1st Round - Defeated Virginia, 69-62, in Storrs, CT  
2nd Round - Lost to Connecticut, 48-86, in Storrs, CT

#### 2004 East Region (No. 9 seed)

1st Round - Lost to Virginia Tech, 89-76, in Blacksburg, VA

#### 2006 San Antonio Region (No. 10 seed)

1st Round - Lost to BYU, 67-62, in Denver, CO

#### 2008 New Orleans Region (No. 9 seed)

1st Round - Lost to Georgia, 67-61, in Norfolk, VA



The 2000-01 Iowa Hawkeyes captured the Big Ten Tournament title in Lisa Bluder's first season as the Hawkeyes' head coach. The Hawkeyes upset fifth-ranked Purdue, 75-70,

### Iowa's Record By Decade

<u>Years</u>	<u>Record</u>	<u>Pct.</u>
1974-1979	53-77	.408
1980-1989	184-101	.646
1990-1999	198-94	.678
2000-2009	175-110	.595

### All-Time WNIT Results

#### 5-2 Record

#### 2003

1st Round - Defeated Saint Louis, 93-64, in Iowa City, IA  
2nd Round - Defeated Marquette, 76-73, in Iowa City, IA  
Quarterfinals - Lost to Creighton, 64-70, in Iowa City, IA

#### 2005

1st Round - Defeated Creighton, 67-52, in Iowa City, IA  
2nd Round - Defeated Nebraska, 71-67, in Lincoln, NE  
Quarterfinals - Defeated Arkansas State, 66-52, in Cedar Rapids, IA  
Semifinals - Lost to Missouri State, 89-80, in Springfield, MO





# University of Iowa Women's Basketball

## Iowa Post-Season Records

### IOWA NCAA TOURNAMENT RECORDS

#### Individual

Points \_\_\_\_\_ 32, Tangela Smith vs. UMass, 1998  
 FG \_\_\_\_\_ 13, Michelle Edwards vs. S.F. Austin, 1988  
 FGA \_\_\_\_\_ 22, Michelle Edwards vs. S.F. Austin, 1988  
 3pt. FG \_\_\_\_\_ 5, Arnedo Yarbrough vs. Mount St. Mary's, 1994  
 5, Arnedo Yarbrough vs. Alabama, 1994  
 3pt. FGA \_\_\_\_\_ 13, Arnedo Yarbrough vs. Mount St. Mary's, 1994  
 FT \_\_\_\_\_ 8, Lisa Long vs. Louisiana Tech, 1987  
 8, Tangela Smith vs. UMass, 1998  
 8, Laurie Aaron vs. Ohio State, 1993  
 FTA \_\_\_\_\_ 12, Tangela Smith vs. UMass, 1998  
 Rebounds \_\_\_\_\_ 17, Shanda Berry vs. Southern California, 1988  
 Assists \_\_\_\_\_ 11, Jollette Law vs. Southern California, 1988  
 Blocks \_\_\_\_\_ 5, Tangela Smith vs. Butler, 1996  
 Steals \_\_\_\_\_ 7, Laurie Aaron vs. Old Dominion, 1993

#### Team

Points \_\_\_\_\_ 89 vs. Oregon, 2001  
 FG \_\_\_\_\_ 34 vs. S.F. Austin, 1988  
 34 vs. Tennessee Tech, 1989  
 FGA \_\_\_\_\_ 75 vs. Alabama, 1994  
 FG% \_\_\_\_\_ 61.8% vs. Tennessee Tech (34-of-55), 1989  
 3pt. FG \_\_\_\_\_ 9 vs. Alabama, 1994  
 9 vs. Georgia, 2008  
 3pt. FGA \_\_\_\_\_ 22 vs. Georgia, 2008  
 FT \_\_\_\_\_ 28 vs. Tennessee, 1993  
 FTA \_\_\_\_\_ 34 vs. Tennessee, 1993  
 FT% \_\_\_\_\_ 88.2% vs. Virginia Tech (15-of-17), 2004  
 Rebounds \_\_\_\_\_ 48 vs. Southern California, 1988  
 Assists \_\_\_\_\_ 24 vs. Southern California, 1988  
 Blocks \_\_\_\_\_ 8 vs. Virginia Tech, 2004  
 Steals \_\_\_\_\_ 18 vs. S.F. Austin, 1988

### IOWA BIG TEN TOURNAMENT RECORDS

#### Individual

Points \_\_\_\_\_ 28, Tangela Smith vs. Ohio State, 1998  
 FG \_\_\_\_\_ 12, Tangela Smith vs. Ohio State, 1998  
 FGA \_\_\_\_\_ 21, Lindsey Meder vs. Northwestern, 2000  
 3pt. FG \_\_\_\_\_ 5, Leah Magner vs. Illinois, 2001  
 3pt. FGA \_\_\_\_\_ 11, Leah Magner vs. Northwestern, 2000  
 FT \_\_\_\_\_ 11, Cara Consuegra vs. Purdue, 2001  
 FTA \_\_\_\_\_ 14, Cara Consuegra vs. Purdue, 2001  
 Rebounds \_\_\_\_\_ 15, Randi Peterson vs. Indiana, 2001  
 Assists \_\_\_\_\_ 9, Cara Consuegra vs. Illinois, 2001  
 Blocks \_\_\_\_\_ 5, Jamie Cavey vs. Penn State, 2005  
 Steals \_\_\_\_\_ 6, Randi Peterson vs. Northwestern, 2000

#### Team

Points \_\_\_\_\_ 87 vs. Indiana, 1997  
 FG \_\_\_\_\_ 31 vs. Illinois, 2001  
 FGA \_\_\_\_\_ 67 vs. Northwestern, 1999  
 67 vs. Indiana, 2001  
 FG% \_\_\_\_\_ 58.3% vs. Minnesota (28-of-48), 2003  
 3pt. FG \_\_\_\_\_ 10 vs. Illinois, 2001  
 3pt. FGA \_\_\_\_\_ 21 vs. Northwestern, 2000  
 21 vs. Illinois, 2001  
 FT \_\_\_\_\_ 28 vs. Indiana, 2001  
 FTA \_\_\_\_\_ 35 vs. Indiana, 2001  
 FT% \_\_\_\_\_ 1.000 vs. Purdue (12-of-12), 1998  
 Rebounds \_\_\_\_\_ 52 vs. Northwestern, 2003  
 Assists \_\_\_\_\_ 22 vs. Illinois, 2001  
 Blocks \_\_\_\_\_ 7 vs. Northwestern, 1997  
 Steals \_\_\_\_\_ 15 vs. Illinois, 1997


#### Individual

Points \_\_\_\_\_ 23, Jamie Cavey vs. Creighton, 2005  
 FG \_\_\_\_\_ 9, Jamie Cavey vs. Marquette, 2003  
 9, Jamie Cavey at SMS, 2005  
 FGA \_\_\_\_\_ 19, Crystal Smith vs. Arkansas State, 2005  
 19, Jamie Cavey at SMS, 2005  
 3pt. FG \_\_\_\_\_ 4, Jenna Armstrong at SMS, 2005  
 3pt. FGA \_\_\_\_\_ 6, Kristi Faulkner vs. Marquette, 2003  
 6, Johanna Solverson vs. Marquette, 2003  
 FT \_\_\_\_\_ 7, Kristi Faulkner vs. Marquette, 2003  
 FTA \_\_\_\_\_ 8, Jamie Cavey vs. Arkansas State, 2005  
 Rebounds \_\_\_\_\_ 13, Jamie Cavey at SMS, 2005  
 Assists \_\_\_\_\_ 8, Johanna Solverson, at SMS, 2005  
 Blocks \_\_\_\_\_ 4, Jennie Lillis vs. Marquette, 2003  
 Steals \_\_\_\_\_ 5, Crystal Smith vs Creighton, 2005

#### Team

Points \_\_\_\_\_ 93 vs. Saint Louis, 2003  
 FG \_\_\_\_\_ 35 vs. Saint Louis, 2003  
 FGA \_\_\_\_\_ 68 vs. Saint Louis, 2003  
 FG% \_\_\_\_\_ 52.9% at Nebraska (27-of-51), 2005  
 3pt. FG \_\_\_\_\_ 9 at SMS, 2005  
 3pt. FGA \_\_\_\_\_ 20 vs. Marquette, 2003  
 FT \_\_\_\_\_ 19 vs. Saint Louis, 2003  
 FTA \_\_\_\_\_ 22 vs. Saint Louis, 2003  
 FT% \_\_\_\_\_ 88.2% vs. Marquette (15-of-17), 2003  
 Rebounds \_\_\_\_\_ 57 vs. Saint Louis, 2003  
 Assists \_\_\_\_\_ 26 at SMS, 2005  
 Blocks \_\_\_\_\_ 4 vs. Saint Louis, 2003  
 4 vs. Marquette, 2003  
 Steals \_\_\_\_\_ 12 vs. Creighton, 2005

Tangela Smith





# University of Iowa Women's Basketball

## Updated Individual and Team Top 10

### INDIVIDUAL TOP 10

#### SCORING

Player	Pts.	Avg.	Year
1. Cindy Haugejorde	672	23.2	79-80
2. Franthea Price	614	21.2	89-90
3. Cindy Haugejorde	484	21.0	77-78
4. Michelle Edwards	621	20.1	87-88
5. Tangela Smith	577	19.9	97-98
6. Lindsey Meder	516	19.1	99-00
7. Amy Herring	504	18.7	98-99
8. Cindy Haugejorde	539	18.6	78-79
9. Crystal Smith	499	17.2	05-06
10. Crystal Smith	556	16.8	04-05
Jamie Cavey	487	16.8	03-04

#### REBOUNDING

Player	Reb.	Avg.	Year
1. Cindy Haugejorde	300	13.0	77-78
2. Cindy Haugejorde	237	11.9	76-77
3. Amy Herring	306	11.3	98-99
4. Cindy Haugejorde	295	10.2	79-80
5. Lisa Long	267	9.5	84-85
6. Jerica Watson	264	9.4	01-02
7. Jenni Mayer	196	9.3	75-76
8. Shanda Berry	276	9.2	88-89
9. Lisa Long	282	9.1	86-87
10. Randi Peterson	273	8.8	00-01

#### ASSISTS

Player	Ast.	Avg.	Year
1. Cara Consuegra	191	6.2	00-01
2. Cara Consuegra	153	5.8	98-99
3. Cara Consuegra	138	5.1	99-00
4. Lisa Anderson	128	4.7	83-84
5. April Calhoun	153	4.6	02-03
6. Nadine Domond	135	4.5	96-97
7. Michelle Edwards	140	4.5	87-88
8. Karen Clayton	113	4.3	95-96
9. Jollette Law	132	4.3	88-89
10. Jollette Law	122	4.2	89-90
Steph Schueller	122	4.2	90-91
Laurie Aaron	122	4.2	91-92

#### STEALS

Player	Steals	Avg.	Year
1. Laurie Aaron	122	3.9	92-93
2. Laurie Aaron	101	3.5	91-92
3. Franthea Price	95	3.0	88-89
4. Franthea Price	84	2.9	89-90
4. Michelle Edwards	89	2.9	87-88
6. Lynn Kennedy	79	2.7	85-86
7. Jerica Watson	72	2.6	01-02
8. Steph Schueller	76	2.6	90-91
9. Crystal Smith	70	2.4	05-06
10. Crystal Smith	80	2.4	03-04

#### FG PERCENTAGE

Player	FG-FGA	Pct.	Year
1. Cathy Marx	71-106	.670	91-92
2. Jamie Cavey	73-114	.640	02-03
3. Lisa Becker	135-255	.529	85-86
4. Michelle Edwards	265-457	.580	87-88
5. Jamie Cavey	190-338	.562	03-04
6. Tangela Smith	240-429	.559	97-98
7. Shanda Berry	205-368	.557	88-89
8. Toni Foster	189-341	.554	90-91
9. Cathy Marx	139-251	.554	93-94
10. Cathy Marx	80-145	.552	92-93
Cindi Gaule	90-163	.552	78-79

#### 3-PT FG PERCENTAGE (min. 45 att.)

Player	3PT-3PTA	Pct.	Year
1. Franthea Price	28-46	.608	87-88
2. Kristi Smith	45-91	.495	06-07
3. Wendy Ausdemore	78-171	.456	07-08
4. Franthea Price	47-108	.451	89-90
5. Lindsey Meder	49-114	.449	98-99
6. Kristi Faulkner	57-129	.442	03-04
7. Lindsey Meder	84-194	.433	01-02
8. Kristi Smith	63-150	.420	08-09
9. Wendy Ausdemore	62-149	.416	06-07
10. Kristi Smith	22-53	.415	05-06

#### FT PERCENTAGE (min. 65 att.)

Player	FT-FTA	Pct.	Year
1. Wendy Ausdemore	55-61	.902	06-07
2. Lindsey Meder	101-113	.894	00-01
3. Kristi Faulkner	145-165	.879	02-03
4. Kristi Faulkner	92-106	.868	03-04
5. Kristi Smith	109-127	.858	06-07
6. Megan Skouby	97-114	.851	06-07
7. Crystal Smith	125-147	.850	05-06
8. Lynn Oberbiling	56-66	.848	77-78
9. Lisa Anderson	71-84	.845	80-81
10. Megan Skouby	91-110	.827	08-09

### TEAM TOP 10

#### SCORING

Year	Pts.	Avg.
1. 1987-88	2406	77.6
2. 2000-01	1927	76.7
3. 1978-9	2220	76.5
4. 1989-90	2210	76.2
5. 2001-02	2209	76.2
6. 1988-89	2409	75.3
7. 2003-04	2129	73.4
8. 1992-93	2258	72.8
9. 1980-81	1816	72.6
10. 2005-06	2097	72.3

#### REBOUNDING

Year	Reb.	Avg.
1. 1977-78	965	41.9
2. 1995-96	1298	41.9
3. 1992-93	1297	41.8
4. 1994-95	1144	40.9
5. 1978-79	1173	40.4
6. 1975-76	1131	40.3
7. 2001-02	1167	40.2
8. 1984-85	1105	39.5
9. 1999-00	1067	39.5
10. 1980-81	983	39.0
1987-88	1210	39.0

#### ASSISTS

Year	Ast.	Avg.
1. 1981-82	287	19.1
2. 2000-01	572	18.5
3. 2001-02	518	17.9
4. 2002-03	567	17.2
5. 1991-92	490	16.9
6. 2005-06	486	16.8
7. 2003-04	485	16.7
8. 1998-99	432	16.6
9. 1986-87	512	16.5
1990-91	494	16.5
1995-96	428	16.5

#### STEALS

Year	Steals	Avg.
1. 1988-89	414	12.9
2. 1987-88	393	12.7
3. 1991-92	365	12.6
4. 1989-90	349	12.0
5. 1992-93	345	11.1
6. 1986-87	328	10.6
7. 1985-86	298	10.2
8. 1990-91	301	10.0
9. 1983-84	258	9.6
2000-01	299	9.6

#### 3-PT FG PERCENTAGE

Year	3PT-3PTA	Pct.
1. 2006-07	157-391	.402
2. 1989-90	80-200	.400
3. 2007-08	197-506	.389
4. 1987-88	33-86	.384
5. 1998-99	93-247	.377
6. 2000-01	175-473	.370
7. 1993-94	51-139	.367
8. 2003-04	176-483	.364
9. 2008-09	190-522	.364
10. 2005-06	142-395	.359
2001-02	199-554	.359

#### FG PERCENTAGE

Year	FG-FGA	Pct.
1. 1987-88	997-2009	.496
2. 1985-86	846-1737	.487
3. 1986-87	928-1919	.484
3. 1988-89	977-2018	.484
5. 1990-91	822-1732	.475
6. 1991-92	842-1793	.470
7. 2004-05	858-1831	.469
8. 1989-90	893-1922	.465
9. 1996-97	801-1721	.465
10. 1997-98	769-1662	.463

#### FT PERCENTAGE

Year	FT-FTA	Pct.
1. 2008-09	446-562	.794
2. 2006-07	456-579	.788
3. 2003-04	433-563	.769
4. 2005-06	447-588	.760
5. 1980-81	338-455	.744
6. 2002-03	512-689	.743
7. 2007-08	373-509	.733
8. 2000-01	510-709	.719
9. 1999-00	396-557	.711
10. 2004-05	433-615	.704





# University of Iowa Women's Basketball

## Updated Iowa Sophomore and Junior Records

### FRESHMAN LEADERS

#### Scoring

1. Lisa Becker (1983-84)	416
2. Megan Skouby (2005-06)	414
3. Lindsey Meder (1998-99)	376
4. Cindy Haugejorde (1976-77)	364
5. Tiffany Gooden (1994-95)	349
6. Jennie Lillis (2000-01)	333
7. Robin Anderson (1980-81)	326
8. Johanna Solverson (2002-03)	285
9. Lisa Anderson (1980-81)	274
10. Michelle Edwards (1984-85)	268

#### Blocks

1. Tangela Smith (1994-95)	73
2. Megan Skouby (2005-06)	47
3. Jennie Lillis (2000-01)	22
4. Toni Foster (1989-90)	18
5. Johanna Solverson (2002-03)	17

#### 3-Pointers Made

1. Lindsey Meder (1998-99)	49
2. Johanna Solverson (2002-03)	30
3. Leah Magner (1998-99)	26
<b>Kamille Wahlin (2008-09)</b>	<b>26</b>
<b>5. Hannah Draxten (2008-09)</b>	<b>23</b>

#### Rebounding

1. Krista VandeVenter (2004-05)	252
2. Cindy Haugejorde (1976-77)	237
3. Jennie Lillis (2000-01)	173
4. Lynn Kennedy (1983-84)	152
5. Toni Foster (1989-90)	143

#### Assists

1. Cara Consuegra (1997-98)	94
<b>2. Kamille Wahlin (2008-09)</b>	<b>83</b>
3. Kristi Smith (2005-06)	82
4. Necole Tunsil (1990-91)	78
5. Jennie Lillis (2000-01)	76

#### Steals

1. Johanna Solverson (2002-03)	57
2. Lynn Kennedy (1983-84)	39
3. Krista VandeVenter (2004-05)	36
4. Jennie Lillis (2000-01)	34
5. Necole Tunsil (1990-91)	33

### SOPHOMORE LEADERS

#### Scoring

1. Kristi Faulkner (2002-03)	539
2. Lindsey Meder (1999-00)	516
3. Cindy Haugejorde (1977-78)	484
4. Tiffany Gooden (1995-96)	481
5. Toni Foster (1990-91)	475
6. Jennie Lillis (2001-02)	429
7. Franthea Price (1987-88)	423
8. Tangela Smith (1995-96)	422
9. Kristi Smith (2006-07)	402
10. Wendy Ausdemore (2006-07)	381

#### Blocks

1. Tangela Smith (1996-97)	69
2. Toni Foster (1990-91)	40
3. Megan Skouby (2006-07)	37
4. JoAnn Hamlin (2007-08)	23
5. Jennie Lillis (2001-02)	22

#### Rebounds

1. Cindy Haugejorde (1997-78)	300
<b>2. Kachine Alexander (2008-09)</b>	<b>272</b>
3. Lisa Long (1984-85)	267
4. Toni Foster (1990-91)	247
5. Krista VandeVenter (2005-06)	237

#### 3-Pointers Made

1. Wendy Ausdemore (2006-07)	62
2. Lindsey Meder (1999-00)	60
3. Kristi Smith (2006-07)	45
4. Lindsey Nyenhuis (2006-07)	39
5. Nadine Domond (1995-96)	34

#### Assists

1. Cara Consuegra (1998-99)	153
April Calhoun (2002-03)	153
3. Kristi Smith (2006-07)	121
<b>4. Kachine Alexander (2008-09)</b>	<b>118</b>
5. Steph Schueler (1988-89)	105

#### Steals

1. Krista VandeVenter (2005-06)	61
2. Toni Foster (1990-91)	56
3. Karen Clayton (1993-94)	55
4. Nadine Domond (1995-96)	49
Crystal Smith (2003-04)	49
Kristi Smith (2006-07)	49







# University of Iowa Women's Basketball

## Updated Iowa Sophomore and Junior Records

### JUNIOR LEADERS

#### Scoring

1. Michelle Edwards (1986-87)	564
2. Crystal Smith (2004-05)	556
3. Kristi Faulkner (2002-03)	539
Cindy Haugejorde (1978-79)	539
5. Jennie Lillis (2002-03)	537
6. Lindsey Meder (2000-01)	523
7. Jamie Cavey (2003-04)	487
8. Tiffany Gooden (1996-97)	481
9. Franthea Price (1988-89)	459
10. Shanda Berry (1978-88)	449

#### Blocks

1. Toni Foster (1991-92)	47
2. Jennie Lillis (2002-03)	40
3. Tangela Smith (1996-97)	39
4. Lisa Becker (1985-86)	28
5. Megan Skouby (2007-08)	23

#### Rebounds

1. Shanda Berry (1987-88)	263
2. Toni Foster (1991-92)	243
3. Lisa Long (1985-86)	240
4. Jennie Lillis (2002-03)	239
5. Cindy Haugejorde (1978-79)	235

#### 3-Pointers Made

1. Wendy Ausdemore (2007-08)	78
2. Lindsey Meder (2000-01)	68
3. Kristi Smith (2007-08)	53
4. Kristi Faulkner (2002-03)	52
5. Crystal Smith (2004-05)	49

#### Assists

1. Cara Consuegra (1999-00)	138
2. Johanna Solverson (2004-05)	136
3. Nadine Domond (1996-97)	135
4. Jollette Law (1988-89)	132
5. Laurie Aaron (1991-92)	123
Michelle Edwards (1986-87)	123

#### Steals

1. Laurie Aaron (1991-92)	101
2. Franthea Price (1988-89)	95
3. Shanda Berry (1988-89)	89
4. Crystal Smith (2004-05)	80
5. Michelle Edwards (1986-87)	70
Johanna Solverson (2004-05)	70

### SENIOR LEADERS

#### Scoring

1. Cindy Haugejorde (1979-80)	672
2. Michelle Edwards (1987-88)	621
3. Franthea Price (1989-90)	614
4. Tangela Smith (1997-98)	577
5. Jamie Cavey (2004-05)	543
6. Amy Herrig (1998-99)	504
7. Crystal Smith (2005-06)	499
8. Shanda Berry (1988-89)	497
9. Lindsey Meder (2001-02)	491
10. Toni Foster (1992-93)	487

#### Blocks

1. Jerica Watson (2001-02)	59
2. Jamie Cavey (2004-05)	58
3. Tangela Smith (1997-98)	54
4. <b>Megan Skouby (2008-09)</b>	<b>45</b>
5. Toni Foster (1992-93)	40
Cathy Marx (1993-94)	40

#### Rebounds

1. Amy Herrig (1998-99)	306
2. Cindy Haugejorde (1979-80)	295
3. Lisa Long (1986-87)	282
4. Shanda Berry (1988-89)	276
5. Randi Peterson (2000-01)	273

#### 3-Pointers Made

1. Lindsey Meder (2001-02)	84
2. <b>Kristi Smith (2008-09)</b>	<b>63</b>
3. <b>Wendy Ausdemore (2008-09)</b>	<b>59</b>
4. Kristi Faulkner (2003-04)	57
5. Leah Magner (2001-02)	54

#### Assists

1. Cara Consuegra (2000-01)	191
2. Michelle Edwards (1987-88)	140
3. Karen Clayton (1995-96)	136
4. Lisa Anderson (1983-84)	128
5. Jollette Law (1989-90)	122
Steph Schueler (1990-91)	122

#### Steals

1. Laurie Aaron (1992-93)	122
2. Michelle Edwards (1987-88)	89
3. Franthea Price (1989-90)	84
4. Steph Schueler (1990-91)	76
5. Jerica Watson (2001-02)	72





# University of Iowa Women's Basketball

## Updated Iowa Career Leaders

### Scoring

Rank	Pts.	Player	Years
1.	2059	Cindy Haugejorde	76-80
2.	1906	Lindsey Meder	98-02
3.	1821	Michelle Edwards	84-88
4.	1762	Jennie Lillis	00-04
5.	1742	Franthea Price	86-90
6.	1606	Toni Foster	89-93
7.	1598	Tangela Smith	94-98
8.	<b>1447</b>	<b>Kristi Smith</b>	<b>05-</b>
9.	<b>1435</b>	<b>Megan Skouby</b>	<b>05-</b>
10.	1335	Lisa Becker	83-87
11.	<b>1331</b>	<b>Wendy Ausdemore</b>	<b>05-</b>
12.	1319	Amy Herrig	95-99
13.	1283	Necole Tunsil	90-94
14.	1265	Jamie Cavey	01-05
15.	1242	Kristi Faulkner	01-04
16.	1230	Lisa Long	83-87
17.	1193	Crystal Smith	02-06
18.	1160	Tia Jackson	90-95
19.	1147	Cara Consuegra	97-01
20.	1137	Jollette Law	86-90
21.	1130	Johanna Solverson	02-05, 08
22.	1129	Lisa Anderson	80-84
23.	1100	Shanda Berry	85-89
24.	1048	Kim Howard	78-82
25.	1046	Robin Anderson	80-85
26.	1024	Tiffany Gooden	94-98
27.	936	Randi Peterson	97-00
28.	904	Sue Beckwith	77-80
29.	902	Steph Schueler	87-91
30.	851	Lynn Kennedy	83-87

### Steals

Rank	Stls.	Player	Years
1.	321	Franthea Price	86-90
2.	248	Laurie Aaron	89-93
3.	235	Michelle Edwards	84-88
4.	222	Steph Schueler	87-91
5.	213	Crystal Smith	02-06
6.	205	Jollette Law	86-90
7.	192	Johanna Solverson	02-05, 08
8.	190	Jennie Lillis	00-04
9.	177	Nadine Domond	94-98
	177	Lisa Anderson	80-84
11.	168	Tia Jackson	90-95
12.	167	Toni Foster	89-93
13.	166	Cara Consuegra	97-01
14.	154	Lynn Kennedy	83-87
15.	150	Krista Vandeventer	04-08

### 3-Point Field Goals Made

Rank	3-pters	Player	Years
1.	261	Lindsey Meder	98-02
2.	<b>219</b>	<b>Wendy Ausdemore</b>	<b>05-</b>
3.	<b>183</b>	<b>Kristi Smith</b>	<b>05-</b>
4.	156	Leah Magner	98-02
5.	138	Kristi Faulkner	01-04

### 3-Point Percentage

Rank	3-pt%	Player	Years
1.	<b>.409 (183-447)</b>	<b>Kristi Smith</b>	<b>05-</b>
2.	<b>.406 (219-539)</b>	<b>Wendy Ausdemore</b>	<b>05-</b>
3.	.405 (261-644)	Lindsey Meder	98-02

### Rebounding

Rank	Reb.	Player	Years
1.	1067	Cindy Haugejorde	76-80
2.	887	Toni Foster	89-93
3.	859	Tangela Smith	94-98
4.	848	Lisa Long	83-87
5.	827	Jennie Lillis	00-04
6.	792	Krista Vandeventer	04-08
7.	789	Amy Herrig	95-99
8.	745	Randi Peterson	97-01
9.	726	Franthea Price	86-90
10.	691	Lisa Becker	83-87
11.	653	Shanda Berry	86-89
12.	614	Lynn Kennedy	83-87
13.	570	Johanna Solverson	02-05, 08
14.	564	Necole Tunsil	90-94
15.	536	Kim Howard	78-82
16.	<b>517</b>	<b>Megan Skouby</b>	<b>05-</b>
17.	507	Tia Jackson	90-95
18.	506	Jamie Cavey	01-05
19.	493	Jenee Graham	04-08
20.	489	Jerica Watson	98-02
21.	<b>487</b>	<b>Wendy Ausdemore</b>	<b>05-</b>
22.	482	Michelle Edwards	84-88

### Assists

Rank	Ast.	Player	Years
1.	576	Cara Consuegra	97-01
2.	431	Michelle Edwards	84-88
3.	<b>409</b>	<b>Kristi Smith</b>	<b>05-</b>
4.	391	Johanna Solverson	02-05, 08
5.	387	Franthea Price	86-90
6.	367	Steph Schueler	87-91
7.	357	Nadine Domond	94-98
8.	353	Jollette Law	86-90
9.	322	Lisa Anderson	80-84
10.	297	Jennie Lillis	00-04
11.	280	Tricia Blair	83-87
12.	279	Laurie Aaron	89-93
	279	Necole Tunsil	90-94
14.	262	Leah Magner	98-02
15.	252	Kristi Faulkner	01-04
16.	243	Krista Vandeventer	04-08
17.	242	Lindsey Meder	98-02
	<b>242</b>	<b>Wendy Ausdemore</b>	<b>05-</b>

### Blocks

Rank	Blks.	Player	Years
1.	235	Tangela Smith	94-98
2.	<b>152</b>	<b>Megan Skouby</b>	<b>05-</b>
3.	145	Toni Foster	89-93
4.	114	Jennie Lillis	02-03
5.	94	Jamie Cavey	01-05
6.	86	Cathy Marx	90-94
7.	83	Lisa Becker	83-87
8.	82	Jerica Watson	98-02
9.	78	Lisa Long	83-87
10.	66	Amy Herrig	95-99
11.	56	Randi Peterson	97-01





# University of Iowa Women's Basketball

## Game-by-Game Results

Overall: 21-10      Big Ten: 13-5      Home: 13-1      Away: 6-6      Neutral: 2-3

Date	Opponent	Result	Attend.	Top Scorer	Top Rebounder
Nov. 16	Texas State	W 87-45	3,106	18, Skouby	6, Ausdemore, Alexander, Draxten
Nov. 18	at Kansas	L 55-76	5,186	33, Skouby	10, Alexander
^ Nov. 22	Boston University	W 83-58	2,870	22, Skouby	10, Hamlin
^ Nov. 23	Providence	W 64-46	2,636	15, Alexander	11, Alexander
# Nov. 27	vs. Texas Tech	W 56-48	1,319	17, Ausdemore	10, Ausdemore
# Nov. 28	vs. South Florida	L 79-82 (OT)	1,510	21, Ausdemore	14, Hamlin
# Nov. 29	vs. #3 California	L 43-76	2,022	10, Ausdemore	7, Hamlin
\$ Dec. 4	at #12 Duke	L 47-71	5,328	9, Draxten	10, Hamlin
+ Dec. 7	#22 Iowa State	W 66-46	5,560	18, Hamlin, Alexander	10, Hamlin
Dec. 11	Northern Iowa	W 72-46	2,630	20, Skouby	12, Alexander
Dec. 20	at Drake	W 71-53	2,759	20, Ausdemore	8, Alexander
* Dec. 22	at Wisconsin	W 73-63	5,553	20, Ausdemore	11, Alexander
* Dec. 28	Purdue	L 60-69	3,589	16, Smith	8, Alexander
* Jan. 4	at Indiana	L 54-76	1,913	15, Skouby	10, Alexander
* Jan. 8	at Purdue	L 49-60	8,663	14, Smith, Skouby	8, Skouby
* Jan. 11	Minnesota	W 74-57	4,251	21, Hamlin	10, Hamlin
* Jan. 15	at Illinois	W 72-62	1,128	21, Skouby	10, Alexander
* Jan. 18	Northwestern	W 74-46	3,648	16, Hamlin	11, Alexander
* Jan. 26	Michigan	W 77-69	3,722	21, Smith, Ausdemore	14, Alexander
* Jan. 29	at Michigan State	L 56-68	4,574	18, Ausdemore	8, Draxten
* Feb. 1	Penn State	W 98-89 (3OT)	3,486	26, Alexander	21, Alexander
* Feb. 3	Indiana	W 69-67	2,489	20, Ausdemore	8, Alexander
* Feb. 8	at Minnesota	L 58-64	7,848	21, Skouby	11, Skouby
* Feb. 12	#13 Ohio State	W 85-75	3,263	20, Smith	14, Alexander
* Feb. 15	at Penn State	W 63-57	9,536	21, Smith	12, Ausdemore
* Feb. 19	Wisconsin	W 72-65	3,086	15, Alexander, Skouby, Ausdemore	12, Alexander
* Feb. 22	at Michigan	W 68-64	1,524	19, Ausdemore	8, Alexander, Ausdemore, Skouby
* Feb. 26	Illinois	W 69-56	3,194	13, Wahlin, Alexander	11, Alexander
* Mar. 1	at Northwestern	W 86-79	1,362	19, Smith, Skouby	8, Alexander
% Mar. 6	vs. Minnesota	W 79-64	6,550	25, Ausdemore	13, Alexander
% Mar. 7	vs. #12 Ohio State	L 56-72	7,462	11, Smith, Wahlin	7, Wahlin

^ - KCRG-TV9 Hawkeye Challenge, Iowa City, IA

# - Paradise Jam, U.S. Virgin Islands

\$ - ACC/Big Ten Challenge

+ - Hy-Vee Cy-Hawk Series

\* - Big Ten Conference Game

% - Big Ten Tournament, Indianapolis, IN

Attendance Summary	Games	Totals	Average
Home	14	47,530	3,395
Away	12	55,374	4,615
Neutral	5	18,863	3,773
<b>Totals</b>	<b>31</b>	<b>121,767</b>	<b>3,928</b>





# University of Iowa Women's Basketball

## Game-by-Game Statistics

Team	Score	FG-A	PCT	3-PT. FG	PCT	FT-A	PCT	REB	PF	AS	TO	BS	ST
at Iowa	87	33-59	.559	5-18	.278	16-25	.640	50	15	23	20	7	13
Texas State	45	15-64	.234	7-16	.438	8-10	.800	32	21	7	19	1	5
Iowa	55	17-45	.378	1-9	.111	20-24	.833	35	20	7	23	4	0
at Kansas	76	25-61	.410	8-19	.421	18-23	.783	35	19	11	12	2	11
at Iowa	83	26-46	.565	6-14	.429	25-30	.833	48	11	24	22	3	4
Boston University	58	21-66	.318	7-23	.304	9-10	.900	23	22	10	14	4	8
at Iowa	64	21-49	.429	5-10	.500	17-21	.810	39	14	12	17	1	5
Providence	46	20-57	.351	3-14	.214	3-7	.429	32	20	8	14	5	7
Iowa	56	19-46	.413	5-11	.455	13-17	.765	37	25	13	19	4	5
vs. Texas Tech	48	15-60	.250	3-20	.150	15-29	.517	43	18	8	15	4	9
Iowa	79	30-66	.455	10-30	.333	9-13	.692	50	22	17	27	0	4
vs. South Florida (OT)	82	26-70	.371	9-21	.429	21-32	.656	37	18	15	14	4	15
Iowa	43	17-51	.333	6-25	.333	3-4	.750	31	8	12	16	0	3
vs. #3 California	76	31-61	.508	7-16	.438	7-8	.875	31	10	16	8	2	4
Iowa	47	16-53	.302	5-18	.278	10-12	.833	44	14	9	28	1	3
at #12 Duke	71	29-74	.392	3-11	.273	10-15	.667	39	12	16	8	5	18
at Iowa	66	22-54	.407	2-10	.200	20-24	.833	36	13	13	12	1	8
#22 Iowa State	46	19-53	.358	4-23	.174	4-8	.500	35	20	11	21	5	7
at Iowa	72	21-55	.382	3-10	.300	27-30	.900	46	22	11	12	10	2
Northern Iowa	46	15-61	.246	2-12	.167	14-25	.560	41	27	7	12	1	5
Iowa	71	28-59	.465	7-20	.350	8-10	.800	32	11	17	15	12	9
at Drake	53	20-67	.299	4-21	.190	9-11	.818	48	15	9	20	3	9
Iowa	73	23-44	.523	5-10	.500	22-30	.733	37	18	13	16	2	3
at Wisconsin	63	24-65	.369	6-19	.316	9-15	.600	32	20	12	10	3	8
at Iowa	60	16-48	.333	6-17	.353	22-26	.846	33	15	11	19	4	4
Purdue	69	28-64	.438	2-14	.143	11-14	.786	40	21	14	15	5	12
Iowa	54	17-49	.347	6-19	.316	14-18	.778	28	21	8	17	4	1
at Indiana	76	28-55	.509	4-14	.286	16-23	.696	36	18	10	14	4	4
Iowa	49	18-56	.321	5-16	.312	8-13	.615	36	13	13	16	6	6
at Purdue	60	23-56	.411	7-12	.583	7-9	.778	34	17	20	14	9	9
at Iowa	74	27-52	.519	8-18	.444	12-15	.800	27	15	19	12	6	5
Minnesota	57	23-64	.359	3-11	.273	8-11	.727	42	16	8	17	0	5
Iowa	72	26-52	.500	10-16	.625	10-15	.667	29	16	21	8	5	5
at Illinois	62	22-65	.338	1-7	.143	17-21	.810	46	17	8	11	2	5
at Iowa	74	29-57	.509	8-18	.444	8-8	1.000	37	9	25	14	1	9
Northwestern	46	18-54	.333	5-22	.227	5-7	.714	29	15	12	18	3	5
at Iowa	77	28-58	.483	12-28	.429	9-12	.750	37	14	21	9	1	4
Michigan	69	27-60	.450	10-27	.370	5-10	.500	31	17	18	11	7	3
Iowa	56	19-54	.352	6-15	.400	12-18	.667	33	14	10	18	0	8
at Michigan State	69	29-64	.453	2-7	.286	8-15	.533	42	18	13	16	4	11
at Iowa	97	36-84	.429	11-34	.324	14-16	.875	54	14	26	15	3	9
Penn State	89	37-90	.411	8-24	.333	7-12	.583	50	15	19	13	3	10
at Iowa	69	22-50	.440	4-13	.308	21-26	.808	37	18	15	18	3	4
Indiana	67	21-75	.280	7-28	.250	18-22	.818	49	21	8	15	1	11
Iowa	58	24-55	.436	5-20	.250	5-5	1.000	38	13	20	16	2	5
at Minnesota	64	22-58	.379	6-23	.261	14-16	.875	31	10	16	9	2	7
at Iowa	85	27-60	.450	5-11	.455	26-32	.813	42	12	17	13	1	7
#13 Ohio State	75	32-69	.464	8-22	.364	3-9	.333	35	25	21	16	7	8
Iowa	63	21-60	.350	10-23	.435	11-14	.786	41	15	12	14	2	3
at Penn State	57	23-65	.354	6-17	.353	5-9	.556	43	19	10	13	4	2
at Iowa	72	24-42	.571	4-9	.444	20-24	.833	35	12	17	18	1	4
Wisconsin	65	27-62	.435	6-13	.462	5-9	.556	22	20	16	9	1	7
Iowa	68	26-68	.382	7-17	.412	9-11	.818	50	13	10	17	0	4
at Michigan	64	24-60	.400	9-22	.409	7-9	.778	32	12	16	13	6	7
at Iowa	69	24-60	.400	6-18	.333	15-17	.882	38	10	18	4	0	3
Illinois	56	23-53	.434	3-10	.300	7-9	.778	29	12	11	11	3	3
Iowa	86	30-60	.500	5-14	.357	21-25	.840	28	15	16	8	0	9
at Northwestern	79	29-52	.558	4-11	.364	17-19	.895	29	16	19	14	4	4
Iowa	79	30-60	.500	6-16	.375	13-18	.722	40	13	15	11	4	7
vs. Minnesota	64	25-58	.431	4-16	.250	10-17	.588	31	18	8	12	4	5
Iowa	56	22-59	.373	6-15	.400	6-9	.667	34	14	10	14	2	2
vs. #12 Ohio State	72	28-59	.475	7-17	.412	9-22	.409	41	12	14	10	2	7





# University of Iowa Women's Basketball

## Season & Career Bests

### Season Bests

Player	Points	3-Pointers	Rebounds	Assists	Blocks	Steals
Kachine Alexander	26, Penn State	1, twice	21, Penn State	12, N'western*	3, Texas State	2, six times
Wendy Ausdemore	25, Minnesota	5, twice	13, Penn State	7, Penn State	1, four times	5, Northwestern
Kelsey Cermak	4, UNI	---	3, UNI	2, Illinois	2, Minnesota	1, five times
Hannah Draxten	13, N'western	3, Duke	8, Mich. State	4, twice	1, Minnesota	2, twice
JoAnn Hamlin	18, Iowa State	---	14, South Florida	3, twice	5, Drake	2, three times
Shante Jones	4, Texas State	---	2, twice	1, twice	1, Drake	3, Texas State
Kelly Krei	8, twice	2, Indiana	8, Boston	3, Boston	1, twice	1, six times
Lindsey Nyenhuis	3, four times	1, four times	3, Boston	2, Kansas	---	1, three times
Megan Skouby	33, Kansas	1, three times	11, Minnesota	3, three times	6, Purdue	2, N'western
Kristi Smith	21, three times	5, four times	7, Michigan	6, Illinois	---	3, twice
Nicole VanderPol	6, Texas State	---	4, Texas State	1, Texas State	1, Texas State	2, Texas State
Kamille Wahlin	19, Ohio State	4, Penn State	8, Wisconsin	10, Michigan	1, Iowa State	3, Texas State

### Career Bests

Player	Points	3-Pointers	Rebounds	Assists	Blocks	Steals
Kachine Alexander	26, Penn State, '09	1, twice	21, Penn State, '09	12, N'western, '09*	3, Texas St, '08	2, eight times
Wendy Ausdemore	29, Illinois, '07	6, Minnesota, '08	13, Penn State, '09	7, Penn State, '09	3, twice	5, twice
Kelsey Cermak	5, Detroit, '07	---	3, twice	2, Illinois, '09	2, Minnesota, '09	1, six times
Hannah Draxten	13, N'western, '09	3, Duke, '08	8, Mich. State, '09	4, twice	1, Minnesota, '09	2, twice
JoAnn Hamlin	24, Detroit, '05	2, Indiana, '08	14, South Florida, '08	4, N. Illinois, '07	5, Drake, '08	3, three times
Shante Jones	4, Texas St, '08	---	2, twice	1, twice	---	3, Texas St, '08
Kelly Krei	8, twice	2, Indiana, '09	8, Boston, '08	3, Boston, '08	1, twice	1, six times
Lindsey Nyenhuis	14, N. Illinois, '07	4, three times	4, twice	4, Purdue, '07	1, Dartmouth, '07	2, twice
Megan Skouby	33, Kansas, '08	1, eight times	11, Minnesota, '09	5, Kansas, '06	6, Purdue, '09	3, three times
Kristi Smith	25, Minnesota, '07	5, four times	8, Ohio State, '08	10, Minnesota, '06	1, three times	5, twice
Nicole VanderPol	17, Wisconsin, '07	1, two times	9, Indiana, '07	2, twice	1, five times	3, Quinnipiac, '06
Kamille Wahlin	19, Ohio State, '09	4, Penn State, '09	8, Wisconsin, '09	10, Michigan, '09	1, Iowa State, '08	3, Texas St, 08

\* - - tied school single-game and Carver-Hawkeye Arena record





# University of Iowa Women's Basketball

## The Last Time...

### The Last Time a Player . . .

#### **Had 30 or more points**

Iowa -- 33, Megan Skouby, at Kansas, 11/18/08  
Opponent -- 32, Jantel Lavender, Ohio State, 2/12/09

#### **Made at least 80% of her FGA (10 att.)**

Iowa -- .900 (9-10), Wendy Ausdemore, Georgia Tech, 11/28/07  
Opponent -- .875 (14-16), Liz Shimek, Michigan State, 3/3/06

#### **Made 100% of her FTA (10 att.)**

Iowa -- 1.000 (10-10), Kristi Smith vs. Ohio State, 2/12/09  
Opponent -- 1.000 (13-13), Jolene Anderson, Wisconsin, 1/13/08\*

#### **Had 15 or more rebounds**

Iowa -- 21, Kachine Alexander vs. Penn State, 2/1/09  
Opponent -- 17, Jantel Lavender, Ohio State, 3/7/09

#### **Had 10 or more assists**

Iowa -- 10, Kachine Alexander vs. Penn State, 2/1/09  
Opponent -- 12, Ashley Houts, Georgia, 3/23/08

#### **Had 5 or more blocks**

Iowa -- 5, Megan Skouby at Purdue, 1/8/09  
Opponent -- 5, Ebony Ellis, Northern Illinois, 12/8/07

#### **Had 5 or more steals**

Iowa -- 5, Kristi Smith vs. Indiana, 2/3/08  
Opponent -- 6, Shavelle Little, 3/7/09

### The Last Time A Team . . .

#### **Scored 100 or more points**

Iowa -- 100 vs. Minnesota, 2/12/88  
Opponent -- 101, Iowa State, 12/3/03

#### **Scored 40 or fewer points**

Iowa -- 40, vs. Illinois, 2/10/77  
Opponent -- 39, Iowa State, 12/4/02

#### **Won an overtime game**

Iowa -- 97-89 (3OT), vs. Penn State, 2/1/09  
Opponent -- 82-79, South Florida, 11/28/08

#### **Made at least 60% of its FGA (20 att.)**

Iowa -- .632 (36-57), vs. Rider, 11/26/05  
Opponent -- .654 (34-52), Ohio State, 2/12/06

#### **Made at least 50% of its 3-pt. FGA (8 att.)**

Iowa -- .625 (10-16), at Illinois, 1/15/09  
Opponent -- .500 (6-12), Ohio State, 2/21/08

#### **Made at least 90% of its FTA (10 att.)**

Iowa -- .900 (27-30), vs. Northern Iowa, 12/11/08  
Opponents -- .944 (17-18), Indiana, 12/29/05

\* - Carver-Hawkeye Arena record





# University of Iowa Women's Basketball

## Miscellaneous Records and Statistics

### GAME-BY-GAME, POINTS-REBOUNDS-ASSISTS-STEALS

# -- starter	Date	Opponent	Time/W-L	Attend.	2	11	13	20	21	22	31	32	43	44	45	50
					Wahlin	Smith	Jones	Krei	Alexander	Cermak	Draxten	Ausdemore	VanderPol	Skouby	Hamlin	Nyenhaus
					P-R-A-S	P-R-A-S	P-R-A-S	P-R-A-S	P-R-A-S	P-R-A-S	P-R-A-S	P-R-A-S	P-R-A-S	P-R-A-S	P-R-A-S	P-R-A-S
11/16		Texas State	W, 87-45	3,106	4-4-4-3	12-3-2-2#	4-2-0-3	7-5-0-0	10-6-3-1#	DNP	6-6-4-1	7-6-4-1#	6-4-1-2	18-5-3-0#	13-4-1-0#	0-1-1-0
11/18		at Kansas	L, 55-76	5,186	5-1-0-0	7-0-2-0#	0-0-0-0	0-1-0-0	3-10-2-0#	DNP	0-0-0-0	2-3-1-0#	1-3-0-0	33-7-0-0#	4-8-0-0#	0-1-2-0
11/22		Boston	W, 83-58	2,870	1-4-2-2	13-2-5-1#	2-1-1-0	8-8-3-0	4-1-5-0#	DNP	5-2-1-0	12-8-5-1#	DNP	22-5-1-0#	14-10-1-0#	2-3-0-0
11/23		Providence	W, 64-46	2,636	4-1-0-0	11-4-3-3#	DNP	3-2-1-0	15-11-3-0#	DNP	0-4-1-0	10-3-3-1#	DNP	13-5-1-0#	5-5-0-1#	3-0-0-0
11/27		vs. Texas Tech	W, 56-48	1,319	0-1-1-0	15-1-2-2#	DNP	7-4-1-1	8-5-2-0#	0-0-0-0	3-0-0-0	17-10-3-1#	DNP	6-6-3-1#	0-4-1-0#	0-0-0-0
11/28		vs. South Florida	L, 79-82 (OT)	1,510	8-3-3-2	12-2-3-0#	DNP	8-7-0-0	3-5-3-0#	DNP	0-1-0-0	21-11-4-0#	DNP	20-3-0-0#	7-14-3-1#	0-0-1-1
11/29		vs. #3 California	L, 43-76	2,022	4-2-1-0	3-2-1-0#	0-2-1-0	5-3-2-1	2-4-3-1#	0-0-0-0	3-2-0-1	10-5-0-0#	DNP	8-1-1-0#	8-7-3-0#	0-1-0-0
12/4		at #12 Duke	L, 47-71	5,328	6-1-3-0	2-4-2-2#	DNP	3-1-1-0	2-9-1-1#	DNP	9-3-1-0	5-1-0-0#	DNP	8-3-0-0#	5-10-0-0#	3-1-1-0
12/7		#22 Iowa State	W, 66-46	5,560	8-0-0-2	15-1-3-1#	0-0-0-0	5-4-0-0	18-8-3-2#	0-0-0-0	0-4-1-0	2-5-4-1#	DNP	0-1-0-0#	18-10-2-2#	DNP
12/11		Northern Iowa	W, 72-46	2,630	7-4-1-0	16-2-4-0#	0-0-0-0	6-3-1-0	7-12-2-2#	4-3-0-0	DNP	6-7-2-0#	DNP	20-5-0-0#	6-6-0-0#	0-1-1-0
12/20		at Drake	W, 71-53	2,759	6-4-3-1	5-2-5-0#	0-0-0-0	3-1-0-0	11-8-5-1#	0-1-0-1	0-2-2-2	20-4-0-4#	DNP	12-3-0-0#	14-4-2-0#	0-2-0-0
12/22		at Wisconsin	W, 73-63	5,553	4-1-1-0	13-0-2-1#	DNP	4-4-1-1	8-11-5-1#	0-0-0-0	0-0-0-0	20-2-2-0#	DNP	14-7-1-0#	10-10-1-0#	DNP
12/28		Purdue	L, 60-69	3,589	0-1-3-0	16-3-3-2#	DNP	2-3-0-0	15-8-2-0#	DNP	DNP	13-5-2-1#	DNP	9-2-0-1#	5-6-1-0#	DNP
1/4		at Indiana	L, 54-76	1,913	5-1-1-0	2-0-4-0#	DNP	7-1-0-0	9-10-0-0#	0-1-0-0	5-1-0-0	1-1-3-0#	DNP	15-3-0-0#	10-7-0-1#	0-0-0-0
1/8		at Purdue	L, 49-60	8,663	0-2-3-1	14-5-4-0#	DNP	0-0-0-0	7-3-0-1#	0-0-1-1	0-2-1-0	11-4-2-1#	DNP	14-8-2-1#	2-7-0-1#	DNP
1/11		Minnesota	W, 74-57	4,251	2-2-1-0	20-3-4-1#	DNP	0-0-0-0	10-5-8-2#	0-0-0-0	5-1-0-0	7-2-6-0#	DNP	6-3-0-0#	21-10-0-2#	3-0-0-0
1/15		at Illinois	W, 72-62	1,128	12-1-1-1	17-1-5-0#	DNP	0-4-0-1	6-10-9-0#	0-2-2-1	6-0-0-0	6-1-2-0#	DNP	21-7-0-1#	4-2-2-1#	0-0-0-0
1/18		Northwestern	W, 74-46	3,648	5-6-1-2	11-2-3-2#	0-0-0-0	0-0-0-1	10-11-12-1#	0-1-0-0	13-1-2-0	6-1-4-0#	DNP	10-1-1-2#	16-6-2-0#	3-0-0-1
1/26		Michigan	W, 77-69	3,722	14-4-10-0#	21-2-5-0#	DNP	0-1-0-0	10-14-4-1#	DNP	2-0-1-1	21-4-1-2#	DNP	9-9-0-0#	DNP	DNP
1/29		at Michigan State	L, 56-69	4,574	6-1-2-1#	12-3-3-2#	DNP	0-1-0-0	9-6-1-1#	0-1-0-1	3-8-4-0	18-1-0-2#	DNP	8-4-0-1#	DNP	0-1-0-0
2/1		Penn State	W, 97-89 (3OT)	3,486	18-7-2-1#	21-1-4-2#	DNP	4-4-1-1	26-21-10-2#	0-0-0-0	3-1-1-0	15-6-7-0#	DNP	10-8-1-3#	DNP	DNP
2/5		Indiana	W, 69-67	2,489	10-7-5-0#	17-1-2-1#	DNP	2-3-0-0	9-8-3-1#	0-0-0-0	3-2-0-1	20-7-2-1#	DNP	8-5-3-0#	DNP	DNP
2/8		at Minnesota	L, 58-64	7,848	8-7-6-2#	14-3-4-2#	DNP	0-1-0-0	2-5-3-0#	DNP	0-0-1-0	13-5-4-1#	DNP	21-11-2-0#	DNP	DNP
2/12		#13 Ohio State	W, 85-75	3,263	19-2-5-0#	20-5-3-2#	DNP	DNP	16-14-4-0#	DNP	7-2-2-2	14-6-2-2#	DNP	9-3-0-1#	0-3-1-0	DNP
2/15		at Penn State	W, 63-57	9,536	7-4-1-0#	21-1-2-0#	DNP	0-0-0-0	9-9-4-2#	0-0-0-0	5-4-3-0	17-13-0-1#	DNP	2-2-1-0#	2-3-0-0	DNP
2/19		Wisconsin	W, 72-65	3,086	10-8-4-0#	13-0-2-1#	DNP	0-0-0-0	15-12-5-1#	DNP	0-2-2-0	15-3-4-2#	DNP	15-9-0-0#	4-1-0-0	DNP
2/22		at Michigan	W, 68-64	1,524	7-4-2-0#	13-7-2-1#	DNP	DNP	9-8-5-1#	DNP	3-4-1-0	19-8-0-1#	DNP	8-8-0-0#	9-3-0-1	DNP
2/26		Illinois	W, 69-56	3,194	13-2-1-1#	9-3-6-1#	0-0-0-0	0-1-0-0	13-11-5-0#	0-0-0-1	8-0-2-0	10-7-3-0#	0-1-0-0	8-4-1-0#	8-6-0-0	0-0-0-0
3/1		at Northwestern	W, 86-79	1,362	16-4-6-1#	19-2-4-2#	DNP	DNP	13-8-1-1#	DNP	0-1-0-0	11-2-4-5#	DNP	19-3-0-0#	8-5-1-0	DNP
3/6		vs. Minnesota	W, 79-64	6,550	8-1-4-1#	15-0-5-0#	2-0-0-0	0-0-0-0	15-13-4-2#	0-0-0-0	0-5-1-1	25-7-0-1#	DNP	10-5-1-0#	4-5-0-1	0-0-0-1
3/7		vs. #12 Ohio State	L, 56-72	7,462	11-7-6-0#	11-1-1-0#	DNP	DNP	8-6-1-1#	DNP	8-2-2-0	9-6-0-0#	DNP	9-6-0-1#	0-2-0-0	DNP

### IOWA RECORD WHEN...

	OVERALL	BIG TEN		OVERALL	BIG TEN
Playing at home:	13-1	8-1	Iowa has more assists:	18-2	10-1
Playing on the road:	6-6	5-4	Opponent has more assists:	3-8	3-4
Playing on a neutral floor:	2-3	0-0	Assists are equal:	0-0	0-0
Leading at the half:	18-1	10-1	Iowa has fewer turnovers:	10-0	7-0
Trailing at the half:	3-9	3-4	Opponent has fewer turnovers:	10-10	6-5
Tied at the half:	0-0	0-0	Turnovers are equal:	1-0	0-0
Wearing white:	14-2	7-1	Iowa has more steals:	7-0	4-0
Wearing black:	5-8	4-4	Opponent has more steals:	10-10	6-5
Wearing gold:	2-0	2-0	Steals are equal:	3-0	3-0
Scoring 80 points or more:	5-0	3-0	Game is decided by 1-4 points:	1-1	1-0
Scoring 70-79 points:	9-1	6-0	Game is decided by 5-10 points:	10-2	9-2
Scoring 60-69 points:	6-1	4-1	Game is decided by 11 points or more:	10-7	3-3
Scoring 50-59 points:	1-5	0-3	Bench outscores opponent bench:	8-1	5-1
Scoring fewer than 50 points:	0-3	0-1	Playing on Sunday:	9-3	6-3
Allowing 80 points or more:	1-1	1-0	Playing on Monday:	2-0	2-0
Allowing 70-79 points:	2-5	2-1	Playing on Tuesday:	0-1	0-0
Allowing 60-69 points:	7-4	6-4	Playing on Wednesday:	0-0	0-0
Allowing 50-59 points:	5-0	3-0	Playing on Thursday:	7-3	5-2
Allowing fewer than 50 points:	7-0	1-0	Playing on Friday:	1-1	0-0
Shooting 50% or better FG:	8-0	6-0	Playing on Saturday:	2-2	0-0
Shooting less than 50% FG:	12-10	7-5	Playing on ESPN:	0-1	0-0
Opponent shoots 50% FG or better:	1-2	1-1	Playing on Big Ten Network:	6-3	3-2
Opponent shoots less than 50% FG:	20-8	12-4	Playing on KCRG-TV9:	3-1	2-1
Iowa has higher FG%:	16-2	8-1	Playing on opp. television:	1-0	0-0
Opponent has higher FG%:	5-8	5-4	Playing on no television:	11-5	8-2
FG% is equal:	0-0	0-0	Biggest Iowa lead:..... 44, in second half vs. Texas State, 11/16/08		
Iowa outrebounds opponent:	14-4	8-2	Biggest Iowa deficit:..... 34, in second half at Duke, 12/4/08		
Opponent has more rebounds:	7-4	5-3	Biggest lead in a loss:..... 4, in first half, vs. Purdue, 12/28/08		
Rebounds are equal:	0-2	0-0	Biggest deficit in a win:..... 20, in second half, at Penn State, 2/15/09		
Shoots at least 80% FT:	14-4	9-2	Biggest halftime lead:..... 19, vs. Texas State, 11/16/08		
Shoots less than 80% FT:	7-6	4-3	Biggest halftime deficit:..... 25, at Indiana, 1/4/09		
Opponent shoots at least 80% FT:	6-2	3-1	Best Iowa 1st half FG%:..... 72.7% (16-22), vs. Boston, 11/22/08		
Opponent shoots less than 80% FT:	15-8	10-4	Worst Iowa 1st half FG%:..... 19.2% (5-26), at Duke, 12/4/08		
Iowa shoots more FT:	18-4	12-3	Best Iowa 2nd half FG%:..... 65.2% (15-23), vs. Minnesota, 1/11/09		
Opponent shoots more FT:	3-6	1-2	Best 2nd half FG%:..... 28.6% (6-21), at Kansas, 11/18/08		
FT attempts are equal:	0-0	0-0	Best Opp. 1st half FG%:..... 59.3% (16-27), vs. California, 11/29/08		
Iowa has higher FT%:	15-8	10-4	Worst Opp. 1st half FG%:..... 19.4% (7-36), vs. UNI, 12/11/08		
Opponent has higher FT%:	6-2	3-1	Best Opp. 2nd half FG%:..... 63.3% (19-30), at Northwestern, 3/1/09		
FT% is equal:	0-0	0-0	Worst Opp. 2nd half FG%:..... 23.3% (7-30), vs. Texas Tech, 11/27/08		
Shoots at least 40% 3-pt:	12-2	9-1	Most points by Iowa in 1st half:..... 47, twice, last vs. Ohio State, 2/12/09		
Shoots less than 40% 3-pt:	9-8	4-4	Fewest points by Iowa in 1st half:..... 14, at Duke, 12/4/08		
Opponent shoots at least 40% 3-pt:	4-4	2-1	Most points by opp. in 1st half:..... 44, vs. California, 11/29/08		
Opponent shoots less than 40% 3-pt:	18-5	11-4	Fewest points by opp. in 1st half:..... 18, vs. UNI, 12/11/08		
Iowa has higher 3-pt%:	17-5	10-4	Most points by Iowa in 2nd half:..... 50, at Northwestern, 3/1/09		
Opponent has higher 3-pt%:	4-5	3-1	Fewest points by Iowa in 2nd half:..... 23, vs. California, 11/29/08		
3-pt% is equal:	0-0	0-0	Most points by opp. in 2nd half:..... 50, at Northwestern, 3/1/09		
			Fewest points by opp. in 2nd half:..... 19, vs. Iowa State, 12/7/08		

### STATISTICAL CATEGORY LEADERS

LED IN SCORING: .....	Ausdemore (11)
REACHED DOUBLE FIGURES:.....	Smith (25)
30+ POINT GAMES:.....	Skouby (1)
20+ POINT GAMES:.....	Ausdemore, Skouby (6)
LED IN REBOUNDING:.....	Alexander (18)
DOUBLE-FIGURE REBOUNDS:.....	Alexander (13)
DOUBLE-DOUBLES:.....	Alexander (8)
LED IN ASSISTS:.....	Alexander (12)
LED IN STEALS:.....	Smith (11)
LED IN BLOCKS:.....	Skouby (15)
5+ FTA GAMES:.....	Alexander (13)

\*includes ties for team lead

### LATE GAME CLUTCH FREE THROW SHOOTING

#### IN FINAL FIVE MINUTES OF GAME

Player	FTM	FTA	Pct.
Hannah Draxten	2	2	1.000
Shante Jones	2	2	1.000
Wendy Ausdemore	12	14	.857
Kelly Krei	12	15	.800
Kristi Smith	21	26	.792
Megan Skouby	15	19	.789
Kachine Alexander	46	59	.780
Kamille Wahlin	18	24	.750
JoAnn Hamlin	2	4	.500
Nicole VanderPol	1	2	.500
TOTALS	131	167	.784

#### IN FINAL TWO MINUTES OF GAME

Player	FTM	FTA	Pct.
Wendy Ausdemore	6	6	1.000
Kelly Krei	2	2	1.000
Shante Jones	2	2	1.000
Kristi Smith	14	16	.875
Kachine Alexander	29	36	.806
Kamille Wahlin	11	16	.688
Megan Skouby	5	8	.625
TOTALS	69	86	.802

#### IN FINAL ONE MINUTE OF GAME

Player	FTM	FTA	Pct.
Wendy Ausdemore	6	6	1.000
Shante Jones	2	2	1.000
Kristi Smith	11	12	.917
Kachine Alexander	21	24	.875
Megan Skouby	3	4	.750
Kamille Wahlin	10	14	.714
TOTALS	53	62	.855





# University of Iowa Women's Basketball

## Season Highs And Lows/Specialty Statistics

CATEGORY		IOWA		OPPONENTS
<u>Points</u>	High	97	Penn State	89 Penn State
	Low	43	California	45 Texas State
<u>FG Made</u>	High	36	Penn State	37 Penn State
	Low	16	Duke/Purdue	15 Texas State/UNI
<u>FG Att.</u>	High	84	Penn State	90 Penn State
	Low	44	Wisconsin	52 Northwestern
<u>FG%</u>	High	.571	Wisconsin	.558 Northwestern
	Low	.302	Duke	.234 Texas State
<u>3FG Made</u>	High	12	Michigan	10 Michigan
	Low	1	Kansas	1 Illinois
<u>3FG Att.</u>	High	34	Penn State	28 Indiana
	Low	9	Kansas/Wisconsin	7 Illinois/Michigan State
<u>3FG%</u>	High	.625	Illinois	.583 Purdue
	Low	.111	Kansas	.143 Purdue/Illinois
<u>FTM</u>	High	27	UNI	21 South Florida
	Low	3	California	3 Providence/Ohio State
<u>FTA</u>	High	32	Ohio State	32 South Florida
	Low	4	California	7 Providence/Northwestern
<u>FT% (min. 10)</u>	High	.900	UNI	.900 Boston
	Low	.615	Purdue	.333 Ohio State
<u>Off. Reb.</u>	High	19	Michigan	29 Indiana
	Low	4	Illinois	3 Illinois
<u>Def. Reb.</u>	High	39	Penn State	34 Penn State
	Low	15	Northwestern	13 Wisconsin
<u>Total Reb.</u>	High	54	Penn State	50 Penn State
	Low	24	Minnesota	23 Boston
<u>Assists</u>	High	26	Penn State	21 Ohio State
	Low	7	Kansas	7 Texas State/UNI
<u>Steals</u>	High	13	Texas State	18 Duke
	Low	0	Kansas	2 Penn State
<u>Blocks</u>	High	12	Drake	9 Purdue
	Low	0	Six times	0 Minnesota
<u>Turnovers</u>	High	28	Duke	21 Iowa State
	Low	4	Illinois	8 California/Duke
<u>Fouls</u>	High	25	Texas Tech	27 UNI
	Low	8	California	10 California/Minnesota

### GAME-BY-GAME SPECIALTY STATS

Date	Opponent	Pts. Off	Pts. In	2nd	Fast
		TO's	Paint	Chance	Break
		IA-Opp.	IA-Opp.	IA-Opp.	IA-Opp.
11/16	Texas State	13-14	44-2	21-11	12-2
11/18	at Kansas	7-24	22-26	12-23	6-7
11/22	Boston	14-23	26-22	12-9	2-8
11/23	Providence	13-10	18-28	10-14	4-6
11/27	vs. Texas Tech	8-14	18-16	10-15	6-0
11/28	vs. South Florida	18-26	28-28	17-9	13-15
11/29	vs. #3 California	6-24	16-40	5-8	2-5
12/4	at #12 Duke	5-28	14-48	7-14	7-16
12/7	#22 Iowa State	25-1	18-26	8-10	2-0
12/11	Northern Iowa	6-7	18-16	13-17	4-2
12/20	at Drake	20-9	26-20	10-12	4-4
12/22	at Wisconsin	8-8	26-20	8-11	2-2
12/28	Purdue	14-24	14-32	7-13	2-6
1/4	at Indiana	10-22	4-34	6-18	0-4
1/8	at Purdue	8-14	18-20	8-7	4-8
1/11	Minnesota	9-8	24-36	15-18	4-4
1/15	at Illinois	17-6	14-30	2-20	9-4
1/18	Northwestern	23-16	24-14	7-7	16-0
1/26	Michigan	7-12	10-32	10-13	2-8
1/29	at Michigan State	13-25	16-46	16-23	6-6
2/1	Penn State	14-16	36-44	14-12	12-14
2/5	Indiana	15-27	22-20	9-15	7-4
2/8	at Minnesota	9-9	14-26	14-15	2-4
2/12	#13 Ohio State	19-11	18-38	15-15	4-10
2/15	at Penn State	14-8	10-24	17-18	4-2
2/19	Wisconsin	9-20	24-34	3-7	8-10
2/22	at Michigan	9-8	20-26	14-4	6-6
2/26	Illinois	8-4	22-28	11-2	0-8
3/1	at Northwestern	16-7	30-32	21-13	6-2
3/6	vs. Minnesota	11-9	26-34	16-16	5-4
3/7	vs. #12 Ohio State	5-15	16-30	13-18	9-6

### IOWA AND OPPONENT INDIVIDUAL HIGH PERFORMANCES

CATEGORY	IOWA	OPPONENTS
<u>Points</u>	33 Megan Skouby at Kansas	33 Tyra Grant (Penn State)
<u>Field Goals Made</u>	10 Skouby at Kansas/Ausdemore vs. Minn.	15 (15-21) Jantel Lavender (Ohio State)
<u>Field Goals Attempted</u>	21 (8-21) Kristi Smith vs. Penn State	30 (13-30) Tyra Grant (Penn State)
<u>Field Goal Percentage (min. 5 made)</u>	.889 (8-9) JoAnn Hamlin vs. Minnesota	.714 (15-21) Jantel Lavender (Ohio State)
<u>3-Point Field Goals Made</u>	5 Six times total, four times by Kristi Smith	5 (5-10) Shantia Grace (South Florida)
<u>3-Point Field Goals Attempted</u>	14 (3-14) Wendy Ausdemore vs. Penn State	12 Two players
<u>3-Point Field Goals Pct. (min. 4 made)</u>	.833 (5-6) Kristi Smith at Illinois	.500 Two players
<u>Free Throws Made</u>	14 (14-18)* Kachine Alexander vs. Ohio State	10 (10-15) Shantia Grace (South Florida)
<u>Free Throws Attempted</u>	18 (14-18)* Kachine Alexander vs. Ohio State	15 (10-15) Shantia Grace (South Florida)
<u>Free Throw Pct. (min. 7 made)</u>	1.000 (10-10) Alexander vs. PSU/Smith vs. OSU	.778 (7-9) Kim Roberson (Indiana)
<u>Offensive Rebounds</u>	8 Kachine Alexander vs. Penn State	12 Jenna Smith (Illinois)
<u>Defensive Rebounds</u>	13 Kachine Alexander vs. Penn State	13 Jantel Lavender (Ohio State)
<u>Total Rebounds</u>	21 Kachine Alexander vs. Penn State	18 Jenna Smith (Illinois)
<u>Assists</u>	12 Kachine Alexander (Northwestern)	9 Brianne O'Rourke (Penn State)
<u>Steals</u>	5 Wendy Ausdemore at Northwestern	6 Shavelle Little (Ohio State)
<u>Blocks</u>	6 Megan Skouby at Purdue	4 Two players
<u>Turnovers</u>	7 Two times	6 Three players

\* - Carver-Hawkeye Arena record (by an Iowa player)





**Official Basketball Box Score -- Game Totals -- Final Statistics**

Texas State vs Iowa  
11/16/08 2:05 p.m. at Carver-Hawkeye Arena - Iowa City, IA

**Texas State 45 - 0-2**

##	Player	f/g	Total			Rebounds			PF	TP	A	TO	Blk	Stl	Min
			FG-FGA	3-FGA	FT-FTA	Off	Def	Tot							
33	Cessna, Kim	f	1-7	1-1	0-0	0	2	2	3	3	0	3	0	0	19
34	Hilburn, Aimee	f	1-7	0-2	4-4	0	5	5	4	6	3	2	0	0	25
02	Cole, Ashley	g	4-11	3-5	2-2	4	3	7	3	13	1	3	0	1	33
03	Bradford, Ryann	g	1-5	1-2	0-0	0	1	1	0	3	1	0	0	1	20
04	Davis, Victoria	g	2-9	1-2	1-2	0	2	2	3	6	2	6	0	1	24
01	Kalu, Verinus	g	1-2	0-0	0-0	0	0	0	2	2	0	1	0	1	6
11	Dawson, Bree	g	0-0	0-0	0-0	0	0	0	2	0	0	0	0	0	9
15	Mattox, Gabriell	g	2-8	0-1	0-0	6	1	7	3	4	0	1	0	0	19
21	Wilson, Brittany	g	1-6	0-1	1-2	2	0	2	0	3	0	0	1	1	10
24	Ofoebu, Chika	g	1-1	0-0	0-0	0	0	0	1	2	0	0	0	0	4
30	Krupa, Kelsey	g	1-5	1-2	0-0	0	0	0	0	3	0	1	0	0	10
45	Klause, Lacey	g	0-1	0-0	0-0	0	0	0	0	0	0	1	0	0	4
50	Homan, Megan	g	0-2	0-0	0-0	1	0	1	0	0	0	1	0	0	17
<b>Team</b>						<b>3 2 5</b>									
<b>Totals</b>			<b>15-64</b>	<b>7-16</b>	<b>8-10</b>	<b>16</b>	<b>16</b>	<b>32</b>	<b>21</b>	<b>45</b>	<b>7</b>	<b>19</b>	<b>1</b>	<b>5</b>	<b>200</b>
FG % 1st Half:			6-30	20.0%	2nd half:	9-34	26.5%	Game:		15-64	23.4%	Deadball Rebounds			
3FG % 1st Half:			4-10	40.0%	2nd half:	3-6	50.0%	Game:		7-16	43.8%	1			
FT % 1st Half:			5-6	83.3%	2nd half:	3-4	75.0%	Game:		8-10	80.0%				

**Iowa 87 - 1-0**

##	Player	f/g	Total			Rebounds			PF	TP	A	TO	Blk	Stl	Min
			FG-FGA	3-FGA	FT-FTA	Off	Def	Tot							
32	Ausdemore, Wendy	f	2-6	1-5	2-2	2	4	6	1	7	4	0	0	1	21
45	Hamlin, JoAnn	f	6-8	0-0	1-4	2	2	4	3	13	1	3	0	0	16
44	Skouby, Megan	c	7-9	1-1	3-3	1	4	5	1	18	3	1	2	0	26
11	Smith, Kristi	g	4-7	2-4	2-2	0	3	3	0	12	2	1	0	2	18
21	Alexander, Kachine	q	4-9	0-2	2-4	1	5	6	1	10	3	3	3	1	24
02	Wahlin, Kamille	q	2-3	0-1	0-0	1	3	4	0	4	3	3	0	3	21
13	Jones, Shante	g	2-4	0-0	0-0	2	0	2	1	4	0	1	0	3	7
20	Krei, Kelly	g	1-2	0-0	5-8	0	5	5	2	7	0	3	1	0	24
31	Draxten, Hannah	g	2-7	1-4	1-2	3	3	6	1	6	4	0	1	1	19
43	VanderPol, Nicole	g	3-3	0-0	0-0	2	2	4	5	6	1	4	1	2	14
50	Nyenhuis, Lindsey	g	0-1	0-1	0-0	1	0	1	0	0	1	0	0	0	10
<b>Team</b>						<b>1 3 4</b>									
<b>Totals</b>			<b>33-59</b>	<b>5-18</b>	<b>16-25</b>	<b>16</b>	<b>34</b>	<b>50</b>	<b>15</b>	<b>87</b>	<b>23</b>	<b>20</b>	<b>7</b>	<b>13</b>	<b>200</b>
FG % 1st Half:			15-31	48.4%	2nd half:	18-28	64.3%	Game:		33-59	55.9%	Deadball Rebounds			
3FG % 1st Half:			4-11	36.4%	2nd half:	1-7	14.3%	Game:		5-18	27.8%	3			
FT % 1st Half:			6-8	75.0%	2nd half:	10-17	58.8%	Game:		16-25	64.0%				

Officials: Tim Daley, Roy Gulbeyan, Dave Rittman  
Technical fouls: Texas State-None. Iowa-None.  
Attendance: 3106  
Fouled Out: IA #43 3:51 2nd

Score by periods	1st	2nd	Total
Texas State	21	24	45
Iowa	40	47	87

Last FG - TSU 2nd-03:46, IOWA 2nd-00:42.  
Largest lead - TSU None, IOWA by 44 2nd-00:42.

**Official Basketball Box Score -- Game Totals -- Final Statistics**

Boston University vs Iowa  
11/22/08 12:05 p.m. at Carver-Hawkeye Arena - Iowa City, IA

**Boston University 58 - 2-1**

##	Player	f/g	Total			Rebounds			PF	TP	A	TO	Blk	Stl	Min
			FG-FGA	3-FGA	FT-FTA	Off	Def	Tot							
02	Cashman, Kerry	f	1-4	0-0	0-0	1	1	2	2	2	0	2	1	0	16
02	Burks-Wiley, Jesyka	f	6-23	3-8	4-4	4	4	8	5	19	1	3	2	1	36
01	Dimi, Kristi	g	3-12	3-12	1-1	0	2	2	2	10	2	3	0	1	32
12	Kinneary, Christine	g	5-8	1-1	2-3	0	1	1	3	13	4	2	0	2	40-
23	Umez-Eronini, Amarac	g	3-4	0-0	2-0	1	3	4	3	8	1	2	1	2	32
10	Young, Alex	g	1-1	0-0	0-0	0	0	0	0	2	0	1	0	0	5
20	Briggs, Kat	g	0-2	0-2	0-0	0	0	0	2	0	0	0	0	0	11
21	Hinton, Aly	g	2-11	0-0	0-0	1	1	2	4	4	2	0	0	1	24
34	Stewart, Caroline	g	0-1	0-0	0-0	0	1	1	1	0	0	0	0	1	4
<b>Team</b>						<b>2 1 3</b>									
<b>Totals</b>			<b>21-66</b>	<b>7-23</b>	<b>9-10</b>	<b>9</b>	<b>14</b>	<b>23</b>	<b>22</b>	<b>58</b>	<b>10</b>	<b>14</b>	<b>4</b>	<b>8</b>	<b>200</b>
FG % 1st Half:			9-33	27.3%	2nd half:	12-33	36.4%	Game:		21-66	31.8%	Deadball Rebounds			
3FG % 1st Half:			4-13	30.8%	2nd half:	3-10	30.0%	Game:		7-23	30.4%	0			
FT % 1st Half:			3-4	75.0%	2nd half:	6-6	100.0%	Game:		9-10	90.0%				

**Iowa 83 - 2-1**

##	Player	f/g	Total			Rebounds			PF	TP	A	TO	Blk	Stl	Min
			FG-FGA	3-FGA	FT-FTA	Off	Def	Tot							
32	Ausdemore, Wendy	f	5-7	2-4	0-0	1	7	8	1	12	5	5	0	1	24
45	Hamlin, JoAnn	f	5-10	0-0	4-4	2	8	10	4	14	1	3	3	0	27
44	Skouby, Megan	c	6-8	0-1	9-11	1	4	5	2	21	1	2	0	0	28
11	Smith, Kristi	g	4-6	3-3	2-2	0	2	2	2	13	5	1	0	1	25
21	Alexander, Kachine	q	1-3	0-1	2-3	1	0	1	1	4	5	2	0	0	25
02	Wahlin, Kamille	q	0-3	0-2	1-0	0	4	4	0	1	2	1	0	2	13
13	Jones, Shante	g	1-1	0-0	0-0	0	1	1	1	2	1	1	0	0	3
20	Krei, Kelly	g	1-3	0-0	7-8	1	7	8	0	9	3	4	0	0	29
31	Draxten, Hannah	g	2-2	1-1	0-0	0	2	2	0	5	1	1	0	0	13
50	Nyenhuis, Lindsey	g	1-3	0-2	0-0	1	2	3	0	2	0	1	0	0	13
<b>Team</b>						<b>3 1 4</b>									
<b>Totals</b>			<b>26-46</b>	<b>6-14</b>	<b>25-30</b>	<b>11</b>	<b>37</b>	<b>48</b>	<b>11</b>	<b>83</b>	<b>24</b>	<b>22</b>	<b>3</b>	<b>4</b>	<b>200</b>
FG % 1st Half:			16-22	72.7%	2nd half:	10-24	41.7%	Game:		26-46	56.5%	Deadball Rebounds			
3FG % 1st Half:			3-5	60.0%	2nd half:	3-9	33.3%	Game:		6-14	42.9%	0			
FT % 1st Half:			12-13	92.3%	2nd half:	13-17	76.5%	Game:		25-30	83.3%				

Officials: Barbara Smith, Shannon Feck, Scott Fruehling  
Technical fouls: Boston University-None. Iowa-None.  
Attendance: 2870  
KCRG-TV9 Hawkeye Challenge First Round Game  
Fouled Out: #32 BU 00:50 2nd

Score by periods	1st	2nd	Total
Boston University	25	33	58
Iowa	47	36	83

Last FG - BOSTONU 2nd-00:00, IOWA 2nd-00:13.  
Largest lead - BOSTONU by 3 1st-16:11, IOWA by 26 2nd-00:13.



**Official Basketball Box Score -- Game Totals -- Final Statistics**

Iowa vs Kansas  
11/18/08 11 a.m. at Allen Fieldhouse - Lawrence, KS

**Iowa 55 - 1-1**

##	Player	f/g	Total			Rebounds			PF	TP	A	TO	Blk	Stl	Min
			FG-FGA	3-FGA	FT-FTA	Off	Def	Tot							
32	Ausdemore, Wendy	f	0-4	0-3	2-2	2	1	3	3	2	1	7	1	0	32
45	Hamlin, JoAnn	f	2-6	0-0	0-0	3	5	8	5	4	0	3	0	0	25
44	Skouby, Megan	c	10-17	0-1	13-14	3	4	7	2	33	0	4	3	0	39
11	Smith, Kristi	g	3-8	1-2	0-0	0	0	0	1	7	2	5	0	0	30
21	Alexander, Kachine	q	0-4	0-0	3-4	5	5	10	5	3	2	3	0	0	24
02	Wahlin, Kamille	q	2-3	0-0	1-2	0	1	1	3	5	0	1	0	0	11
13	Jones, Shante	g	0-0	0-0	0-0	0	0	0	0	0	0	0	0	0	2
20	Krei, Kelly	g	0-0	0-0	0-0	1	0	1	0	0	0	0	0	0	12
31	Draxten, Hannah	g	0-1	0-1	0-0	0	0	0	0	0	0	0	0	0	8
43	VanderPol, Nicole	g	0-0	0-0	1-2	0	3	3	0	1	0	0	0	0	4
50	Nyenhuis, Lindsey	g	0-2	0-2	0-0	0	1	1	0	0	2	0	0	0	13
<b>Team</b>						<b>0 1 1</b>									
<b>Totals</b>			<b>17-45</b>	<b>1-9</b>	<b>20-24</b>	<b>14</b>	<b>21</b>	<b>35</b>	<b>20</b>	<b>55</b>	<b>7</b>	<b>23</b>	<b>4</b>	<b>0</b>	<b>200</b>
FG % 1st Half:			11-24	45.8%	2nd half:	6-21	28.6%	Game:		17-45	37.8%	Deadball Rebounds			
3FG % 1st Half:			1-5	20.0%	2nd half:	0-4									

**Official Basketball Box Score -- Game Totals -- Final Statistics**

Texas Tech vs Iowa  
11/27/08 7:05 p.m. at St. Thomas, U.S. Virgin Islands

**Texas Tech 48 - 41**

##	Player	f/g	Total			3-Ptr			Rebounds			PF	TP	A	TO	Bk	Stl	Min
			FG-FGA	FG-FGA	FT-FTA	Off	Def	Tot	Off	Def	Tot							
01	BARNCASTLE, Jordan	f	0-2	0-0	4-7	3	2	5	2	4	0	1	1	0	0	19		
41	SEALS, Dominic	f	5-12	0-0	0-1	5	1	6	5	10	1	3	1	0	1	26		
14	MARTIN, Tiimila	g	0-3	0-2	0-0	0	1	1	1	0	0	1	0	0	0	15		
23	HENDERSON, Lavonda	g	2-11	1-4	1-3	2	3	5	0	6	3	1	0	0	32			
32	BROWN, Maddy	g	0-6	0-6	2-4	2	0	2	3	2	1	1	0	0	22			
02	WALKER, Keisha	g	1-5	1-3	0-0	1	1	2	0	3	0	0	0	0	9			
03	MOORE, Maria	g	2-6	1-3	2-2	1	5	6	4	7	1	2	0	2	23			
20	MALLARD, Kierra	g	5-7	0-0	4-10	6	3	9	1	14	1	5	1	2	24			
31	ROBERSON, Ashlee	g	0-8	0-2	2-2	3	3	6	2	2	1	1	1	0	28			
33	RUMPH, Alana	g	0-0	0-0	0-0	0	0	0	0	0	0	0	0	0	2			
Team						0	1	1										
Totals			15-60	3-20	15-29	23	20	43	18	48	8	15	4	9	200			
FG % 1st Half: 8-30			26.7%	2nd half: 7-30	23.3%	Game: 15-60	25.0%											
3FG % 1st Half: 1-8			12.5%	2nd half: 2-12	16.7%	Game: 3-20	15.0%											
FT % 1st Half: 6-10			60.0%	2nd half: 9-19	47.4%	Game: 15-29	51.7%											

**Iowa 56 - 41**

##	Player	f/g	Total			3-Ptr			Rebounds			PF	TP	A	TO	Bk	Stl	Min
			FG-FGA	FG-FGA	FT-FTA	Off	Def	Tot	Off	Def	Tot							
32	Ausdemore, Wendy	f	6-9	2-4	3-3	1	9	10	1	17	3	1	0	1	35			
45	Hamlin, JoAnn	f	0-0	0-0	0-2	0	4	4	5	0	1	4	0	0	12			
44	Skouby, Megan	c	1-9	0-1	4-4	1	5	6	5	6	3	1	4	1	33			
11	Smith, Kristi	g	6-14	1-3	2-2	0	1	1	3	15	2	4	0	2	34			
21	Alexander, Kachine	g	3-5	0-0	2-4	1	4	5	2	8	2	3	0	0	28			
02	Wahlin, Kamille	g	0-1	0-0	0-0	0	1	1	0	0	1	3	0	0	8			
20	Krei, Kelly	g	2-5	1-2	2-2	1	3	4	3	7	1	3	0	1	32			
22	Cermak, Kelsey	g	0-1	0-0	0-0	0	0	0	2	0	0	0	0	0	3			
31	Draxten, Hannah	g	1-1	1-1	0-0	0	0	0	3	3	0	0	0	0	5			
50	Nyenhuis, Lindsey	g	0-1	0-0	0-0	0	0	0	1	0	0	0	0	0	10			
Team						4	2	6										
Totals			19-46	5-11	13-17	8	29	37	25	56	13	19	4	5	200			
FG % 1st Half: 9-25			36.0%	2nd half: 10-21	47.6%	Game: 19-46	41.3%											
3FG % 1st Half: 2-5			40.0%	2nd half: 3-6	50.0%	Game: 5-11	45.5%											
FT % 1st Half: 5-5			100.0%	2nd half: 8-12	66.7%	Game: 13-17	76.5%											

Officials: Bonita Spence, Jesse Dickerson, Dawn Miasch  
Technical fouls: Texas Tech-None. Iowa-None.  
Attendance: 2008 U.S. Virgin Islands Paradise Jam Basketball Tournament.  
Presented by Basketball Travelers

Score by periods	1st	2nd	Total
Texas Tech	23	25	48
Iowa	25	31	56

Points	In Paint	Off T/O	2nd Chance	Fast Break	Bench
Texas Tech	16	14	15	0	26
Iowa	18	8	10	6	10

Last FG - TTU 2nd-00:09, IOWA 2nd-07:32.  
Largest lead - TTU by 4 1st-16:37, IOWA by 17 2nd-07:32.

Score tied - 6 times.  
Lead changed - 5 times.

**Official Basketball Box Score -- Game Totals -- Final Statistics**

#3 California vs Iowa  
11/29/08 9:35 p.m. at St. Thomas, U.S. Virgin Islands

**#3 California 76 - 60**

##	Player	f/g	Total			3-Ptr			Rebounds			PF	TP	A	TO	Bk	Stl	Min
			FG-FGA	FG-FGA	FT-FTA	Off	Def	Tot	Off	Def	Tot							
11	ADRIAN, Kelsey	f	2-4	1-2	0-0	3	3	6	1	5	1	0	0	0	24			
44	WALKER, Ashley	f	14-21	0-1	4-4	1	7	8	0	32	2	2	2	2	31			
02	VITAL, Natasha	g	0-2	0-1	0-0	1	1	2	0	0	4	2	0	0	27			
10	GRIEF, Lauren	g	2-6	2-4	0-0	0	2	2	2	6	1	0	0	0	28			
21	GRAY-LAWSON, Alexis	g	3-6	1-4	3-4	0	0	0	2	10	4	0	0	0	26			
03	FEDERICO, Rachelle	g	1-5	1-2	0-0	0	1	1	0	3	0	0	0	0	8			
05	AGUIRRE, Angelei	g	1-2	0-0	0-0	0	1	1	0	2	0	0	0	0	6			
15	MORRIS, Casey	g	4-5	2-2	0-0	0	1	1	2	10	3	2	0	0	21			
20	HAMPTON, Devanei	g	1-7	0-0	0-0	0	3	3	3	2	0	1	0	1	14			
24	SNEED, Shantrell	g	3-3	0-0	0-0	4	1	5	0	6	1	0	0	0	15			
Team						0	2	2										
Totals			31-61	7-16	7-8	9	22	31	10	76	16	8	2	4	200			
FG % 1st Half: 16-27			59.3%	2nd half: 15-34	44.1%	Game: 31-61	50.8%											
3FG % 1st Half: 3-7			42.9%	2nd half: 4-9	44.4%	Game: 7-16	43.8%											
FT % 1st Half: 5-6			83.3%	2nd half: 2-2	100.0%	Game: 7-8	87.5%											

**Iowa 43 - 43**

##	Player	f/g	Total			3-Ptr			Rebounds			PF	TP	A	TO	Bk	Stl	Min
			FG-FGA	FG-FGA	FT-FTA	Off	Def	Tot	Off	Def	Tot							
32	Ausdemore, Wendy	f	4-10	2-6	0-0	1	4	5	0	10	0	1	0	0	28			
45	Hamlin, JoAnn	f	4-8	0-1	0-0	4	3	7	3	8	3	3	0	0	31			
44	Skouby, Megan	c	3-7	1-3	1-2	1	0	1	2	8	1	2	0	0	21			
11	Smith, Kristi	g	1-4	1-3	0-0	1	1	2	0	3	1	2	0	0	25			
21	Alexander, Kachine	g	1-4	0-1	0-0	2	2	4	1	2	3	4	0	0	17			
02	Wahlin, Kamille	g	1-4	0-1	2-2	0	2	2	0	4	1	1	0	0	16			
13	Jones, Shante	g	0-1	0-0	0-0	0	2	2	0	0	1	0	0	0	2			
20	Krei, Kelly	g	2-5	1-3	0-0	1	2	3	2	5	2	0	0	1	27			
22	Cermak, Kelsey	g	0-0	0-0	0-0	0	0	0	0	0	0	0	0	0	4			
31	Draxten, Hannah	g	1-2	1-2	0-0	0	2	2	0	3	0	0	0	1	12			
50	Nyenhuis, Lindsey	g	0-6	0-5	0-0	1	0	1	0	0	0	1	0	0	17			
Team						0	2	2										
Totals			17-51	6-25	3-4	11	20	31	8	43	12	16	0	3	200			
FG % 1st Half: 8-30			26.7%	2nd half: 9-21	42.9%	Game: 17-51	33.3%											
3FG % 1st Half: 4-15			26.7%	2nd half: 2-10	20.0%	Game: 6-25	24.0%											
FT % 1st Half: 0-0			0.0%	2nd half: 3-4	75.0%	Game: 3-4	75.0%											

Officials: Bonita Spence, Jesse Dickerson, Dawn Marsh  
Technical fouls: #3 California-None. Iowa-None.  
Attendance: 2022  
2008 U.S. Virgin Islands Paradise Jam Basketball REEF DIVISION  
Presented by USVI Department of Tourism and Basketball Travelers  
California wins the REEF DIVISION CHAMPIONSHIP OF THE PARADISE JAM

Score by periods	1st	2nd	Total
#3 California	40	36	76
Iowa	20	23	43

Points	In Paint	Off T/O	2nd Chance	Fast Break	Bench
CAL	40	24	8	5	23
IOWA	16	6	5	2	12

Last FG - CAL 2nd-00:28, IOWA 2nd-00:55.  
Largest lead - CAL by 36 2nd-04:50, IOWA by 6 1st-17:14.

Score tied - 1 time.  
Lead changed - 2 times.



**Official Basketball Box Score -- Game Totals -- Final Statistics**

Iowa vs South Florida  
11/28/08 7:05 p.m. at St. Thomas, U.S. Virgin Islands

**Iowa 79 - 42**

##	Player	f/g	Total			3-Ptr			Rebounds			PF	TP	A	TO	Bk	Stl	Min
			FG-FGA	FG-FGA	FT-FTA	Off	Def	Tot	Off	Def	Tot							
32	Ausdemore, Wendy	f	7-16	5-13	2-3	6	5	11	1	21	4	3	0	0	41			
45	Hamlin, JoAnn	f	3-7	0-0	1-2	2	12	14	7	3	4	0	0	1	30			
44	Skouby, Megan	c	9-14	0-1	2-3	0	3	3	3	20	0	2	0	0	34			
11	Smith, Kristi	g	4-9	4-8	0-0	0	2	2	5	12	3	5	0	0	28			
21	Alexander, Kachine	g	0-5	0-1	3-4	0	5	5	4	3	3	4	0	0	32			
02	Wahlin, Kamille	g	4-6	0-1	0-0	1	2	3	0	8	3	4	0	2	26			
20	Krei, Kelly	g	3-7	1-4	1-1	0	7	7	4	8	0	4	0	0	25			
31	Draxten, Hannah	g	0-1	0-1	0-0	1	0	1	0	0	0	0	0	0	4			
50	Nyenhuis, Lindsey	g	0-1	0-1	0-0	0	0	0	0	0	1	1	0	0	5			
Team						3	1	4										
Totals			30-66	10-30	9-13	13	37	50	22	79	17	27	0	4	225			
FG % 1st Half: 15-35			42.9%	2nd half: 13-27	48.1%	OT: 2-4	50.0%	Game: 30-66	45.5%									
3FG % 1st Half: 7-18			38.9%	2nd half: 3-11	27.3%	OT: 0-1	0.0%	Game: 10-30	33.3%									
FT % 1st Half: 3-6			50.0%	2nd half: 5-5	100.0%													

Official Basketball Box Score -- Game Totals -- Final Statistics  
 #22 Iowa State vs Iowa  
 12/27/08 1:05 p.m. at Carver-Hawkeye Arena - Iowa City, IA

#22 Iowa State 46 - 5-2

#	Player	F	Total		3-Ptr		Rebounds			PF	TP	A	TO	Blk	Stl	Min
			FG-FGA	FT-FTA	FG-FGA	FT-FTA	Off	Def	Tot							
32	Nisleit, Amanda	f	2-4	0-2	0-0	3	5	8	2	4	0	2	0	2	2	24
05	Wieben, Nicky	c	3-6	0-0	1-2	0	2	2	3	7	0	0	1	1	19	
04	Lacey, Alison	g	6-14	1-5	1-2	3	2	5	3	14	0	1	0	0	24	
11	Bolte, Kelsey	g	1-4	0-3	0-0	1	2	3	2	2	2	0	1	2	22	
15	Ezell, Heather	g	4-13	3-8	1-2	1	4	5	2	12	1	4	2	0	31	
02	Williams, Whitney	g	0-4	0-4	0-0	1	2	3	3	0	5	4	0	0	21	
03	Yackley, Alexis	g	0-1	0-0	0-0	0	0	0	1	0	0	1	0	0	7	
10	Stuckey, Denae	g	0-0	0-0	0-0	1	1	2	1	0	1	1	0	0	13	
23	Rockall, Claire	g	0-1	0-1	0-0	0	0	0	0	0	0	1	0	0	3	
31	Arlen, Ashley	g	0-0	0-0	0-0	0	3	3	1	0	0	1	1	1	12	
41	Ross, Toccara	g	3-4	0-0	0-0	1	0	1	1	6	0	2	0	2	11	
44	Anderson, Jocelyn	g	0-2	0-0	1-2	1	0	1	0	1	2	2	1	0	13	
Team						1	1	2								
Totals			19-53	4-23	4-8	13	22	35	20	46	11	21	5	7	200	
FG % 1st Half: 11-27 40.7% 2nd half: 8-26 30.8% Game: 19-53 35.8% Deadball Rebounds																
3FG % 1st Half: 2-11 18.2% 2nd half: 2-12 16.7% Game: 4-23 17.4%																
FT % 1st Half: 3-5 60.0% 2nd half: 1-3 33.3% Game: 4-8 50.0%																

Iowa 66 - 5-4

#	Player	F	Total		3-Ptr		Rebounds			PF	TP	A	TO	Blk	Stl	Min
			FG-FGA	FT-FTA	FG-FGA	FT-FTA	Off	Def	Tot							
32	Ausdemore, Wendy	f	1-3	0-0	0-0	0	5	5	1	2	4	3	0	1	29	
45	Hamlin, JoAnn	f	5-9	0-0	8-8	3	7	10	2	18	2	2	0	2	31	
44	Skouby, Megan	c	0-5	0-1	0-0	0	1	1	4	0	0	0	0	0	8	
11	Smith, Kristi	g	6-12	0-2	3-6	0	1	1	3	15	3	3	0	1	28	
21	Alexander, Kachine	g	6-11	0-1	6-6	4	4	8	2	18	3	2	0	2	32	
02	Wahlin, Kamille	g	3-7	2-3	0-0	0	0	0	1	8	0	0	1	2	18	
13	Jones, Shante	g	0-0	0-0	0-0	0	0	0	0	0	0	1	0	0	3	
20	Krei, Kelly	g	1-4	0-2	3-4	2	2	4	0	5	0	0	0	0	26	
22	Cermak, Kelsey	g	0-0	0-0	0-0	0	0	0	0	0	0	0	0	0	3	
31	Draxten, Hannah	g	0-3	0-1	0-0	1	3	4	0	0	1	0	0	0	12	
Team						3	0	3								
Totals			22-54	2-10	20-24	13	23	36	13	66	13	12	1	8	200	
FG % 1st Half: 14-27 51.9% 2nd half: 8-27 29.6% Game: 22-54 40.7% Deadball Rebounds																
3FG % 1st Half: 1-4 25.0% 2nd half: 1-6 16.7% Game: 2-10 20.0%																
FT % 1st Half: 9-11 81.8% 2nd half: 11-13 84.6% Game: 20-24 83.3%																

Officials: June Courteau, Roy Gulbayan, Maj Forsberg  
 Technical fouls: #22 Iowa State-None. Iowa-None.  
 Attendance: 5560  
 Hy-Vee Cy-Hawk Series

Score by periods	1st	2nd	Total
#22 Iowa State	27	19	46
Iowa	38	28	66

Last FG - ISU 2nd-00:00, IOWA 2nd-02:15.  
 Largest lead - ISU by 3 1st-16:55, IOWA by 23 2nd-07:47.

Score tied - 2 times.  
 Lead changed - 5 times.

Official Basketball Box Score -- Game Totals -- Final Statistics  
 Iowa vs Drake  
 12/20/08 11:05 a.m. at Knapp Center - Des Moines, IA

Iowa 71 - 7-4

#	Player	F	Total		3-Ptr		Rebounds			PF	TP	A	TO	Blk	Stl	Min
			FG-FGA	FT-FTA	FG-FGA	FT-FTA	Off	Def	Tot							
32	Ausdemore, Wendy	f	7-11	4-6	2-2	1	3	4	0	20	0	0	0	4	30	
45	Hamlin, JoAnn	f	7-10	0-2	0-0	2	2	4	4	14	2	4	5	0	25	
44	Skouby, Megan	c	4-10	1-1	3-3	1	2	3	0	12	0	3	5	0	32	
11	Smith, Kristi	g	2-8	1-4	0-0	0	2	2	3	5	1	0	0	0	22	
21	Alexander, Kachine	g	4-7	0-0	3-4	3	5	8	1	11	5	0	1	1	28	
02	Wahlin, Kamille	g	3-4	0-0	0-0	1	3	4	2	6	3	3	0	1	21	
13	Jones, Shante	g	0-3	0-1	0-1	0	0	0	0	0	0	1	0	0	4	
20	Krei, Kelly	g	1-3	1-3	0-0	0	1	1	0	3	0	1	0	0	17	
22	Cermak, Kelsey	g	0-0	0-0	0-0	1	0	1	0	0	0	0	0	1	6	
31	Draxten, Hannah	g	0-1	0-1	0-0	0	2	2	1	0	2	1	0	2	10	
50	Nyenhuis, Lindsey	g	0-2	0-2	0-0	1	1	2	0	0	0	1	0	0	5	
Team						0	1	1								
Totals			28-59	7-20	8-10	10	22	32	11	71	17	15	12	9	200	
FG % 1st Half: 14-26 53.8% 2nd half: 14-33 42.4% Game: 28-59 47.5% Deadball Rebounds																
3FG % 1st Half: 5-9 55.6% 2nd half: 2-11 18.2% Game: 7-20 35.0%																
FT % 1st Half: 4-4 100.0% 2nd half: 4-6 66.7% Game: 8-10 80.0%																

Drake 53 - 6-4

#	Player	F	Total		3-Ptr		Rebounds			PF	TP	A	TO	Blk	Stl	Min
			FG-FGA	FT-FTA	FG-FGA	FT-FTA	Off	Def	Tot							
24	Keizer, Kelsey	f	3-9	0-0	0-0	3	3	6	1	6	0	0	0	3	22	
32	Dybing, Lauren	f	2-11	0-1	0-0	7	3	10	2	4	1	3	0	0	36	
21	Plummer, Jordann	g	5-12	2-5	0-0	0	5	5	1	12	3	5	2	3	30	
23	Turk, Kristin	g	1-12	1-9	2-2	0	0	0	2	5	1	2	0	2	25	
35	Agee, Kaniasha	g	0-0	0-0	0-0	2	1	3	2	0	2	1	0	2	19	
04	Brady, Ashleigh	g	0-0	0-0	0-0	0	0	0	0	0	0	1	0	0	2	
14	McSparron, Brittnye	g	2-7	0-2	4-4	1	2	3	1	8	0	1	0	0	15	
15	Hackbarth, Rachael	g	5-8	0-0	3-5	3	4	7	1	13	0	3	1	0	22	
34	Wollschlager, Amber	g	2-7	1-4	0-0	3	0	3	3	5	0	1	0	0	20	
45	Jones, Monique	g	0-1	0-0	0-0	0	2	2	2	0	2	2	0	0	9	
Team						6	3	9								
Totals			20-67	4-21	9-11	25	23	48	15	53	9	20	3	9	200	
FG % 1st Half: 8-34 23.5% 2nd half: 12-33 36.4% Game: 20-67 29.9% Deadball Rebounds																
3FG % 1st Half: 2-12 16.7% 2nd half: 2-9 22.2% Game: 4-21 19.0%																
FT % 1st Half: 3-4 75.0% 2nd half: 6-7 85.7% Game: 9-11 81.8%																

Officials: Greg Small, Doug Miller, Rich Choponis  
 Technical fouls: Iowa-None. Drake-None.  
 Attendance: 2759

Score by periods	1st	2nd	Total
Iowa	37	34	71
Drake	21	32	53

Last FG - IOWA 2nd-02:14, DU 2nd-01:10.  
 Largest lead - IOWA by 30 2nd-13:28, DU by 7 1st-16:53.

Score tied - 0 times.  
 Lead changed - 1 time.

Official Basketball Box Score -- Game Totals -- Final Statistics  
 Northern Iowa vs Iowa  
 12/11/08 7:05 p.m. at Carver-Hawkeye Arena - Iowa City, IA

Northern Iowa 46 - 2-6

#	Player	F	Total		3-Ptr		Rebounds			PF	TP	A	TO	Blk	Stl	Min
			FG-FGA	FT-FTA	FG-FGA	FT-FTA	Off	Def	Tot							
12	Uhlenhopp, Indy	f	1-6	0-1	0-0	1	4	5	3	2	0	2	0	1	25	
32	Wypyszynski, Kim	f	3-8	1-1	7-10	5	3	8	3	14	1	2	0	0	31	
21	Mennen, Alexa	c	0-3	0-0	0-3	2	0	2	3	0	1	0	0	1	14	
04	Armstrong, K.K.	g	2-13	0-2	2-2	0	5	5	4	6	4	2	0	2	34	
24	Clausen, Nicole	g	3-11	1-6	0-3	0	3	3	1	7	0	0	0	1	35	
02	Oney, Katelyn	g	0-1	0-0	1-2	0	0	0	0	1	1	0	0	0	11	
20	Boeck, Lizzie	g	4-11	0-1	2-3	4	3	7	5	10	0	0	0	0	19	
22	Wubbens, Danielle	g	0-1	0-0	0-0	0	0	0	1	0	0	0	0	0	7	
25	Cain, Lindsey	g	0-1	0-0	0-0	0	0	0	1	0	0	0	0	0	2	
34	Swanson, Lindsey	g	0-2	0-0	0-0	1	0	1	1	0	0	0	0	0	6	
44	Brocka, Erin	g	2-4	0-1	2-2	0	4	4	5	6	0	4	1	0	14	
54	Yaggy, Rachel	g	0-0	0-0	0-0	0	0	0	0	0	0	0	0	0	2	
Team						6	0	6								
Totals			15-61	2-12	14-25	19	22	41	27	46	7	12	1	5	200	
FG % 1st Half: 7-36 19.4% 2nd half: 8-25 32.0% Game: 15-61 24.6% Deadball Rebounds																
3FG % 1st Half: 1-6 16.7% 2nd half: 1-6 16.7% Game: 2-12 16.7%																
FT % 1st Half: 3-3 100.0% 2nd half: 11-22 50.0% Game: 14-25 56.0%																

Iowa 72 - 6-4

#	Player	F	Total		3-Ptr		Rebounds			PF	TP	A	TO	Blk	Stl	Min
			FG-FGA	FT-FTA	FG-FGA	FT-FTA	Off	Def	Tot							
32	Ausdemore, Wendy	f	0-4	0-3	6-6	0	7	7	2	6	2	0	1	0	38	
45	Hamlin, JoAnn	f	2-6	0-0	2-2	1	5	6	5	6	0	1	2	0	20	
44	Skouby, Megan	c	7-16	0-0	6-7	4	1	5	3	20	0	1	5	0	32	
11	Smith, Kristi	g	6-18	2-6	2-3	1	1	2	3	16	4	2	1	0	33	
21	Alexander, Kachine	g	1-3	0-0	5-6	4	8	12	1	7	2	4	0	2	27	
02	Wahlin, Kamille	g	1-2	1-1	4-4	1	3	4	3	7	1	3	0	0	18	
13	Jones, Shante	g	0-0	0-0	0-0	0	0	0	0	0	0	0	0	0	2	
20	Krei, Kelly	g	2-3	0-0	2-2	0	3	3	3	6	1	0	0	0	17	
22	Cermak, Kelsey	g	2-3	0-0	0-0	1	2	3	2	4	0	0	1	0	11	
50	Nyenhuis, Lindsey	g	0-0	0-0	0-0	0	1	1	0	0	1	0	0	0	2	
Team						1	2	3								
Totals			21-55	3-10	27-30	13	33	46	22	72	11	12	10	2	200	
FG % 1st Half: 9-25 36.0% 2nd half: 12-30 40.0% Game: 21-																

**Official Basketball Box Score -- Game Totals -- Final Statistics**  
**Purdue vs Iowa**  
 12/28/08 2:05 p.m. at Carver-Hawkeye Arena - Iowa City, IA

Purdue 69 - 8-4, 2-0

#	Player	f	Total			3-Ptr			Rebounds			PF	TP	A	TO	Bk	Stl	Min
			FG-FGA	FG-FGA	FT-FTA	FG-FGA	FG-FGA	FT-FTA	Off	Def	Tot							
24	Freeman, Lakisha	f	5-8	0-0	0-0	3	3	6	4	10	4	3	2	2			32	
32	Wisdom-Hylton, L.	f	8-14	0-0	1-2	3	4	7	4	17	0	2	1	4			26	
15	Campbell, Danielle	c	6-11	0-0	3-3	5	7	12	3	15	2	1	2	0			39	
00	Howell, Jodi	g	1-6	1-4	0-0	0	1	1	1	3	0	1	0	1			17	
20	Malone, FahKara	g	3-8	0-3	1-3	2	1	3	4	7	5	4	0	1			40	
03	Bogdanova, Natasha	g	2-3	1-2	2-2	0	1	1	1	7	0	1	0	0			8	
05	Rayburn, Brittany	g	2-8	0-5	4-4	2	1	3	4	8	2	2	0	2			26	
41	Guyton, Alex	g	0-4	0-0	0-0	0	0	0	0	0	1	0	0	1			7	
43	Poston, Chantel	g	1-2	0-0	0-0	2	2	4	0	2	0	1	0	1			5	
<b>Team</b>						1	2	3										
<b>Totals</b>			28-64	2-14	11-14	18	22	40	21	69	14	15	5	12			200	
FG % 1st Half: 10-31			32.3%	2nd half: 18-33			54.5%	Game: 28-64			43.8%	Deadball Rebounds 0						
3FG % 1st Half: 1-9			11.1%	2nd half: 1-5			20.0%	Game: 2-14			14.3%							
FT % 1st Half: 4-4			100.0%	2nd half: 7-10			70.0%	Game: 11-14			78.6%							

Iowa 60 - 8-5, 1-1

#	Player	f	Total			3-Ptr			Rebounds			PF	TP	A	TO	Bk	Stl	Min
			FG-FGA	FG-FGA	FT-FTA	FG-FGA	FG-FGA	FT-FTA	Off	Def	Tot							
32	Ausdemore, Wendy	f	4-9	3-7	2-2	2	3	5	2	13	2	2	0	1			40	
45	Hamlin, JoAnn	f	2-9	0-1	1-2	1	5	6	4	5	1	7	1	0			28	
44	Skouby, Megan	c	3-10	0-0	3-3	2	0	2	2	9	0	1	2	1			37	
11	Smith, Kristi	g	4-12	3-8	5-6	0	3	3	1	16	3	2	0	2			40	
21	Alexander, Kachine	g	2-5	0-0	11-13	3	5	8	5	15	2	4	0	0			33	
02	Wahlin, Kamille	g	0-1	0-1	0-0	0	1	1	1	0	3	3	0	0			6	
20	Krei, Kelly	g	1-2	0-0	0-0	0	3	3	0	2	0	0	1	0			16	
<b>Team</b>						4	1	5										
<b>Totals</b>			16-48	6-17	22-26	12	21	33	15	60	11	19	4	4			200	
FG % 1st Half: 6-22			27.3%	2nd half: 10-26			38.5%	Game: 16-48			33.3%	Deadball Rebounds 2						
3FG % 1st Half: 2-8			25.0%	2nd half: 4-9			44.4%	Game: 6-17			35.3%							
FT % 1st Half: 9-11			81.8%	2nd half: 13-15			86.7%	Game: 22-26			84.6%							

Officials: Tina Napier, Joe Cunningham, Sue Blauch  
 Technical fouls: Purdue-None. Iowa-None.  
 Attendance: 3589  
 Fouled Out: #21 IA 00:10 2nd

Score by periods	1st	2nd	Total
Purdue	25	44	69
Iowa	23	37	60

Last FG - PUR 2nd-02:08, IOWA 2nd-00:13.  
 Largest lead - PUR by 15 2nd-04:21, IOWA by 4 1st-18:32.

**Official Basketball Box Score -- Game Totals -- Final Statistics**  
**IOWA vs Indiana**  
 01/04/09 4:05 p.m. at Assembly Hall - Bloomington, IN

IOWA 54 - 8-6, 1-2

#	Player	f	Total			3-Ptr			Rebounds			PF	TP	A	TO	Bk	Stl	Min
			FG-FGA	FG-FGA	FT-FTA	FG-FGA	FG-FGA	FT-FTA	Off	Def	Tot							
32	Ausdemore, Wendy	f	0-2	0-1	1-2	0	1	1	5	1	3	3	0	0			27	
45	Hamlin, JoAnn	f	4-6	1-1	1-2	0	7	7	5	10	0	4	1	1			29	
44	Skouby, Megan	c	6-10	1-2	2-2	0	3	3	2	15	0	2	3	0			27	
11	Smith, Kristi	g	1-7	0-3	0-0	0	0	0	2	2	4	2	0	0			31	
21	Alexander, Kachine	g	1-8	0-0	7-8	3	7	10	2	9	0	2	0	0			31	
02	Wahlin, Kamille	g	2-7	1-4	0-0	1	0	1	0	5	1	2	0	0			16	
20	Krei, Kelly	g	2-3	2-2	1-2	0	1	1	3	7	0	0	0	0			17	
22	Cermak, Kelsey	g	0-1	0-1	0-0	0	1	1	1	0	0	0	0	0			7	
31	Draxten, Hannah	g	1-4	1-4	2-2	0	1	1	1	5	0	1	0	0			13	
50	Nyenhuus, Lindsey	g	0-1	0-1	0-0	0	0	0	0	0	0	0	0	0			2	
<b>Team</b>						1	2	3										
<b>Totals</b>			17-49	6-19	14-18	5	23	28	21	54	8	17	4	1			200	
FG % 1st Half: 5-21			23.8%	2nd half: 12-28			42.9%	Game: 17-49			34.7%	Deadball Rebounds 4						
3FG % 1st Half: 2-5			40.0%	2nd half: 4-14			28.6%	Game: 6-19			31.6%							
FT % 1st Half: 5-8			62.5%	2nd half: 9-10			90.0%	Game: 14-18			77.8%							

Indiana 76 - 10-2, 3-0

#	Player	f	Total			3-Ptr			Rebounds			PF	TP	A	TO	Bk	Stl	Min
			FG-FGA	FG-FGA	FT-FTA	FG-FGA	FG-FGA	FT-FTA	Off	Def	Tot							
11	Thomas, Whitney	f	6-10	0-0	4-4	1	9	10	5	16	1	1	4	1			24	
42	Jackson, Amber	f	3-9	0-0	3-5	1	5	6	2	9	1	3	0	0			37	
23	Braun, Jamie	g	8-12	1-3	2-3	1	3	4	2	19	3	5	0	1			36	
32	Davis, Jori	g	3-5	0-0	0-1	1	1	2	2	6	1	1	0	0			18	
35	Roberson, Kim	g	4-8	2-4	6-7	0	2	2	16	2	1	0	1	0			30	
04	Melis, Ashlee	g	3-7	1-5	1-3	0	0	0	2	8	1	3	0	1			14	
10	McGuirt, Andrea	g	0-0	0-0	0-0	0	1	1	0	0	0	0	0	0			7	
14	Serfling, Lydia	g	0-0	0-0	0-0	0	1	1	0	0	0	0	0	0			1	
20	Lindsay, Whitney	g	0-3	0-2	0-0	0	1	1	0	0	1	0	0	0			18	
21	Andujar, Danilisa	g	1-1	0-0	0-0	1	0	1	1	2	0	0	0	0			4	
31	Enterline, Lindsay	g	0-0	0-0	0-0	0	0	0	2	0	0	0	0	0			11	
<b>Team</b>						4	4	8										
<b>Totals</b>			28-55	4-14	16-23	9	27	36	18	76	10	14	4	4			200	
FG % 1st Half: 15-30			50.0%	2nd half: 13-25			52.0%	Game: 28-55			50.9%	Deadball Rebounds 2						
3FG % 1st Half: 2-8			25.0%	2nd half: 2-6			33.3%	Game: 4-14			28.6%							
FT % 1st Half: 10-12			83.3%	2nd half: 6-11			54.5%	Game: 16-23			69.6%							

Officials: June Courteau, Barb Smith, Laura Morris  
 Technical fouls: IOWA-None. Indiana-None.  
 Attendance: 1913  
 Ausdemore (Iowa) fouls out at 5:13 (2nd)  
 Hamlin (Iowa) fouls out at 3:59 (2nd)  
 Thomas (IU) fouls out at 3:41 (2nd)

Score by periods	1st	2nd	Total
IOWA	17	37	54
Indiana	42	34	76

Last FG - IOWA 2nd-01:45, IND 2nd-01:23.  
 Largest lead - IOWA None, IND by 29 2nd-19:14.

**Official Basketball Box Score -- Game Totals -- Final Statistics**  
**IOWA vs Purdue**  
 01/08/09 7:05 p.m. at Mackey Arena - West Lafayette, IN

IOWA 49 - 8-7, 1-3

#	Player	f	Total			3-Ptr			Rebounds			PF	TP	A	TO	Bk	Stl	Min
			FG-FGA	FG-FGA	FT-FTA	FG-FGA	FG-FGA	FT-FTA	Off	Def	Tot							
32	Ausdemore, Wendy	f	4-11	2-6	1-2	3	1	4	2	11	2	2	0	1			37	
45	Hamlin, JoAnn	f	1-6	0-0	0-0	1	6	7	5	2	0	4	0	1			26	
44	Skouby, Megan	c	5-14	0-1	4-4	5	3	8	1	14	2	1	6	1			34	
11	Smith, Kristi	g	5-13	3-7	1-2	1	4	5	3	14	4	3	0	0			36	
21	Alexander, Kachine	g	3-6	0-0	1-3	0	3	3	1	7	0	4	0	1			29	
02	Wahlin, Kamille	g	0-2	0-1	1-2	0	2	2	0	1	3	0	0	1			15	
20	Krei, Kelly	g	0-1	0-0	0-0	0	0	0	0	0	2	0	0	0			12	
22	Cermak, Kelsey	g	0-1	0-0	0-0	0	0	0	1	0	1	0	0	1			8	
31	Draxten, Hannah	g	0-2	0-1	0-0	1	1	2	0	0	1	0	0	0			3	
<b>Team</b>						3	2	5										
<b>Totals</b>			18-56	5-16	8-13	14	22	36	13	49	13	16	6	6			200	
FG % 1st Half: 11-34			32.4%	2nd half: 7-22			31.8%	Game: 18-56			32.1%	Deadball Rebounds 2.1						
3FG % 1st Half: 3-11			27.3%	2nd half: 2-5			40.0%	Game: 5-16			31.3%							
FT % 1st Half: 1-3			33.3%	2nd half: 7-10			70.0%	Game: 8-13			61.5%							

Purdue 60 - 10-5, 3-1

#	Player	f	Total			3-Ptr			Rebounds			PF	TP	A	TO	Bk	Stl	Min
			FG-FGA	FG-FGA	FT-FTA	FG-FGA	FG-FGA	FT-FTA	Off	Def	Tot							
32	Wisdom-Hylton, L.	f	7-14	0-0	0-0	3	7											

Official Basketball Box Score -- Game Totals -- Final Statistics  
Iowa vs Illinois  
01/15/09 7:05 p.m. at Assembly Hall - Champaign, IL

Iowa 72 - 10-7, 3-3

#	Player	Total			3-Ptr			Rebounds			PF	TP	A	TO	Bk	Stl	Min
		FG-FGA	FG-FGA	FT-FTA	FG-FGA	FG-FGA	FT-FTA	Off	Def	Tot							
32	Ausdemore, Wendy	f	2-5	2-5	0-0	0	1	1	4	6	2	1	0	0	0	27	
45	Hamlin, JoAnn	f	2-3	0-0	0-0	1	1	2	3	4	2	1	1	1	1	20	
44	Skouby, Megan	c	8-15	1-1	4-5	1	6	7	4	21	0	0	2	1	34		
11	Smith, Kristi	g	6-11	5-6	0-0	0	1	1	2	17	5	0	0	0	31		
21	Alexander, Kachine	g	2-7	0-0	2-5	1	9	10	2	6	9	1	1	0	32		
02	Wahlin, Kamille	g	4-5	0-0	4-5	0	1	1	0	12	1	1	0	1	15		
20	Krei, Kelly	g	0-1	0-0	0-0	0	4	4	1	0	0	1	0	1	15		
22	Cermak, Kelsey	g	0-1	0-0	0-0	1	1	2	0	0	2	1	1	0	11		
31	Draxten, Hannah	g	2-4	2-4	0-0	0	0	0	0	6	0	1	0	0	13		
50	Nyenhuis, Lindsey	g	0-0	0-0	0-0	0	0	0	0	0	0	0	0	0	2		
	Team					0	1	1									
	Totals		26-52	10-16	10-15	4	25	29	16	72	21	8	5	5	200		
	FG % 1st Half:	11-25	44.0%	2nd half:	15-27	55.6%	Game:	26-52	50.0%						Deadball Rebounds		
	3FG % 1st Half:	7-9	77.8%	2nd half:	3-7	42.9%	Game:	10-16	62.5%								
	FT % 1st Half:	1-4	25.0%	2nd half:	9-11	81.8%	Game:	10-15	66.7%								

Illinois 62 - 4-14, 0-7

#	Player	Total			3-Ptr			Rebounds			PF	TP	A	TO	Bk	Stl	Min
		FG-FGA	FG-FGA	FT-FTA	FG-FGA	FG-FGA	FT-FTA	Off	Def	Tot							
22	Simpson, Lacey	f	5-15	0-0	2-2	3	12	15	4	12	2	3	1	1	37		
33	Gordon, Chelsea	f	4-14	1-3	5-5	1	1	2	2	14	1	2	0	0	28		
13	Smith, Jenna	c	7-14	0-0	4-7	12	6	18	4	18	3	2	1	1	40		
12	McCully, Lydia	g	3-7	0-1	3-3	1	1	2	2	9	2	1	0	0	25		
21	Blinn, Macie	g	1-8	0-3	1-2	0	1	1	1	3	0	0	0	1	26		
01	Toone, Whitney	g	1-2	0-0	2-2	1	0	1	2	4	0	1	0	0	13		
03	Josil, Fabiola	g	1-5	0-0	0-0	0	3	3	2	2	0	1	0	1	19		
34	Rukavina, Lana	g	0-0	0-0	0-0	0	0	0	0	0	0	1	0	0	1		
	Team					2	2	4									
	Totals		22-65	1-7	17-21	20	26	46	17	62	8	11	2	5	200		
	FG % 1st Half:	9-36	25.0%	2nd half:	13-29	44.8%	Game:	22-65	33.8%						Deadball Rebounds		
	3FG % 1st Half:	0-3	0.0%	2nd half:	1-4	25.0%	Game:	1-7	14.3%								
	FT % 1st Half:	5-8	62.5%	2nd half:	12-13	92.3%	Game:	17-21	81.0%								

Officials: Gina Cross, Tim Daley, Mark Zentz  
Technical fouls: Iowa-None, Illinois-None.  
Attendance: 1128

Score by periods	1st	2nd	Total
Iowa	30	42	72
Illinois	23	39	62

Last FG - IOWA 2nd-01:48, ILL 2nd-00:23.  
Largest lead - IOWA by 17 2nd-09:39, ILL None.

Points In Off 2nd Fast  
IOWA 14 30 6 20 4  
ILL 6 20 4

Score tied - 0 times.  
Lead changed - 0 times.

Official Basketball Box Score -- Game Totals -- Final Statistics  
Northwestern vs Iowa  
01/18/09 2:05 p.m. at Carver-Hawkeye Arena - Iowa City, IA

Northwestern 46 - 5-13, 1-6

#	Player	Total			3-Ptr			Rebounds			PF	TP	A	TO	Bk	Stl	Min
		FG-FGA	FG-FGA	FT-FTA	FG-FGA	FG-FGA	FT-FTA	Off	Def	Tot							
25	Orban, Brittany	f	5-9	3-4	0-0	2	0	2	0	13	1	0	0	0	19		
22	Jaeschke, Amy	g	4-14	0-1	2-2	1	5	6	2	10	3	1	2	0	36		
13	Dickerson, Erin	g	2-8	0-6	0-0	1	2	3	1	4	3	2	0	2	30		
21	Eckhart, Jenny	g	1-3	0-1	0-0	0	1	1	0	2	2	3	0	0	33		
32	Cartwright, Kristin	g	4-10	2-6	2-2	2	4	6	5	12	0	4	0	2	32		
12	Mocchi, Allison	g	0-2	0-2	0-0	0	0	0	0	0	0	0	0	0	13		
20	Reed, Meshia	g	1-2	0-1	0-0	0	0	0	1	2	0	3	0	0	14		
24	Mocchi, Maggie	g	0-2	0-1	1-2	0	4	4	1	1	2	1	1	1	19		
40	Boyd, Shantina	g	1-1	0-0	0-1	0	1	1	1	2	1	0	0	0	1		
42	Jaeschke, Ellen	g	0-2	0-0	0-0	2	1	3	1	0	1	3	0	0	10		
54	McInerney, Kaitlin	g	0-1	0-0	0-0	0	0	0	0	0	0	0	0	0	3		
	Team					0	3	3									
	Totals		18-54	5-22	5-7	8	21	29	15	46	12	18	3	5	200		
	FG % 1st Half:	9-26	34.6%	2nd half:	9-28	32.1%	Game:	18-54	33.3%						Deadball Rebounds		
	3FG % 1st Half:	2-9	22.2%	2nd half:	3-13	23.1%	Game:	5-22	22.7%								
	FT % 1st Half:	4-4	100.0%	2nd half:	1-3	33.3%	Game:	5-7	71.4%								

Iowa 74 - 11-7, 4-3

#	Player	Total			3-Ptr			Rebounds			PF	TP	A	TO	Bk	Stl	Min
		FG-FGA	FG-FGA	FT-FTA	FG-FGA	FG-FGA	FT-FTA	Off	Def	Tot							
32	Ausdemore, Wendy	f	2-7	0-2	2-2	0	1	1	0	6	4	3	1	0	27		
45	Hamlin, JoAnn	f	8-10	0-1	0-0	1	5	6	4	16	2	1	0	0	28		
44	Skouby, Megan	c	4-10	0-1	2-2	0	1	1	0	10	1	0	0	2	32		
11	Smith, Kristi	g	4-8	3-4	0-0	0	2	2	0	11	3	0	0	2	31		
21	Alexander, Kachine	g	3-5	0-0	4-4	1	10	11	0	10	12	4	0	1	29		
02	Wahlin, Kamille	g	2-4	1-2	0-0	2	4	6	2	5	1	2	0	2	19		
13	Jones, Shante	g	0-1	0-0	0-0	0	0	0	0	0	0	0	0	0	1		
20	Krei, Kelly	g	0-1	0-0	0-0	0	0	0	0	1	0	0	0	1	12		
22	Cermak, Kelsey	g	0-0	0-0	0-0	0	1	1	0	0	1	0	0	0	6		
31	Draxten, Hannah	g	5-9	3-6	0-0	0	1	1	13	2	2	0	0	0	16		
50	Nyenhuis, Lindsey	g	1-2	1-2	0-0	0	0	0	0	3	0	0	0	1	3		
	Team					3	5	8									
	Totals		29-57	8-18	8-8	7	30	37	9	74	25	14	1	9	200		
	FG % 1st Half:	13-26	50.0%	2nd half:	16-31	51.6%	Game:	29-57	50.9%						Deadball Rebounds		
	3FG % 1st Half:	3-7	42.9%	2nd half:	5-11	45.5%	Game:	8-18	44.4%								
	FT % 1st Half:	0-0	0.0%	2nd half:	8-8	100.0%	Game:	8-8	100.0%								

Officials: Bob Trammell, Dave Rittman, Dawn Marsh  
Technical fouls: Northwestern-None, Iowa-None.  
Attendance: 2880

Fouled Out: #32 NWU 01:11 2nd

Score by periods	1st	2nd	Total
Northwestern	24	22	46
Iowa	29	45	74

Last FG - NU 2nd-00:51, IOWA 2nd-01:48.  
Largest lead - NU by 5 1st-17:34, IOWA by 32 2nd-01:11.

Points In Off 2nd Fast  
NU 14 24 7 16 5  
IOWA 24 23 7 16 21

Score tied - 2 times.  
Lead changed - 1 time.

Official Basketball Box Score -- Game Totals -- Final Statistics  
Michigan vs Iowa  
01/26/09 7:05 p.m. at Carver-Hawkeye Arena - Iowa City, IA

Michigan 69 - 9-11, 2-7

#	Player	Total			3-Ptr			Rebounds			PF	TP	A	TO	Bk	Stl	Min
		FG-FGA	FG-FGA	FT-FTA	FG-FGA	FG-FGA	FT-FTA	Off	Def	Tot							
21	Benson, Carly	f	3-12	3-8	0-0	0	4	4	2	9	5	1	1	0	32		
51	Queen, Melinda	f	1-2	0-0	1-1	2	2	4	4	3	2	2	1	1	25		
25	Phillips, Krista	c	8-15	0-3	0-0	4	5	9	1	16	0	4	2	0	33		
03	Hicks, Veronica	g	6-10	2-5	1-4	1	3	4	2	15	2	0	0	1	31		
34	Minnfield, Jessica	g	3-9	3-7	2-2	0	4	4	2	11	8	2	1	0	35		
13	Skrba, Stephany	g	0-0	0-0	0-0	0	0	0	0	0	0	1	0	0	3		
20	Boylan, Courtney	g	1-1	1-1	0-0	0	2	2	3	3	0	0	1	1	14		
33	Reynolds, Carmen	g	5-11	1-3	1-3	3	1	4	3	12	1	1	0	0	27		
	Team					0	0	0									
	Totals		27-60	10-27	5-10	10	21	31	17	69	18	11	7	3	200		
	FG % 1st Half:	14-29	48.3%	2nd half:	13-31	41.9%	Game:	27-60	45.0%						Deadball Rebounds		
	3FG % 1st Half:	5-14	35.7%	2nd half:	5-13	38.5%	Game:	10-27	37.0%								
	FT % 1st Half:	1-2	50.0%	2nd half:	4-8	50.0%	Game:	5-10	50.0%								

Iowa 77 - 12-7, 5-3

#	Player	Total			3-Ptr			Rebounds			PF	TP	A	TO	Bk	Stl	Min
		FG-FGA	FG-FGA	FT-FTA	FG-FGA	FG-FGA	FT-FTA	Off	Def	Tot							
21	Alexander, Kachine	f	3-8	1-1	3-4	2	12	14	4	10	4	3	1	1	34		
32	Ausdemore, Wendy	f	8-15	5-10	0-0	3	1	4	1	21	1	0	0	2	38		
44	Skouby, Megan	c	4-9	0-1	1-2	2	7	9	3	9	0	2	0	0	37		
02	Wahlin, Kamille	g	6-9	1-3	1-2	1	3	4	0	14	10	2	0	0	35		
11	Smith, Kristi	g	7-13	5-11	2-2	0	2	2	4	21	5	1	0	0	40		
20	Krei, Kelly	g	0-1	0-0	0-0	1	0	1	1	0	0	1	0	0	5		
31	Draxten, Hannah	g	0-3	0-2	2-2	0	0	0	1	2	1	0	0	1	11		
	Team					1	2	3									
	Totals		28-58	12-28	9-12	10	27	37	14	77	21	9	1	4	200		
	FG % 1st Half:	14-30	46.7%	2nd half:	14-28	50.0%	Game:	28-58	48.3%						Deadball Rebounds		
	3FG % 1st Half:	6-15	40.0%	2nd half:	6-13	46.2%	Game:	12-28	42.9%								
	FT % 1st Half:	2-2	100.0%	2nd half:	7-10	70.0%	Game:	9-12	75.0%								

Officials: Tina Napier, John Whitson, Marvin Sykes  
Technical fouls: Michigan-None, Iowa-None.  
Attendance: 3722

Score by periods	1st	2nd	Total
Michigan	34	35	69
Iowa	36		

Official Basketball Box Score -- Game Totals -- Final Statistics  
Penn State vs Iowa  
02/01/09 1:05 p.m. at Carver-Hawkeye Arena - Iowa City, IA

Penn State 89 - 8-12, 3-7

##	Player	f/g	Total			3-Ptr			Rebounds			PF	TP	A	TO	Bk	Stl	Min
			FG-FGA	FG-FGA	FT-FTA	Off	Def	Tot	Off	Def	Tot							
11	Trogele, Julia	f	2-3	0-0	0-0	0	2	2	0	4	0	0	0	0	0	0	7	
34	Lewis, Evelyn	f	0-2	0-0	1-2	3	6	9	4	1	1	1	0	1	1	1	52	
01	Grant, Tyra	g	13-30	4-12	3-3	0	5	5	4	33	4	4	2	1	4	1	43	
03	O'Rourke, Brianne	g	7-15	4-8	2-2	2	3	5	0	20	9	4	0	1	1	54		
05	Williams, Mashea	g	9-19	0-0	1-2	2	7	9	3	19	3	1	0	1	0	45		
12	Gray, Zhaque	g	0-4	0-2	0-0	3	0	3	1	0	0	0	0	0	0	5		
15	Womack, Renee	g	1-4	0-1	0-1	1	1	2	0	2	0	1	0	2	1	14		
23	Quinn, Meggan	g	0-1	0-1	0-0	0	0	0	0	0	1	0	1	0	1	6		
24	Mark, Rashida	g	0-0	0-0	0-0	0	1	1	1	0	0	0	0	0	0	4		
32	Wolff, Janessa	g	4-10	0-0	0-2	2	9	11	2	8	2	0	1	3	4	43		
33	Monroe, Meredith	g	1-2	0-0	0-0	0	0	0	0	2	0	0	0	0	0	2		
<b>Team</b>						3	0	3					1					
<b>Totals</b>			37-90	8-24	7-12	16	34	50	15	89	19	13	3	10	275			

FG % 1st Half:	15-34	44.1%	2nd half:	14-32	43.8%	OT:	8-24	33.3%	Game:	37-90	41.1%	Deadball Rebounds:	
3FG % 1st Half:	4-12	33.3%	2nd half:	3-8	37.5%	OT:	1-4	25.0%	Game:	8-24	33.3%	Rebounds:	
FT % 1st Half:	2-4	50.0%	2nd half:	3-4	75.0%	OT:	2-4	50.0%	Game:	7-12	58.3%	Rebounds:	3

Iowa 97 - 13-8, 6-4

##	Player	f/g	Total			3-Ptr			Rebounds			PF	TP	A	TO	Bk	Stl	Min
			FG-FGA	FG-FGA	FT-FTA	Off	Def	Tot	Off	Def	Tot							
21	Alexander, Kachine	f	8-13	0-0	10-10	8	13	21	3	26	10	5	0	2	50			
32	Ausdemore, Wendy	f	6-19	3-14	0-0	2	4	6	2	15	7	3	0	0	51			
44	Skouby, Megan	c	5-11	0-0	0-0	3	5	8	4	10	1	1	3	3	50			
02	Wahlin, Kamille	g	7-12	4-7	0-2	1	6	7	1	18	2	0	0	1	43			
11	Smith, Kristi	g	8-21	3-8	2-2	0	1	1	2	21	4	4	0	2	51			
20	Krei, Kelly	g	1-3	0-1	2-2	0	4	4	0	4	1	0	0	1	11			
22	Cermak, Kelsey	g	0-0	0-0	0-0	0	0	0	0	0	0	0	0	0	2			
31	Draxten, Hannah	g	1-5	1-4	0-0	0	1	1	2	3	1	1	0	0	17			
<b>Team</b>						1	5	6					1					
<b>Totals</b>			36-84	11-34	14-16	15	39	54	14	97	26	15	3	9	275			

FG % 1st Half:	13-33	39.4%	2nd half:	14-28	50.0%	OT:	9-23	39.1%	Game:	36-84	42.9%	Deadball Rebounds:	
3FG % 1st Half:	4-15	26.7%	2nd half:	4-11	36.4%	OT:	3-8	37.5%	Game:	11-34	32.4%	Rebounds:	
FT % 1st Half:	4-4	100.0%	2nd half:	4-6	66.7%	OT:	6-6	100.0%	Game:	14-16	87.5%	Rebounds:	1

Officials: Lisa Mattingly, June Courteau, Dennis Mayer

Technical fouls: Penn State-None, Iowa-None.

Attendance: 3486

Score by periods	1st	2nd	OT	OT2	OT3	Total
Penn State	36	24	11	6	2	89
Iowa	34	36	11	6	10	97

Points	In	Off	2nd	Fast	Break	Bench
PSU	44	16	12	14	12	12
IOWA	36	14	14	12	7	7

Last FG - PSU OT2:00:14, IOWA OT3:00:13.  
Largest lead - PSU by 12 1st-14:13, IOWA by 11 2nd-09:32.  
Score tied - 12 times.  
Lead changed - 10 times.

Official Basketball Box Score -- Game Totals -- Final Statistics  
Iowa vs Minnesota  
02/08/09 2:05 p.m. at Williams Arena - Minneapolis, MN

Iowa 58 - 14-9, 7-5

##	Player	f/g	Total			3-Ptr			Rebounds			PF	TP	A	TO	Bk	Stl	Min
			FG-FGA	FG-FGA	FT-FTA	Off	Def	Tot	Off	Def	Tot							
21	Alexander, Kachine	f	0-1	0-0	2-2	2	3	5	3	2	3	4	0	0	0	30		
32	Ausdemore, Wendy	f	6-13	1-6	0-0	2	3	5	2	13	4	3	0	1	36			
44	Skouby, Megan	c	10-14	0-0	1-1	2	9	11	4	21	2	2	2	0	36			
02	Wahlin, Kamille	g	2-10	2-6	2-2	3	4	7	1	8	6	3	0	2	37			
11	Smith, Kristi	g	6-13	2-6	0-0	0	3	3	2	14	4	1	0	2	38			
20	Krei, Kelly	g	0-1	0-0	0-0	0	1	1	0	0	0	0	0	0	8			
31	Draxten, Hannah	g	0-3	0-2	0-0	0	0	0	1	0	1	1	0	0	15			
<b>Team</b>						4	2	6					2					
<b>Totals</b>			24-55	5-20	5-5	13	25	38	13	58	20	16	2	5	200			

FG % 1st Half:	12-24	50.0%	2nd half:	12-31	38.7%	Game:	24-55	43.6%	Deadball Rebounds:	
3FG % 1st Half:	5-11	45.5%	2nd half:	0-9	0.0%	Game:	5-20	25.0%	Rebounds:	
FT % 1st Half:	0-0	0.0%	2nd half:	5-5	100.0%	Game:	5-5	100.0%	Rebounds:	0

Minnesota 64 - 17-6, 9-3

##	Player	f/g	Total			3-Ptr			Rebounds			PF	TP	A	TO	Bk	Stl	Min
			FG-FGA	FG-FGA	FT-FTA	Off	Def	Tot	Off	Def	Tot							
35	Ohm, Katie	f	1-6	1-4	0-0	1	3	4	3	3	1	2	0	0	14			
45	Voigt, Jackie	f	2-4	0-1	5-6	2	5	7	1	9	1	1	0	1	33			
21	Ellis-Milan, Ashley	c	9-16	1-1	2-2	3	4	7	3	21	2	2	0	1	36			
04	Fox, Emily	g	2-14	1-8	0-0	1	1	2	0	5	4	1	0	0	30			
12	McCoy, Brittany	g	1-3	0-1	2-2	0	1	1	1	4	3	1	1	3	38			
10	Sylva, Kay	g	3-3	2-2	0-0	0	0	0	0	8	1	1	0	0	12			
20	Harper, Zoe	g	1-3	0-0	2-2	3	1	4	0	4	2	0	0	0	11			
30	Buford, Kiara	g	3-9	1-6	3-4	1	1	2	2	10	2	1	1	2	26			
<b>Team</b>						2	2	4										
<b>Totals</b>			22-58	6-23	14-16	13	18	31	10	64	16	9	2	7	200			

FG % 1st Half:	8-29	27.6%	2nd half:	14-29	48.3%	Game:	22-58	37.9%	Deadball Rebounds:	
3FG % 1st Half:	2-11	18.2%	2nd half:	4-12	33.3%	Game:	6-23	26.1%	Rebounds:	
FT % 1st Half:	5-6	83.3%	2nd half:	9-10	90.0%	Game:	14-16	87.5%	Rebounds:	0

Officials: Dennis Mayer, Cameron Inouye, Teresa Dahlem

Technical fouls: Iowa-None, Minnesota-None.

Attendance: 7848

Score by periods	1st	2nd	Total
Iowa	29	29	58
Minnesota	23	41	64

Points	In	Off	2nd	Fast	Break	Bench
IOWA	0	13	14	0	0	0
MIN	0	15	15	0	22	22

Last FG - IOWA 2nd-01:43, MIN 2nd-00:42.  
Largest lead - IOWA by 12 1st-11:11, MIN by 6 2nd-00:07.  
Score tied - 7 times.  
Lead changed - 7 times.

Official Basketball Box Score -- Game Totals -- Final Statistics  
Indiana vs Iowa  
02/05/09 7:05 p.m. at Carver-Hawkeye Arena - Iowa City, IA

Indiana 67 - 15-6, 8-4

##	Player	f/g	Total			3-Ptr			Rebounds			PF	TP	A	TO	Bk	Stl	Min
			FG-FGA	FG-FGA	FT-FTA	Off	Def	Tot	Off	Def	Tot							
11	Thomas, Whitney	f	4-8	2-5	5-6	4	3	7	3	15	2	1	0	2	38			
35	Roberson, Kim	f	4-18	1-6	7-9	6	1	7	4	16	2	0	0	4	33			
42	Jackson, Amber	f	4-12	0-0	0-0	2	7	9	1	8	0	4	0	1	35			
23	Braun, Jamie	g	6-19	4-9	5-6	5	3	8	3	21	2	6	0	2	39			
32	Davis, Jori	g	0-6	0-3	0-0	4	1	5	0	5	0	2	1	0	9			
04	Mells, Ashlee	g	0-4	0-2	0-0	0	3	3	2	0	0	0	0	1	8			
10	McGurt, Andrea	g	0-1	0-0	0-0	0	1	1	2	0	1	0	0	0	9			
20	Lindsay, Whitney	g	2-5	0-2	1-1	1	1	2	1	5	1	2	0	1	23			
31	Enterline, Lindsay	g	1-2	0-1	0-0	2	0	2	0	2	0	0	0	0	6			
<b>Team</b>						5	0	5										
<b>Totals</b>			21-75	7-28	18-22	29	20	49	21	67	8	15	1	11	200			

FG % 1st Half:	9-35	25.7%	2nd half:	12-40	30.0%	Game:	21-75	28.0%	Deadball Rebounds:	
3FG % 1st Half:	3-11	27.3%	2nd half:	4-17	23.5%	Game:	7-28	25.0%	Rebounds:	
FT % 1st Half:	1-1	100.0%	2nd half:	17-21	81.0%	Game:	18-22	81.8%	Rebounds:	2

Iowa 69 - 14-8, 7-4

##	Player	f/g	Total			3-Ptr			Rebounds			PF	TP	A	TO	Bk	Stl	Min
			FG-FGA	FG-FGA	FT-FTA	Off	Def	Tot	Off	Def	Tot							
32	Ausdemore, Wendy	f	4-8	1-2	11-12	1	6	7	3	20	2	5	1	1	31			
44	Skouby, Megan	c	4-10	0-0	0-0	2	3	5	2	8	3	1	2	0	35			
02	Wahlin, Kamille	g	3-9	1-3	3-4	0	7	7	0	10	5	2	0	0	36			
11	Smith, Kristi	g	5-10	2-6	5-8	0	1	1	3	17	2	5	0	1	36			
21	Alexander, Kachine	g	4-6	0-0	1-1	4	4	8	5	9	3	2	0	1	30			
20	Krei, Kelly	g	1-1	0-0	0-0	0	3	3	0	2	0	2	0	0	1			

**Official Basketball Box Score -- Game Totals -- Final Statistics**  
**Iowa vs Penn State**  
 02/15/09 3:05 p.m. at Bryce Jordan Center, University Park, PA

**Iowa 63 - 16-9, 9-5**

##	Player	Total			3-Ptr			Rebounds			PF	TP	A	TO	Bk	Stl	Min
		FG-FGA	FG-FGA	FT-FTA	FG-FGA	FG-FGA	FT-FTA	Off	Def	Tot							
02	Wahlin, Kamille	*	3-11	1-4	0-0	0	4	4	0	7	1	0	0	0	0	34	
11	Smith, Kristi	*	7-14	5-10	2-2	0	1	1	4	21	2	4	0	0	0	39	
21	Alexander, Kachine	*	1-5	0-1	7-10	1	8	9	3	9	4	2	0	2	28		
32	Ausdemore, Wendy	*	6-15	3-6	2-2	7	6	13	3	17	1	2	0	1	34		
44	Skouby, Megan	*	1-7	0-0	0-0	1	1	2	3	2	1	0	0	0	22		
20	Krei, Kelly		0-1	0-0	0-0	0	0	0	1	0	0	1	0	0	3		
22	Cermak, Kelsey		0-0	0-0	0-0	0	0	0	0	0	0	0	0	0	2		
31	Draxten, Hannah		2-3	1-2	0-0	2	2	4	0	5	3	1	0	0	19		
45	Hamlin, JoAnn		1-4	0-0	0-0	2	1	3	1	2	0	3	2	0	19		
<b>Team</b>						3	2	5						1			
<b>Totals</b>			21-60	10-23	11-14	16	25	41	15	63	12	14	2	3	200		

FG % 1st Half: 9-29 31.0% 2nd half: 12-31 38.7% Game: 21-60 35.0% Deadball Rebounds 1  
 3FG % 1st Half: 5-15 33.3% 2nd half: 5-8 62.5% Game: 10-23 43.5%  
 FT % 1st Half: 0-0 0.0% 2nd half: 11-14 78.6% Game: 11-14 78.6%

**Penn State 57 - 9-15, 4-10**

##	Player	Total			3-Ptr			Rebounds			PF	TP	A	TO	Bk	Stl	Min
		FG-FGA	FG-FGA	FT-FTA	FG-FGA	FG-FGA	FT-FTA	Off	Def	Tot							
01	Grant, Tyra	*	10-21	4-8	2-2	1	5	6	4	26	1	3	1	0	0	35	
03	O'Rourke, Brianne	*	3-12	1-6	0-0	0	4	4	2	7	4	1	0	0	0	34	
05	Williams, Mashea	*	1-6	0-0	2-4	3	1	4	1	4	5	3	1	1	27		
34	Lewis, Evelyn	*	0-0	0-0	0-1	2	1	3	3	0	0	3	1	0	25		
42	Wolff, Janessa	*	0-2	0-0	1-2	0	3	3	2	1	0	0	0	0	14		
11	Trogele, Julia		4-10	0-0	0-0	2	4	6	3	8	0	1	0	0	30		
12	Gray, Zhaque		1-4	1-3	0-0	0	2	2	2	3	0	0	0	0	10		
15	Womack, Renee		2-5	0-0	0-0	7	1	8	1	4	0	1	1	1	14		
33	Monroe, Meredith		2-5	0-0	0-0	0	1	1	1	4	0	0	0	0	11		
<b>Team</b>						3	3	6						1			
<b>Totals</b>			23-65	6-17	5-9	18	25	43	19	57	10	13	4	2	200		

FG % 1st Half: 16-37 43.2% 2nd half: 7-28 25.0% Game: 23-65 35.4% Deadball Rebounds 3  
 3FG % 1st Half: 5-11 45.5% 2nd half: 1-6 16.7% Game: 6-17 35.3%  
 FT % 1st Half: 4-5 80.0% 2nd half: 1-4 25.0% Game: 5-9 55.6%

Officials: Barbara Smith, Felicia Grinter, Bruce Morris  
 Technical fouls: Iowa-None, Penn State-None.  
 Attendance: 9536  
 Iowa was down 20 points in the 2nd half/largest comeback in Iowa history

Score by periods	1st	2nd	Total
Iowa	23	40	63
Penn State	41	16	57

Points	In	Off	2nd	Fast	Bench
IOWA	10	14	21	2	7
PSU	24	8	17	2	19

Last FG - IOWA 2nd-00:19, PSU 2nd-00:08.  
 Largest lead - IOWA by 7 2nd-00:08, PSU by 20 2nd-19:53.

Score tied - 3 times.  
 Lead changed - 5 times.

**Official Basketball Box Score -- Game Totals -- Final Statistics**  
**Iowa vs Michigan**  
 02/22/09 2:05 p.m. at Crisler Arena - Ann Arbor, MI

**Iowa 68 - 18-9, 11-5**

##	Player	Total			3-Ptr			Rebounds			PF	TP	A	TO	Bk	Stl	Min
		FG-FGA	FG-FGA	FT-FTA	FG-FGA	FG-FGA	FT-FTA	Off	Def	Tot							
32	Ausdemore, Wendy	f	7-12	3-6	2-2	1	7	8	2	19	0	2	0	1	36		
44	Skouby, Megan	c	4-13	0-1	0-0	4	4	8	1	8	0	2	0	0	29		
02	Wahlin, Kamille	g	3-8	1-3	0-1	0	4	4	2	7	2	2	0	0	32		
11	Smith, Kristi	g	5-16	2-5	1-1	1	6	7	2	13	2	3	0	1	38		
21	Alexander, Kachine	g	3-9	0-0	3-4	3	5	8	3	9	5	4	0	1	36		
31	Draxten, Hannah		1-4	1-2	0-0	2	2	4	1	3	1	2	0	0	14		
45	Hamlin, JoAnn		3-6	0-0	3-3	3	0	3	2	9	0	2	0	1	15		
<b>Team</b>						5	3	8									
<b>Totals</b>			26-68	7-17	9-11	19	31	50	13	68	10	17	0	4	200		

FG % 1st Half: 12-41 29.3% 2nd half: 14-27 51.9% Game: 26-68 38.2% Deadball Rebounds 0  
 3FG % 1st Half: 5-14 35.7% 2nd half: 2-3 66.7% Game: 7-17 41.2%  
 FT % 1st Half: 2-2 100.0% 2nd half: 7-9 77.8% Game: 9-11 81.8%

**Michigan 64 - 10-17, 3-13**

##	Player	Total			3-Ptr			Rebounds			PF	TP	A	TO	Bk	Stl	Min
		FG-FGA	FG-FGA	FT-FTA	FG-FGA	FG-FGA	FT-FTA	Off	Def	Tot							
13	Skrba, Stephany	f	0-0	0-0	0-0	0	0	0	0	0	0	0	0	0	0	0	
21	Benson, Carly	f	2-5	0-0	0-0	0	4	4	1	4	0	2	3	0	16		
51	Queen, Melinda	f	2-6	1-4	1-1	0	5	5	2	6	1	2	0	0	20		
03	Hicks, Veronica	g	0-0	0-0	0-0	0	0	0	0	0	0	0	0	0	0		
34	Minnfield, Jessica	g	2-5	0-0	0-0	0	2	2	1	4	0	3	0	1	10		
05	Smith, Janell		6-14	1-4	3-4	2	5	7	2	16	5	0	1	2	35		
23	McPherson, Kalyn		0-0	0-0	0-0	0	0	0	0	0	0	0	0	0	7		
25	Phillips, Krista		6-15	3-9	2-2	1	5	6	2	17	3	2	1	0	37		
xx			6-15	4-5	1-2	3	3	6	4	17	7	4	1	4	75		
<b>Team</b>						1	1	2									
<b>Totals</b>			24-60	9-22	7-9	7	25	32	12	64	16	13	6	7	200		

FG % 1st Half: 7-25 28.0% 2nd half: 17-35 48.6% Game: 24-60 40.0% Deadball Rebounds 0  
 3FG % 1st Half: 3-8 37.5% 2nd half: 6-14 42.9% Game: 9-22 40.9%  
 FT % 1st Half: 3-4 75.0% 2nd half: 4-5 80.0% Game: 7-9 77.8%

Officials: Barbara Smith, Teresa Duhme, Angie Enlund  
 Technical fouls: Iowa-None, Michigan-None.  
 Attendance: 1524

Score by periods	1st	2nd	Total
Iowa	31	37	68
Michigan	20	44	64

Last FG - IOWA 2nd-03:02, MICH 2nd-00:12.  
 Largest lead - IOWA by 16 2nd-12:54, MICH None.

Score tied - 0 times.  
 Lead changed - 0 times.

**Official Basketball Box Score -- Game Totals -- Final Statistics**  
**Wisconsin vs Iowa**  
 02/19/09 7:05 p.m. at Carver-Hawkeye Arena - Iowa City, IA

**Wisconsin 65 - 15-12, 5-11**

##	Player	Total			3-Ptr			Rebounds			PF	TP	A	TO	Bk	Stl	Min
		FG-FGA	FG-FGA	FT-FTA	FG-FGA	FG-FGA	FT-FTA	Off	Def	Tot							
04	Steinbauer, Tara	f	6-12	1-2	0-0	5	10	15	2	13	1	2	0	1	34		
33	Zastrow, Lin		4-5	1-1	2-2	1	2	3	4	11	1	2	1	0	30		
11	D'Alie, Rae Lin	g	4-8	2-3	0-0	0	0	0	3	10	6	0	0	4	29		
13	Gant, Teah	g	6-12	1-1	2-3	1	0	1	1	15	1	2	0	1	34		
30	Karel, Alyssa	g	6-18	1-4	1-2	0	1	1	3	14	5	0	0	1	35		
00	Davis, Jade		0-1	0-1	0-0	1	0	1	2	0	0	0	0	0	7		
01	Russell, Jamie		0-2	0-1	0-0	0	0	0	1	0	1	1	0	0	16		
23	Thomas, Ashley		0-0	0-0	0-0	0	0	0	0	0	0	0	0	0	2		
40	Covington, Anya		1-3	0-0	0-2	0	0	0	2	2	1	1	0	0	12		
50	Gibson, Caitlin		0-1	0-0	0-0	0	0	0	2	0	0	1	0	0	3		
<b>Team</b>						1	0	1									
<b>Totals</b>			27-62	6-13	5-9	9	13	22	20	65	16	9	1	7	200		

FG % 1st Half: 13-27 48.1% 2nd half: 14-35 40.0% Game: 27-62 43.5% Deadball Rebounds 2  
 3FG % 1st Half: 3-5 60.0% 2nd half: 3-8 37.5% Game: 6-13 46.2%  
 FT % 1st Half: 3-4 75.0% 2nd half: 2-5 40.0% Game: 5-9 55.6%

**Iowa 72 - 17-9, 10-5**

##	Player	Total			3-Ptr			Rebounds			PF	TP	A	TO	Bk	Stl	Min
		FG-FGA	FG-FGA	FT-FTA	FG-FGA	FG-FGA	FT-FTA	Off	Def	Tot							
21	Alexander, Kachine	f	5-7	0-0	5-6	2	10	12	3	15	5	5	0	1	35		
32	Ausdemore, Wendy	f	7-10	1-2	0-0	1	2	3	1	15	4	1	0	2	35		
44	Skouby, Megan	c	5-9	0-0	5-6	2	7	9	2	15	0	1	1	0	32		
02	Wahlin, Kamille	g	2-5	2-3	4-4	2	6	8	1	10	4	0	0	0	31		
11	Smith, Kristi	g	4-9	1-3	4-4	0	0	0	1	13	2	3	0	1	38		
20	Krei, Kelly		0-0	0-0	0-0	0	0	0	0	0	0	0	0	0	1		
31	Draxten, Hannah		0-1	0-1	0-0	0	2	2	1	0	2	0	0	0	16		
45	Hamlin, JoAnn		1-1	0-0	2-4	0	1	1	3	4	0	1	0	0	12		
<b>Team</b>						0	0	0						3			
<b>Totals</b>			24-42	4-9	20-24	7	28	35	12	72	17	18	1	4	200		

FG % 1st Half: 13-23 56.5% 2nd half: 11-19 57.9% Game: 24-42 57.1% Deadball Rebounds 2  
 3FG % 1st Half: 2-5 40.0% 2nd half: 2-4 50.0% Game: 4-9 44.4%  
 FT % 1st Half: 2-2 100.0%

Official Basketball Box Score -- Game Totals -- Final Statistics  
Iowa vs Northwestern  
03/01/09 2 p.m. at Welsh-Ryan Arena, Evanston, IL

Iowa 86 • 20-9, 13-5

#	Player	FG-FGA	3-Ptr	FT-FTA	Rebounds			PF	TP	A	TO	Bk	Stl	Min	
					Off	Def	Tot								
32	Ausdemore, Wendy	f	4-11	1-5	2-2	1	1	2	1	11	4	2	0	5	33
44	Skouby, Megan	c	7-9	0-0	5-5	2	1	3	2	19	0	0	0	0	27
11	Smith, Kristi	g	4-10	1-2	10-11	0	2	2	2	19	4	2	0	2	39
2	Wahlin, Kamille	g	6-9	3-6	1-2	2	2	4	2	16	6	2	0	1	37
21	Alexander, Kachine	g	5-10	0-0	3-5	3	5	8	4	13	1	0	0	1	33
31	Draxten, Hannah	g	0-1	0-1	0-0	0	1	1	2	0	0	0	0	0	12
45	Hamlin, JoAnn	g	4-10	0-0	0-0	3	2	5	2	8	1	2	0	0	19
<b>Team</b>						2	1	3							
<b>Totals</b>			30-60	5-14	21-25	13	15	28	15	86	16	8	0	9	200

FG % 1st Half: 14-31 45.2% 2nd half: 16-29 55.2% Game: 30-60 50.0% Deadball Rebounds 1  
3FG % 1st Half: 2-6 33.3% 2nd half: 3-6 50.0% Game: 5-14 35.7%  
FT % 1st Half: 6-7 85.7% 2nd half: 15-18 83.3% Game: 21-25 84.0%

Northwestern 79 • 7-22, 3-15

#	Player	FG-FGA	3-Ptr	FT-FTA	Rebounds			PF	TP	A	TO	Bk	Stl	Min	
					Off	Def	Tot								
32	Cartwright, Kristin	f	4-10	0-1	4-4	0	1	1	3	12	1	4	0	1	34
42	Jaeschke, Ellen	f	7-9	0-0	0-0	1	3	4	4	14	2	0	1	1	23
22	Jaeschke, Amy	c	7-12	0-0	2-3	1	5	6	1	16	4	1	1	1	37
13	Dickerson, Erin	g	3-3	1-1	0-0	0	0	0	0	7	2	0	0	0	19
21	Eckhart, Jenny	g	3-5	2-3	2-2	0	2	2	3	10	5	1	0	0	40-
2	Hung, Chiana	g	0-0	0-0	0-0	0	0	0	0	0	0	0	0	0	0+
20	Reed, Meshia	g	1-3	0-1	0-0	1	3	4	1	2	1	4	0	0	13
24	Mocchi, Maggie	g	0-1	0-1	0-0	0	0	0	2	0	1	2	1	0	8
25	Orban, Brittany	g	4-9	1-4	9-10	4	1	5	2	18	3	2	1	1	26
<b>Team</b>						2	5	7							
<b>Totals</b>			29-52	4-11	17-19	9	20	29	16	79	19	14	4	4	200

FG % 1st Half: 10-22 45.5% 2nd half: 19-30 63.3% Game: 29-52 55.8% Deadball Rebounds 1  
3FG % 1st Half: 2-6 33.3% 2nd half: 2-5 40.0% Game: 4-11 36.4%  
FT % 1st Half: 7-8 87.5% 2nd half: 10-11 90.9% Game: 17-19 89.5%

Officials: Dennis Mayer, John Whitson, Maj Forsberg  
Technical fouls: Iowa-None. Northwestern-None.  
Attendance: 1362

Score by periods	1st	2nd	Total
Iowa	36	50	86
Northwestern	29	50	79

Last FG - IOWA 2nd-01:02, NU 2nd-00:12.  
Largest lead - IOWA by 16 2nd-09:36, NU by 2 1st-18:27.

Score tied - 9 times.  
Lead changed - 8 times.

Official Basketball Box Score -- Game Totals -- Final Statistics  
Minnesota vs Iowa  
03/06/09 8:17 pm EST at Consecro Fieldhouse, Indianapolis, Ind.

Minnesota 64 • 19-11

#	Player	FG-FGA	3-Ptr	FT-FTA	Rebounds			PF	TP	A	TO	Bk	Stl	Min	
					Off	Def	Tot								
04	FOX, Emily	*	6-14	1-4	0-0	1	1	2	1	13	1	2	0	0	25
12	MCCOY, Brittany	*	4-10	1-3	6-9	0	3	3	3	15	6	2	2	0	35
21	ELLIS-MILAN, Ashley	*	6-12	0-0	3-6	3	2	5	4	15	0	0	0	1	36
35	OHM, Katie	*	3-8	1-4	0-0	1	1	2	0	7	0	2	0	0	17
45	VOIGT, Jackie	*	2-2	0-0	0-0	2	2	4	3	4	0	1	0	0	18
10	SYLVA, Kay	*	1-3	0-1	0-0	2	2	4	2	2	0	1	0	2	18
20	HARPER, Zoe	*	1-3	0-0	1-1	2	3	5	3	3	0	1	1	2	25
22	DOCKERY, Kristen	*	0-0	0-0	0-0	0	0	0	0	0	0	0	0	0	24
30	BUFORD, Kiara	*	2-6	1-4	0-1	1	2	3	2	5	1	2	1	0	21
41	MASTEY, Brianna	*	0-0	0-0	0-0	0	0	0	0	0	0	1	0	0	1
43	MASTEY, Nicole	*	0-0	0-0	0-0	0	0	0	0	0	0	0	0	0	0+
<b>Team</b>						2	1	3							
<b>Totals</b>			25-58	4-16	10-17	14	17	31	18	64	8	12	4	5	200

FG % 1st Half: 12-26 46.2% 2nd half: 13-32 40.6% Game: 25-58 43.1% Deadball Rebounds 2  
3FG % 1st Half: 3-9 33.3% 2nd half: 1-7 14.3% Game: 4-16 25.0%  
FT % 1st Half: 7-11 63.6% 2nd half: 3-6 50.0% Game: 10-17 58.8%

Iowa 79 • 21-9

#	Player	FG-FGA	3-Ptr	FT-FTA	Rebounds			PF	TP	A	TO	Bk	Stl	Min	
					Off	Def	Tot								
02	Wahlin, Kamille	*	3-4	0-1	2-2	0	1	1	1	8	4	2	0	1	28
11	Smith, Kristi	*	5-13	2-7	3-3	0	0	0	3	15	5	1	0	0	35
21	Alexander, Kachine	*	7-11	0-0	1-2	6	7	13	2	15	4	3	0	2	34
32	Ausdemore, Wendy	*	10-16	4-5	1-1	2	5	7	1	25	0	2	0	1	36
44	Skouby, Megan	*	3-7	0-0	4-8	2	3	5	2	10	1	1	1	0	24
13	Jones, Shante	*	0-1	0-0	2-2	0	0	0	0	2	0	0	0	0	2
20	Krei, Kelly	*	0-0	0-0	0-0	0	0	0	0	0	0	0	0	0	4
22	Cermak, Kelsey	*	0-0	0-0	0-0	0	0	0	0	0	0	0	0	0	1
31	Draxten, Hannah	*	0-3	0-3	0-0	0	5	2	2	0	1	1	0	0	21
45	Hamlin, JoAnn	*	2-5	0-0	0-0	3	2	5	2	4	0	0	3	1	14
50	Nyenhuis, Lindsey	*	0-0	0-0	0-0	0	0	0	0	0	0	0	0	1	1
<b>Team</b>						3	1	4							
<b>Totals</b>			30-60	6-16	13-18	16	24	40	13	79	15	11	4	7	200

FG % 1st Half: 16-31 51.6% 2nd half: 14-29 48.3% Game: 30-60 50.0% Deadball Rebounds 2  
3FG % 1st Half: 5-9 55.6% 2nd half: 1-7 14.3% Game: 6-16 37.5%  
FT % 1st Half: 7-12 58.3% 2nd half: 6-6 100.0% Game: 13-18 72.2%

Officials: June Courteau, Mark Zentz & Carol Comanita  
Technical fouls: Minnesota-None. Iowa-None.  
Attendance: 6550

Score by periods	1st	2nd	Total
Minnesota	34	30	64
Iowa	44	35	79

Last FG - MINN 2nd-01:08, IOWA 2nd-01:35.  
Largest lead - MINN by 2 1st-19:44, IOWA by 15 1st-00:32.

Score tied - 5 times.  
Lead changed - 5 times.

Official Basketball Box Score -- Game Totals -- Final Statistics  
Iowa vs #12 Ohio State  
03/07/09 8:23pm EST at Consecro Fieldhouse - Indianapolis, IN

Iowa 56 • 21-10

#	Player	FG-FGA	3-Ptr	FT-FTA	Rebounds			PF	TP	A	TO	Bk	Stl	Min	
					Off	Def	Tot								
02	Wahlin, Kamille	*	5-7	1-1	0-0	2	5	7	2	11	6	4	0	0	36
11	Smith, Kristi	*	4-13	2-4	1-1	0	1	1	2	11	1	5	0	0	37
21	Alexander, Kachine	*	4-12	0-1	0-2	4	2	6	1	8	1	1	0	1	27
32	Ausdemore, Wendy	*	4-9	1-4	0-0	1	5	6	3	9	0	0	0	0	36
44	Skouby, Megan	*	3-8	0-1	3-4	2	4	6	1	9	0	1	2	1	29
31	Draxten, Hannah	*	2-6	2-4	2-2	0	2	2	1	8	2	3	0	0	19
45	Hamlin, JoAnn	*	0-4	0-0	0-0	1	1	2	4	0	0	0	0	0	16
<b>Team</b>						2	2	4							
<b>Totals</b>			22-59	6-15	6-9	12	22	34	14	56	10	14	2	2	200

FG % 1st Half: 8-28 28.6% 2nd half: 14-31 45.2% Game: 22-59 37.3% Deadball Rebounds 2  
3FG % 1st Half: 0-6 0.0% 2nd half: 6-9 66.7% Game: 6-15 40.0%  
FT % 1st Half: 1-3 33.3% 2nd half: 5-6 83.3% Game: 6-9 66.7%

#12 Ohio State 72 • 26-5

#	Player	FG-FGA	3-Ptr	FT-FTA	Rebounds			PF	TP	A	TO	Bk	Stl	Min	
					Off	Def	Tot								
20	Little, Shavelle	*	1-4	0-0	0-0	1	1	2	2	2	5	1	0	6	26
21	Prahalis, Samantha	*	4-10	1-3	0-2	0	1	1	1	9	5	4	0	1	36
40	Johnson, Brittany	*	4-7	2-5	0-1	0	2	2	1	10	1	2	0	0	24
42	Lavender, Jantel	*	8-13	0-0	5-8	4	13	17	4	21	0	1	0	0	36
55	Allen, Star	*	6-12	0-0	1-4	7	8	15	2	13	2	1	0	0	30
00	Trebilcock, Ashlee	*	4-9	3-7	0-0	0	1	1	1	11	0	0	1	0	19
12	Jackson, Alison	*	0-0	0-0	0-0	0	0	0	0	0	0	0	0	0	6
14	Moeller, Maria	*	0-2	0-1	0-0	0	0	0	1	0	0	0	0	0	9
43	Schulze, Sarah	*	1-1	1-1	0-0	0	0	0	0	3	0	0	0	0	2
51	Walker, Andrea	*	0-1	0-0	3-7	2	0	2	0	3	1	0	1	0	12
<b>Team</b>						1	0	1							
<b>Totals</b>			28-59	7-17	9-22	15	26	41	12	72	14	10	2	7	200

FG % 1st Half: 15-32 46.9% 2nd half: 13-27 48.1% Game: 28-59 47.5% Deadball Rebounds 7  
3FG % 1st Half: 3-7 42.9% 2nd half: 4-10 40.0% Game: 7-17 41.2%  
FT % 1st Half: 1-4 25.0% 2nd half: 8-18 44.4% Game: 9-22 40.9%