

IOWA

BASKETBALL

University of Iowa

January 2, 2008

Indiana at Iowa

Carver-Hawkeye Arena

Iowa Hawkeyes (7-6, 0-0)

							Pts.	Reb.	FG%	FT%
44	Cyrus Tate	F	6-8	240	Jr.	Chicago, IL (Northeast, NE CC)	4.3	2.4	.586	.680
52	Kurt Looby	F	6-10	210	Sr.	St. John's, Antigua (Tyler, TX CC)	5.1	7.1	.667	.429
24	Justin Johnson	G	6-6	190	Sr.	Tyler, TX (Tyler, TX CC)	14.7	4.8	.389	.667
30	Jeff Peterson	G	6-0	185	Fr.	Hyattsville, MD (DeMatha)	6.6	2.4	.321	.625
32	Jake Kelly	G	6-6	180	Fr.	Carmel, IN (Carmel)	7.5	2.6	.376	.769

Indiana Hoosiers (11-1, 0-0)

3	D.J. White	F	6-9	251	Sr.	Tuscaloosa, AL (Hillcrest)	16.4	9.7	.667	.700
30	Mike White	F	6-6	232	Sr.	Springhill, LA (Lee College)	5.7	4.3	.429	.762
1	Armon Bassett	G	6-1	176	So.	Terre Haute, IN (Hargrave Military Acad.)	11.4	2.0	.452	.810
13	Jamarcus Ellis	G	6-5	200	Jr.	Chicago, IL (Chipola JC)	7.8	8.1	.440	.688
23	Eric Gordon	G	6-4	215	Fr.	Indianapolis, IN (North Central)	23.4	3.3	.482	.865

THE SETTING

Iowa (7-6, 0-0) begins Big Ten Conference action Wednesday, Jan. 2 when it hosts No. 13/14 Indiana (11-1, 0-0). Game time is 8:05 p.m. in Carver-Hawkeye Arena (15,500).

Iowa concluded non-conference action with a 57-50 win over Southeastern Louisiana Dec. 29 in Iowa City.

Indiana improved to 11-1 with a 97-59 home win over Chicago State Dec. 29, its seventh straight win.

ON THE AIR

Radio: Iowa games are broadcast on the Hawkeye Radio Network. Gary Dolphin handles the play-by-play, along with color commentator Bob Hansen. The Hawkeye Radio Network coverage includes a 60-minute pre-game show.

Television: The Big Ten Network will carry the game to a national cable audience. The game can also be viewed on DIRECTV (channel 220) and the DISH Network (channel 439). Mark Neely and Shon Morris will call the action.

IOWA HISTORY

Iowa has played 2,421 games since beginning basketball in 1902. Overall Iowa's record is 1,445-976 (.597). That includes a 908-311 (.745) record in home games, a 537-665 (.447) record in games away from Iowa City, a 684-665 (.507) mark in Big Ten games and a 314-85 (.787) record in Carver-Hawkeye Arena.

IOWA IN CARVER-HAWKEYE ARENA

Wednesday night marks game No. 400 for Iowa in Carver-Hawkeye Arena since the facility opened in January, 1983. Iowa has compiled a 314-85 (.787) record in Carver-Hawkeye Arena. Iowa is 147-68 (.684) in Big Ten games and 167-17 (.908) in non-Big Ten games.

OPENING THE CONFERENCE SEASON

Iowa is 8-2 in Big Ten Conference opening games over the past 10 years, but 1-2 the last three years. The Hawkeyes began Big Ten play a year ago with a 62-60 home win over Michigan State.

Iowa Coach Todd Lickliter posted a 3-3 record in the first conference game of the season in his six years as Butler's head coach.

IN THE RANKINGS

Indiana is ranked 13th in the Associated Press rankings and 14th in the ESPN/USA Today coaches poll. The Hoosiers have been ranked as high as eighth. Indiana is the first ranked opponent the Hawkeyes have faced this season.

Schedule/Results

Record: 7-6 (0-0)

Nov. 9	Idaho State	W	58-43
Nov. 14	Northern Colorado	W	59-47
* Nov. 18	Florida Gulf Coast	W	62-49
* Nov. 20	MD Eastern Shore	W	65-48
* Nov. 23	Bradley (n)	L	56-67
* Nov. 24	Utah State (n)	L	62-75
Nov. 26	Wake Forest	L	47-56
+ Nov. 30	LA-Monroe (OT)	L	67-72
+ Dec. 1	Eastern Illinois	W	57-45
Dec. 5	at Northern Iowa	W	62-55
Dec. 8	at Iowa State	L	47-56
Dec. 14	Drake	L	51-56
Dec. 29	SE Louisiana	W	57-50

Jan. 2 Indiana, 8:05 pm

Jan. 5	at Wisconsin, 11:05 am
Jan. 9	at Ohio State, 6:05 pm
Jan. 12	Michigan State, 7:35 pm
Jan. 16	Purdue, 6:05 pm
Jan. 19	at Michigan, 6:05 pm
Jan. 23	at Indiana, 8:05 pm
Jan. 26	Penn State, 5:05 pm
Jan. 30	at Purdue, 6:05 pm
Feb. 2	Ohio State, 5:05 pm
Feb. 6	Wisconsin, 8:05 pm
Feb. 9	at Minnesota, 1:05 pm
Feb. 14	Michigan, 8:05 pm
Feb. 19	Northwestern, 8:05 pm
Feb. 23-24	at Michigan State, TBA
Feb. 27	at Penn State, 6:05 pm
Mar. 1-2	Illinois, TBA
Mar. 4-6	at Northwestern, TBA
Mar. 13-16	Big Ten Tournament

* - - South Padre Island Invitational
+ - - Hawkeye Challenge, Iowa City

All times listed are Central Time

Coach Todd Lickliter

Todd Lickliter is in his first season as the head basketball coach at the University of Iowa. Lickliter spent the last six seasons as the head coach at Butler University.

Lickliter holds a career mark of 138-67 (.673) after posting a 131-61 (.682) record as Butler's head coach and beginning his first season at Iowa with a 7-6 record. He led Butler to four post-season tournament berths, including trips to the NCAA Sweet 16 in 2003 and 2007.



Lickliter was named the 2006-07 Division I Coach of the Year by the National Association of Basketball Coaches (NABC) and was recognized as the High-Major Coach of the Year by collegehoops.net. He was also named 2007 Horizon League Coach of the Year for the second consecutive year after guiding the Bulldogs to a school and league-record 29 victories.

He led Butler to the regular season co-championship in the Horizon League in 2007. The Bulldogs advanced to the Sweet 16 in the NCAA Tournament before falling to eventual national champion Florida (65-57).

Butler during the 2006-07 season won three games over top 25 opponents (Tennessee, Gonzaga, Maryland) and recorded eight victories over teams that participated in the NCAA Tournament.

Butler averaged 22 wins per year under Lickliter, winning league titles in 2002, 2003 and 2007 while winning at least 20 games in four of six seasons.

Lickliter led the Bulldogs to an unbeaten home record (12-0) in 2002-03, and mentored Butler to a 70-12 (.854) home mark in his six seasons. His Bulldog teams were 6-5 against teams ranked in the "Top 25" and compiled four of the top 10 winning streaks in Butler history.

In his first season as Butler's head coach, Lickliter guided the Bulldogs to a then school-record 26 victories and a third consecutive Horizon League regular season title.

Lickliter guided the 2003 Bulldogs to an even more impressive season in his second year as head coach. He led Butler to a 27-6 record, breaking the single-season mark for victories for a second consecutive year.

Lickliter served as an assistant coach at Butler and Eastern Michigan and was a high school head coach in Indianapolis and Danville, IL.

In his final two seasons as a Butler assistant coach, the Bulldogs compiled a 47-16 record, including "Top 25" wins over 10th-ranked Wisconsin and 23rd-ranked Wake Forest. The win over the Demon Deacons in the 2001 NCAA Tournament was Butler's first NCAA Tournament victory in 39 years.

Lickliter played his final two collegiate seasons at Butler, where he earned a B.S degree in secondary education in 1979.

Lickliter posted a 2-2 record vs. Indiana as Butler's head coach. Three of the four meetings were played at Conseco Fieldhouse in Indianapolis, with one game in Bloomington. Lickliter is 1-1 vs. Hoosier Coach Kelvin Sampson.

Iowa Quick Facts

Location:	Iowa City, IA
Founded:	1847
Enrollment:	30,409
President:	Sally Mason
Athletic Director:	Gary Barta
Conference:	Big Ten
Home Arena:	Carver-Hawkeye (15,500)
All-Time Record:	1,445-976 (.597)
All-Time Big Ten Record:	684-665 (.507)
NCAA Appearances:	22
NCAA Tournament Record:	27-24

Head Coach:	Todd Lickliter (Butler)
Record At Iowa:	7-6 (1st season)
Career Record:	138-67 .673 (7th season)
Big Ten Record:	0-0
Assistant Coaches:	Joel Cornette (Butler) LaVall Jordan (Butler) Chad Walthall (Concordia, MN)
Dir. of Operations:	Jerry Strom (Concordia, NE)
Basketball Intern:	Justin Wieck (Iowa)
Trainer:	John Streif
Sports Information:	Phil Haddy/Steve Roe
Sports Info. Telephone:	319-335-9411
Sports Info. FAX:	319-335-9417
Internet Address:	www.hawkeyesports.com

COLE TO MISS REMAINDER OF SEASON

Iowa freshman Jarryd Cole suffered a torn anterior cruciate ligament in his left knee during Iowa's 57-50 win over Southeastern Louisiana Dec. 29 and will miss the remainder of the season.

Cole is a 6-7, 250-pound forward who played in Iowa's first 13 games, with six starts. The native of Kansas City, MO (Winnetonka HS) is averaging 6.6 points and 4.8 rebounds, while shooting .667 from the field. He had season-bests of 15 points and nine rebounds against Iowa State.

"I feel badly for Jarryd," said Iowa Coach Todd Lickliter. "Injuries such as this are something you don't anticipate or prepare for. I know he will attack his rehabilitation as aggressively as he has basketball and academics through the first semester of his college career."

Cole is expected to undergo surgery within the next week. Cole was in the starting line-up in Iowa's final non-conference win, contributing four points and four rebounds. His dunk with 11:55 remaining gave Iowa a 32-31 advantage. The injury occurred just after his basket.

"His presence has had an effect on our team," added Lickliter. "While we are going to miss not having him on the court, our concern is for him personally. He's in great hands with our medical staff. With time, we look forward to Jarryd's complete recovery."

The injury to Cole is the second major injury suffered by a member of the Hawkeye program this season. Junior guard Tony Freeman has played in just three of 13 games after suffering a foot injury in Iowa's pre-season exhibition game.

Iowa Basketball Roster

No.	Name	Pos.	Ht.	Wt.	Yr.	Hometown High School/CC	The Latest Scoop
2	David Palmer	C	6-9	240	So.	Antioch, TN (Oak Hill Academy)	3 points & one rebound vs. Eastern IL
4	** J.R. Angle	G	6-7	208	Jr.	Franklin, IN (Indian Creek)	10 points & 3 steals vs. SE Louisiana
11	** Tony Freeman	G	6-1	190	Jr.	Maywood, IL (St. Joseph's)	15 points & 7 rebounds vs. SE Louisiana
15	Dan Bohall	G	6-4	193	So.	Sioux City, IA (East)	5 points vs. LA-Monroe
24	* Justin Johnson	G	6-6	190	Sr.	Tyler, TX (Tyler, TX CC)	10 points & 4 rebounds vs. SE Louisiana
30	Jeff Peterson	G	6-0	185	Fr.	Hyattsville, MD (DeMatha HS)	7 points, 5 rebounds & 5 assists vs. Drake
32	Jake Kelly	G	6-6	180	Fr.	Carmel, IN (Carmel)	13 points & 5 assists at Iowa State
44	* Cyrus Tate	F	6-8	240	Jr.	Chicago, IL (Northeast, NE CC)	10 points & 6 rebounds vs. SE Louisiana
50	Jarryd Cole	F	6-7	250	Fr.	Kansas City, MO (Winnetonka)	12 points (6-6 FGs) & 5 rebounds vs. Drake
52	* Kurt Looby	F/C	6-10	210	Sr.	St. John's, Antigua (Tyler, TX CC)	7 rebounds, 3 assists & 2 steals vs. Drake
53	** Seth Gorney	C	7-0	245	Sr.	Vandalia, OH (Butler)	2 points & 5 rebounds at Northern Iowa

TIME CHANGES DURING WINTER BREAK

Due to changes in practice times for the men's basketball team during the winter break, times for press conferences and tele-conferences with Coach Todd Lickliter between Dec. 17 and Jan. 21 will also change.

Press conferences scheduled for Jan. 7th and 14th will begin at 1 p.m., with practice slated to begin at 2 p.m. on those days.

Tele-conferences will begin at 11 a.m. on the following dates: Jan. 4th, 11th and 18th.

NEVER SAY NEVER...

It may have happened before 1920, but historical records of Iowa basketball do not show a game prior to Iowa's 56-51 loss to Drake (Dec. 14) in which the Hawkeyes failed to record a free throw attempt.

Drake was guilty of 10 fouls in the game, four in the first half. The Bulldogs were called for six fouls in the second half, the last at the 7:52 mark with Iowa holding a 39-38 advantage.

Prior to the 1920-21 season, Iowa's records do not show free throw attempts by game. From the beginning of the 1921-22 season, until the Dec. 14 contest vs. Drake, Iowa had made at least one free throw attempt in 2,147 consecutive games.

Prior to the contest vs. Drake, Iowa's lowest output from the free throw line, in recent history, occurred during a 61-53 loss to Michigan (March 1, 1979 in Iowa City) when the Hawkeyes made one of two free throw attempts.

NATIONAL COACH OF THE YEAR

Iowa Coach Todd Lickliter was named the 2007 Division I national Coach of the Year by the National Basketball Coaches (NABC) after leading Butler to 29 wins and a spot in the NCAA Sweet Sixteen.

With Iowa football Coach Kirk Ferentz earning national Coach of the Year in 2002, Iowa is one of three Division I institutions to have a former football and men's basketball national Coach of the Year currently coaching their respective team. The others are Florida (Urban Meyer and Billy Donovan) and Tennessee (Phillip Fulmer and Bruce Pearl).

Indiana Coach Kelvin Sampson earned National Coach of the Year honors in 1995 and 2002 while at Oklahoma.

INDIANA COACH KELVIN SAMPSON

Kelvin Sampson is in his second season as the head coach at Indiana and his 25th year overall as a college head coach. He has posted a 32-12 mark with the Hoosiers and his career record is 487-269. Sampson held a record of 279-109 in 12 seasons at Oklahoma. He led the Sooners to 11 NCAA Tournaments and nine straight 20-win seasons. Oklahoma won three straight Big 12 titles from 2001-03, reaching the NCAA Final Four in 2002 and the Elite Eight the following season. He earned national Coach of the Year honors in 1995 and 2002.

Sampson posted a 103-103 record in seven years at Washington State (1987-94) and a record of 73-45 in four years at Montana Tech (1981-85). He was an assistant at Washington State for two seasons (1985-87). Sampson attended Pembroke State University, where he was a four-year basketball letterman.

Sampson is 1-1 vs. Iowa and Hawkeye Coach Todd Lickliter.

THE COACHES HAVE MET

Iowa Coach Todd Lickliter and Indiana Coach Kelvin Sampson have met on two occasions. In the 2003 NCAA Tournament, Sampson's Oklahoma team defeated Lickliter's Butler squad, 65-54, in the Sweet 16. The Sooners lost in the Elite Eight to Syracuse, the eventual national champion.

Last season, Lickliter's Bulldogs defeated Sampson's Indiana squad 60-55 in the quarter-finals of the pre-season NIT. The Bulldogs went on to defeat Tennessee and Gonzaga in New York to win that tournament.

LICKLITER VS. RANKED TEAMS

Todd Lickliter holds a 6-5 record when coaching against nationally ranked opponents. His teams are 0-3 vs. top five opponents, including losses to third ranked Oklahoma in 2003, third ranked Florida in 2007 and fifth ranked Duke in 2003.

TOUGH START FOR IOWA

Iowa's first four conference games include home games with Indiana and Michigan State and road games at Wisconsin and Ohio State. The Spartans were picked to win the Big Ten in media voting in October, with Indiana and Ohio State picked for second and third, respectively. Ohio State has won the regular season Big Ten title in each of the past two seasons, compiling a 27-5 conference record. Other top records in the past two years include Wisconsin (22-10), Iowa (20-12), Illinois (20-12) and Indiana (19-13).

THE SERIES

Indiana holds a 91-68 advantage in the series that began with an 18-12 Hoosier win in 1909. Iowa has won five of the last six meetings after the teams split a pair of games a year ago. Indiana won the first meeting in Bloomington, 71-64, snapping Iowa's four-game win streak in the series. Iowa later scored an 81-75 win at Iowa City. Iowa defeated the Hoosiers twice in 2006 and won single meetings in both 2005 and 2004. The Hoosiers won both meetings in 2003.

Iowa leads 40-38 in games played in Iowa City, holding a 15-8 advantage in Carver-Hawkeye Arena. Indiana won two straight in Iowa City before the Hawkeyes claimed each of the last three meetings. The two teams have met twice at neutral sites in the Big Ten Tournament, with Iowa winning once in Chicago and once in Indianapolis.

FATHER KNOWS BEST

As a high school player in Indianapolis, Iowa Coach Todd Lickliter played for his father, Arlan at North Central HS. Another player who attended North Central and played under Coach Arlan Lickliter was Eric Gordon, the father of current Indiana freshman Eric Gordon.

STAY UNTIL THE END

Four of Iowa's last nine meetings with Indiana have come down to a final shot, with two of the four going into overtime. Iowa defeated Indiana in the 2002 Big Ten Tournament semifinals on a last second basket by Luke Recker, and Iowa won in 2004 on a basket by Jeff Horner with one second left in the second overtime.

In 2003, a final three-point basket by Indiana's Bracey Wright was the difference in Indiana's overtime win at Bloomington, after Iowa had failed to win on a shot in the last seconds of regulation. In 2006, Iowa held off a late Indiana rally in Bloomington and survived when Indiana's three-point shot at the buzzer was off the mark.

Three additional games in the last nine meetings have been decided by seven points or less.

THEY SPLIT LAST SEASON

Iowa and Indiana split last season, with the Hoosiers winning 71-64 in Bloomington on Jan. 16 and Iowa taking an 81-75 victory in Iowa City on Feb. 3.

Indiana used a strong defensive effort in the first half and a solid shooting performance in the second half in winning in Bloomington, snapping Iowa's four-game win streak in the series.

History & Record Book Online

Iowa's History and Record Book, the supplement to the 2007-08 basketball media guide, is available online at hawkeyesports.com, the official website of the University of Iowa athletic department. After opening the Iowa website, click on Men's Basketball at the top of the page under "The Hawkeyes". Once at the basketball site, click on the History and Record Book on the right side of the page under the Stats and More heading. Copies of the History and Record Book are also available through the UI Sports Information office.

The Hoosiers held the Hawkeyes scoreless for seven minutes and built a 29-17 advantage at the midway point. The Hawkeyes improved their shooting to 54.5% from the field in the second half and shot 45.5% for the game. Iowa also had just four second half turnovers and won the overall rebounding battle (33-32).

Indiana shot 51.9% in the second half and built a 21-point advantage with just under nine minutes remaining before Iowa rallied.

Adam Haluska led Iowa with 21 points. Tyler Smith added 17 points, six rebounds and six assists and Seth Gorney added a career-best 12 points (5-7 FGs).

D.J. White led the Hoosiers with 23 points and 12 rebounds, hitting 10-13 field goal attempts. Roderick Wilmont added 15 points and Armon Bassett scored 10.

Iowa overcame a fast start by Indiana in taking an 81-75 win in Iowa City. Indiana hit six of its first eight three-point attempts in building an eight point advantage midway through the first half. Iowa rallied to pull even at 28-28 with 4:19 left in the half and the teams were tied at 37 at intermission.

Iowa took the lead on a three-point basket by Adam Haluska and held a slim advantage throughout most of the half, building the margin to seven, 61-54, with just under six minutes to play. Iowa made its final 12 free throw attempts in the last 1:23 as Indiana was never able to gain possession with a chance to tie. Tyler Smith hit two free shots with 18 seconds left to give Iowa a 79-75 advantage.

The Hawkeyes made 32-37 free throws, including 20-22 (90%) in the second half. Iowa also held a 42-25 rebounding advantage. Indiana shot 48.1% from the field, but connected on just two of its last 12 three-point shots.

Haluska led Iowa's scoring with 33 points, a career-high in Big Ten play. Smith added 18 points, nine rebounds and seven assists. Indiana was led by Wilmont with 24 points, while Earl Calloway scored 16 and A.J. Ratliff added 15 points and five rebounds.

IOWA, HOOSIER NOTES

- Iowa and Indiana both have started two true freshmen in the backcourt this season. Iowa's Jeff Peterson has started 10 games and Jake Kelly has five starts. Indiana's Eric Gordon has started 11 games and Jordan Crawford has three starts.
- Three members of the Iowa coaching staff were at Butler University in Indianapolis a year ago, including Head Coach Todd Lickliter and assistants Joel Cornette and LaVall Jordan. All three played basketball at Butler and are Butler graduates. Lickliter is a native of Indianapolis.

- Iowa's roster includes two players from Indiana, including junior J.R. Angle (Franklin) and freshman Jake Kelly (Carmel).
- Iowa's Jake Kelly, a true freshman, and Indiana's Brett Finkelmeier, a redshirt freshman, both played high school basketball at Carmel, IN HS. The pair helped Carmel HS post a 17-7 record in 2005-06.
- Indiana Coach Kelvin Sampson was an assistant coach at Michigan State in 1979-80 when the Spartans split a pair of games with Iowa, each winning at home.
- Indiana assistant Jeff Meyer was an assistant coach at Butler University under Todd Lickliter from 2001-04.
- Indiana assistant Ray McCallum was previously an assistant coach at Wisconsin and Michigan and IU assistant Jeff Meyer previously served as an assistant at Purdue.
- Iowa has played two teams this season with former Indiana players serving as assistant coaches, including Eastern Illinois (Michael Lewis) and Louisiana-Monroe (Tom Coverdale).
- Iowa guard Tony Freeman's father (Tony) played one season at Indiana, helping the Hoosiers win the 1987 national championship as a true freshman.

FREEMAN RETURNS TO ACTION

Junior guard Tony Freeman saw his first action of the season in Iowa's 62-55 win at Northern Iowa. Freeman played 24 minutes against Northern Iowa, collecting 15 points, three assists and one rebound. He hit 5-7 field goal attempts, including all three three-point shots. He also made both of his free throw attempts.

He did not play Dec. 8 in the loss at Iowa State, but returned to play 22 minutes in the loss to Drake, contributing nine points. He added 15 points, seven rebounds, four assists and three steals in 34 minutes in Iowa's most recent win over Southeastern Louisiana. He missed Iowa's first nine games after suffering a fracture to the fifth metatarsal in his left foot during Iowa's exhibition win over Simpson College Nov. 1.

IOWA STOPS SOUTHEASTERN LOUISIANA

Iowa rallied for a 57-50 win over Southeastern Louisiana Dec. 29 in Iowa City to conclude non-conference action. The Hawkeyes trailed by 14 points in the first half and by seven at halftime before winning for the first time this season after trailing at intermission.

The Hawkeyes started the game by hitting their first two field goal attempts to take a 5-0 advantage in the first minute. Iowa was then held scoreless for nearly 13 minutes as the visitors ran off 17 straight points. The Hawkeyes used two three-point baskets by J.R. Angle and one by Tony Freeman to cut the margin to 25-18 at the break.

Southeastern LA led by nine in the second half before Iowa rallied. A lay-up by Jarryd Cole tied the game at 29 with 13:20 to play and a dunk by Cole at the 11:55 mark gave Iowa the lead for the first time since the opening minute. Cole, however, was injured just after his basket, suffering a torn ACL in his left knee.

Southeastern LA rallied and led by as many as three points with 3:58 remaining. A lay-up by Cyrus Tate cut the deficit to a single point and a three-pointer by Freeman with 3:01 left gave Iowa the lead for good. Another Tate basket gave Iowa a 48-44 advantage. Iowa sealed the game by hitting its final nine free throw attempts.

Big Ten Standings/Schedule

	Big Ten			All Games		
	W	L	PCT	W	L	PCT
Michigan State	0	0	.000	12	1	.923
Indiana	0	0	.000	11	1	.917
Minnesota	0	0	.000	10	2	.833
Wisconsin	0	0	.000	10	2	.833
Ohio State	0	0	.000	9	3	.750
Purdue	0	0	.000	9	4	.692
Penn State	0	0	.000	7	4	.636
Illinois	0	0	.000	8	5	.615
Northwestern	0	0	.000	5	4	.556
Iowa	0	0	.000	7	6	.538
Michigan	0	0	.000	4	8	.333

Monday, December 31

Lehigh at Penn State

Wednesday, January 2

Indiana at Iowa, 8:05 p.m., BTN

Wisconsin at Michigan

Penn State at Northwestern

Thursday, January 3

Ohio State at Illinois

Saturday, January 5

Iowa at Wisconsin, 11:05 a.m., BTN

Michigan at Purdue

Minnesota at Michigan State

Sunday, January 6

Northwestern at Ohio State

Penn State at Illinois

Iowa shot just 37.2% from the field and lost the rebounding battle by a 37-28 margin. The Hawkeyes collected 13 assists on their 16 made field goals and had a season-high 12 steals.

Freeman led Iowa with 15 points, seven rebounds, four assists and three steals. Angle added career bests in points (10) and steals (three), Tate added 10 points and six rebounds and Justin Johnson contributed 10 points, four rebounds and four assists.

INDIANA SHOOTS PAST CHICAGO STATE

Indiana improved its non-conference record to 11-1 with a 97-69 win over Chicago State in Bloomington. The Hoosiers have won seven straight games since an 80-65 loss to Xavier.

The Hoosiers started fast against Chicago State, racing to a 48-19 halftime advantage. Indiana held the visitors to 21.2% shooting in the first half. After shooting just 34.2% from the field in the opening half, the Hoosiers shot 61.8% (21-34) in the second half in coasting to the win. The Hoosiers shot 47.3% for the game, 44.4% from three-point range and 91.3% (21-23) from the foul line. Indiana also won the rebounding battle by a 56-26 margin.

Freshman guard Eric Gordon led Indiana with 22 points, including 14-14 free throws. D.J. White added 21 points and 15 rebounds, along with collecting four of Indiana's 11 blocked shots. Jordan Crawford added 15 points and Armon Bassett scored 13.

COMPARING THE STATS

	Iowa (7-6)	Indiana (11-1)
Scoring	57.7	83.3
Scoring Defense	55.3	62.2
FG%	.430	.497
FG% Defense	.382	.397
FT%	.637	.755
3-PT FG%	.365	.378
3-PT FG% Defense	.320	.321
Rebound Margin	+4.2	+10.7
Assists	12.5	14.8
TO Margin	-4.2	+2.0
Steals Margin	-2.8	+1.4

HAWKEYES FEATURE YOUNG LINE-UP

Iowa's starting line-up in four of its first 13 games included freshmen Jarryd Cole, Jeff Peterson and Jake Kelly. Cole is now out of action for the remainder of the season.

Iowa had not started three freshmen in a game since the 2000-01 season. That season, Brody Boyd, Jared Reiner and Glen Worley started in a game at Illinois. Boyd, Worley and Sean Sonderleiter started in a game at Michigan State and Boyd, Worley and Cortney Scott started in a game at Michigan.

IOWA GAME NOTES

- Iowa is allowing just 57.7 points per game, as six opponents have been held to 50 points or less and only three have scored over 60.
- Iowa opponents are shooting 38.2% from the field as eight opponents have shot less than 40%.
- Iowa opponents are shooting 32% from three-point range as six opponents have shot less than 30% from three-point range.
- Iowa holds a +4.2 rebounding advantage while collecting more rebounds than the opponent in eight of 13 games.
- In a 62-55 win at Northern Iowa, the Hawkeyes made their final eight free throw attempts of the game. After missing the first attempt and making 1-2 in the first half, Iowa made all seven attempts in the final 20 minutes for a season-best 88.9% accuracy. Iowa has been over 80% from the foul line in three games.
- Senior guard Justin Johnson leads Iowa in scoring at 14.7 points per game. He has scored 19 or more points in five games and has scored 21 or more points in three games, with a career-best 26 against Louisiana-Monroe.
- Senior forward Kurt Looby leads Iowa in rebounding (7.1), field goal percentage (.667) and blocked shots (1.7). He has 10 or more rebounds in three games, with a career-best 12 against Louisiana-Monroe.

Hy-Vee Cy-Hawk Series

Iowa State currently leads the fourth annual Hy-Vee Cy-Hawk Series, 16-5. The Cyclones have picked up victories in football, men's golf, volleyball, men's cross country, women's basketball, women's swimming and diving and men's basketball. Both Iowa and Iowa State earned a point after a scoreless draw in women's soccer and Iowa gained two points in wrestling and women's cross country.

Iowa captured the third Hy-Vee Cy-Hawk Series, 14-9 in 2006-07. The Hawkeyes hold a 2-1 advantage in the in-state competition against their rivals from Iowa State that began in 2005.

Last season, the Hawkeyes captured victories in women's soccer (1-0, OT), football (27-17), wrestling (24-6) men's basketball (77-59), women's swimming & diving (181.5-117.5) and softball (2-1).

Iowa captured the inaugural Cy-Hawk Series in 2005 registering a 13-8 margin of victory. Iowa State evened the competition with its own 13-8 triumph in 2006.

The 12-sport series awards two points (except football, which is worth three) to the winning school in each head-to-head match-up between the two institutions. Additionally, one point is awarded to an institution if the graduation rate of its student-athletes is greater than the national average as reported each fall by the NCAA. Iowa earned the academic points all three years, whereas Iowa State failed to earn the extra points in 2004 and 2005.

A new total of 27 points (13 events) is up for grabs in 2007-08.

A commemorative Hy-Vee Cy-Hawk Series Cup, which stands 31 inches tall and weighs 19 pounds, is displayed on the winning team's campus for an entire year after a victory. Replica cups are also presented as "traveling trophies" for individual victorious teams in the head-to-head competition.

This season's fourth annual Hy-Vee Cy-Hawk Series schedule is listed below:

Date	Event	Site/Result
9/4	Men's Golf (2 points)	ISU
9/8	Volleyball (2 points)	ISU
9/9	Women's Soccer (2 points)	Tie
9/15	Football (3 points)	ISU
11/10	Men's Cross Country (2 points)	ISU
11/10	Women's Cross Country (2 points)	Iowa
12/5	Women's Basketball (2 points)	ISU
12/7	Women's Swim. & Diving (2 points)	ISU
12/8	Men's Basketball (2 points)	ISU
12/9	Wrestling (2 points)	Iowa
2/22	Women's Gymnastics (2 points)	Ames
3/7	Women's Gymnastics (2 points)	Iowa City
4/1	Softball (2 points)	Ames

Academic Opportunities

Two points for an institution if the student-athlete graduation rate for all student-athletes is greater than the national average for all student-athletes, according to the annual graduation rate report issued each September/October by the NCAA.

JOHNSON AMONG SINGLE GAME LEADERS

Justin Johnson has made 43 three-point field goals, shooting 36.4% from behind the arc. Johnson has made seven treys in two games (Idaho State and Eastern Illinois), a figure that ranks third best for a single game at Iowa. Chris Kingsbury holds the Iowa record, hitting nine treys in two different games. Johnson joins Kingsbury (three times), Jeff Horner and Jeff Moe with seven three-pointers in a game.

Johnson set a Hawkeye Challenge record with 13 three-point baskets in two games. He had a career-high 26 points vs. Louisiana-Monroe and added 25 points vs. Eastern Illinois in earning a spot on the all-tournament team. Johnson was also named to the all-tournament squad at the South Padre Island Invitational. He recorded his first career double-double against Louisiana-Monroe with 26 points and 10 rebounds.

Johnson leads Iowa with a 14.7 scoring average while collecting 4.8 rebounds per game. Johnson ranks second in the Big Ten in three-point field goals per game (3.3) and minutes played (35.7).

LOOBY IN THE PAINT

Senior Kurt Looby has played well in the paint through Iowa's first 13 games. Looby is averaging a team-best 7.1 rebounds and is scoring 5.1 points a game while shooting 66.7% (30-45) from the field. Looby, who had a career-best 12 rebounds against Louisiana-Monroe, also leads Iowa with 22 blocked shots. Looby has 75 career blocks, just six shy of ranking in Iowa's career top 10. He had 12 points and eight rebounds in a loss to Bradley and 10 points and eight rebounds vs. Utah State. He has 10 or more rebounds in three games. Looby ranks fourth in the Big Ten in blocked shots and is tied for eighth in rebounds.

COLE HAS BEST NIGHT

Freshman forward Jarryd Cole had the best game of his young college career in Iowa's loss at Iowa State. Cole connected on 7-10 field goal attempts, scoring 15 points and grabbing nine rebounds, both season-bests. He made all six of his field goal attempts while scoring 12 points and collecting five rebounds against Drake.

In an earlier loss to Wake Forest he came off the bench to score 14 points (7-10 FGs) and grab seven rebounds in 33 minutes. Cole, who started for the first time against Louisiana-Monroe, added 10 points and four rebounds in a win over Eastern Illinois. He is averaging 6.6 points and 4.8 rebounds per game while shooting 66.7% from the field. He will miss the remainder of the season after suffering a torn left ACL in a win over Southeastern Louisiana.

KELLY SHARING THE BALL

Freshman guard Jake Kelly moved into the starting line-up in Iowa's last six games and led the team in assists three times. He scored a career-high 19 points in a win at Northern Iowa, hitting 6-13 field goal attempts and 3-5 treys while collecting two steals. Kelly had six assists against Louisiana-Monroe and four assists in the win over Eastern Illinois. At Iowa State he contributed 13 points, five rebounds and five assists. Kelly is averaging 7.5 points, 2.6 rebounds and 2.5 assists per game and ranks second in the Big Ten in three-point field goal percentage (48.1%).

Hawkeyes Add Four Recruits

University of Iowa men's basketball Coach Todd Lickliter announced the signing of four student-athletes to national letters of intent to join the Hawkeye basketball program next fall.

The additions to the program are Iowa City native Matt Gatens, Anthony Tucker from Minnetonka, MN, Andrew Brommer from Rosemount, MN and Jermain Davis from Plymouth, MN.

Gatens (6-5, 210) attends Iowa City HS. He committed to the Iowa program as a 15-year-old ninth grader. A member of the varsity since his ninth grade season, Gatens averaged 18 points, 5.5 rebounds and four assists as a freshman.

He ranks as the all-time scoring leader at Iowa City HS with 1,353 career points heading into his senior season, a career average of 20 points per game. He is also an 82% career shooter from the free throw line.

At Iowa City High he has twice been named to the Iowa Newspaper Association all-state team and the Des Moines Register all-state team. He has earned all-conference recognition in the Mississippi Valley Conference in each of the past three seasons. His father, Mike, was an Iowa basketball letterman from 1974-76.

Tucker (6-4, 195) averaged 16.4 points and 5.7 rebounds as a junior at Minnetonka HS under Coach John Hedstrom. He has been a unanimous all-conference selection for three seasons and is the only player to be a unanimous selection as a ninth grader. He earned all-Metro honors and second team all-state recognition from the *St. Paul Pioneer Press*. He has scored 1,250 career points and could become Minnetonka's all-time scoring leader as a senior.

Tucker earned first team all-state honors last season after being named to the second all-state team as a sophomore. He is a two-year team captain and was recently named to the Minnetonka Honor Society for Leadership.

Brommer (6-9, 220) is a versatile forward who attends Rosemount HS and played two seasons on the same summer AAU team (43 Hoops) with Tucker.

Brommer begins his final prep season with 838 career points. He averaged 17 points, nine rebounds, three assists and three blocks per game as a junior as his prep team posted a 9-17 overall record.

Brommer serves as team captain for Coach Mike Manning and earned all-conference honors as both a sophomore and junior.

Davis (6-4, 200) is a shooting guard who is in his first season at Kirkwood Community College in Cedar Rapids, IA after attending Southeastern Community College in Burlington as a freshman. In one season at Southeastern Davis averaged 10.9 points while leading the team in assists and ranking third in steals.

Davis attended Robbinsdale Cooper HS in New Hope, MN, where he helped his prep team post a 27-4 record as a senior. That team set a school record for wins in a season and finished second in the Class 4-A state tournament. Davis was named to the all-tournament team at the state tournament. He earned all-conference honors in the North Suburban Conference and shared conference MVP honors as a senior.

Davis averaged 15.3 points per game as a junior and senior and was named to the all-defensive team in the metro area. A solid defensive player, he also averaged four steals, five rebounds and 3.4 assists during his prep career. As a senior he shot 54% from the field, including 41% from three-point range.

Iowa on the Big Ten Network

A majority of Iowa's games throughout the 2007-08 season will appear on national cable television via the Big Ten Network.

The Big Ten Network is available on the basic level of service offered by 67 locally-owned and locally-operated cable television systems across the state of Iowa. It is also available through the nation's two satellite television companies, DirectTV and Dish Network. Currently, more than 50 percent of the homes in Iowa have access to the Big Ten Network, as do more than 30 million homes nationwide. The Big Ten Network is the fastest growing television network in television history, reaching 30 million homes in its first 30 days of existence.

PETERSON STEPS RIGHT IN

Freshman guard Jeff Peterson has stepped into the starting line-up and ranks second in minutes played. Peterson had 12 points, nine assists and no turnovers in his first college game. He added 20 points in a win over Northern Colorado and added nine points and four assists against Florida Gulf Coast. He is averaging 6.6 points and a team-best 3.6 assists per game, while sharing the team lead with 12 steals.

BOHALL GETS SCORING BEST

Sophomore guard Dan Bohall set a career scoring high with 14 points in the win over Northern Colorado. He made 3-6 field goals and 7-8 free throws and also collected six rebounds. He had a career-best six assists in a win over Idaho State and added eight points, four rebounds and four assists in a win over Florida Gulf Coast. Bohall added 10 points and five assists in a win over Maryland Eastern Shore. Bohall is averaging 4.9 points and 2.7 assists and is shooting 80% from the free throw line.

LEADING THE TEAM

Following is the number of times a player led Iowa in scoring, rebounding, assists and steals. If two or more players tied for the team lead, all have been credited for that game:

Player	Scoring	Rebounding	Assists	Steals
J.R. Angle				1
Dan Bohall			3	
Jarryd Cole	3	2		3
Tony Freeman	1	1	2	1
Seth Gorney		1		
Justin Johnson	7		2	2
Jake Kelly	1		3	4
Kurt Looby		9		5
David Palmer				1
Jeff Peterson	1		5	4
Cyrus Tate				1

Iowa Results on Jan. 2

14 Wins, 6 Losses

1913	Des Moines YMCA	L	10-15
1920	* Coe	L	21-22
1922	* Upper Iowa	W	32-15
1924	Creighton	L	13-36
1926	Marquette	W	19-16
1934	* South Dakota	W	42-32
1937	Marquette	W	37-34
1943	* Ripon	W	69-38
1950	* Utah State	W	62-58
1960	Minnesota	L	61-70
1971	* Wyoming	W	87-84
1973	* Iowa State	W	66-57
1974	* Kansas	L	71-72
1975	Northwestern	W	75-73
1982	South Carolina	W	57-47
1986	Purdue#	L	73-76
1993	* Central Conn. State	W	104-58
1994	* Eastern Illinois	W	91-52
1997	* Northwestern	W	72-55
2002	* Wisconsin	W	69-57

REACHING DOUBLE FIGURES

Following are Iowa's number of double figure games in scoring and rebounding, both for the 2007-08 season and for their career:

	Points		Rebounds	
	'07-08	Career	'07-08	Career
J.R. Angle	1	1	0	0
Dan Bohall	2	2	0	0
Jarryd Cole	5	5	0	0
Tony Freeman	2	15	0	0
Seth Gorney	0	6	1	1
Justin Johnson	9	13	1	1
Jake Kelly	3	3	0	0
Kurt Looby	2	4	3	5
Jeff Peterson	2	2	0	0
Cyrus Tate	1	4	0	2

IOWA'S STATISTICAL COMPARISONS

	All Games	Big Ten	Home Games	Away Games	IA Wins	IA Losses
Record	676		6-3	1-3	7-0	0-6
Points	57.7		58.1	56.8	60.0	55.0
Opp. Pts	55.3		51.8	63.2	48.1	63.7
FG%	.430		.436	.420	.453	.408
FG Def.	.382		.366	.417	.365	.401
3-PT%	.365		.358	.380	.395	.333
3-pt. Def.	.320		.280	.405	.302	.336
FT%	.637		.624	.690	.689	.545
REB	34.8		35.1	34.0	33.9	35.8
AST	12.5		13.0	11.3	12.4	12.5
TO	17.2		18.8	13.5	17.0	17.3
STL	5.4		6.4	3.0	7.3	3.2
BLK	3.2		3.7	2.3	4.1	2.2

Iowa In Big Ten Statistics

Category	Stat	Rank
Scoring Defense	55.3	2nd
FG% Defense	.382	4th
3-Pt. Field Goal %	.365	6th
Rebounding Margin	+4.2	6th
3-Pt. FG Per Game	6.8	6th
3-PT FG Defense	.320	6th
Free Throw %	.637	8th
Field Goal %	.430	8th
Blocked Shots	3.2	8th
Scoring Margin	+2.4	10th
Assists	12.5	10th
Steals	5.4	11th
Turnover Margin	-4.1	11th
Scoring Offense	57.7	11th
Ast./TO Ratio	0.7	11th

INDIVIDUAL STATISTICS

Category	Player	Stat	Rank
3-pt FG %	Jake Kelly	.481	2nd
3-pt. FG Per G.	Justin Johnson	3.3	2nd
Blk. Shots	Kurt Looby	1.7	4th
Minutes Played	Justin Johnson	35.7	2nd
	Jeff Peterson	32.1	8th
Rebounding	Kurt Looby	7.1	T8th
	Jarryd Cole	4.8	T19th
	Justin Johnson	4.8	T19th
Scoring	Justin Johnson	14.7	9th
Assists	Jeff Peterson	3.6	10th

HOME, AWAY COMPARISONS

In its nine home games, Iowa has outscored its opponents by a 6.3 margin, shooting 43.6% from the field while holding its opponent to 36.6% shooting. Iowa holds a 35.1-30.8 rebounding advantage.

In four games away from Carver-Hawkeye Arena (including two neutral site games), Iowa has been outscored 65.2-55.8. The Hawkeyes are shooting 40.6% from the field while opponents are shooting 41.2%. Iowa holds a 36.4-33.8 rebounding margin.

STARTING LINE-UPS

Iowa has used four starting line-ups in its 13 games. Following is Iowa's record by line-up, with the most recent starting unit in bold:

Gorney, Looby, Bohall, Johnson, Peterson (ID State, UNCO, FGCU, UMSU, BU, USU, WFU)	4-3
Cole, Looby, Kelly, Johnson, Peterson (ULM, EIU, SLU)	2-1
Cole, Looby, Kelly, Johnson, Angle (UNI, ISU)	1-1
Cole, Gorney, Kelly, Johnson, Peterson (Drake)	0-1

OFF THE BENCH

The Iowa reserves are averaging 18.5 points and 9.7 rebounds per game, compared to 11.3 points and 7.3 rebounds by the opponent reserves.

Iowa is 6-5 when the reserves outscore the opponent's reserves and 1-1 when the opponent reserves score more points.

Iowa is 5-4 when the Hawkeye reserves have more rebounds than the opponent reserves, 2-1 when the opponent reserves have more rebounds and 0-1 when rebounding by the reserves is even. Following is a game-by-game comparison with opponents:

Opponent	Iowa		Opponent	
	Pts.	Rebs.	Pts.	Rebs.
Idaho State	11	13	5	5
No. Colorado	10	4	9	9
FL Gulf Coast	16	8	7	4
MD Eastern Shore	23	15	3	5
Bradley (n)	17	10	14	8
Utah State (n)	24	120	13	7
Wake Forest	34	15	23	12
LA-Monroe	17	5	10	5
Eastern Illinois	11	6	17	8
at Northern Iowa	25	10	21	6
at Iowa State	4	6	6	11
Drake	14	10	11	7
SE Louisiana	35	14	8	8
Totals	241	126	147	95
Average	18.5	9.7	11.3	7.3

HAWKEYES HIT THE BOARDS

In a 62-55 win at Northern Iowa, the Hawkeyes held a 37-16 rebounding advantage. No Northern Iowa player had more than five rebounds and only four of the nine Panthers who played had any rebounds. Kurt Looby led Iowa with seven rebounds, while six Hawkeyes had at least four.

The plus 21 rebounding advantage is the largest for Iowa since the second game of the 2006-07 season when the Hawkeyes held a 51-30 rebounding advantage in a 78-65 win over Toledo in the Paradise Jam.

OVERCOMING DEFICITS

The biggest deficit Iowa has overcome to get a victory is 14 points, that in a 57-50 win over Southeastern Louisiana. The Hawkeyes trailed by seven at halftime.

The biggest deficit overcome by an Iowa opponent is 16, that by Louisiana-Monroe in a 72-67 overtime win at Iowa.

SCORING BY HALVES

Iowa has been outscored 341-333 in the first half and holds a 405-361 advantage in the second half. The Hawkeyes have been outscored 17-12 in their only overtime period.

Iowa has led at halftime in seven games and has outscored its opponent in the second half in eight games. The second half scoring was even in the win over Idaho State.

IOWA FROM THE FREE THROW LINE

Iowa has made at least 80% of its free throws in three games and at least 70% of its free throws in four games, with a season-best 88.9% (8-9) at Northern Iowa. Iowa has posted a 4-1 record when shooting at least 70% from the free throw line. Following is Iowa's won-loss breakdown based on free throw percentage:

Iowa FT%	W-L	Iowa FT%	W-L
Under 50%	0-3	70-79%	2-0
50-59%	1-2	80-89%	2-1
60-69%	2-0	90-100%	0-0

CRUNCH TIME FREE THROWS

Iowa is 24-39 (.615) from the free throw line in the final four minutes of its six games that have been decided by 10 points or less. Iowa's opponents in those games have made 22-38 free throw attempts in the final four minutes. Those figures include all free throw attempts in Iowa's single overtime game. Iowa is 2-4 in games decided by 10 points or less, including one overtime loss. Following are Iowa's individual attempts:

Jake Kelly	6-6	1.000
Cyrus Tate	2-2	1.000
Tony Freeman	7-8	.875
Justin Johnson	7-11	.636
Jarryd Cole	2-5	.400
J.R. Angle	0-1	.000
Kurt Looby	0-2	.000
David Palmer	0-2	.000
Jeff Peterson	0-2	.000
Iowa	24-39	.615
Opponents	22-38	.579

HAWKEYE GAME NOTES & TRENDS

- Iowa is 0-0 when scoring 80 points or more, 0-0 when scoring between 70-80 points, 3-2 when scoring between 60-70 points and 4-4 when scoring less than 60 points.
- Iowa is 7-3 when holding its opponent to less than 60 points, 0-2 when holding its opponent between 60-70 points and 0-1 when the opponent scores over 70 points.
- Iowa is 4-4 when collecting more assists than the opponent, 3-2 when the opponent has more assists and 0-0 when assists were even.
- Iowa is 2-0 when having fewer turnovers than its opponent, 5-5 when the opponent has fewer turnovers and 0-1 when turnovers are equal.
- Iowa is 3-0 when collecting more steals than its opponent, 4-5 when the opponent had more steals and 0-1 when steals are equal.
- Iowa is 0-0 when five reach double figures, 1-0 when four reach double figures; 1-2 when three score in double figures, 4-1 when two players score in double figures and 1-3 when one scores in double figures.
- Iowa is 6-1 when leading at halftime, 1-5 when trailing at intermission and 0-0 when tied at halftime.
- Iowa is 6-5 when controlling the opening tip and 1-0 when not controlling the tip.
- Iowa is 2-4 in games decided by 10 points or less, including a 0-2 record in games decided by five points or less and a 0-1 mark in overtime.
- Iowa is 0-2 in neutral site games, dropping contests to Bradley and Utah State at the South Padre Island Invitational.

IOWA TOUGH AT HOME

Iowa has won 38 of its last 43 games in Carver-Hawkeye Arena, including win streaks of 21 straight overall wins and 12 straight Big Ten Conference wins. Iowa has won nine of its last 10 home games against ranked opponents. The Hawkeyes posted a 14-2 home record in 2006-07 (losses to Northern Iowa and Wisconsin) after a perfect 17-0 mark in 2006.

IOWA RECORD BY CONFERENCE

Iowa, in non-conference action, played three teams from the Missouri Valley Conference and two from the Big Sky, along with one from the Atlantic Coast, Atlantic Sun, Big 12, Mid-Eastern Atlantic, Ohio Valley, Southland Sun Belt and Western Athletic. Following is a breakdown of Iowa's record by conference:

Atlantic Coast	0-1	Missouri Valley	1-2
Atlantic Sun	1-0	Ohio Valley	1-0
Big Sky	2-0	Southland	1-0
Big 12	0-1	Sun Belt	0-1
Mid-Eastern Athletic	1-0	Western Athletic	0-1

IOWA SEEKS EIGHTH STRAIGHT

Iowa is seeking its eighth straight winning campaign, which would establish a school record. Iowa's current streak began with a 23-12 record in 2000-01 and includes three seasons of more than 20 wins and six post-season appearances (three NCAA, three NIT).

Iowa also had seven straight winning seasons from 1950 through 1956. Pops Harrison, Bucky O'Connor and Rollie Williams all coached the Hawkeyes during those years. Only a 10-10 record in 1949 kept Iowa from 13 consecutive winning seasons (1944-56).

Harrison coached Iowa to five straight winning seasons from 1944-48, Lute Olson coached Iowa to winning seasons from 1979-83, George Raveling and Tom Davis combined to coach Iowa to winning seasons from 1985-89 and Davis coached Iowa to winning seasons from 1995-99. Iowa had five consecutive winning seasons on three occasions, 1979-83, 1985-89 and 1995-99.

Iowa is one of four Big Ten teams to post a winning record in each of the last seven seasons, joining Illinois, Michigan State and Wisconsin.

TOP HOME PERCENTAGE

Iowa posted a 44-5 (.896) record in Carver-Hawkeye Arena over the last three seasons (2005-07), a mark that ranks as Iowa's best home court winning percentage over any three year period in which Iowa won at least 40 games.

Iowa's winning percentage in Big Ten home games (20-4, .833) over the last three seasons is also the schools best percentage since the conference began playing more than 14 league games in 1974.

Following is a ranking of Iowa's best home court record over any three-year period, with a minimum of 40 wins:

Percentage	Record	Years
.898	44-5	2005-07
.875	42-6	1987-89
.872	41-6	2004-06
.854	41-7	1991-93
.851	40-7	1985-87
.837	41-8	1995-97
.816	40-9	1988-90

HAWKEYES SET ARENA RECORD

Iowa set a Carver-Hawkeye Arena (opened in 1983) record with 12 consecutive Big Ten Conference home wins over the course of the 2006 and 2007 seasons. The streak was snapped Jan. 28 when second-ranked Wisconsin won in Iowa City. Following the loss to Wisconsin the Hawkeyes concluded the 2007 season by winning their final four home games, improving to 15-1 in Big Ten games and 31-2 overall over the past two seasons in Carver-Hawkeye Arena.

Prior to the Badger loss, Iowa had not lost a Big Ten home game since a 75-65 loss to top-ranked Illinois on Feb. 19, 2005.

Iowa's record for consecutive home wins in league play is 14 straight. That mark was set during the 1980-81 and 1981-82 seasons when home games were played at the Iowa Field House.

IOWA ON THE TUBE

All but one Iowa game throughout the 2007-08 season will be televised, with the only exception being the final round of the South Padre Island Invitational against Utah State.

The majority of Iowa's non-conference games appeared on the Big Ten Network. Iowa's home game with Wake Forest was televised on ESPN2. The contest at Northern Iowa was on FOX 28 and the game at Iowa State appeared on ESPNU.

THE RETURNING CAST

Iowa returns three starters and six lettermen from 2007. The returning starters include senior center Kurt Looby, junior guard Tony Freeman and junior forward Cyrus Tate. Freeman is currently out of action due to injury.

Freeman started 17 of 31 games a year ago. He led the team in assists (3.7) and ranked third in scoring (7.5) and steals (1.1). Looby started 19 games, averaging 3.8 points and 4.6 rebounds. He led Iowa and ranked fourth in the Big Ten in blocked shots (1.7) per game. His 53 blocked shots rank eighth-best for a single season at Iowa.

Tate started 22 games last season, averaging 4.2 points and 4.4 rebounds per game.

Along with the six returning lettermen, Iowa also returns sophomore guard Dan Bohall and sophomore forward David Palmer. Palmer sat out last season as a redshirt transfer. The Hawkeye roster includes three true freshmen.

With the seven returning players who saw action a year ago, Iowa returns 41.1% of its scoring, 55.3% of its rebounding, 44.1% of its assists and 47.7% of its steals. Iowa's returning players shot 45.7% from the field, 40% from three-point range and 66.5% from the free throw line.

IOWA PROGRAM REACHES 1,400 WINS

The Iowa basketball program reached 1,400 wins (now at 1,445) with a 79-46 victory over Texas-San Antonio on Nov. 26, 2005. Iowa ranks 34th on the all-time list for victories and is one of 41 NCAA Division I programs with as many as 1,400 wins. Iowa's basketball history includes 73 winning seasons and 24 years in which the Hawkeyes have won 20 or more games. Iowa (with 22) is one of 31 programs to earn more than 20 invitations into the NCAA Tournament.

THE HAWKEYE ROSTER

The Iowa roster includes 11 players. The squad includes three seniors, three juniors, two sophomores and three freshmen.

Along with Iowa native Dan Bohall, the roster includes two players from Illinois and Indiana and one from Maryland, Missouri, Ohio, Tennessee, Texas and St. John's, Antigua.

BIG TEN SINGLE GAME TICKETS ON SALE

Single game tickets for Iowa's nine Big Ten Conference home games are now on sale. Tickets may be purchased online at www.hawkeyesports.com, by calling the UI Athletics Ticket office at 1-800-IA-HAWKS, or in person at the Athletics Ticket Office in Carver-Hawkeye Arena.

Iowa opens Big Ten action Wednesday, hosting Indiana. Iowa also hosts Michigan State (Jan. 12), Purdue (Jan. 16), Penn State (Jan. 26), Ohio State (Feb. 2), Wisconsin (Feb. 6), Michigan (Feb. 14), Northwestern (Feb. 19) and Illinois (Mar. 1 or 2).

SEASON TICKETS ON SALE FOR 2007-08

- Season tickets are available for 2007-08, including general public (\$336), UI faculty and staff (\$272) and UI students (\$95).
- Single game tickets for Big Ten Conference games are now on sale.
- Weekend package tickets for four Big Ten Conference home games are on sale for \$100. The package includes games vs. Michigan State (Jan. 12), Penn State (Jan. 26), Ohio State (Feb. 2) and Illinois (Mar. 1-2).
- "Family Four Pack" tickets are available for Iowa's home game Feb. 19 vs. Northwestern. The "Family Four Pack" includes four tickets, four hot dogs and four drinks for a cost of \$65.
- Single game tickets are available for \$20 for all games except Big Ten Conference weekend games and the Wisconsin game. Tickets for those games are \$25. UI students can purchase single game tickets for \$15 on the day of the game, when available.
- Discounted tickets to select home games, earmarked for purchase by groups of 20 or more, are also available for purchase. For information about group ticket packages, fans should call the UI Sports Marketing Office at (319) 335-9431.
- Fans interested in obtaining men's basketball tickets can do so at the UI Athletic Ticket Office, located in Carver-Hawkeye Arena, by calling the ticket office at 1-800-IA-HAWKS or by visiting the UI website at hawkeyesports.com.

BIG TEN TOURNAMENT TICKETS ON SALE

All-session and single session tickets for the 2008 Big Ten Conference men's basketball tournament go on sale to the general public at 9 a.m. CT Saturday, Dec. 8. Tickets are available at all 11 Big Ten university ticket offices, the Conseco Fieldhouse box office, Ticketmaster outlets at www.ticketmaster.com, or by calling Ticketmaster at (317) 239-5151. The 11th annual Big Ten Tournament will be held March 13-16, 2008 at Conseco Fieldhouse in Indianapolis.

All session tickets are on sale for \$150 or \$275, depending on seat location. Single-session tickets range from \$30 to \$85, based on seat location and session. Orders are limited to 12 all-session tickets or 12 single-session tickets.

IOWA IN TOURNAMENT PLAY

Iowa has fared well while taking part in regular-season tournaments over the past 25 years. In that time Iowa has won the Great Alaska Shootout (1986-87), the Cal-Irvine Anteater Classic (1986-87), the Maui Classic (1987-88), the San Juan Thanksgiving Shootout (1992-93), the San Juan Christmas Shootout (1997-98), the Big Ten Conference Tournament in 2001 and 2006 and its own invitational 24 times.

In addition, Iowa was runner-up in the 1985-86 Far West Classic, the 1987-88 All-College Tournament, the 1988-89 Chaminade Classic, the 1991-92 Tampa Tribune Holiday Invitational, the 1994-95 Rainbow Classic, the 1995-96 Great Alaska Shootout, the 1999-00 Coaches vs. Cancer Classic, the 2001-02 Guardians Classic, the 2005-06 Guardians Classic, the 2002 Big Ten Conference Tournament and the 2004 Maui Invitational.

HAWKEYE SCHEDULE NOTES

- Iowa's schedule includes 19 home games. This marks the third straight season Iowa has opened with an exhibition contest against a member of the Iowa Conference.
- For the first time since 1997, Iowa will host nine Big Ten Conference games, as the league has expanded the schedule to include 18 league games. Iowa does not play at Illinois this season, while Minnesota does not visit Carver-Hawkeye Arena.
- Iowa's Big Ten schedule includes four weekend home dates and five games during the week. Iowa plays at home on Saturday, Jan. 12, Jan. 26, Feb. 2 and either Saturday or Sunday, March 1 or 2.

IOWA IN LAS VEGAS NEXT SEASON

Iowa will take part in the Las Vegas Invitational during the early portion of the 2008-09 season. The 2008 event will take place Nov. 28-29, 2008 at the Orleans Arena in Las Vegas. Iowa's bracket of opponents in Las Vegas will include Kentucky, Kansas State and West Virginia.

Similar to the South Padre Island Invitational this season, Iowa will have two home games in the event before traveling to Las Vegas for two games. Possible first and second round opponents include Southeast Missouri State, Oakland University, Delaware State and Longwood University.

Kansas defeated eventual national champion Florida in the championship game of the tournament a year ago, while North Carolina and Louisville highlight the field this year.

Participating schools will each have their share of tickets available to sell after this season is completed. The general public will have a chance to purchase a limited number of tickets for the final rounds in Las Vegas beginning Saturday, Nov. 3 at 1 p.m. EST at the Orleans Arena. For ticket information, please contact the Orleans Arena at (702) 284-7777 or on the web at www.orleansarena.com.

NO THREE-POINTERS

Since the three-point shot became part of the college game, Iowa has played 14 games in which it has failed to make a three-point attempt. Iowa had made at least one three-point basket in 53 straight games before missing all five attempts in a 71-61 home win over Purdue in 2004. Iowa's current streak includes at least one three-point basket in 131 straight games.

Following is a list of games in which Iowa did not make a three-point basket (11-3 record). During the 1982-83 season, when the three-point shot was first added, the number of three-point attempts in some games is unavailable.

Date	Opponent	3-pt.	Result
1/7/04	Purdue	0-5	W, 71-61
2/13/02	Penn State	0-9	L, 65-71
12/8/92	Northern Iowa	0-5	W, 64-44
12/6/91	Army	0-8	W, 74-39
12/12/88	Jackson State	0-3	W, 86-71
12/19/87	Iowa State	0-7	L, 100-102
2/10/83	Purdue	0-1	W, 55-46
12/29/82	Seton Hall	0	W, 85-63
12/28/82	James Madison	0	W, 55-47
12/18/82	UCLA	0	L, 66-75
12/11/82	Southern Cal	0	W, 66-55
12/8/82	Marquette	0	W, 87-66
12/3/82	Navy	0	W, 76-65
11/27/82	Brigham Young	0	W, 91-80

POST-SEASON OPPONENTS

Iowa's 2007-08 schedule includes 15 games against teams that advanced to post-season play a year ago. Iowa will play 11 games against six Big Ten opponents that appeared in the 2007 NCAA Tournament, including two games with national runner-up Ohio State. The Hawkeyes have four games against teams that were in the NIT a year ago (Michigan twice, Bradley, Utah State).

IOWA VS. THE FIELD

Iowa posted a 6-10 record while playing 11 teams that advanced to post-season play last season. That included a 4-9 record against eight teams that competed in the NCAA Tournament and a 2-1 record against three teams that were in the NIT.

IOWA VS. RANKED TEAMS

These are Iowa's most recent wins vs. nationally ranked opponents:

At Home:	81-75 over 25th-ranked Indiana, 2/3/07
On the Road:	70-67 over 21st-ranked Indiana, 2/11/06
Neutral Court:	67-60 over 7th-ranked Ohio State, 3/12/06 In semi-finals of Big Ten Tournament

IOWA IN THE NCAA TOURNAMENT

Iowa made its 22nd appearance in the NCAA Tournament in 2006. Iowa earned the Big Ten Conference's automatic bid by virtue of claiming the league's tournament title.

The Hawkeyes hold an overall record of 27-24 in the tournament, advancing to the Final Four in 1955 (fourth), 1956 (second) and 1980 (fourth). Iowa reached the regional championship in 1987 and lost in the regional semi-final in 1988 and 1999.

IOWA INFORMATION ON THE WEB

Iowa basketball information is available on the University of Iowa's web site, hawkeyesports.com. Once you have entered the web site, you may obtain biographical information on Iowa players and coaches, game notes, game stories and box scores from all games throughout the season, plus team and individual cumulative stats and a pdf version of Iowa's History and Record book.

Members of the media who wish to have this information forwarded via e-mail throughout the season may do so by contacting the Iowa Sports Information office with your e-mail address.

IOWA PHOTOS AVAILABLE

Up-to-date head shots of all Iowa players and coaches are available on the internet at pics.hawkeyebasketball.com. Contact the Iowa Sports Information office if you are in need of additional photos.

HIGH SPEED CONNECTIONS

For members of the media who cover Iowa home games on a regular basis, high speed connections are available, at no charge, in the media seating area of Carver-Hawkeye Arena. You are asked to provide your own Ethernet cord. A limited number of phone lines are also available.

Media covering Iowa basketball on a regular basis should have their own telephone line installed.

COACH LICKLITER WITH THE MEDIA

Following is a list of dates for basketball news conferences with Todd Lickliter. The news conferences will be held at 2 p.m. in the Press Room at Carver-Hawkeye Arena.

Please note the press conferences on Jan. 7th and Jan. 14th will begin at 1 p.m. due to the holiday break schedule.

Selected players will be available for interviews following the sessions with Coach Lickliter. Following are the news conference dates:

January	Mon, 7th	Mon, 14th	Mon, 28th	
February	Mon, 4th	Wed, 13th	Mon, 18th	Mon, 25th
March	Mon, 3rd	Mon, 10th		

IN-SEASON TELE-CONFERENCES

Following is a list of tele-conference dates with Coach Todd Lickliter. Each call will begin at 10:30 a.m. CT.

Please note the tele-conferences between Dec. 17 and Jan 22 will be held at 11 a.m. due to the winter break schedule.

Members of the media need to contact the UI Sports Information office for the dial in number and other details. Here are the tele-conference dates:

January	Fri, 4th	Fri, 11th	Fri, 18th	Fri, 25th
February	Fri, 1st	Fri, 8th	Fri, 22nd	Fri, 29th

Coach Lickliter will also be available on the Big Ten tele-conference calls, which take place each Monday during the Big Ten season.

BIG TEN TELE-CONFERENCES

The Big Ten Conference office has scheduled tele-conferences with men's basketball coaches each week during the Big Ten portion of the 2007-08 season. The weekly calls begin Monday, Jan. 7 and run through March 10.

The tele-conferences are held each Monday from 9-11 a.m. CT. The calls will be available for play-back for 24 hours.

Contact the Big Ten office or the Iowa Sports Information office for the tele-conference and play-back phone numbers. Following is the coach's order of appearance:

9:00	Kelvin Sampson, Indiana	10:00	Tom Izzo, Michigan State
9:10	Todd Lickliter, Iowa	10:10	Bo Ryan, Wisconsin
9:20	Tubby Smith, Minnesota	10:20	John Beilein, Michigan
9:30	Bill Carmody, Northwestern	10:30	Thad Matta, Ohio State
9:40	Ed DeChellis, Penn State	10:40	Bruce Weber, Illinois
9:50	Matt Painter, Purdue	10:50	Player of the Week

HIGHLIGHTS AND SOUND BITES ON SATELLITE

Sound bites with coaches and athletes from Iowa's winter sports teams are available each Wednesday throughout the winter.

The video sound bites are available from 3:30-3:45 p.m. CT and include all winter sports, including men's and women's basketball and wrestling. The satellite feeds will conclude on March 5. Contact the Iowa Sports Information office for coordinate information.

HALK TALK WITH TODD LICKLITER


Fans of the University of Iowa basketball program may join Iowa Coach Todd Lickliter and radio announcer Gary Dolphin each week during the season for the "Hawk Talk with Todd Lickliter" radio call-in show. The show takes place each week at Carlos O'Kelly's Mexican Café in Iowa City from 7 to 8:30 p.m. The dates are Jan. 7, 14, 21 and 28; Feb. 4, 11, 18 and 25; and Mar. 3 and 10.

IOWA HITS THE ROAD

Iowa hits the road for consecutive games at Wisconsin, Saturday, Jan. 5 (11:05 a.m., BTN) and Ohio State, Wednesday, Jan. 9 (6:05 p.m. CT, BTN). The Hawkeyes return home to host Michigan State Saturday, Jan 12 (7:35 p.m., BTN).

****4 - - J.R. Angle, Guard, 6-7, 200, Junior, Franklin, IN (Indian Creek HS)**

- Career highs with 10 points, three steals and 23 minutes played in win over Southeastern Louisiana
- Three points against Drake
- Six points and four rebounds at Iowa State
- Three points and a career-high six rebounds in win at Northern Iowa
- Tied a career-high with eight points, four rebounds and career high three assists in win over Eastern Illinois
- Four points vs. Louisiana-Monroe
- Two points and three rebounds vs. Wake Forest
- Six points vs. Utah State
- Three points and three rebounds vs. Bradley
- Five points, three assists and two rebounds in Blowout
- Saw action in 28 of 31 games in 2007, with two starts
- Averaged 1.7 points and one rebound per game



Angle, Game-by-Game

Opp.	S	FG	3-PT	FT	O-D-RE	PF	TP	A	T	B	S	M
Idaho State					DNP							
N. Colorado	N	0-2	0-2	0-0	0-0-0	0	0	0	0	0	0	1
FL Gulf Coast					DNP							
MD E. Shore	N	0-0	0-0	0-0	0-0-0	0	0	0	1	0	0	11
Bradley (n)	N	1-1	1-1	0-0	1-2-3	3	3	1	1	0	0	9
Utah St. (n)	N	2-4	2-2	0-1	1-0-1	0	6	0	0	0	0	8
Wake Forest	N	0-0	0-0	2-2	0-3-3	1	2	0	0	0	0	11
LA-Monroe	N	2-4	0-2	0-0	0-1-1	1	4	0	1	0	0	13
E. Illinois	N	2-5	2-4	2-3	2-2-4	2	8	3	2	0	0	19
at Northern IA	Y	1-3	1-3	0-0	1-5-6	1	3	0	3	0	1	21
at Iowa State	Y	2-5	2-4	0-2	0-4-4	4	6	1	0	0	0	25
Drake	N	1-1	1-1	0-0	0-0-0	1	3	0	0	0	0	6
SE Louisiana	N	3-7	3-7	1-2	0-0-0	1	10	2	0	1	3	23
Indiana												
at Wisconsin												
at Ohio State												
Mich. State												
Purdue												
at Michigan												
at Indiana												
Penn State												
at Purdue												
Ohio State												
Wisconsin												
at Minnesota												
Michigan												
Northwestern												
at Mich. State												
at Penn State												
Illinois												
at Northwestern												
Big Ten Tournament												

Career Bests


Points:	10 vs. Southeastern Louisiana, 12/29/07
Rebounds:	5 vs. Texas-Pan American, 12/1/06
FGM:	3, twice, last vs. Southeastern Louisiana, 12/29/07
FGA:	7 vs. Southeastern Louisiana, 12/29/07
FTM:	3 at Michigan State, 2/17/07
FTA:	4 at Michigan State, 2/17/07
Assists:	3 vs. Eastern Illinois, 12/1/07
Steals:	3 vs. Southeastern Louisiana, 12/29/07
Blocks:	1 vs. Southeastern Louisiana, 12/29/07
Minutes:	23 vs. Southeastern Louisiana, 12/29/07

Career Statistics

YEAR	G/GS	FG-A	PCT	3-PT	PCT	FT-A	PCT	O-D-RB	AVG	PF-DI	AS	TO	BK	ST	PTS	AVG
Fresh.	11/0	4-11	.364	2-5	.400	0-0	.000	1-5-6	0.5	2-0	1	6	0	0	10	0.9
Soph.	28/2	17-36	.472	4-9	.444	9-10	.900	9-19-28	1.0	31-0	9	9	0	5	47	1.7
Jun.	11/2	14-32	.438	12-26	.462	5-10	.500	5-17-22	2.0	14-0	7	8	1	4	45	4.1
Career	50/4	35-79	.443	18-40	.450	14-20	.700	15-41-56	1.1	47-0	17	23	1	9	102	2.0

15 - - Dan Bohall, Guard, 6-4, 193, Sophomore, Sioux City, IA (East HS)

- Five points vs. Louisiana-Monroe
- Five assists vs. Bradley
- 10 points, two rebounds and five assists in win over Maryland Eastern Shore
- Eight points and four rebounds in win over Florida Gulf Coast
- Career-highs with 14 points and six rebounds in win over Northern Colorado
- Six assists, five points and three rebounds in win over Idaho State in first career start
- Five points and three rebounds in exhibition win over Simpson College
- Nine points, four rebounds and three steals in Blowout
- Co-winner of 2007 Most Improved Award
- Played in 11 games in 2007, averaging 0.4 points and 0.1 rebounds



Bohall, Game-by-Game

Opp.	S	FG	3-PT	FT	O-D-RE	PF	TP	A	T	B	S	M
Idaho State	Y	2-8	1-5	0-0	1-2-3	3	5	6	5	0	0	32
N. Colorado	Y	3-6	1-3	7-8	0-6-6	3	14	1	2	0	0	26
FL Gulf Coast	Y	2-7	1-5	3-4	0-4-4	2	8	4	3	0	2	32
MD E. Shore	Y	2-6	0-3	6-6	1-1-2	0	10	5	0	0	0	30
Bradley (n)	Y	0-2	0-1	0-0	0-1-1	0	0	5	3	0	0	15
Utah St. (n)	Y	1-3	0-2	0-2	1-1-2	3	2	1	1	0	0	17
Wake Forest	Y	0-1	0-1	0-0	0-0-0	3	0	0	1	0	0	10
LA-Monroe	N	2-3	1-2	0-0	0-0-0	4	5	1	3	0	0	12
E. Illinois	N	0-0	0-0	0-0	0-0-0	1	0	1	0	0	0	4
at Northern IA												DNP
at Iowa State												DNP
Drake												DNP
SE Louisiana												DNP
Indiana												
at Wisconsin												
at Ohio State												
Mich. State												
Purdue												
at Michigan												
at Indiana												
Penn State												
at Purdue												
Ohio State												
Wisconsin												
at Minnesota												
Michigan												
Northwestern												
at Mich. State												
at Penn State												
Illinois												
at Northwestern												
Big Ten Tournament												

Career Bests

Points: 14 vs. Northern Colorado, 11/14/07
Rebounds: 6 vs. Northern Colorado, 11/14/07
FGM: 3 vs. Northern Colorado, 11/14/07
FGA: 8 vs. Idaho State, 11/9/07
FTM: 7 vs. Northern Colorado, 11/14/07
FTA: 8 vs. Northern Colorado, 11/14/07
Assists: 6 vs. Idaho State, 11/9/07
Steals: 2 vs. Florida Gulf Coast, 11/18/07
Blocks:
Minutes: 32, twice, last vs. Florida Gulf Coast, 11/18/07

Career Statistics

YEAR	G/GS	FG-A	PCT	3-PT	PCT	FT-A	PCT	O-D-RB	AVG	PF-DI	AS	TO	BK	ST	PTS	AVG
Fresh.	11/0	0-6	.000	0-1	.000	4-10	.400	0-1-1	0.1	3-0	0	1	0	2	4	0.4
Soph.	9/7	12-36	.333	4-22	.182	16-20	.800	3-15-18	2.0	19-0	24	18	0	2	44	4.9
Career	20/7	12-42	.286	4-23	.174	20-30	.667	3-16-19	1.0	22-0	24	19	0	4	48	2.4

50 - - Jarryd Cole, Forward, 6-7, 250, Freshman, Kansas City, MO (Winnetonka HS)

- Will miss the remainder of the 2007-08 season after suffering torn left ACL in win over SE Louisiana
- Four points (2-2 FG's) and for rebounds before suffering injury in win against Southeastern Louisiana
- 12 points (6-6 FG's) and five rebounds against Drake
- Career-highs with 15 points, nine rebounds and 35 minutes played at Iowa State
- Two points and five rebounds in win at Northern Iowa
- 10 points (4-5 FG's) and four rebounds in win over Eastern Illinois
- Four points and seven rebounds while playing 35 minutes vs. Louisiana-Monroe in first start of career
- 14 points and seven rebounds vs. Wake Forest
- 10 points and six rebounds vs. Utah State
- Six points and seven rebounds in win over Maryland Eastern Shore
- Seven points, four rebounds and three steals in win over Florida Gulf Coast
- Five points and four rebounds in exhibition win over Simpson College



Cole, Game-by-Game

Opp.	S	FG	3-PT	FT	O-D-RE	PF	TP	A	T	B	S	M
Idaho State	N	1-1	0-0	0-1	1-0-1	3	2	0	0	0	1	14
N. Colorado	N	0-0	0-0	0-0	0-1-1	3	0	1	2	0	0	11
FL Gulf Coast	N	2-4	0-0	3-8	2-2-4	2	7	0	1	0	3	18
MD E. Shore	N	2-3	0-0	2-3	1-6-7	1	6	0	1	0	0	21
Bradley (n)	N	0-0	0-0	0-0	0-2-2	4	0	0	0	0	0	9
Utah St. (n)	N	3-7	0-1	4-4	2-4-6	2	10	1	0	1	0	25
Wake Forest	N	7-10	0-0	0-1	3-4-7	4	14	0	3	0	1	33
LA-Monroe	Y	1-3	0-0	2-5	2-5-7	4	4	1	5	0	1	35
E. Illinois	Y	4-5	0-0	2-3	3-1-4	3	10	0	2	0	0	29
at Northern IA	Y	1-3	0-0	0-0	3-2-5	5	2	0	2	1	0	19
at Iowa State	Y	7-10	0-0	1-4	7-2-9	2	15	0	1	0	0	35
Drake	Y	6-6	0-0	0-0	2-3-5	3	12	0	4	0	0	32
SE Louisiana	Y	2-2	0-0	0-2	0-4-4	1	4	0	2	0	1	21
Indiana												
at Wisconsin												
at Ohio State												
Mich. State												
Purdue												
at Michigan												
at Indiana												
Penn State												
at Purdue												
Ohio State												
Wisconsin												
at Minnesota												
Michigan												
Northwestern												
at Mich. State												
at Penn State												
Illinois												
at Northwestern												
Big Ten Tournament												

Career Bests

- Points:** 15 at Iowa State, 12/8/07
- Rebounds:** 9 at Iowa State, 12/8/07
- FGM:** 7, twice, last at Iowa State, 12/8/07
- FGA:** 10, twice, last at Iowa State, 12/8/07
- FTM:** 4 vs. Utah State, 11/24/07
- FTA:** 8 vs. Florida Gulf Coast, 11/18/07
- Assists:** 1, three times, last vs. Louisiana-Monroe, 11/30/07
- Steals:** 3 vs. Florida Gulf Coast, 11/18/07
- Blocks:** 1 vs. Northern Iowa, 12/5/07
- Minutes:** 35, twice, last at Iowa State, 12/8/07

Career Statistics

YEAR	G/GS	FG-A	PCT	3-PT	PCT	FT-A	PCT	O-D-RB	AVG	PF-DI	AS	TO	BK	ST	PTS	AVG
Fresh.	13/6	36-54	.667	0-1	.000	14-31	.452	26-36-62	4.8	37-1	3	23	2	7	86	6.6

****11 - - Tony Freeman, Guard, 6-1, 190, Junior, Maywood, IL (St. Joseph's HS)**

- 15 points, seven rebounds, four assists and three steals in win over Southeastern Louisiana
- Returned to action against Drake, scoring nine points and grabbing two rebounds
- Did not play at Iowa State due to soreness in left foot
- 15 points (5-7 FG's, 3-3 3pt FG's, 2-2 FT's) and three assists in first action of the 2007-08 season at Northern Iowa
- Suffered a fracture to the fifth metatarsal in his left foot against Simpson College and will miss four to six weeks
- Four points in exhibition win over Simpson College before injury
- 18 points and five assists in Blowout
- Earned 2007 Chris Street Award
- Earned 2007 Academic Recognition Award
- Played in all 31 games in 2007, with 17 starts
- Averaged 7.5 points, 3.7 assists and 2.9 rebounds



Freeman, Game-by-Game

Opp.	S	FG	3-PT	FT	O-D-RE	PF	TP	A	T	B	S	M
Idaho State					INJ							
N. Colorado					INJ							
FL Gulf Coast					INJ							
MD E. Shore					INJ							
Bradley (n)					INJ							
Utah St. (n)					INJ							
Wake Forest					INJ							
LA-Monroe					INJ							
E. Illinois					INJ							
at Northern IAN		5-7	3-3	2-2	0-1-1	0	15	3	3	0	0	24
at Iowa State					INJ							
Drake	N	3-14	3-7	0-0	1-1-2	2	9	0	2	0	0	22
SE Louisiana	N	3-8	2-5	7-11	2-5-7	2	15	4	1	0	3	34
Indiana												
at Wisconsin												
at Ohio State												
Mich. State												
Purdue												
at Michigan												
at Indiana												
Penn State												
at Purdue												
Ohio State												
Wisconsin												
at Minnesota												
Michigan												
Northwestern												
at Mich. State												
at Penn State												
Illinois												
at Northwestern												
Big Ten Tournament												

Career Bests


Points: 16 vs. Alabama, 11/19/06
Rebounds: 9 vs. Minnesota, 1/13/07
FGM: 6 vs. Alabama, 11/19/06
FGA: 14 vs. Drake, 12/14/07
FTM: 8 vs. Purdue, 2/21/07
FTA: 12 vs Purdue, 2/21/07
Assists: 11 vs. The Citadel, 11/13/06
Steals: 3, four times, last vs. SE Louisiana, 12/29/07
Blocks: 1 vs. Purdue, 3/9/07
Minutes: 34, three times, last vs. SE Louisiana, 12/29/07

Career Statistics

YEAR	G/GS	FG-A	PCT	3-PT	PCT	FT-A	PCT	O-D-RB	AVG	PF-DI	AS	TO	BK	ST	PTS	AVG
Fresh.	33/4	40-118	.339	21-69	.304	10-16	.625	8-34-42	1.3	42-1	53	55	0	19	111	3.4
Soph.	31/17	76-189	.402	35-99	.354	46-66	.697	14-76-90	2.9	45-0	116	69	1	33	233	7.5
Jun.	3/0	11-29	.379	8-15	.533	9-13	.692	3-7-10	3.3	4-0	7	6	0	3	39	13.0
Career	67/21	127-336	.378	64-183	.350	65-95	.684	25-117-142	2.1	91-1	176	130	1	55	383	5.7

*****53 - - Seth Gorney, Center, 7-0, 245, Senior, Vandalia, OH (Butler HS)**

- Two points and five rebounds in win at Northern Iowa
- Four points and four rebounds vs. Louisiana-Monroe
- Eight points (3-4 FG's, 2-2 FT's) vs. Utah State
- Six points, five rebounds and three assists vs. Bradley
- Four points and six rebounds in win over Maryland Eastern Shore
- Career-high 11 rebounds in win over Florida Gulf Coast
- Eight points and four rebounds in win over Northern Colorado
- Three points and three rebounds in win over Idaho State
- Seven rebounds in exhibition win over Simpson College
- Eight points and three rebounds in Blowout
- Played in all 31 games in 2007, with 17 starts
- Averaged 5.5 points and 3.8 rebounds, shooting .575 from the field



Gorney, Game-by-Game

Opp.	S	FG	3-PT	FT	O-D-RE	PF	TP	A	T	B	S	M
Idaho State	Y	1-3	0-0	1-2	0-3-3	3	3	0	1	0	0	18
N. Colorado	Y	4-7	0-0	0-0	1-3-4	1	8	0	2	0	0	22
FL Gulf Coast	Y	1-4	0-0	0-0	2-9-11	1	2	1	0	0	0	22
MD E. Shore	Y	1-3	0-0	2-2	1-5-6	0	4	0	0	0	1	17
Bradley (n)	Y	3-4	0-0	0-0	1-4-5	2	6	3	2	1	0	29
Utah St. (n)	Y	3-4	0-0	2-2	0-2-2	0	8	0	0	0	0	18
Wake Forest	Y	0-0	0-0	0-0	0-0-0	0	0	0	1	0	0	10
LA-Monroe	N	1-3	0-0	2-3	3-1-4	2	4	1	0	0	0	13
E. Illinois	N	0-1	0-0	0-0	0-0-0	1	0	0	0	0	0	10
at Northern IAN	N	1-2	0-1	0-0	0-5-5	2	2	1	1	1	0	20
at Iowa State	N	0-5	0-1	0-0	1-0-1	1	0	0	0	1	0	13
Drake	Y	1-3	0-0	0-0	0-2-2	1	2	1	2	0	0	13
SE Louisiana	N	0-1	0-0	0-0	0-1-1	0	0	0	0	0	0	11
Indiana												
at Wisconsin												
at Ohio State												
Mich. State												
Purdue												
at Michigan												
at Indiana												
Penn State												
at Purdue												
Ohio State												
Wisconsin												
at Minnesota												
Michigan												
Northwestern												
at Mich. State												
at Penn State												
Illinois												
at Northwestern												
Big Ten Tournament												

Career Bests


- Points:** 12 at Indiana, 1/16/07
Rebounds: 11 vs. Florida Gulf Coast, 11/18/07
FGM: 5, three times, last at Indiana, 1/16/07
FGA: 13 vs. Northern Iowa, 12/5/06
FTM: 2, four times, last vs. Louisiana-Monroe, 11/30/07
FTA: 3 vs. Louisiana-Monroe, 11/30/07
Assists: 3 vs. Alabama, 11/19/06
Steals: 3 vs. The Citadel, 11/13/06
Blocks: 2 at Michigan, 1/31/07
Minutes: 30 vs. Northern Iowa, 12/5/06

Career Statistics

YEAR	G/GS	FG-A	PCT	3-PT	PCT	FT-A	PCT	O-D-RB	AVG	PF-DI	AS	TO	BK	ST	PTS	AVG
Fresh.	21/0	5-7	.714	0-0	.000	4-7	.571	8-14-22	1.0	15-0	3	5	1	5	14	0.7
Soph.	22/0	13-21	.619	0-0	.000	1-2	.500	5-17-22	1.0	13-0	3	5	2	1	27	1.2
Jun.	31/17	77-134	.575	0-2	.000	16-22	.727	43-75-118	3.8	72-0	15	22	7	14	170	5.5
Sen.	13/8	16-40	.400	0-2	.000	7-9	.778	9-35-45	3.4	14-0	7	9	3	1	39	3.0
Career	87/25	111-202	.550	0-4	.000	28-40	.700	65-141-206	2.4	114-0	28	41	13	21	250	2.9

**24 - - Justin Johnson, Guard, 6-6, 190, Senior, Tyler, TX (Tyler CC)*

- 10 points, four rebounds, four assists and two steals in win over Southeastern Louisiana
- Eight points, four rebounds and three assists against Drake
- Nine points and five rebounds at Iowa State
- 13 points, four rebounds and two assists in win at Northern Iowa
- Named to Hawkeye Challenge all-tournament team
- 25 points (7-10 3pt FG's) in win over Eastern Illinois
- First career double-double with 26 points and 10 rebounds vs. Louisiana-Monroe
- Eight points, seven rebounds and two assists vs. Wake Forest
- Named to all-tournament team at South Padre Island Invitational
- 14 points and two steals vs. Utah State
- 16 points and five rebounds vs. Bradley
- 19 points and three rebounds in win over MD Eastern Shore
- 19 points, seven rebounds, three assists and a career-high three steals in win over Florida Gulf Coast
- Career-high 21 points in win over Idaho State, along with four rebounds and two blocked shots
- Seven treys vs. Eastern Illinois and Idaho State ties third best single-game total at Iowa
- 16 points and five rebounds in exhibition win over Simpson
- 17 points, five steals and two assists in Blowout
- Played in all 31 games in 2007, with seven starts, averaging 5.4 points and 2.3 rebounds



Johnson, Game-by-Game

Opp.	S	FG	3-PT	FT	O-D-RE	PF	TP	A	T	B	S	M
Idaho State	Y	7-14	7-12	0-0	0-4-4	2	21	1	3	2	1	35
N. Colorado	Y	1-5	1-3	0-0	0-3-3	0	3	4	3	1	0	34
FL Gulf Coast	Y	7-17	2-9	3-5	3-4-7	1	19	3	4	1	3	36
MD E. Shore	Y	5-13	4-12	5-7	1-2-3	3	19	1	1	2	1	36
Bradley (n)	Y	6-12	4-9	0-1	1-4-5	0	16	1	2	0	1	37
Utah St. (n)	Y	5-16	2-11	2-2	0-1-1	1	14	1	0	0	2	34
Wake Forest	Y	3-15	0-5	2-3	3-4-7	4	8	2	3	0	0	32
LA-Monroe	Y	8-18	6-15	4-7	2-8-10	1	26	1	3	0	0	42
E. Illinois	Y	9-13	7-10	0-0	1-4-5	1	25	1	1	0	1	35
at Northern IA	Y	5-10	3-5	0-0	2-2-4	1	13	2	5	0	1	38
at Iowa State	Y	3-15	3-12	0-0	1-4-5	3	9	0	3	0	0	34
Drake	Y	3-9	2-8	0-0	1-3-4	3	8	3	3	2	0	36
SE Louisiana	Y	3-10	2-7	2-2	1-3-4	4	10	4	1	1	2	35
Indiana												
at Wisconsin												
at Ohio State												
Mich. State												
Purdue												
at Michigan												
at Indiana												
Penn State												
at Purdue												
Ohio State												
Wisconsin												
at Minnesota												
Michigan												
Northwestern												
at Mich. State												
at Penn State												
Illinois												
at Northwestern												
Big Ten Tournament												

Career Bests


Points: 26 vs. Louisiana-Monroe, 11/30/07
Rebounds: 10 vs. Louisiana-Monroe, 11/30/07
FGM: 9 vs. Eastern Illinois, 12/1/07
FGA: 18 vs. Louisiana-Monroe, 11/30/07
FTM: 6 vs. Texas Southern, 12/23/06
FTA: 7, twice, last vs. Louisiana-Monroe, 11/30/07
Assists: 4, five times, last vs. SE Louisiana, 12/29/07
Steals: 3 vs. Florida Gulf Coast, 11/18/07
Blocks: 3 vs. Cornell, 12/30/06
Minutes: 42 vs. Louisiana-Monroe, 11/30/07

Career Statistics

YEAR	G/GS	FG-A	PCT	3-PT	PCT	FT-A	PCT	O-D-RB	AVG	PF-DI	AS	TO	BK	ST	PTS	AVG
Jun.	31/7	54-140	.386	45-99	.455	15-21	.714	17-53-70	2.3	35-0	33	31	13	11	168	5.4
Sen.	13/13	65-167	.389	43-118	.364	18-27	.667	16-46-62	4.8	24-0	24	32	9	12	191	14.7
Career	44/20	119-307	.388	88-217	.406	33-48	.688	33-99-132	3.0	59-0	57	63	22	23	259	8.2

32 -- Jake Kelly, Guard, 6-6, 180, Freshman, Carmel, IN (Carmel HS)

- Six points, three assists and two steals in win over Southeastern Louisiana
- Eight points against Drake
- 13 points (4-4 FT's), tied a career-high with five rebounds and five assists at Iowa State
- Career-high 19 points (4-4 FT's) along with three rebounds and two steals in win at Northern Iowa
- Three points, two rebounds and four assists in win over Eastern Illinois
- Career-high six assists in first career start vs. Louisiana-Monroe
- Nine points, two points and two assists vs. Wake Forest
- Eight points, three rebounds and two assists vs. Utah State
- 11 points, four rebounds, three assists and two steals vs. Bradley
- Eight points, five rebounds, three assists, three steals and two blocks in win over Maryland Eastern Shore
- 10 points in exhibition win over Simpson College
- Seven assists, six rebounds and four points in Blowout
- Averaged 13.7 points and 2.9 rebounds in 21 games as a senior, helping team post 14-7 overall record
- Shot 48.5% from the field and 73.8% from the free throw line while ranking second on the team in assists (54) and steals (27) as a senior



Kelly, Game-by-Game

Opp.	S	FG	3-PT	FT	O-D-RE	PF	TP	A	T	B	S	M
Idaho State	N	2-4	0-1	0-1	0-4-4	2	4	1	1	0	0	15
N. Colorado	N	1-6	0-1	1-2	0-0-0	1	3	0	1	0	2	23
FL Gulf Coast	N	1-2	1-1	0-0	0-2-2	1	3	1	1	0	0	18
MD E. Shore	N	2-6	1-1	3-4	2-3-5	3	8	3	4	2	3	20
Bradley (n)	N	4-7	2-3	1-2	1-3-4	1	11	3	1	0	2	22
Utah St. (n)	N	2-4	1-2	3-3	1-2-3	4	8	2	3	0	0	34
Wake Forest	N	4-8	1-4	0-0	0-2-2	5	9	2	1	0	0	27
LA-Monroe	Y	1-4	0-0	0-0	1-1-2	5	2	6	4	0	1	32
E. Illinois	Y	1-9	1-4	0-0	0-2-2	1	3	4	3	0	0	27
at Northern IA	Y	6-13	3-5	4-4	1-2-3	2	19	1	1	0	2	38
at Iowa State	Y	4-9	1-2	4-4	0-5-5	4	13	5	3	0	0	35
Drake	Y	3-6	2-2	0-0	1-0-1	4	8	1	0	1	0	29
SE Louisiana	Y	1-7	0-1	4-6	0-1-1	2	6	3	1	0	2	37
Indiana												
at Wisconsin												
at Ohio State												
Mich. State												
Purdue												
at Michigan												
at Indiana												
Penn State												
at Purdue												
Ohio State												
Wisconsin												
at Minnesota												
Michigan												
Northwestern												
at Mich. State												
at Penn State												
Illinois												
at Northwestern												
Big Ten Tournament												

Career Bests

- Points:** 19 vs. Northern Iowa, 12/5/07
Rebounds: 5, twice, last at Iowa State, 12/8/07
FGM: 6 vs. Northern Iowa, 12/5/07
FGA: 13 vs. Northern Iowa, 12/5/07
FTM: 4, twice, last at Iowa State, 12/8/07
FTA: 4, twice, last at Iowa State, 12/8/07
Assists: 6 vs. Louisiana-Monroe, 11/30/07
Steals: 3 vs. Maryland Eastern Shore, 11/20/07
Blocks: 2 vs. Maryland Eastern Shore, 11/20/07
Minutes: 38 vs. Northern Iowa, 12/5/07

Career Statistics

YEAR	G/GS	FG-A	PCT	3-PT	PCT	FT-A	PCT	O-D-RB	AVG	PF-DI	AS	TO	BK	ST	PTS	AVG
Fresh.	13/6	32-85	.376	13-27	.481	20-26	.769	7-27-34	2.6	35-2	32	24	3	12	97	7.5

***52 - - Kurt Looby, Forward/Center, 6-10, 210, Senior, St. John's, Antigua (Tyler, TX CC)**

- Two points and two blocks in win over Southeastern Louisiana
- Two points, seven rebounds, career-high three assists and two steals against Drake
- Four rebounds at Iowa State
- Seven rebounds in win at Northern Iowa
- Six points (3-3 FG's), eight rebounds and two steals in win over Eastern Illinois
- Nine points (4-4 FG's) and 12 rebounds (six offensive) vs. Louisiana-Monroe
- 10 rebounds and three blocks vs. Wake Forest
- 10 points, eight rebounds and two blocks vs. Utah State
- 12 points and eight rebounds vs. Bradley
- Seven points, five rebounds and tied a career-high with five blocks in win over Maryland Eastern Shore
- Eight points and five rebounds in win over Florida Gulf Coast
- Eight points and five rebounds in win over Florida Gulf Coast
- Four points, seven rebounds, four blocks and career-high four steals in win over Northern Colorado
- 10 rebounds, six points and two blocked shots in win over Idaho State
- 12 points, nine rebounds and two blocks shots in Blowout
- Co-winner of 2007 Most Improved Award
- Played in all 31 games in 2007, with 19 starts, averaging 3.8 points, 4.6 rebounds and 1.7 blocks per game
- Ranks eighth in single-season blocked shots with 53 in 2007



Looby, Game-by-Game

Opp.	S	FG	3-PT	FT	O-D-RE	PF	TP	A	T	B	S	M
Idaho State	Y	3-5	0-0	0-1	4-6-10	2	6	0	3	2	0	30
N. Colorado	Y	1-1	0-0	2-2	1-6-7	2	4	2	2	4	4	28
FL Gulf Coast	Y	4-5	0-0	0-0	1-4-5	2	8	0	1	1	0	24
MD E. Shore	Y	3-3	0-0	1-2	0-5-5	0	7	0	2	5	0	24
Bradley (n)	Y	5-8	0-0	2-4	5-3-8	1	12	1	1	1	0	27
Utah St. (n)	Y	5-6	0-0	0-0	3-5-8	2	10	2	0	2	1	33
Wake Forest	Y	0-1	0-0	0-1	2-8-10	1	0	0	3	3	1	16
LA-Monroe	Y	4-4	0-0	1-4	6-6-12	2	9	1	3	0	1	29
E. Illinois	Y	3-3	0-0	0-0	1-7-8	5	6	1	2	1	2	25
at Northern IA	Y	0-1	0-0	0-0	3-4-7	3	0	1	1	0	0	19
at Iowa State	Y	0-1	0-0	0-0	1-3-4	3	0	0	0	0	1	17
Drake	N	1-5	0-0	0-0	1-6-7	2	2	3	0	0	2	24
SE Louisiana	Y	1-2	0-0	0-0	0-1-1	1	2	0	2	2	0	9
Indiana												
at Wisconsin												
at Ohio State												
Mich. State												
Purdue												
at Michigan												
at Indiana												
Penn State												
at Purdue												
Ohio State												
Wisconsin												
at Minnesota												
Michigan												
Northwestern												
at Mich. State												
at Penn State												
Illinois												
at Northwestern												
Big Ten Tournament												

Career Bests


- Points:** 13, twice, last vs. Villanova, 11/20/06
- Rebounds:** 14 vs. The Citadel, 11/13/06
- FGM:** 5, three times, last vs. Utah State, 11/24/07
- FGA:** 9 vs. Toledo, 11/17/06
- FTM:** 7 vs. Villanova, 11/20/06
- FTA:** 8 vs. Villanova, 11/20/06
- Assists:** 3 vs. Drake, 12/14/07
- Steals:** 4 vs. Northern Colorado, 11/14/07
- Blocks:** 5, four times, last vs. Maryland Eastern Shore, 11/20/07
- Minutes:** 33 vs. Utah State, 11/24/07

Career Statistics

YEAR	G/GS	FG-A	PCT	3-PT	PCT	FT-A	PCT	O-D-RB	AVG	PF-DI	AS	TO	BK	ST	PTS	AVG
Jun.	31/19	45-84	.536	0-0	.000	28-48	.583	56-87-143	4.6	98-5	13	19	53	19	118	3.8
Sen.	13/12	30-45	.667	0-0	.000	6-14	.429	30-62-92	7.1	26-1	11	20	22	11	66	5.1
Career	44/31	75-129	.581	0-0	.000	34-62	.548	86-149-235	5.3	124-6	27	39	75	30	184	4.2

2 - - David Palmer, Center, 6-9, 240, Sophomore, Antioch, TN (Oak Hill Academy)

- Three points in win over Eastern Illinois
- Seven points vs. Wake Forest
- Three points vs. Bradley
- Three rebounds in exhibition win over Simpson College
- Eight rebounds and two assists in Blow-out
- Sat out 2006-07 season as a redshirt after transferring from Seton Hall
- Six rebounds, two points and two blocked shots in Black and Gold Blowout
- Played his freshman season at Seton Hall, seeing action in 27 games



Palmer, Game-by-Game

Opp.	S	FG	3-PT	FT	O-D-RE	PF	TP	A	T	B	S	M
Idaho State					DNP							
N. Colorado	N	0-0	0-0	0-0	0-0-0	1	0	0	1	0	0	1
FL Gulf Coast					DNP							
MD E. Shore	N	0-0	0-0	0-0	1-0-1	0	0	0	0	0	0	5
Bradley (n)	N	1-3	1-2	0-0	0-0-0	1	3	0	1	0	0	7
Utah St. (n)	N	0-1	0-0	0-0	0-0-0	1	0	0	0	0	0	4
Wake Forest	N	2-3	1-1	2-4	1-0-1	1	7	0	1	0	1	6
LA-Monroe	N	0-0	0-0	0-0	0-0-0	0	0	0	0	0	0	3
E. Illinois	N	1-4	0-1	1-1	0-1-1	0	3	0	0	0	1	6
at Northern IA	N	0-0	0-0	0-0	0-0-0	1	0	0	0	0	0	1
at Iowa State	N	0-1	0-1	0-0	0-0-0	2	0	0	1	0	0	1
Drake	N	0-0	0-0	0-0	0-1-1	1	0	0	1	0	0	3
SE Louisiana	N	0-1	0-0	0-0	0-1-1	1	0	0	1	0	0	4
Indiana												
at Wisconsin												
at Ohio State												
Mich. State												
Purdue												
at Michigan												
at Indiana												
Penn State												
at Purdue												
Ohio State												
Wisconsin												
at Minnesota												
Michigan												
Northwestern												
at Mich. State												
at Penn State												
Illinois												
at Northwestern												
Big Ten Tournament												

Career Bests

Points: 11 vs. Morgan State, 12/29/05
Rebounds: 7 vs. Morgan State, 12/29/05
FGM: 5 vs. Morgan State, 12/29/05
FGA: 10 vs. Monmouth, 12/8/05
FTM: 2, three times, last vs. Wake Forest, 11/26/07
FTA: 4, twice, last vs. Wake Forest, 11/26/07
Assists: 1, three times, last vs. South Florida, 2/8/06
Steals: 1, seven times, last vs. Eastern Illinois, 12/1/07
Blocks: 1, three times, last vs. South Florida, 1/20/06
Minutes: 21 vs. Monmouth, 12/8/05

Career Statistics

YEAR	G/GS	FG-A	PCT	3-PT	PCT	FT-A	PCT	O-D-RB	AVG	PF-DI	AS	TO	BK	ST	PTS	AVG
*Fresh.	27/0	35-77	.455	0-1	.000	10-17	.588	25-28-53	2.0	52-0	3	10	5	5	80	3.0
Soph.	11/0	4-13	.308	2-5	.400	3-5	.600	2-3-5	0.5	9-0	0	6	0	2	13	1.2
Career	38/0	39-90	.433	2-6	.333	13-22	.591	27-31-58	1.5	61-0	3	16	5	7	93	2.4

* - 2005-06 at Seton Hall

30 - - Jeff Peterson, Guard, 6-0, 185, Freshman, Hyattsville, MD (DeMatha Catholic HS)

- Seven points, tied a career-high with five rebounds and five assists against Drake
- Four points and tied career-highs with five rebounds and two steals at Iowa State
- Did not play at Northern Iowa due to death in the family
- Two points, two rebounds and two assists in win over Eastern Illinois
- Nine points, career-high five rebounds and three assists vs. Louisiana-Monroe
- Five points, three rebounds and seven assists vs. Wake Forest
- Four points and five assists vs. Utah State
- Nine points and four assists in win over Florida Gulf Coast
- Career-high 20 points, two rebounds, two assists and two steals in win over Northern Colorado
- 12 points, nine assists, four rebounds and two steals in in over Idaho State in first college game
- 11 points, four rebounds and four assists in Blowout
- Earned first team all-conference honors as a senior and was honorable mention all-Metro in the Washington, DC area
- Averaged 13.9 points, 7.7 assists, 3.4 rebounds and 1.8 steals per game as a senior, shooting 43% from three-point range and 79% from the free throw line
- Led DeMatha to a 33-6 record as a senior, leading DeMatha to its third straight Washington, DC city championship



Peterson, Game-by-Game

Opp.	S	FG	3-PT	FT	O-D-RE	PF	TP	A	T	B	S	M
Idaho State	Y	3-9	2-3	4-4	0-4-4	0	12	9	0	0	2	38
N. Colorado	Y	7-10	1-2	5-9	0-2-2	3	20	2	6	0	2	36
FL Gulf Coast	Y	7-17	2-9	3-5	3-4-7	1	19	3	4	1	3	36
MD E. Shore	Y	0-3	0-0	2-2	0-1-1	5	2	1	2	0	0	23
Bradley (n)	Y	2-10	1-5	0-0	0-0-0	2	5	3	4	0	0	40
Utah St. (n)	Y	1-6	0-2	2-2	1-0-1	5	4	5	3	0	0	26
Wake Forest	Y	2-9	0-4	1-7	0-3-3	3	5	7	7	0	1	40
LA-Monroe	Y	2-6	2-3	3-4	1-4-5	3	9	3	8	0	1	38
E. Illinois	Y	1-6	0-3	0-0	0-2-2	0	2	2	3	0	1	36
at Northern IA					DNP							
at Iowa State	N	2-10	0-1	0-0	1-4-5	2	4	2	3	0	2	32
Drake	Y	3-6	1-3	0-0	1-4-5	4	7	5	3	0	1	31
SE Louisiana	Y	0-2	0-1	0-0	0-1-1	1	0	0	2	0	1	12
Indiana												
at Wisconsin												
at Ohio State												
Mich. State												
Purdue												
at Michigan												
at Indiana												
Penn State												
at Purdue												
Ohio State												
Wisconsin												
at Minnesota												
Michigan												
Northwestern												
at Mich. State												
at Penn State												
Illinois												
at Northwestern												
Big Ten Tournament												

Career Bests

- Points:** 20 vs. Northern Colorado, 11/14/07
- Rebounds:** 5, three times, last vs. Drake, 12/14/07
- FGM:** 7 vs. Northern Colorado, 11/14/07
- FGA:** 10, twice, last vs. Bradley, 11/23/07
- FTM:** 4 vs. Northern Colorado, 11/14/07
- FTA:** 9 vs. Northern Colorado, 11/14/07
- Assists:** 9 vs. Idaho State, 11/9/07
- Steals:** 2, three times, last at Iowa State, 12/8/07
- Blocks:**
- Minutes:** 40, twice, last vs. Wake Forest, 11/26/07

Career Statistics

YEAR	G/GS	FG-A	PCT	3-PT	PCT	FT-A	PCT	O-D-RB	AVG	PF-DI	AS	TO	BK	ST	PTS	AVG
Fresh.	12/11	26-81	.321	7-28	.250	20-32	.625	4-25-29	2.4	31-2	43	47	0	12	79	6.6

**44 - - Cyrus Tate, Forward, 6-8, 240, Junior, Chicago, IL (Northeast, NE CC)*

- 10 points (3-3 FGs) and six rebounds in win over Southeastern Louisiana
- Eight points and four rebounds in win at Northern Iowa
- Four points vs. Louisiana-Monroe
- Did not play vs. Utah State due to injury
- Played just five minutes vs. Bradley due to injury
- Nine points, two rebounds and two assists in win over Maryland Eastern Shore
- Six points and two rebounds in win over Florida Gulf Coast
- Seven points, three rebounds and two steals in win over Northern Colorado
- Five points, eight rebounds and two steals in win over Idaho State
- Four points, six rebounds and three blocks in exhibition win over Simpson College
- Played in all 31 games in 2007, with 22 starts, averaging 4.2 points and 4.4 rebounds per game



Tate, Game-by-Game

Opp.	S	FG	3-PT	FT	O-D-RE	PF	TP	A	T	B	S	M
Idaho State	N	2-2	0-0	1-1	1-7-8	2	5	0	2	0	2	18
N. Colorado	N	2-3	0-0	3-4	1-2-3	3	7	0	3	0	2	18
FL Gulf Coast	N	3-5	0-0	0-1	0-2-2	3	6	1	4	0	0	17
MD E. Shore	N	2-3	0-0	5-6	0-2-2	4	9	2	3	1	0	13
Bradley (n)	N	0-2	0-0	0-0	1-0-1	1	0	0	2	0	0	5
Utah St. (n)					INJ							
Wake Forest	N	1-3	0-0	0-0	0-2-2	1	2	0	1	0	0	15
LA-Monroe	N	1-3	0-0	2-3	0-0-0	0	4	0	1	0	0	8
E. Illinois	N	0-0	0-0	0-0	0-1-1	2	0	1	3	1	0	9
at Northern IAN	N	3-5	0-0	2-3	2-2-4	5	8	0	2	0	0	20
at Iowa State	N	0-0	0-0	0-0	0-0-0	1	0	0	1	0	0	8
Drake	N	0-0	0-0	0-0	0-0-0	0	0	0	1	0	0	4
SE Louisiana	N	3-3	0-0	4-7	1-5-6	5	10	0	3	0	0	14
Indiana												
at Wisconsin												
at Ohio State												
Mich. State												
Purdue												
at Michigan												
at Indiana												
Penn State												
at Purdue												
Ohio State												
Wisconsin												
at Minnesota												
Michigan												
Northwestern												
at Mich. State												
at Penn State												
Illinois												
at Northwestern												
Big Ten Tournament												

Career Bests

Points: 14 vs. Michigan State, 1/4/07
Rebounds: 10, twice, last vs. Purdue, 2/21/07
FGM: 6 vs. The Citadel, 11/13/06
FGA: 8, twice, last vs. Wisconsin, 1/28/07
FTM: 5, twice, last vs. Maryland Eastern Shore, 11/20/07
FTA: 6 vs. Maryland Eastern Shore, 11/20/07
Assists: 2, four times, last vs. Maryland Eastern Shore, 11/20/07
Steals: 3 vs. Purdue, 2/21/07
Blocks: 1, nine times, last vs. Eastern Illinois, 12/1/07
Minutes: 35 vs. Wisconsin, 1/28/07

Career Statistics

YEAR	G/GS	FG-A	PCT	3-PT	PCT	FT-A	PCT	O-D-RB	AVG	PF-DI	AS	TO	BK	ST	PTS	AVG
Soph.	31/22	48-104	.462	0-0	.000	35-53	.660	47-88-135	4.4	93-4	13	42	8	17	131	4.2
Jun.	12/0	17-29	.586	0-0	.000	17-25	.680	6-23-29	2.4	7-2	4	26	2	4	51	4.3
Career	43/22	65-133	.489	0-0	.000	52-78	.667	53-111-164	3.8	120-6	17	68	10	21	182	4.2

Iowa Hawkeyes
Iowa Hawkeyes Combined Team Statistics (as of Dec 29, 2007)
All games

RECORD:	OVERALL	HOME	AWAY	NEUTRAL
ALL GAMES.....	(7-6)	(6-3)	(1-1)	(0-2)
CONFERENCE.....	(0-0)	(0-0)	(0-0)	(0-0)
NON-CONFERENCE.....	(7-6)	(6-3)	(1-1)	(0-2)

## Player	GP-GS	Min--Avg	---TOTAL---		---3-PTS---		FT-FTA	Pct	----REBOUNDS----				PF	FO	A	TO	Blk	Stl	Pts	Avg
			FG-FGA	Pct	3FG-FGA	Pct			Off	Def	Tot	Avg								
24 Johnson, Justin....	13-13	464 35.7	65-167	.389	43-118	.364	18-27	.667	16	46	62	4.8	24	0	24	32	9	12	191	14.7
11 Freeman, Tony.....	3-0	80 26.7	11-29	.379	8-15	.533	9-13	.692	3	7	10	3.3	4	0	7	6	0	3	39	13.0
32 Kelly, Jake.....	13-6	357 27.5	32-85	.376	13-27	.481	20-26	.769	7	27	34	2.6	35	2	32	24	3	12	97	7.5
50 Cole, Jarryd.....	13-6	302 23.2	36-54	.667	0-1	.000	14-31	.452	26	36	62	4.8	37	1	3	23	2	7	86	6.6
30 Peterson, Jeff.....	12-11	385 32.1	26-81	.321	7-28	.250	20-32	.625	4	25	29	2.4	31	2	43	47	0	12	79	6.6
52 Looby, Kurt.....	13-12	305 23.5	30-45	.667	0-0	.000	6-14	.429	30	62	92	7.1	26	1	11	20	22	11	66	5.1
15 Bohall, Dan.....	9-7	178 19.8	12-36	.333	4-22	.182	16-20	.800	3	15	18	2.0	19	0	24	18	0	2	44	4.9
44 Tate, Cyrus.....	12-0	149 12.4	17-29	.586	0-0	.000	17-25	.680	6	23	29	2.4	27	2	4	26	2	4	51	4.3
04 Angle, J.R.....	11-2	147 13.4	14-32	.438	12-26	.462	5-10	.500	5	17	22	2.0	14	0	7	8	1	4	45	4.1
53 Gorney, Seth.....	13-8	216 16.6	16-40	.400	0-2	.000	7-9	.778	9	35	44	3.4	14	0	7	9	3	1	39	3.0
02 Palmer, David.....	11-0	42 3.8	4-13	.308	2-5	.400	3-5	.600	2	3	5	0.5	9	0	6	0	2	13	1.2	
TEAM.....									18	27	45	3.5	0		4					

Total.....	13	2625	263-611	.430	89-244	.365	135-212	.637	129	323	452	34.8	240	8	162	223	42	70	750	57.7
Opponents.....	13	2625	249-652	.382	79-247	.320	142-225	.631	130	267	397	30.5	228	7	156	170	28	107	719	55.3

TEAM STATISTICS	IOWA	OPP	DATE	OPPONENT	W/L	SCORE	ATTEND

SCORING.....	750	719	11/09/07	IDAHO STATE	W	58-43	10201
Points per game.....	57.7	55.3	11/14/07	NORTHERN COLORADO	W	59-47	8483
Scoring margin.....	+2.4	-	%11/18/07	FLORIDA GULF COAST	W	62-49	9183
FIELD GOALS-ATT.....	263-611	249-652	%11/20/07	MD EASTERN SHORE	W	65-48	8583
Field goal pct.....	.430	.382	@11/23/07	vs Bradley	L	56-67	850
3 POINT FG-ATT.....	89-244	79-247	@11/24/07	vs Utah State	L	62-75	900
3-point FG pct.....	.365	.320	11/26/07	WAKE FOREST	L	47-56	9120
3-pt FG made per game..	6.8	6.1	+11/30/07	LOUISIANA-MONROE	LOT	67-72	9158
FREE THROWS-ATT.....	135-212	142-225	+12/01/07	EASTERN ILLINOIS	W	57-45	9107
Free throw pct.....	.637	.631	12/05/07	at UNI	W	62-55	7043
REBOUNDS.....	452	397	12/08/07	at Iowa State	L	47-56	14376
Rebounds per game.....	34.8	30.5	12/14/07	DRAKE	L	51-56	9863
Rebounding margin.....	+4.2	-	12/29/07	SE LOUISIANA	W	57-50	10806
ASSISTS.....	162	156					
Assists per game.....	12.5	12.0		% - - South Padre Island Invitational (Iowa City, IA)			
TURNOVERS.....	223	170		@ - - South Padre Island Invitational (South Padre Island, TX)			
Turnovers per game.....	17.2	13.1		+ - - Hawkeye Challenge, Iowa City, IA			
Turnover margin.....	-4.1	-		* - - Big Ten Conference Game			
Assist/turnover ratio..	0.7	0.9					
STEALS.....	70	107					
Steals per game.....	5.4	8.2					
BLOCKS.....	42	28					
Blocks per game.....	3.2	2.2					
WINNING STREAK.....	1	-					
Home win streak.....	1	-					
ATTENDANCE.....	84504	23169					
Home games-Avg/Game....	9-9389	2-10710					
Neutral site-Avg/Game..	-	2-875					

SCORE BY PERIODS:	1st	2nd	OT	Total

Iowa Hawkeyes.....	333	405	12	- 750
Opponents.....	341	361	17	- 719

January 2, 2008**Game-By-Game Results****Includes 13 Games****Overall: 7-6;****Big Ten: 0-0;****Home: 6-3;****Away: 1-1;****Neutral: 0-2**

Date	Opponent	Result	Attend.	Top Scorer	Top Rebounder
Nov. 9	Idaho State	W, 58-43	10,201	Justin Johnson, 21	Kurt Looby, 10
Nov. 14	Northern Colorado	W, 59-47	8,483	Jeff Peterson, 20	Kurt Looby, 7
% Nov. 18	Florida Gulf Coast	W, 62-49	9,183	Justin Johnson, 19	Seth Gorney, 11
% Nov. 20	Maryland Eastern Shore	W, 65-48	8,583	Justin Johnson, 19	Jarryd Cole, 7
@ Nov. 23	Bradley (n)	L, 56-67	850	Justin Johnson, 16	Kurt Looby, 8
@ Nov. 24	Utah State (n)	L, 62-75	900	Justin Johnson, 14	Kurt Looby, 8
Nov. 26	Wake Forest	L, 47-56	9,120	Jarryd Cole, 14	Kurt Looby, 10
+ Nov. 30	Louisiana-Monroe	L, 67-72	9,158	Justin Johnson, 26	Kurt Looby, 12
+ Dec. 1	Eastern Illinois	W, 57-45	9,107	Justin Johnson, 25	Kurt Looby, 8
Dec. 5	at Northern Iowa	W, 62-55	7,043	Jake Kelly, 19	Kurt Looby, 7
Dec. 8	at Iowa State	L, 47-56	14,376	Jarryd Cole, 15	Jarryd Cole, 9
Dec. 14	Drake	L, 51-56	9,863	Jarryd Cole, 12	Kurt Looby, 7
Dec. 29	Southeastern Louisiana	W, 57-50	10,806	Tony Freeman, 15	Tony Freeman, 7
* Jan. 2	Indiana				
* Jan. 5	at Wisconsin				
* Jan. 9	at Ohio State				
* Jan. 12	Michigan State				
* Jan. 16	Purdue				
* Jan. 19	at Michigan				
* Jan. 23	at Indiana				
* Jan. 26	Penn State				
* Jan. 30	at Purdue				
* Feb. 2	Ohio State				
* Feb. 6	Wisconsin				
* Feb. 9	at Minnesota				
* Feb. 14	Michigan				
* Feb. 19	Northwestern				
* F. 23-24	at Michigan State				
* Feb. 27	at Penn State				
* Mar. 1-2	Illinois				
* Mar. 4-6	at Northwestern				
M. 13-16	at Big Ten Tournament				

% -- South Padre Island Invitational (Iowa City, IA)

@ -- South Padre Island Invitational (South Padre Island, TX)

+ -- Hawkeye Challenge, Iowa City, IA

* -- Big Ten Conference Game

Attendance Summary	Games	Totals	Average
Home	9	84,504	9,389
Away	2	21,419	10,710
Neutral	2	1,750	875
Totals	13	107,673	8,283

January 2, 2008**Season & Career Bests****Includes 13 Games****Season Bests**

Player	Points	Rebounds	Assists	Blocks	Steals
J.R. Angle	10, SE Louisiana	6, No. Iowa	3, E. Illinois	1, SE Louisiana	3, SE Louisiana
Dan Bohall	14, N. Colorado	6, N. Colorado	6, Idaho St.		2, Florida G. Coast
Jarryd Cole	15, at IA State	9, at IA State	1, three times	1, Utah State	3, Florida G. Coast
Tony Freeman	15, UNI/SE LA	7, SE Louisiana	4, SE Louisiana		3, SE Louisiana
Seth Gorney	8, N. Colo/Utah St.	11, Florida G. Coast	3, Bradley	1, three times	1, MD E. Shore
Justin Johnson	26, LA-Monroe	10, LA-Monroe	4, N. Colo/SE LA	2, ID State/UMES	3, Florida G. Coast
Jake Kelly	19, No. Iowa	5, MD Eastern Shore	6, LA-Monroe	2, MD E. Sh./Drake	3, MD E.Shore
Kurt Looby	12, Bradley	12, LA-Monroe	3, Drake	5, MD E. Shore	4, N. Colorado
David Palmer	7, Wake Forest	1, 3x, last vs. E. Ill			1, Wake Forest/E. Ill
Jeff Peterson	20, N. Colorado	5, ULM/at IA State	9, Idaho State		2, three times
Cyrus Tate	10, SE Louisiana	8, Idaho State	2, MD Eastern Shore	1, UMES/E. Ill	2, Idaho St./N. Co.

Career Bests

Player	Points	Rebounds	Assists
J.R. Angle	10, SE Louisiana	6, at Northern Iowa	2, Purdue, '07
Dan Bohall	14, N. Colorado	6, N. Colorado/ Wake Forest	6, Idaho State
Jarryd Cole	15, at Iowa State	9, at Iowa State	1, N.Colorado & Utah State
Tony Freeman	16, Alabama, '07	9, Minnesota, '07	11 vs. Citadel, '07
Seth Gorney	12, at Indiana, '07	11, Florida Gulf Coast	3 vs. Alabama, '07; Bradley
Justin Johnson	26, LA-Monroe	10, LA-Monroe	4, four times, last vs. SE LA
Jake Kelly	19, at Northern Iowa	6, LA-Monroe	3, MD Eastern Shore
Kurt Looby	13, Toledo/Villanova, '07	14 vs. Citadel, '07	3, four times, '07
David Palmer	7, Wake Forest	1, 3x, last vs. Eastern Illinois	
Jeff Peterson	20, N. Colorado	5, LA-Monroe/at Iowa State	9, Idaho State
Cyrus Tate	14, Michigan St., '07	10, Wisconsin/Purdue, '07	2 at VA Tech, '07, MD E.Shore

NOTE: Career bests occurred in 2007-08 unless otherwise noted.

January 2, 2008

Individual Points/Rebounds

Includes 13 Games

	A N G L E	B O H A L L	C O L E	F R E E M A N	G O R D O N Y	J O H N S O N	K E L L Y	L O O B Y	P A L M E R	P E T E R S O N	T A T E
Idaho State	DNP	5#6	2-1	INJ	3#3	21#4	4-4	6#10	DNP	12#9	5-8
Northern Colorado	0-0	14#6	0-1	INJ	8#4	3#3	3-0	4#7	0-0	20#2	7-3
% Florida Gulf Coast	DNP	8#4	7-4	INJ	2#11	19#7	3-2	8#5	DNP	9#0	6-2
% MD Eastern Shore	0-0	10#2	6-7	INJ	4#6	19#3	8-5	7#5	0-1	2#1	9-2
@Bradley (n)	3-3	0#1	0-2	INJ	6#5	16#5	11-4	12#8	3-0	5#0	0-1
@ Utah State (n)	6-1	2#2	10-6	INJ	8#2	14#1	8-3	10#8	0-0	4#1	INJ
Wake Forest	2-3	0#0	14-7	INJ	0#0	8#7	9-2	0#10	7-1	5#3	2-2
+ Louisiana-Monroe	4-1	5-0	4#7	INJ	4-4	26#10	2#2	9#12	0-0	9#5	4-0
+ Eastern Illinois	8-4	0-0	10#4	INJ	0-0	25#5	3#2	6#8	3-1	2#2	0-1
at Northern Iowa	3#6	DNP	2#5	15-1	2-5	13#4	19#3	0#7	0-0	DNP	8-4
at Iowa State	6#4	DNP	15#9	INJ	0-1	9#5	13#5	0#4	0-0	4-5	0-0
Drake	3-0	DNP	12#5	9-2	2#2	8#4	8#1	2-7	0-1	7#5	0-0
Southeastern Louisiana	10-0	DNP	4#4	15-7	0-1	10#4	6#1	2#1	0-1	0#1	10-6
* Indiana											
* at Wisconsin											
* at Ohio State											
* Michigan State											
* Purdue											
* at Michigan											
* at Indiana											
* Penn State											
* at Purdue											
* Ohio State											
* Wisconsin											
* at Minnesota											
* Michigan											
* Northwestern											
* at Michigan State											
* at Penn State											
* Illinois											
* at Northwestern											
Big Ten Tournament											

% -- South Padre Island Invitational (Iowa City, IA)

@ -- South Padre Island Invitational (South Padre Island, TX)

+ -- Hawkeye Challenge, Iowa City, IA

* -- Big Ten Conference Game

-- Denotes starting line-up

*January 2, 2008**The Last Time . . .**Includes 13 Games*

The Last Time a Player . . .***Had 30 or more points***

Iowa - - 30, Adam Haluska, at Penn State, 2/28/07
Opponent - - 32, Ed Tyson, Maryland Eastern Shore, 11/20/07

Made at least 90% of his FGA (10 att.)

Iowa - - .909 (9-10), Luke Recker vs. Purdue, 3/07/02
Opponent - - .923 (12-13), Greg Oden, Ohio State, 1/20/07

Made 100% of his FTA (10 att.)

Iowa - - 1.000 (10-10), Tyler Smith vs. Indiana 2/3/07
Opponent - - 1.000 (10-10), Vincent Grier, Minnesota, 2/18/06

Had 15 or more rebounds

Iowa - - 23, Greg Brunner vs. Minnesota, 1/18/06
Opponent - - 17, Marco Killingsworth, Indiana, 2/11/06

Had 10 or more assists

Iowa - - 10, Jeff Horner vs. Ohio State (Big Ten Tournament), 3/12/06
Opponent - - 10, Travis Walton, Michigan State, 2/17/07

Had 5 or more blocks

Iowa - - 5, Kurt Looby vs. Maryland Eastern Shore, 11/20/07
Opponent - - 5, Daniel Ruffin, Bradley, 11/23/07

Had 5 or more steals

Iowa - - 5, Tyler Smith at Wisconsin, 2/10/07
Opponent - - 5, Vedran Vukusic, Northwestern, 2/12/05

The Last Time A Team . . .***Scored 100 or more points***

Iowa - - 101, vs. Georgia State, 12/20/06
Opponent - - 106, by North Carolina, 11/24/04

Scored 40 or fewer points

Iowa - - 39 vs. Indiana, 1/10/49
Opponent - - 38, by Penn State, 3/1/06

Won an overtime game

Iowa - - 76-72 (3OT) vs. Minnesota, 1/18/06
Opponent - - 72-67 (1 OT), by Louisiana-Monroe, 11/30/07

Made at least 60% of its FGA (20 att.)

Iowa - - .653 (32-44) vs. Michigan, 2/4/06
Opponent - - .633 (31-49), by Minnesota, 2/7/07

Made at least 50% of its 3-pt. FGA (8 att.)

Iowa - - .588 (10-17), at Northern Iowa, 12/05/07
Opponent - - .588 (10-17), by Utah State, 11/24/07

Made at least 90% of its FTA (10 att.)

*Iowa - - 1.000 (20-20) vs. Western Illinois, 11/19/04
Opponents - - .900 (9-10), by Robert Morris, 12/22/05

* - - School Record

Individual Highs

Points:	26	Justin Johnson vs. Louisiana-Monroe
Field Goals:	9 (13 att.)	Justin Johnson vs. Eastern Illinois
Field Goal Attempts:	18 (made 8)	Justin Johnson vs. Louisiana-Monroe
Field Goal Percentage (8 att.):	.700 (7-10)	Jarryd Cole at Iowa State
3-pt. Field Goals:	7 (12 att., 10 att.)	Justin Johnson vs. Idaho State, Eastern Illinois
3-pt. Field Goal Attempts:	15 (made 6)	Justin Johnson vs. Louisiana-Monroe
3-pt. Field Goal Percentage (4 att.):	.700 (7-10)	Justin Johnson vs. Eastern Illinois
Free Throws:	7 (8 att.)	Bohall vs. Northern Colo./(11 att.), Freeman vs. SE Louisiana
Free Throw Attempts:	11 (made 7)	Tony Freeman vs. Southeastern Louisiana
Free Throw Percentage (7 att):	1.000 (6-6)	Dan Bohall vs. Maryland Eastern Shore
Rebounds:	12	Kurt Looby vs. Louisiana-Monroe
Assists:	9	Jeff Peterson vs. Idaho State
Blocked Shots:	5	Kurt Looby vs. Maryland Eastern Shore
Steals:	4	Kurt Looby vs. Northern Colorado

Team Highs

Iowa	Points	Opponent
67 vs. Maryland Eastern Shore	Field Goals	75 by Utah State
23 (48 att.) vs. Florida Gulf Coast	Field Goals Attempts	24, three times, last vs. LA-Monroe (50 att.)
56 (made 18) at Iowa State	FG Percentage	60 (made 17) by Maryland Eastern Shore
.500 (22-44) at Northern Iowa	FG Percentage	.500 (24-48) by Utah State
10, three times, last at Northern Iowa (17 att.)	3-pt. Field Goals	11 (28 att.) by Bradley
22 (made 9, made 10) vs. LA-Monroe, E. Ill.	3-pt. FG Attempts	28 (made 11) by Bradley
.476 (10-21) vs. Idaho State	3-pt. FG Percentage	.588 (10-17) by Utah State
26 (32 att.) vs. Maryland Eastern Shore	Free Throws	20 (27 att.) by Iowa State
32 (made 26) vs. Maryland Eastern Shore	FT Attempts	29 (made 14) by Louisiana-Monroe
.889 (8-9), at Northern Iowa	FT Percentage	.810 (17-21) by Utah State
43 vs. Louisiana-Monroe	Rebounds	40 by Iowa State
17 vs. Idaho State & Bradley	Assists	21 by Utah State
10 vs. Maryland Eastern Shore	Blocked Shots	6 by Iowa State
12 vs. Southeastern Louisiana	Steals	13 by Louisiana-Monroe
29 vs. Louisiana-Monroe	Turnovers	23 by Northern Colorado
23 vs. Wake Forest	Fouls	25 by MD Eastern Shore & SE Louisiana

Team Lows

Iowa	Points	Opponent
47 vs. Wake Forest/at Iowa State	Field Goals	43 by Idaho State
16 (43 att.) vs. Southeastern Louisiana	Field Goals Attempts	14 (att. 37) by Eastern Ill.
40 (made 19, 17) vs. Northern CO, Maryland E.S.	FG Percentage	37 (made 14) by Eastern Ill.
.321 (18-56) at Iowa State	FG Percentage	.283 (17-60) by Maryland Eastern Shore
2 (Att. 15) vs. Wake Forest	3-pt. Field Goals	1 (20 att., 15 att.) by Idaho St., Wake Forest
11 (made 3) vs. Northern Colorado	3-pt. FG Attempts	10 (made 5) by Eastern Ill.
.133 (2-15) vs. Wake Forest	3-pt. FG Percentage	.005 (1-20) by Idaho State
0 (0 att.) vs. Drake	Free Throws	4 (10, 8 att.) by SE Louisiana
0 (made 0) vs. Drake	FT Attempts	8 (made 5) by Maryland Eastern Shore
.000 (0-0) vs. Drake	FT Percentage	.400 (4-10) by SE Louisiana
28 vs. Northern Colorado & SE Louisiana	Rebounds	16 by Northern Iowa
8 at Northern Iowa/at Iowa State	Assists	6 by Wake Forest
0 vs. Louisiana-Monroe	Blocked Shots	0 by Eastern Ill., Drake
2 at Iowa State	Steals	3 by Utah State
7 vs. Utah State	Turnovers	6 by Iowa State
15 vs. Bradley	Fouls	11 by Eastern Ill.

January 2, 2008

Iowa's Record When . . .

Includes 13 Games

When playing at home:	6-3	When leading at the half:	6-1	When wearing White:	6-5
When playing on the road:	1-1	When trailing at the half:	1-5	When wearing Black:	1-1
When playing on a neutral court:	0-2	When tied at the half:	0-0	When wearing Gold:	0-0
When Iowa scores 100 points or more:	0-0	Iowa field goal percentage at home:	179-411	.436	
When Iowa scores 90-99 points:	0-0	Iowa field goal percentage on road:	84-200	.420	
When Iowa scores 80-89 points:	0-0	Iowa 3-point percentage at home:	59-165	.358	
When Iowa scores 70-79 points:	0-0	Iowa 3-point percentage on road:	30-79	.380	
When Iowa scores under 70 points:	7-6	Iowa free throw percentage at home:	106-170	.624	
		Iowa free throw percentage on road:	29-42	.690	
When opponent scores 100 points or more:	0-0	On Sunday:	1-0		
When opponent scores 90-99 points:	0-0	On Monday:	0-1		
When opponent scores 80-89 points:	0-0	On Tuesday:	1-0		
When opponent scores 70-79 points:	0-2	On Wednesday:	2-0		
When opponent scores 60-69 points:	0-1	On Thursday:	0-0		
When opponent scores fewer than 60 points:	7-3	On Friday:	1-3		
		On Saturday:	2-2		
When Iowa shoots at least 50% from the field:	1-0	On Big Ten Network:	6-2		
When Iowa shoots less than 50% from the field:	6-6	On CBS:	0-0		
When opponent shoots at least 50% from the field:	0-1	On ESPN:	0-0		
When opponent shoots less than 50% from the field:	7-5	On ESPN2:	0-1		
When Iowa has higher FG% than opponent:	6-4	On ESPNU:	0-1		
When opponent has higher FG%:	1-2	On Fox Sports:	1-0		
When FG% is equal:	0-0	On Opponent Network:	0-0		
When Iowa outrebounds opponent:	5-3	No Television:	0-1		
When opponent has more rebounds:	2-2	CSTV:	0-1		
When rebounds are equal:	0-1				
When Iowa shoots at least 80% from the line:	2-1	Most Points, First Half:	33 at Northern Iowa		
When Iowa shoots less than 80% from the line:	5-5	Fewest Points, First Half:	17 vs. Wake Forest		
When opponent shoots at least 80% from the line:	1-1	Most Points Allowed, First Half:	37 vs. Bradley		
When opponent shoots less than 80% from the line:	6-5	Fewest Points Allowed, First Half:	16 vs. Idaho State		
When Iowa shoots more free throws than opponent:	3-0	Most Points, Second Half:	44 vs. Maryland E. Shore		
When opponent shoots more free throws:	4-6	Fewest Points, Second Half:	24 vs. Louisiana-Monroe		
When free throws attempts are equal:	0-0	Most Points Allowed, Second Half:	39 vs. Utah State		
When Iowa has higher FT% than opponent:	6-2	Fewest Points Allowed, Second Half:	19 vs. Florida G. Coast		
When opponent has higher FT%:	1-4	Largest Halftime Advantage:	15 vs. Idaho State		
When FT% is equal:	0-0	Largest Halftime Deficit:	16 vs. Wake Forest		
When Iowa shoots at least 50% from three-point range:	1-0				
When Iowa shoots less than 50% from three-point range:	6-6				
When opponent shoots at least 50% from three-point range:	1-1				
When opponent shoots less than 50% from three-point range:	6-5				
When Iowa has a higher three-point FG% than opponent:	4-4				
When opponent has a higher three-point FG%:	3-2				
When three-point FG% is equal:	0-0				
When Iowa has more assists than opponent:	4-4				
When opponent has more assists:	3-2				
When assists are equal:	0-0				
When Iowa has fewer turnovers than opponent:	2-0				
When opponent has fewer turnovers:	5-5				
When turnovers are equal:	0-1				
When Iowa has more steals than opponent:	3-0				
When opponent has more steals:	4-5				
When steals are equal:	0-1				

2007-08 Game Summaries

(1) IOWA 58, IDAHO STATE 43
November 9, 2007, Carver-Hawkeye Arena, Iowa City, IA

The Todd Lickliter era at Iowa began with a victory as Iowa opened the season with a 58-43 win over Idaho State. Trailing 4-2 in the opening minutes, Iowa used an 11-0 scoring run over the next four minutes to gain control. The Hawkeyes shot 52.4% from the field in building a 31-16 halftime advantage. Iowa shot 45.7% in the game, including 47.6% from three-point range.

The Iowa defense was impressive, holding Idaho State to 32.7% shooting in the game. The Bengals made just 1-20 (0.5%) from three-point range and Iowa held a 38-29 rebounding advantage.

Senior Justin Johnson led Iowa's scoring with a career-best 21 points, as he hit 7-12 three-point attempts. The seven treys rank as the third highest total at Iowa in a single game. Johnson added four rebounds and two blocked shots.

Freshman guard Jeff Peterson was responsible for getting the ball to Johnson, collecting nine assists and no turnovers while playing 38 minutes in his first college game. Peterson added 12 points and four rebounds. Senior Kurt Looby led the Hawkeyes with 10 rebounds and Dan Bohall added five points and six assists.

IDAHO STATE -- 43

Name	FG	3-PT	FT	RB	PF	TP	A	TO	BK	S	M
Kinghorn	1-6	0-2	1-2	4	0	3	2	1	0	2	23
Tatum	2-6	0-2	6-8	5	4	10	2	1	0	1	34
Steijn	5-9	0-0	0-1	6	3	10	0	1	0	0	35
Stucki	3-8	1-4	2-4	3	2	9	3	2	0	1	32
O'Brien	3-6	0-3	0-0	1	0	6	2	1	0	0	22
Morgan	1-4	0-2	1-2	2	0	3	0	1	0	1	18
Maye	0-0	0-0	0-0	0	1	0	1	1	0	2	16
Carson	0-0	0-0	0-0	0	1	0	0	0	0	0	2
Monroe	0-0	0-0	0-0	1	0	0	0	0	0	0	3
Kilpatrick	1-10	0-7	0-0	2	0	2	3	1	0	3	13
Taylor	0-0	0-0	0-0	0	1	0	0	0	0	0	2
Team				4							
Totals	16-49	1-20	10-17	28	12	43	13	9	0	10	200
	FG%:	.327	3PT%:	.050		FT%:	.588				

IOWA -- 58

Name	FG	3-PT	FT	RB	PF	TP	A	TO	BK	S	MN
Looby	3-5	0-0	0-1	10	2	6	0	3	2	0	30
Gorney	1-3	0-0	1-2	3	3	3	0	1	0	0	18
Bohall	2-8	1-5	0-0	3	3	5	6	5	0	0	32
Johnson	7-14	7-12	0-0	4	2	21	1	3	2	1	35
Peterson	3-9	2-3	4-4	4	0	12	9	0	0	2	38
Kelly	2-4	0-1	0-1	4	2	4	1	1	0	0	15
Tate	2-2	0-0	1-2	8	2	5	0	2	0	2	18
Cole	1-1	0-0	0-1	1	3	2	0	0	0	1	14
Team				2							
Totals	21-46	10-21	6-10	39	17	58	17	16	4	6	200
	FG%:	.457	3PT%:	.476		FT%:	.600				

Score by Periods:

Idaho State	16	27	43
Iowa	31	27	58

Attendance: 10,201

(2) IOWA 59, NORTHERN COLORADO 47
November 14, 2007, Carver-Hawkeye Arena, Iowa City, IA

After trailing by one point with 14 minutes to play and being tied at 40-40 with just under eight minutes remaining, Iowa used a 19-7 scoring run to close the game in taking a 59-47 win over visiting Northern Colorado.

Iowa led throughout most of the first half and settled for a 26-20 advantage at the break. After hitting the first basket of the second half for a 28-20 advantage, the Hawkeyes saw Northern Colorado rally. Northern took its one-point advantage with 14:13 to play before freshman guard Jeff Peterson answered with a basket. Northern later erased a six-point deficit on back-to-back three point shots as the teams were tied at 38 and again at 40.

From there Iowa gained the lead on two free throws by Cyrus Tate, and, following another basket by Peterson, found some breathing room after a three-point basket by Justin Johnson. The Hawkeyes iced the win by hitting 12-14 free throws in the final seven minutes.

The game was marked by turnovers, as Iowa had 22 errors and Northern Colorado 23. Iowa shot 47.5% from the field and held Northern Colorado to 36% shooting. The visitors held a 34-28 rebounding advantage, but hit just 8-14 (57.1%) free throws.

Peterson led Iowa with a career-high 20 points in just his second college game. Sophomore guard Dan Bohall added a career-best 14 points and collected six rebounds. Senior center Kurt Looby added seven rebounds, four blocked shots, four steals and two assists.

NORTHERN COLORADO -- 47

Name	FG	3-PT	FT	RB	PF	TP	A	TO	BK	S	M
Banks	3-6	0-0	4-4	6	2	10	0	2	2	0	31
Archibeque	2-7	0-0	2-4	4	2	6	1	1	0	0	31
Taibi	5-15	0-9	1-2	6	3	11	1	1	0	1	30
Palacios	1-4	0-1	0-1	2	2	2	1	1	0	2	24
Panagiotakopoulos	3-5	3-4	0-0	2	5	9	6	6	0	2	27
Figures	1-1	0-0	0-0	0	1	2	0	3	0	0	11
Anderson	0-0	0-0	0-0	0	0	0	0	0	0	0	2
Garrett	0-3	0-0	0-1	2	0	0	3	3	0	0	13
Mason	1-4	0-0	0-0	4	3	2	0	4	0	2	14
Montgomery	2-5	0-0	1-2	3	4	5	0	2	0	0	17
Team				5							
Totals	18-50	3-14	8-14	34	22	47	12	23	2	7	200
	FG%:	.360	3PT%:	.214		FT%:	.571				

IOWA -- 58

Name	FG	3-PT	FT	RB	PF	TP	A	TO	BK	S	MN
Looby	1-1	0-0	2-2	7	2	4	2	2	4	4	28
Gorney	4-7	0-0	0-0	4	1	8	0	2	0	0	22
Bohall	3-6	1-3	7-8	6	3	14	1	2	0	0	26
Johnson	1-5	1-3	0-0	3	0	3	4	3	1	0	34
Peterson	7-10	1-2	5-9	2	3	20	2	6	0	2	36
Palmer	0-0	0-0	0-0	0	1	0	0	1	0	0	1
Angle	0-2	0-2	0-0	0	0	0	0	0	0	0	1
Kelly	1-6	0-1	1-2	0	1	3	0	1	0	2	23
Tate	2-3	0-0	3-4	3	3	7	0	3	0	2	18
Cole	0-0	0-0	0-0	1	3	0	1	2	0	0	11
Team				2							
Totals	19-40	3-11	18-25	28	17	59	10	22	5	10	200
	FG%:	.475	3PT%:	.273		FT%:	.720				

Score by Periods:

Northern Colorado	20	27	47
Iowa	26	33	59

Attendance: 8,483

2007-08 Game Summaries

(3) IOWA 62, FLORIDA GULF COAST 49
November 18, 2007, Carver-Hawkeye Arena, Iowa City, IA

A strong second half led Iowa to a 62-49 win over Florida Gulf Coast in Carver-Hawkeye Arena. The visitors hit six of their first seven shots from the field in taking a 14-8 advantage in the first three minutes. Iowa answered with a 9-0 scoring run over the next eight minutes to take a 17-14 advantage. Iowa also led by as many as six points in the opening half before scoring the last basket of the period to take a 32-30 advantage at the break.

The Hawkeye defense took over in the final 20 minutes, allowing the Eagles just 19 points in the second half. Iowa led throughout the second half, but the advantage was just four points with 8:52 to play. Iowa scored five straight points over the next two minutes and led by five or more the rest of the way, with the biggest advantage (61-47) coming with 1:11 to play.

Florida Gulf Coast shot just 28.6% from the field in the second half and just 38% for the game. The visitors also made just 6-23 (26.1%) three-point attempts and 5-11 (45.5%) free throws. After connecting on 42.9% of its first half field goals, Iowa shot 55% from the floor in the second half and 47.9% for the game. Iowa also held a 38-28 rebounding advantage, holding the aggressive Eagles to just seven offensive rebounds.

Senior guard Justin Johnson led Iowa with 19 points, seven rebounds, three assists and three steals. Freshman guard Jeff Peterson added nine points and four assists, while senior forward Seth Gorney grabbed a career-high 11 rebounds. Senior forward Kurt Looby added eight points and five rebounds and freshman forward Jarryd Cole contributed seven points, four rebounds and three steals.

FLORIDA GULF COAST -- 49

Name	FG	3-PT	FT	RB	PF	TP	A	TO	BK	S	M
Liddell	6-10	1-2	2-4	6	1	15	1	2	0	4	32
Adler	2-12	1-6	1-3	6	3	6	1	3	0	3	32
Barrowes	1-2	0-0	0-2	4	4	2	0	2	0	0	22
Quaintance	2-4	2-4	0-0	3	2	6	5	3	0	1	35
Wohlleb	6-16	1-6	0-0	3	0	13	3	4	1	0	32
Matheny	0-2	0-2	0-0	0	1	0	0	1	0	0	5
Lutkenhaus	0-0	0-0	0-0	0	1	0	0	0	0	0	2
Franklin	1-3	1-3	2-2	3	1	5	1	1	0	0	23
Pond	0-0	0-0	0-0	0	0	0	0	0	0	0	1
Narmbaye	1-1	0-0	0-0	0	2	2	0	1	0	0	10
Neptune	0-0	0-0	0-0	0	4	0	0	2	0	0	4
Rodriguez	0-0	0-0	0-0	1	0	0	0	0	0	0	1
Gelin	0-0	0-0	0-0	0	1	0	0	0	0	0	1
Team				2							
Totals	19-50	6-23	5-11	28	20	49	11	19	1	8	200
	FG%: .380	3PT%: .261	FT%: .455								

IOWA -- 62

Name	FG	3-PT	FT	RB	PF	TP	A	TO	BK	S	MN
Looby	4-5	0-0	0-0	5	2	8	0	1	1	0	24
Gorney	1-4	0-0	0-0	11	1	2	1	0	0	0	22
Bohall	2-7	1-5	3-4	4	2	8	4	3	0	2	32
Johnson	7-17	2-9	3-5	7	1	19	3	4	1	3	36
Peterson	3-4	0-1	3-4	0	3	9	4	6	0	1	33
Kelly	1-2	1-1	0-0	2	1	3	1	1	0	0	18
Tate	3-5	0-0	0-1	2	3	6	1	4	0	0	17
Cole	2-4	0-0	3-8	4	2	7	0	1	0	3	18
Team				3							
Totals	23-48	4-16	12-22	38	15	62	14	20	2	9	200
	FG%: .479	3PT%: .250	FT%: .545								

Score by Periods:

Florida Gulf Coast	30	19	49
Iowa	32	30	62

Attendance: 9,183

(4) IOWA 65, MARYLAND EASTERN SHORE 48
November 20, 2007, Carver-Hawkeye Arena, Iowa City, IA

Iowa didn't score its first point for over seven minutes and its first field goal until 12:36 remained in the first half, but the Hawkeyes played solid defense throughout and went on to a 65-49 win over Maryland Eastern Shore.

The Hawkeyes trailed by seven points in the early going, their biggest deficit of the season. Iowa took a 10-9 advantage with 7:42 left in the first half on a lay-up by Dan Bohall and led the rest of the way. The advantage was just three points, 21-18, at intermission.

Iowa began the second half with a basket, but could not pull away and led by just three points with 12:27 remaining. Justin Johnson hit a three-point basket and Bohall added two free throws as Iowa stretched the margin to eight with 10 minutes to play. The visitors would cut the margin to four (43-39) with 5:44 to play before Iowa pulled away over the final five minutes.

Both teams struggled from the field, with Iowa shooting 42.5% and UMES just 28.3%. Iowa took advantage of its free throw opportunities, hitting 26-32 free shots for a season-best 81.3%. Iowa held a 38-29 rebounding advantage and had a season-low 14 turnovers.

Johnson led Iowa with 19 points and Bohall added 10 points and five assists. Cyrus Tate sparked the offense in the first half and ended the game with nine points. Freshman Jarryd Cole led the Hawkeyes with seven rebounds and Seth Gorney collected six.

MARYLAND EASTERN SHORE -- 48

Name	FG	3-PT	FT	RB	PF	TP	A	TO	BK	S	M
Mirjacic	0-2	0-1	0-0	3	2	0	0	0	0	0	23
Jackson	1-6	0-0	0-0	5	5	2	0	3	0	2	34
Popovic	1-5	0-0	1-2	5	3	3	1	1	1	0	29
Davis	3-9	1-2	1-2	3	5	8	1	0	0	2	19
Tyson	11-24	7-10	3-4	2	3	32	2	3	0	1	40
Bright	1-7	1-4	0-0	0	1	3	2	3	0	0	16
Akram	0-3	0-2	0-0	0	0	0	0	0	0	1	4
McFadden	0-3	0-1	0-0	1	2	0	0	0	0	1	11
Nimocks	0-0	0-0	0-0	1	1	0	1	0	0	0	11
Krleski	0-0	0-0	0-0	0	0	0	0	0	0	0	3
Bivins	0-0	0-0	0-0	1	0	0	0	0	0	0	0+
Moore	0-1	0-0	0-0	2	3	0	1	1	0	0	10
Team				6							
Totals	17-60	9-20	5-8	29	25	48	8	12	1	7	200
	FG%: .283	3PT%: .450	FT%: .625								

IOWA -- 65

Name	FG	3-PT	FT	RB	PF	TP	A	TO	BK	S	MN
Looby	3-3	0-0	1-2	5	0	7	0	2	5	0	24
Gorney	1-3	0-0	2-2	6	0	4	0	0	0	1	17
Bohall	2-6	0-3	6-6	2	0	10	5	0	0	0	30
Johnson	5-13	4-12	5-7	3	3	19	1	1	2	1	36
Peterson	0-3	0-0	2-2	1	5	2	1	2	0	0	23
Palmer	0-0	0-0	0-0	1	0	0	0	0	0	0	5
Angle	0-0	0-0	0-0	0	0	0	0	1	0	0	11
Kelly	2-6	1-1	3-4	5	3	8	3	4	2	3	20
Tate	2-3	0-0	5-6	2	4	9	2	3	1	0	13
Cole	2-3	0-0	2-3	7	1	6	0	1	0	0	21
Team				6							
Totals	17-40	5-16	26-32	38	16	65	12	14	10	5	200
	FG%: .425	3PT%: .313	FT%: .813								

Score by Periods:

Maryland-ES	18	30	48
Iowa	21	44	65

Attendance: 8,583

2007-08 Game Summaries

(5) **BRADLEY 67, IOWA 56**
November 23, 2007, Convention Center, South Padre Island, TX

Iowa saw its four-game winning streak come to an end with a 67-56 loss to Bradley in the third round of the South Padre Island Invitational. Bradley used a 19-2 scoring run over an eight minute stretch in the first half to gain control and the Braves were able to hold off Iowa runs over the final 30 minutes of the contest. Iowa started fast in building a 15-8 margin in the first seven minutes before the Braves rallied. After trailing by 10 points in two occasions in the first half, Iowa closed to within four points before Bradley hit a three-pointer just before the buzzer to take a 37-30 halftime advantage.

Iowa trailed by as many as 14 points in the second half before cutting the deficit to five points with 8:46 remaining and six points with 3:33 to play. The Braves answered Iowa's final run with three-point baskets in consecutive possessions to secure the win.

The game was close in nearly all phases. Iowa shot 44.9% from the field compared to 43.6% for Bradley, while the Braves held a 33-31 rebounding advantage and committed four fewer turnovers (13-17). Bradley connected on 11-28 (39.3%) three-point attempts and Iowa hit 9-21 (42.9%).

Senior Justin Johnson, playing in his home state, led Iowa with 16 points and he also had five rebounds. Kurt Looby added 12 points and led the Hawkeyes with eight rebounds and Jake Kelly contributed 11 points, four rebounds, three assists and two steals.

BRADLEY -- 67

Name	FG	3-PT	FT	RB	PF	TP	A	TO	BK	S	M
Wilson	3-8	0-1	2-3	11	1	8	2	0	1	3	27
Crouch	5-13	4-11	0-0	1	1	14	4	1	0	0	36
Ruffin	8-16	6-10	2-2	1	0	24	7	1	0	5	36
Salley	1-2	0-0	0-0	3	1	2	0	2	0	1	18
Warren	1-4	1-4	2-2	4	1	5	1	4	0	0	27
Cole-Scott	1-2	0-1	0-0	2	2	2	2	2	0	0	10
Collins	3-5	0-0	0-2	3	2	6	0	2	1	0	15
Maniscalco	0-0	0-0	0-0	0	1	0	0	0	0	0	11
Egolf	0-2	0-1	0-0	1	3	0	0	0	0	1	9
Singh	2-3	0-0	2-2	2	2	6	0	1	0	0	11
Team				5							
Totals	24-55	11-28	8-11	33	14	67	16	13	2	10	200
	FG%:	.436	3PT%:	.393		FT%:	.727				

IOWA -- 56

Name	FG	3-PT	FT	RB	PF	TP	A	TO	BK	S	MN
Bohall	0-2	0-1	0-0	1	0	0	5	3	0	0	15
Johnson	6-12	4-9	0-1	5	0	16	1	2	0	1	37
Peterson	2-10	1-5	0-0	0	2	5	3	4	0	0	40
Looby	5-8	0-0	2-4	8	1	12	1	1	1	0	27
Gorney	3-4	0-0	0-0	5	2	6	3	2	1	0	29
Palmer	1-3	1-2	0-0	0	1	3	0	1	0	0	7
Angle	1-1	1-1	0-0	3	3	3	1	1	0	0	9
Kelly	4-7	2-3	1-2	4	1	11	3	1	0	2	22
Tate	0-2	0-0	0-0	1	1	0	0	2	0	0	5
Cole	0-0	0-0	0-0	2	4	0	0	0	0	0	9
Team				2							
Totals	22-49	9-21	3-7	31	15	56	17	17	2	3	200
	FG%:	.449	3PT%:	.429		FT%:	.429				

Score by Periods:

Bradley	37	30	67
Iowa	30	26	56

Attendance: 850

(6) **UTAH STATE 75, IOWA 62**
November 24, 2007, Convention Center, South Padre Island, TX

Utah State shot 50% from the field, 58.8% from three-point range and 81% from the free throw line in taking a 75-62 win over Iowa in the consolation game of the South Padre Invitational.

The Aggies built a 9-4 advantage in the first four minutes and never trailed. Iowa stayed close throughout the first half, cutting an early eight point deficit to two with eight minutes left. The lead expanded to as many as 12 points before Utah State led 36-27 at the break.

Iowa was never able to close the gap to less than five in the second half, as the Aggies would answer every Hawkeye run with points at their end of the floor. Utah State shot 52.4% from the field in the second half, including 66.7% (6-9) from three-point range. The Aggies were credited with 21 assists on their 24 field goals. Both teams were able to take care of the ball, as each had just seven turnovers.

Iowa's balanced attack was led by Justin Johnson, who was named to the all-tournament team. Johnson had 14 points against Utah State and led the team with two steals. Kurt Looby added 10 points and led Iowa with eight rebounds and two blocked shots. Freshman Jarryd Cole added a career-best 10 points and six rebounds, while Seth Gorney and Jake Kelly each scored eight points. Iowa shot 43.1% from the field, but connected on just 5-20 (25%) three-point attempts while being outrebounded 31-27. The Hawkeyes matched a season best by connecting on 81.3% of their free throw attempts.

UTAH STATE -- 75

Name	FG	3-PT	FT	RB	PF	TP	A	TO	BK	S	M
Clark	1-4	0-1	2-4	0	1	4	9	1	0	0	31
Spraggins	5-7	3-5	1-2	1	3	14	1	0	0	2	31
Carroll	5-8	4-5	6-6	12	3	20	5	2	0	0	37
DeCharme	8-14	1-1	3-4	3	1	20	0	1	0	0	31
Wilkinson	1-6	0-2	2-2	3	2	4	1	0	0	0	28
Williams	0-0	0-0	0-0	0	1	0	0	0	0	0	2
Stephens	0-3	0-2	0-0	1	0	0	2	1	0	1	9
Newbold	2-2	2-2	0-0	3	0	6	0	0	0	0	10
Wesley	2-3	0-0	3-3	1	4	7	3	2	1	0	15
Formisano	0-1	0-0	0-0	2	0	0	0	0	0	0	6
Team				5							
Totals	24-48	10-17	17-21	31	15	75	21	7	1	3	200
	FG%:	.500	3PT%:	.588		FT%:	.810				

IOWA -- 62

Name	FG	3-PT	FT	RB	PF	TP	A	TO	BK	S	MN
Bohall	1-3	0-2	0-2	2	3	2	1	1	0	0	17
Johnson	5-16	2-11	2-2	1	1	14	1	0	0	2	34
Peterson	1-6	0-2	2-2	1	5	4	5	3	0	0	26
Looby	5-6	0-0	0-0	8	2	10	2	0	2	1	33
Gorney	3-4	0-0	2-2	2	0	8	0	0	0	0	18
Palmer	0-1	0-0	0-0	0	1	0	0	0	0	0	5
Angle	2-4	2-2	0-1	1	0	6	0	0	0	0	8
Kelly	2-4	1-2	3-3	3	4	8	2	3	0	0	34
Cole	3-7	0-1	4-4	6	2	10	1	0	1	0	25
Team				3							
Totals	22-51	5-20	13-16	27	18	62	12	7	3	3	200
	FG%:	.431	3PT%:	.250		FT%:	.813				

Score by Periods:

Utah State	36	39	75
Iowa	27	35	62

Attendance: 900

2007-08 Game Summaries

(7) WAKE FOREST 56, IOWA 47
November 26, 2007, Carver-Hawkeye Arena, Iowa City, IA

A slow start proved to be too much to overcome as the Hawkeyes dropped a 56-47 decision to Wake Forest Monday in Iowa City to kick off the 2007 Big Ten/ACC Challenge. Iowa shot just 33.3% from the field in the opening half and trailed the Demon Deacons 33-17 at halftime. The Hawkeyes were guilty of 14 turnovers in the first half and were outrebounded by a 20-17 margin.

The Hawkeyes played much better in the second half, cutting the deficit to eight points, 27-35, with 14:23 to play. Wake Forest did not record its first field goal of the second half until the 14 minute mark.

The Demon Deacons expanded their lead to as many as 17 points with five minutes to play before Iowa rallied. Iowa cut the margin to seven in the final minutes, but could get no closer than 47-54 with 13 seconds remaining.

Iowa shot just 38% from the field, including just 13.3% from three-point range and 38.9% from the free throw line. The Hawkeye defense was strong, allowing Wake Forest to shoot just 33.9% from the field, including just 26.1% in the second half. Iowa held a 40-39 rebounding advantage, but was guilty of a season-high 22 turnovers after having just seven in its most recent game against Utah State.

Freshman forward Jarryd Cole came off the bench to score a career-high 14 points to lead the Hawkeyes in scoring, hitting 7-10 field goal attempts and also collecting seven rebounds. Freshman Jake Kelly added nine points and freshman Jeff Peterson added seven assists. Senior forward Kurt Looby led Iowa's inside game with a game-high 10 rebounds and three blocked shots.

WAKE FOREST -- 56

Name	FG	3-PT	FT	RB	PF	TP	A	TO	BK	S	M
Johnson	3-9	1-5	0-0	6	4	7	0	1	1	2	18
McFarland	6-12	0-0	3-5	8	2	15	0	2	3	2	32
Hale	0-5	0-3	2-2	2	2	2	2	0	0	0	27
Smith	2-8	0-1	0-3	4	4	4	2	3	0	4	24
Williams	2-8	0-2	1-2	4	4	5	1	2	0	0	36
Teague	2-5	0-1	5-6	5	3	9	0	0	0	0	27
Clark	1-3	0-1	1-1	1	0	3	0	0	0	0	6
Skeen	3-6	0-2	5-7	6	2	11	0	0	0	1	28
Weaver	0-0	0-0	0-0	0	0	0	0	1	0	0	2
Team				3							
Totals	19-56	1-15	17-26	39	21	56	6	15	4	12	200
	FG%: .339	3PT%: .067	FT%: .654								

IOWA -- 47

Name	FG	3-PT	FT	RB	PF	TP	A	TO	BK	S	MN
Looby	0-1	0-0	0-1	10	1	0	0	3	3	1	16
Gorney	0-0	0-0	0-0	0	0	0	0	1	0	0	10
Bohall	0-1	0-1	0-0	0	3	0	0	1	0	0	10
Johnson	3-15	0-5	2-3	7	4	8	2	3	0	0	32
Peterson	2-9	0-4	1-7	3	3	5	7	7	0	1	40
Palmer	2-3	1-1	2-4	1	1	7	0	1	0	1	6
Angle	0-0	0-0	2-2	3	1	2	0	0	0	0	11
Kelly	4-8	1-4	0-0	2	5	9	2	1	0	0	27
Tate	1-3	0-0	0-0	2	1	2	0	1	0	0	15
Cole	7-10	0-0	0-1	7	4	14	0	3	0	1	33
Team				5				2			
Totals	19-50	2-15	7-18	40	23	47	11	23	3	4	200
	FG%: .380	3PT%: .133	FT%: .389								

Score by Periods:

Wake Forest	33	23	56
Iowa	17	30	47

Attendance: 9,120

(8) LOUISIANA-MONROE 72, IOWA 67 (OT)
November 30, 2007, Carver-Hawkeye Arena, Iowa City, IA

Too many turnovers proved costly as Iowa dropped a 72-67 overtime decision to Louisiana-Monroe in the opening round of the Hawkeye Challenge. The Hawkeyes were guilty of 29 turnovers, including 17 in the second half.

Iowa used a 10-0 scoring run early in the game to take control, and led 31-22 at halftime after shooting 52.2% from the field and holding the visitors to 37.5% shooting. Iowa continued to shoot well early in the second half, building its biggest advantage to 41-25 with 16 minutes to play.

Louisiana-Monroe rallied behind some solid shooting, as the Warhawks shot 50% in the second half, including 36.4% from three-point range.

Two free throws by Cyrus Tate gave Iowa a 53-48 advantage with 3:17 to play, but the Warhawks got a three-point basket from Jonas Brown and a lay-up by Tony Hooper to tie the score with 1:08 remaining. A rebound basket by Kurt Looby gave Iowa a 55-53 lead with 32 seconds left before two free throws by Hooper with 23 seconds remaining tied the score again. Iowa missed a field goal attempt in the closing seconds and had a chance to win after Looby was fouled with 2.6 seconds left, but both free throw attempts were off the mark.

The Warhawks hit four straight three-point baskets to start the overtime period and Iowa could not catch up. Johnson led Iowa with 26 points and he completed his first career double-double with 10 rebounds. Looby added nine points and a career-best 12 rebounds and Jake Kelly added six assists.

LOUISIANA-MONROE -- 72

Name	FG	3-PT	FT	RB	PF	TP	A	TO	BK	S	M
Turner	4-4	0-0	2-3	3	5	10	0	2	1	0	23
Nweke	1-2	0-0	1-2	9	4	3	0	2	0	0	24
Hooper	10-19	2-10	4-10	3	3	26	2	3	1	3	39
Brasher	5-9	4-8	0-0	2	5	14	2	0	0	1	37
Brown	2-9	2-5	3-6	2	1	9	6	1	0	5	42
Payne	2-4	2-4	4-6	0	3	10	2	5	0	3	30
Roberts	0-1	0-1	0-0	1	1	0	0	1	0	1	13
Hampton	0-2	0-0	0-2	4	0	0	1	0	1	0	16
Garrison	0-0	0-0	0-0	0	0	0	0	0	0	0	1
Team				2							
Totals	24-50	10-28	14-29	26	22	72	13	14	3	13	225
	FG%: .480	3PT%: .357	FT%: .483								

IOWA -- 67

Name	FG	3-PT	FT	RB	PF	TP	A	TO	BK	S	MN
Cole	1-3	0-0	2-5	7	4	4	1	5	0	1	35
Looby	4-4	0-0	1-4	12	2	9	1	3	0	1	29
Johnson	8-15	6-15	4-7	10	1	26	1	3	0	0	42
Peterson	2-6	2-3	3-4	5	3	9	3	8	0	1	38
Kelly	1-4	0-0	0-0	2	5	2	6	4	0	1	32
Palmer	0-0	0-0	0-0	0	0	0	0	0	0	0	3
Angle	2-4	0-2	0-0	1	1	4	0	1	0	0	13
Bohall	2-3	1-2	0-0	0	4	5	1	3	0	0	12
Tate	1-3	0-0	2-3	0	0	4	0	1	0	0	8
Gorney	1-3	0-0	2-3	4	2	4	1	0	0	0	13
Team				2							
Totals	22-48	9-22	14-26	43	22	67	14	29	0	4	225
	FG%: .458	3PT%: .409	FT%: .538								

Score by Periods:

Louisiana-Monroe	22	33	17	72
Iowa	31	24	12	67

Attendance: 9,158

2007-08 Game Summaries

(9) IOWA 57, EASTERN ILLINOIS 45
December 1, 2007, Carver-Hawkeye Arena, Iowa City, IA

Iowa held Eastern Illinois to 37.8% shooting from the field in taking a 57-45 win in the consolation game of the Hawkeye Challenge.

Senior guard Justin Johnson hit the first two field goals of the game as Iowa jumped to a 5-0 advantage. The Hawkeyes never trailed and led by as many as 12 points in the first half before taking a 24-19 lead into the halftime break.

The Hawkeyes improved their shooting eye in the second half, improving to 52% in the period and ending the game at 45.7%. Iowa made 6-11 (54.5%) of its three-point attempts in the second half. Iowa's biggest advantage (44-24) came with 13:29 left on a dunk by Kurt Looby. Eastern Illinois was never closer than 12 the rest of the way.

Iowa held a 29-23 rebounding advantage and was guilty of 16 turnovers after having 29 the previous night in an opening round loss.

Johnson led Iowa with 25 points and he added five rebounds. Johnson set a tournament record with 13 three-point baskets. Johnson connected on seven treys against Eastern Illinois, which ties for third best in a single game at Iowa. He was named to the all-tournament team for the second straight year.

Looby added eight rebounds, six points and two steals, while freshman Jarryd Cole had 10 points and four rebounds.

EASTERN ILLINOIS -- 45

Name	FG	3-PT	FT	RB	PF	TP	A	TO	BK	S	M
Catchings	1-2	0-0	6-7	3	3	8	0	1	0	0	32
Byrne	0-3	0-0	0-0	5	2	0	2	3	0	2	26
Cisse	1-2	0-0	0-1	2	1	2	0	0	0	1	21
Martin	5-13	4-8	4-4	1	1	18	0	1	0	1	27
Robinson	0-4	0-1	0-1	0	0	0	1	5	0	3	15
Laser	0-0	0-0	0-0	2	1	0	1	5	0	0	17
Parrish	0-1	0-0	0-0	0	0	0	1	0	0	0	7
Willhite	3-4	0-0	0-0	2	1	6	3	0	0	1	17
Anthony	1-2	1-1	0-0	2	1	3	0	0	0	0	12
Jolliff	3-6	0-0	2-2	2	1	8	0	0	0	0	26
Team				4							
Totals	14-37	5-10	12-15	23	11	45	8	15	0	8	200
	FG%: .378	3PT%: .500	FT%: .800								

IOWA -- 57

Name	FG	3-PT	FT	RB	PF	TP	A	TO	BK	S	MN
Cole	4-5	0-0	2-3	4	3	10	0	2	0	0	29
Looby	3-3	0-0	0-0	8	5	6	1	2	1	2	25
Johnson	9-13	7-10	0-0	5	1	25	1	1	0	1	35
Peterson	1-6	0-3	0-0	2	0	2	2	3	0	1	36
Kelly	1-9	1-4	0-0	2	1	3	4	3	0	0	27
Palmer	1-4	0-1	1-1	1	0	3	0	0	0	1	6
Angle	2-5	2-4	2-3	4	2	8	3	2	0	0	19
Bohall	0-0	0-0	0-0	0	1	0	1	0	0	0	4
Tate	0-0	0-0	0-0	1	2	0	1	3	1	0	9
Gorney	0-1	0-0	0-0	0	1	0	0	0	0	0	10
Team				2							
Totals	21-46	10-22	5-7	29	16	57	13	16	2	5	200
	FG%: .457	3PT%: .455	FT%: .714								

Score by Periods:

Eastern Illinois	19	26	45
Iowa	24	33	57

Attendance: 9,107

(10) IOWA 62, NORTHERN IOWA 55
December 5, 2007, McLeod Center, Cedar Falls, IA

Iowa used a solid shooting night, a dominating performance on the backboards and a solid defensive effort in taking a 62-55 win over Northern Iowa in the McLeod Center. The attendance of 7,043 set a record for the largest crowd for a basketball game in the facility.

The two teams battled back and forth throughout the night, as the game was tied six times and included seven lead changes. Iowa shot 56.5% in the first half, connecting on 6-8 (75%) three-point attempts. Northern Iowa led 27-23 with 3:30 left in the period before a 10-3 scoring run gave Iowa a 33-30 advantage at the break.

The Panthers connected on a pair of three-pointers to start the second half, gaining the lead at 38-35 with 15 minutes to play. A three-point basket by Justin Johnson tied the score and Iowa took the lead for good on a pair of free throws by Jake Kelly with 14:33 remaining. The Hawkeyes led the rest of the way, building their biggest advantage to eight with just under six minutes left.

Northern Iowa closed the gap to three points (58-55) and had a three-point attempt to tie the score with just under one minute remaining. Iowa rebounded the miss and added to the lead on two free throws by Tony Freeman with 35 seconds left.

The Hawkeyes ended the game with a 37-16 rebounding advantage while shooting 50% from the field and 58.8% from three-point range. The Hawkeyes made their final eight free throw attempts and shot 88.9% from the foul line. Kelly led Iowa with a career-high 19 points, while Freeman, in his first action of the season, scored 15 and Johnson had 13. Kurt Looby led Iowa with seven rebounds.

IOWA -- 62

Name	FG	3-PT	FT	RB	PF	TP	A	TO	BK	S	M
Cole	1-3	0-0	0-0	5	5	2	0	2	1	0	19
Looby	0-1	0-0	0-0	7	3	0	1	1	0	0	19
Angle	1-3	1-3	0-0	6	1	3	0	3	0	1	21
Johnson	5-10	3-5	0-0	4	1	13	2	5	0	1	38
Kelly	6-13	3-5	4-4	3	2	19	1	1	0	2	38
Palmer	0-0	0-0	0-0	0	1	0	0	0	0	0	1
Freeman	5-7	3-3	2-2	1	0	15	3	3	0	0	24
Tate	3-5	0-0	2-3	4	5	8	0	2	0	0	20
Gorney	1-2	0-1	0-0	5	2	2	1	1	1	0	20
Team				2							
Totals	22-44	10-17	8-9	37	20	62	8	18	2	4	200
	FG%: .500	3PT%: .588	FT%: .889								

NORTHERN IOWA -- 55

Name	FG	3-PT	FT	RB	PF	TP	A	TO	BK	S	MN
Koch	3-8	0-2	2-4	5	1	8	3	3	0	2	33
Eglseder	3-5	1-1	1-2	4	0	8	0	0	3	0	19
Josten	2-6	2-3	0-0	0	2	6	2	2	0	1	34
Brown	3-6	1-2	0-0	0	2	7	1	0	0	2	26
Dunham	2-5	1-3	0-0	0	2	5	1	2	0	3	34
Coleman	3-6	0-0	7-13	5	1	13	1	0	2	0	20
Viet	3-7	2-6	0-0	1	2	8	1	0	0	0	20
Montgomery	0-1	0-1	0-0	0	2	0	1	0	0	0	7
O'Rear	0-1	0-0	0-0	0	3	0	1	0	0	1	7
Team				1							
Totals	19-45	7-18	10-19	16	15	55	11	7	5	9	200
	FG%: .422	3PT%: .389	FT%: .526								

Score by Periods:

Iowa	33	29	62
Northern Iowa	30	25	55

Attendance: 7,043

2007-08 Game Summaries

(11) IOWA STATE 56, IOWA 47
December 8, 2007, Hilton Coliseum, Ames, IA

Iowa suffered its coldest shooting game of the season in a 56-47 loss at Iowa State, failing to shoot over 40% from the field for the first time in 11 games. Iowa State used an aggressive defense to contribute to Iowa's shooting woes and outscored the Hawkeyes 20-5 from the free throw line in earning the victory.

Both teams started slow as Iowa shot just 29% in the opening half, compared to 28.6% for the Cyclones. Iowa led by as many four points in the early going, but Iowa State held a 26-22 halftime advantage.

The Hawkeyes never led in the second half, but cut the deficit to seven points on back-to-back baskets by Jarryd Cole with just under 10 minutes remaining. That was as close as Iowa would get.

The Hawkeyes shot just 32.1% for the game, including 28.6% (6-21) from three-point range and 50% (5-10) from the free throw line. The Iowa defense held Iowa State to 31.4% shooting, but the Cyclones connected on 20-27 (74.1%) free throw attempts. Iowa held a slight 41-40 rebounding advantage and had just 12 turnovers, but nine of those came in the second half.

Cole led Iowa with 15 points and nine rebounds, both career-bests for the freshman forward. Freshman Jake Kelly added 13 points, five rebounds and five assists.

IOWA -- 47

Name	FG	3-PT	FT	RB	PF	TP	A	TO	BK	S	M
Johnson	3-15	3-12	0-0	5	3	9	0	3	0	0	34
Kelly	4-9	1-2	4-4	5	4	13	5	3	0	0	35
Angle	2-5	2-4	0-2	4	4	6	1	0	0	0	25
Cole	7-10	0-0	1-4	9	2	15	0	1	0	0	35
Looby	0-1	0-0	0-0	4	3	0	0	0	1	0	17
Palmer	0-1	0-1	0-0	0	2	0	0	1	0	0	1
Peterson	2-10	0-1	0-0	5	2	4	2	3	0	2	32
Tate	0-0	0-0	0-0	0	1	0	0	1	0	0	8
Gorney	0-5	0-1	0-0	1	1	0	0	0	1	0	13
Team				8							
Totals	18-56	6-21	5-10	41	22	47	8	12	2	2	200
	FG%: .321	3PT%: .286	FT%: .500								

IOWA STATE -- 56

Name	FG	3-PT	FT	RB	PF	TP	A	TO	BK	S	MN
Clark	3-9	1-3	7-8	3	3	14	2	1	0	1	31
Brackins	3-15	0-1	3-3	6	0	9	1	0	3	0	27
Petersen	1-6	1-6	0-0	5	3	3	4	0	0	1	25
Hubalek	5-6	1-1	4-7	6	5	15	0	3	1	1	23
Johnson	3-8	1-3	2-2	6	2	9	2	0	1	0	27
Lee	0-0	0-0	0-0	0	0	0	0	0	0	0	1
Garrett	0-1	0-0	3-5	2	0	3	1	0	0	4	20
Thompson	0-4	0-2	1-2	4	0	1	0	2	1	0	20
Haluska	1-2	0-0	0-0	2	2	2	0	0	0	0	16
Johnson	0-0	0-0	0-0	3	1	0	0	0	0	1	10
Team				3							
Totals	16-51	4-16	20-27	40	16	56	10	6	6	8	200
	FG%: .314	3PT%: .250	FT%: .741								

Score by Periods:

Iowa	22	25	47
Iowa State	26	30	56

Attendance: 14,376

(12) DRAKE 56, IOWA 51
December 14, 2007, Carver-Hawkeye Arena, Iowa City, IA

Iowa rallied from an eight point halftime deficit to lead by as many as five points in the second half, but the Hawkeyes were unable to hold on as Drake scored a 56-51 win in Iowa City.

Iowa connected on seven of its first 10 field goal attempts of the second half, turning a 29-21 deficit into a 39-34 advantage with 11:58 to play. Iowa failed to score for over six minutes as Drake rallied for a 40-39 advantage at the 7:03 mark. A basket by Jarryd Cole gave Iowa a 41-40 advantage with 5:22 left before Drake scored eight straight points to gain control. Iowa cut the deficit to 48-46 with 1:45 remaining, but Drake responded with a three-point basket at the 1:14 mark to secure its advantage.

Both teams started slow, with Iowa holding a 14-13 lead after the first 10 minutes. Drake took control with a 14-2 scoring run to lead by as many as 11 before settling for the eight point margin at the break. Iowa shot 34.8% in the first half and Drake 33.3%. Iowa improved to 48.1% in the second half and 42% for the game, while the Hawkeye defense held the Bulldogs to just 34.6% overall.

Iowa held the advantage in made field goals (21-18) and three-pointers (9-8), while the rebounding was even. Drake, however, connected on 12-17 free throws, while Iowa, in what is believed to be the first time ever, did not attempt a free throw. The Bulldogs were not whistled for a foul after collecting their sixth team foul with 7:52 remaining.

Cole led Iowa with 12 points, while Tony Freeman added nine and Justin Johnson and Jake Kelly each added eight. Kurt Looby collected seven rebounds, while Cole and Peterson each had five.

DRAKE -- 56

Name	FG	3-PT	FT	RB	PF	TP	A	TO	BK	S	M
Korver	3-10	2-9	2-2	4	0	10	0	0	0	0	31
Cox	3-9	1-2	3-4	10	1	10	1	1	0	0	32
Houston	3-5	2-3	2-2	2	1	10	2	0	0	1	31
Emmenecker	0-2	0-0	1-2	7	1	1	3	3	0	2	33
Young	4-14	2-9	4-5	2	3	14	3	3	0	1	37
Heemskerck	1-1	0-0	0-2	5	1	2	1	1	0	1	17
Baryenbruch	1-3	1-3	0-0	0	1	3	0	0	0	0	3
Parker	1-3	0-1	0-0	1	2	2	1	2	0	2	7
Hall	2-5	0-0	0-0	1	0	4	1	0	0	1	9
Team				1							
Totals	18-52	8-27	12-17	33	10	56	12	10	0	8	200
	FG%: .346	3PT%: .296	FT%: .706								

IOWA -- 51

Name	FG	3-PT	FT	RB	PF	TP	A	TO	BK	S	MN
Cole	6-6	0-0	0-0	5	3	12	0	4	0	0	32
Gorney	1-3	0-0	0-0	2	1	2	1	2	0	0	13
Johnson	3-9	2-8	0-0	4	3	8	3	3	2	0	36
Peterson	3-6	1-3	0-0	5	4	7	5	3	0	1	31
Kelly	3-6	2-2	0-0	1	4	8	1	0	1	0	29
Palmer	0-0	0-0	0-0	1	1	0	0	1	0	0	3
Angle	1-1	1-1	0-0	0	1	3	0	0	0	0	6
Freeman	3-14	3-7	0-0	2	2	9	0	2	0	0	22
Tate	0-0	0-0	0-0	0	0	0	0	1	0	0	4
Looby	1-5	0-0	0-0	7	2	2	3	0	0	2	24
Team				6							
Totals	21-50	9-21	0-0	33	21	51	13	16	3	3	200
	FG%: .420	3PT%: .429	FT%: .000								

Score by Periods:

Drake	29	27	56
Iowa	21	30	51

Attendance: 9,863

2007-08 Game Summaries

(13) IOWA 57, SOUTHEASTERN LOUISIANA 50
December 29, 2007, Carver-Hawkeye Arena, Iowa City, IA

Iowa rallied for a 57-50 win over Southeastern Louisiana in Iowa City to conclude non-conference action. The Hawkeyes trailed by 14 points in the first half and by seven at halftime before winning for the first time this season after trailing at intermission.

The Hawkeyes started the game by hitting their first two field goal attempts to take a 5-0 advantage in the first minute. Iowa was then held scoreless for nearly 13 minutes as the visitors scored 17 straight points. Iowa used two three-point baskets by J.R. Angle and one by Tony Freeman to cut the margin to 25-18 at the break.

Southeastern Louisiana led by nine in the second half before Iowa rallied. A lay-up by Jarryd Cole tied the game at 29 with 13:20 to play and a dunk by Cole at the 11:55 mark gave Iowa the lead for the first time since the opening minute. Cole, however, was injured just after his second basket, suffering a torn ACL in his left knee.

Southeastern LA rallied and led by three points with 3:58 remaining. A lay-up by Cyrus Tate cut the deficit to a single point and a three-pointer by Freeman with 3:01 left gave Iowa the lead for good. Another Tate basket gave Iowa a 48-44 advantage. Iowa sealed the game by hitting its final nine free throw attempts.

Iowa shot just 37.2% from the field and lost the rebounding battle by a 37-28 margin. The Hawkeyes collected 13 assists on their 16 made field goals and had a season-high 12 steals.

Freeman led Iowa with 15 points, seven rebounds, four assists and three steals. Angle added career bests in points (10) and steals (three), Tate had 10 points and six rebounds and Justin Johnson contributed 10 points, four rebounds and four assists.

SE LOUISIANA - - 50

Name	FG	3-PT	FT	RB	PF	TP	A	TO	BK	S	M
Span	5-13	0-0	1-2	5	4	11	0	3	0	0	31
Nance	2-7	0-0	0-2	6	4	4	6	3	1	1	38
Sullivan	4-5	0-0	0-1	6	4	8	1	3	1	2	26
Green	5-9	3-6	0-0	3	0	13	1	3	0	1	21
Nicks	1-3	1-3	3-4	6	4	6	4	3	0	0	20
Arnold	2-7	0-2	0-0	3	0	4	1	0	1	0	28
Ndumba	2-5	0-0	0-1	2	4	4	0	2	0	0	16
Austin	0-0	0-0	0-0	2	5	0	2	2	0	0	20
Team				3				1			
Totals	21-49	4-11	4-10	37	25	50	15	20	3	4	200
	FG%: .429		3PT%: .360				FT%: .400				

IOWA - - 57

Name	FG	3-PT	FT	RB	PF	TP	A	TO	BK	S	MN
Cole	2-2	0-0	0-2	4	1	4	0	2	0	1	21
Looby	1-2	0-0	0-0	1	1	2	0	2	2	0	9
Johnson	3-10	2-7	2-2	4	4	10	4	1	1	2	35
Peterson	0-2	0-1	0-0	1	1	0	0	2	0	1	12
Kelly	1-7	0-1	4-6	1	2	6	3	1	0	2	37
Palmer	0-1	0-0	0-0	1	1	0	0	1	0	0	4
Angle	4-7	3-7	1-2	0	1	10	2	0	1	3	23
Freeman	3-8	2-5	7-11	7	2	15	4	1	0	3	34
Tate	3-3	0-0	4-7	6	5	10	0	3	0	0	14
Gorney	0-1	0-0	0-0	1	0	0	0	0	0	0	11
Team				2							
Totals	16-43	7-21	18-30	28	18	57	13	13	4	12	200
	FG%: .372		3PT%: .333				FT%: .600				

Score by Periods:

SE Louisiana	25	25	50
Iowa	18	39	57

Attendance: 10,806