

University of Iowa Hawkeye Hoops

Game No. 5

Nov. 25, 2008

2008-09 Schedule/Results Record: 4-0

Nov. 9	Wayne State (exb.)	W, 59-36
Nov. 14	Charleston Southern	W, 68-48
Nov. 17	Texas-San Antonio	W, 73-67
Nov. 20	at The Citadel	W, 70-48
* Nov. 23	Oakland	W, 66-57
* Nov. 25	SE Missouri State, 7:05 pm	
# Nov. 28	West Virginia, 8:05 pm	
# Nov. 29	Kentucky/Kansas State, TBA	
Dec. 2	at Boston College, 6:05 pm	
Dec. 5	Bryant, 7:35 pm	
Dec. 9	Northern Iowa, 6:05 pm	
Dec. 12	Iowa State, 7:05 pm	
Dec. 20	at Drake, 3:05 pm	
Dec. 27	Western Illinois, 7:05 pm	
Dec. 31	at Ohio State, 3:05 pm	
Jan. 3	Indiana, 3:35 pm	
Jan. 8	Minnesota, 6:05 pm	
Jan. 11	at Michigan, TBA	
Jan. 18	at Purdue, 11:05 am	
Jan. 21	Wisconsin, 7:35 pm	
Jan. 24	at Penn State, 5:05 pm	
Jan. 29	Michigan State, 6:05 pm	
Feb. 1	at Illinois, 1:05 pm	
Feb. 4	at Indiana, 5:35 p.m.	
Feb. 7	Northwestern, 5:05 pm	
Feb. 11	at Wisconsin, 7:35 pm	
Feb. 14	Purdue, 3:05 pm	
Feb. 22	Michigan, 4:05 pm	
Feb. 25	at Michigan State, 7:35 pm	
Feb. 28	at Northwestern, 1:05 pm	
Mar. 3-5	Ohio State, TBA	
Mar. 7	Penn State, 1:05 pm	
Mar. 13-16	Big Ten Tournament	

* - - Las Vegas Invitational, Iowa City
- - Las Vegas Invitational, Las Vegas

Pronunciation Guide

LaVall Jordan.....	luh-VELL
Chad Walthall.....	WALL-thawl
Devan Bawinkel.....	BAU-wink-ul
Andrew Brommer.....	BRAU-mur
Matt Gatens.....	GATE-ins

SID Contact: Steve Roe
E-Mail: steven-roe@hawkeyesports.com

Office: (319) 335-9425
Cell: (319) 594-6581



SE Missouri State (1-2) at Iowa (4-0)
Nov. 25, 2008 • 7:05 p.m.

Carver-Hawkeye Arena (15,500) • Iowa City, IA

Radio: Hawkeye Radio Network

TV: Mediacom Connections • Live Stats: hawkeyesports.com

Series Record: First Meeting



THE SETTING

Iowa (4-0) hosts Southeast Missouri State (1-2) Tuesday, Nov. 25 in the second round of the 2008 Las Vegas Invitational. Game time is 7:05 p.m. in Carver-Hawkeye Arena (15,500). Iowa defeated Oakland University 66-57 in the first round of the tournament, while SE Missouri State dropped an 88-68 decision at Kansas State on Nov. 16. The Redhawks opened the season with a 102-59 loss at New Mexico and defeated Culver-Stockton 89-50 in their most recent outing.

ON THE AIR

Radio: Iowa games are broadcast on the Hawkeye Radio Network. The network includes more than 40 stations that blanket the state of Iowa and include portions of Illinois, Nebraska, Minnesota, Missouri and Wisconsin. Gary Dolphin handles the play-by-play, along with color commentator Bob Hansen. The Hawkeye Radio Network coverage includes a 60-minute pre-game show.

Television: Mediacom Connections will televise the game on the Mediacom Connections cable network throughout the state of Iowa. Streaming video of the game can also be viewed via the Big Ten Network website, bigtennetwork.com. Rob Brooks and Mac McCausland will call the action.

IOWA HISTORY

Iowa has played 2,444 games since beginning basketball in 1902. Overall Iowa's record is 1,455-989 (.595). That includes a 915-316 (.743) record in home games, a 540-673 (.445) record in games away from Iowa City, a 690-677 (.504) mark in Big Ten games and a 321-90 (.781) record in Carver-Hawkeye Arena.

Possible Starting Line-ups

Iowa Hawkeyes (4-0)						Pts.	Reb.	FG%	FT%
24	Aaron Fuller	F	6-6	210	Fr.	6.8	2.8	.478	.400
44	Cyrus Tate	F	6-8	255	Sr.	10.5	8.8	.818	.750
1	Anthony Tucker	G	6-4	200	Fr.	16.3	2.8	.500	1.000
5	Matt Gatens	G	6-5	215	Fr.	10.8	3.8	.542	.909
30	Jeff Peterson	G	6-0	192	So.	8.5	1.8	.588	.786
Southeast Missouri State Redhawks (1-2)						Pts.	Reb.	FG%	FT%
2	Jaycen Herring	F	6-5	200	Sr.	15.0	4.7	.400	.737
24	Johnny Hill	F	6-4	200	Jr.	8.7	4.7	.333	.500
45	Jajuan Maxwell	C	6-6	220	So.	8.0	7.7	.346	.750
5	Bijon Jones	G	5-10	180	Jr.	4.0	4.3	.364	.600
0	Kenard Moore	G	6-0	175	Sr.	20.3	1.0	.417	.800

Note: Line-ups reflect starters in most recent outing.



hawkeyesports.com

Coach Todd Lickliter

Todd Lickliter is in his second season as the head basketball coach at the University of Iowa and his eighth year overall as a college head coach. Lickliter spent six seasons (2001-07) as the head coach at Butler University.

Lickliter holds a career mark of 147-80 (.648), including a 16-19 (.457) record at Iowa. Lickliter posted a 131-61 (.682) record as Butler's head coach. He led Butler to four post-season tournament berths, including trips to the NCAA Sweet 16 in 2003 and 2007.

Lickliter was named the 2006-07 Division I Coach of the Year by the National Association of Basketball Coaches (NABC) and was recognized as the High-Major Coach of the Year by collegehoops.net. He was also named 2007 Horizon League Coach of the Year for the second consecutive year after guiding the Bulldogs to a school and league-record 29 victories.

He led Butler to the regular season co-championship in the Horizon League in 2007. The Bulldogs advanced to the Sweet 16 in the NCAA Tournament before falling to eventual national champion Florida (65-57).

Butler during the 2006-07 season won three games over top 25 opponents (Tennessee, Gonzaga, Maryland) and recorded eight victories over teams that participated in the NCAA Tournament.

Butler averaged 22 wins per year under Lickliter, winning league titles in 2002, 2003 and 2007 while winning at least 20 games in four of six seasons.

Lickliter led the Bulldogs to an unbeaten home record (12-0) in 2002-03, and mentored Butler to a 70-12 (.854) home mark in his six seasons. His Bulldog teams were 6-5 against teams ranked in the "Top 25" and compiled four of the top 10 winning streaks in Butler history.

In his first season as Butler's head coach, Lickliter guided the Bulldogs to a then school-record 26 victories and a third consecutive Horizon League regular season title.

Lickliter guided the 2003 Bulldogs to an even more impressive season in his second year as head coach. He led Butler to a 27-6 record, breaking the single-season mark for victories for a second consecutive year.

Lickliter served as an assistant coach at Butler and Eastern Michigan and was a high school head coach in Indianapolis and Danville, IL.

In his final two seasons as a Butler assistant coach, the Bulldogs compiled a 47-16 record, including "Top 25" wins over 10th-ranked Wisconsin and 23rd-ranked Wake Forest. The win over the Demon Deacons in the 2001 NCAA Tournament was Butler's first NCAA Tournament victory in 39 years.

Lickliter played his final two collegiate seasons at Butler, where he earned a B.S. degree in secondary education in 1979.

Lickliter has not coached against Southeast Missouri State or Redhawk Coach Zac Roman.



Iowa Quick Facts

Location: Iowa City, IA
Founded: 1847
Enrollment: 30,561
President: Sally Mason
Athletic Director: Gary Barta
Conference: Big Ten
Home Arena: Carver-Hawkeye (15,500)
All-Time Record: 1,455-989 (.595)
All-Time Big Ten Record: 690-677 (.505)
NCAA Appearances: 22
NCAA Tournament Record: 27-24

Head Coach: Todd Lickliter (Butler)
Record At Iowa: 17-19 (.472) (2nd year)
Career Record: 148-80 .649 (8th year)
Big Ten Record: 6-12 (.333)
Assistant Coaches: Joel Cornette (Butler)
LaVall Jordan (Butler)
Chad Walthall (Concordia, MN)
Jerry Strom (Concordia, NE)
Dir. of Operations: Justin Wieck (Iowa)
Video Coordinator: Garrett Lickliter (Marian)
Graduate Manager: John Streif
Trainer: Phil Haddy/Steve Roe
Sports Information: 319-335-9411
Sports Info. Telephone: 319-335-9411
Sports Info. FAX: 319-335-9417
Internet Address: www.hawkeyesports.com

IOWA IN CARVER-HAWKEYE ARENA

Iowa has compiled a 321-90 (.781) record in Carver-Hawkeye Arena since the facility opened in January, 1983. Iowa is 151-73 (.674) in Big Ten games and 170-17 (.909) in non-Big Ten games.

HAWKEYES ARE TOUGH AT HOME

Iowa has won 45 of its last 55 games (.818 winning percentage) in Carver-Hawkeye Arena (15,500) over the last three-plus seasons, including win streaks of 21 straight overall and 12 straight Big Ten Conference wins. Iowa has won 10 of its last 13 home games against ranked opponents.

Iowa was a perfect 17-0 at home in 2006 and 14-2 in 2007 before posting a 10-8 home record a year ago. Iowa has compiled a 19-6 Big Ten Conference record in that time.

ABOUT THE LAS VEGAS INVITATIONAL

Iowa is one of four teams hosting two preliminary round games in the Las Vegas Invitational. Other host teams are West Virginia, Kansas State and Kentucky.

Eight teams will advance to play two games each in Las Vegas, with all games there being played at the Orleans Arena on Friday and Saturday, Nov. 28-29. Once in Las Vegas, Iowa will meet West Virginia on Nov. 28 (8:05 p.m. CT) and either Kansas State or Kentucky Nov. 29. Southeast Missouri State will meet Longwood University Nov. 28 in Las Vegas.

Kansas defeated eventual national champion Florida in the championship game of the tournament in 2006-07, while North Carolina won the event in 2007-08.



Iowa Basketball Roster

No.	Name	Pos.	Ht.	Wt.	Yr.	Hometown High School/CC)	The Latest Scoop
1	Anthony Tucker	G	6-4	200	Fr.	Minnetonka, MN (Minnetonka)	19 points (5-10 treys) & 6 Reb. vs. Oakland
2	* David Palmer	C	6-9	240	Jr.	Antioch, TN (Oak Hill Academy)	4 points in win over Charleston Southern
4	*** J.R. Angle	G	6-7	215	Sr.	Franklin, IN (Indian Creek)	Made 14 three-pointers in 2008
5	Matt Gatens	G	6-5	215	Fr.	Iowa City, IA (Iowa City)	5 points & 4 rebounds in win over Oakland
15	Devan Bawinkel	G	6-5	210	Jr.	Winnebago, IL (Highland, IL CC)	3 points and 2 rebounds vs. UTSA
20	Andrew Brommer	F	6-9	235	Fr.	Rosemount, MN (Rosemount)	2 points and 1 rebounds vs. UTSA
23	Jermain Davis	G	6-4	200	Jr.	Plymouth, MN (Kirkwood, IA CC)	10 points (10-10 FTs) vs. UTSA
24	Aaron Fuller	F	6-6	210	Fr.	Mesa, AZ (Mesa)	7 points and 2 rebounds in win over Oakland
30	* Jeff Peterson	G	6-0	192	So.	Springfield, MO (DeMatha Catholic)	8 points and 9 assists in win over Oakland
32	* Jake Kelly	G	6-6	185	So.	Carmel, IN (Carmel)	16 pts., 4 asts. & 4 Rebs. vs. Oakland
34	John Licklitter	G	5-11	175	Fr.	Iowa City, IA (Iowa City)	Plans to use 2008-09 as redshirt season
44	** Cyrus Tate	F	6-8	255	Sr.	Chicago, IL (Northeast, NE CC)	11 points & 13 rebounds in win over Oakland
50	* Jarryd Cole	F	6-7	250	So.	Kansas City, MO (Winnetonka)	4 points & 2 rebounds at The Citadel

SE MO STATE COACH ZAC ROMAN

Zac Roman is in his first season as acting head coach at Southeast Missouri State and has a 1-2 record. Roman is in his second year on the Redhawk staff after serving as an assistant coach a year ago. He joined the SE Missouri State program after serving as assistant coach and interim head coach at Johnson County (KS) Community College.

While at the helm at Johnson County CC, Roman led his team to an 11-9 record, the Region VI championship, District 10 championship and the school's second appearance in the Junior College Division II National Tournament. He was named NJCAA District 10 Coach of the Year. Roman is a graduate of Wichita State.

Roman has not coached against Iowa or Hawkeye Coach Todd Licklitter.

IOWA IN TOURNAMENT PLAY

Iowa has fared well while taking part in regular-season tournaments over the past 26 years. In that time Iowa has won the Great Alaska Shootout (1986-87), the Cal-Irvine Anteater Classic (1986-87), the Maui Classic (1987-88), the San Juan Thanksgiving Shootout (1992-93), the San Juan Christmas Shootout (1997-98), the Big Ten Conference Tournament in 2001 and 2006 and its own invitational 24 times.

In addition, Iowa was runner-up in the 1985-86 Far West Classic, the 1987-88 All-College Tournament, the 1988-89 Chaminade Classic, the 1991-92 Tampa Tribune Holiday Invitational, the 1994-95 Rainbow Classic, the 1995-96 Great Alaska Shootout, the 1999-00 Coaches vs. Cancer Classic, the 2001-02 Guardians Classic, the 2005-06 Guardians Classic, the 2002 Big Ten Conference Tournament and the 2004 Maui Invitational.

IOWA, SE MO STATE NOTES

- Iowa and SE Missouri State played two common foes a year ago. Both teams lost to Bradley, Iowa at a neutral site and SE Missouri State in Peoria. Iowa defeated Eastern Illinois in Iowa City, while SE Missouri State and Eastern Illinois split two games, each winning on the road.

- Iowa holds an 11-0 all-time record against current members of the Ohio Valley Conference, having played Austin Peay (1-0), Eastern Illinois (5-0), Morehead State (3-0), Tennessee State (1-0) and Tennessee Tech (1-0).
- SE Missouri State senior guard Kenard Moore attended Marshalltown Community College before joining the Redhawk program.

HAWKEYES DEFEAT OAKLAND

Iowa built a 10 point advantage in the second half before holding off a late rally in securing a 66-57 win over Oakland University Sunday in Iowa City. With the win the Hawkeyes improved to 4-0 for the second straight season under Coach Todd Licklitter.

The Hawkeyes held a 30-24 advantage at the break and increased their advantage to 53-43 with 4:35 remaining. But Oakland hit two three-point baskets within the next minute and two free throws with 2:54 left to play to cut the Iowa margin to two points. Iowa increased its lead on a three-point basket by Anthony Tucker and two free throws each by Jeff Peterson and Jake Kelly, taking a 60-51 advantage with 1:05 to play. Iowa hit 10-13 free throw attempts in the final two minutes.

The Hawkeyes shot 55% from the field, including 57.1% in the first half. Iowa made 12-15 two point attempts and 10-25 three-point shots in the game while adding 12-18 free throws. Oakland's full court pressure and trapping zone defense forced 16 Iowa turnovers.

The Iowa defense held Oakland to 43.1% shooting from the field and the Hawkeyes held a 31-24 rebounding advantage.

Freshman Anthony Tucker hit 5-10 three-point shots and led Iowa in scoring with 19 points. Cyrus Tate added his fifth career double-double with 11 points and 13 rebounds, and Kelly added 16 points. Tucker contributed six rebounds, Peterson had eight points and nine rebounds and Kelly added four assists and four rebounds.



Inside the Numbers

2008-09 Comparisons

	Iowa (4-0)	SEMSU (1-2)
Scoring	69.2	72.0
Scoring Defense	55.0	80.0
FG%	.528	.391
FG% Defense	.418	.445
FT%	.735	.761
3-PT FG%	.407	.333
3-PT FG% Defense	.347	.286
Rebound Margin	+4.5	-1.0
Assists	16.0	11.7
TO Margin	+0.3	-6.0
Steals Margin	+0.8	-1.3

SE Missouri State vs. Iowa Series History

First Meeting.

How Many Times a Hawkeye Player Has . . .

Scored 20 or More Points	
Anthony Tucker.....	1
Scored 15 or More Points	
Anthony Tucker.....	2
Matt Gatens	1
Jake Kelly	1
Cyrus Tate.....	1
Grabbed 10 or More Rebounds	
Cyrus Tate.....	2
Grabbed 7 or More Rebounds	
n/a	
Dished out 7 or More Assists	
Matt Gatens.....	1
Jeff Peterson.....	1
Dished out 5 or More Assists	
Matt Gatens.....	2
Jake Kelly	1
Recorded 4 or More Steals	
Matt Gatens.....	1
Blocked 3 or More Shots	
Cyrus Tate.....	1

2008-09 Margin of Victory/Defeat

Points	1	2	3	4	5	6	7	8	9	10+	15+	20+
Wins	0	0	0	0	0	1	0	0	1	0	0	2
Losses	0	0	0	0	0	0	0	0	0	0	0	0

SE MISSOURI STOPS CULVER-STOCKTON

Southeast Missouri State earned its first win in three games with an 89-50 decision over Culver-Stockton. The Redhawks shot 50% from the field in building a 44-21 halftime advantage, holding the visitors to 37.5% shooting. For the game Culver-Stockton shot just 30.6% from the field, including 25% (7-28) from three-point range.

SE Missouri State also dominated from the free throw line, hitting 22-25 (88%) attempts, compared to 5-10 for the visitors. SE Missouri State also held a 44-28 rebounding advantage.

The Redhawks placed five players in double figures, led by Kenard Moore with 24 points, as Moore connected on 9-13 field goal attempts. Jaycen Herring added 17 points, Johnny Hill scored 16, Calvin Williams 14 and LaMont Russell 11. Williams also led his team with seven rebounds and Bijon Jones contributed eight assists.

IOWA SHOOTING IS ON TARGET

Iowa is shooting 52.8% from the field through four games, best among Big Ten Conference teams. The Hawkeyes have made over 50% of their field goal attempts in three of four games, with a best of 57.1% in the win over Texas-San Antonio. Iowa is also shooting 40.7% from three-point range, with a best of 52% (13-25) in the win at The Citadel.

A year ago Iowa shot as well as 50% from the field in just four of 32 games, with a best of 57.5% at Penn State.

HAWKEYES HOT FROM THE LINE

Iowa made 20-22 free throw attempts (90.9%) in the win over Texas-San Antonio, including 6-7 in the first half and 14-15 in the second half. Iowa made its last 14 attempts over the final 13 minutes of the game. The streak ended when the Hawkeyes missed their first free throw attempt at The Citadel. Iowa is shooting 73.5% from the line through three games.

The 90.9% shooting from the line is the best for an Iowa team since Nov. 19, 2004 when the Hawkeyes established a school record by hitting all 20 of their free throw attempts in a win over Western Illinois.

Jermain Davis led Iowa vs. UTSA, making all 10 of his attempts. He becomes the 24th Iowa player ever to shoot 100% from the free throw line in a game, with a minimum of 10 attempts. Davis is the seventh player (sixth Hawkeye) to make as many as 10 free throws in a game without a miss, in Carver-Hawkeye Arena.

IOWA SOLID ON DEFENSE

Iowa has been solid on defense through its first four games. The Hawkeyes are allowing just 55 points per game, holding two opponents to less than 50 points. Iowa opponents are shooting 41.8% from the field and 34.7% from three-point range.

Iowa ranked fifth in the nation in scoring defense last season (58.0) and held opponents under 50 points in nine games. Iowa opponents shot 40.4% from the field.

BALANCED SCORING LEADS IOWA

Iowa has used a balanced scoring attack in its four wins, with at least three players scoring in double figures in three games and four reaching 10 points or more in the 73-67 win over Texas-San Antonio. Three different Hawkeyes have led the team in scoring.



Media Guide & History Record Book Online

Iowa's 2008-09 media guide and the History and Record Book, are available online at hawkeyesports.com. After opening the Iowa website, click on Men's Basketball at the top of the page under "The Hawkeyes". Once at the basketball site, click on either the Media Guide or the History and Record Book on the right side of the page under the "Stats and More" heading.

Copies of both publications are also available through the UI Sports Information office.

Big Ten Coaches Teleconferences

The Big Ten Conference office has scheduled tele-conferences with men's basketball coaches each week during the Big Ten portion of the 2007-08 season. The weekly calls run through March 10.

The tele-conferences are held each Monday from 9-11 a.m. CT. The calls will be available for play-back for 24 hours.

Contact the Big Ten office or the Iowa Sports Information office for the tele-conference and play-back phone numbers. Following is the coach's order of appearance:

9:00	Tom Crean, Indiana
9:10	Todd Lickliter, Iowa
9:20	Tubby Smith, Minnesota
9:30	Bill Carmody, Northwestern
9:40	Ed DeChellis, Penn State
9:50	Matt Painter, Purdue
10:00	Tom Izzo, Michigan State
10:10	Bo Ryan, Wisconsin
10:20	John Beilein, Michigan
10:30	Thad Matta, Ohio State
10:40	Bruce Weber, Illinois
10:50	Player of the Week

IOWA BASKETBALL



Senior Cyrus Tate is shooting 81.8% from the field and 75% from the free throw line. Tate shot 66.7% from the field last season, including 70.2% in Big Ten games.

Freshman Anthony Tucker led Iowa with 21 points in the win at The Citadel, as he hit 7-11 three-point shots. He added 19 points vs. Oakland. Tucker is shooting 50% from the field and 43.2% from three-point range. The seven three-pointers by Tucker at The Citadel match the fifth best total in school history. Chris Kingsbury twice made nine treys, while Justin Johnson had eight three-pointers in two games as well.

The 13 treys by the team match the eighth best performance in school history, with the record being 15 made three-pointers on two occasions. Iowa connected on 10-25 (40%) of its three-point attempts in the win over Oakland and is shooting 40.7% for the season.

PILING ON THE MILES

During a 13 day period that began with Iowa's trip to The Citadel (W, 70-48), Iowa will play games in South Carolina, Las Vegas and Boston. Iowa won at The Citadel (1,097 miles) Nov. 20, travels to Las Vegas (1,535) for the Las Vegas Invitational (Nov. 28-29) and plays at Boston College (1,188) Dec. 1 as part of the ACC/Big Ten Challenge.

During that 13-day stretch the Hawkeyes will travel roughly 7,640 miles to play four games, along with hosting games in Iowa City on Nov. 23 (Oakland) and Nov. 25 (SE Missouri State).

HAWKEYE GAMES NOTES

- Iowa is 4-0 when controlling the opening tip, although the Hawkeyes trailed 7-0 in the early going of the 68-48 win over Charleston Southern.
- Iowa had four players score in double figures in a win over Texas San Antonio and three players reach double figures vs. Charleston Southern, The Citadel and Oakland. Iowa is 0-0 when five players reach double figures, 1-0 when four reach double figures and 3-0 when three score in double figures
- In 32 games last season, Iowa had more than three players score in double figures four times.
- Iowa was guilty of six turnovers in the win at The Citadel, none by any of the Hawkeye guards. The six turnovers are a low for the Hawkeyes in 36 games under Coach Todd Lickliter. Iowa had seven in the opening win over Charleston Southern, matching the season low of last season (vs. Utah State), but were guilty of 19 turnovers against Texas-San Antonio and 16 vs. Oakland. The Hawkeyes had less than 10 turnovers in just two of 32 games a year ago and had 20 or more turnovers in seven games.
- Iowa is 2-0 when scoring between 70-80 points and 2-0 when scoring between 60-70 points.
- Iowa is 2-0 when holding its opponent to less than 50 points, 1-0 when the opponent scores between 50-60 points and 1-0 when the opponent scores between 60-70 points.
- Iowa is 4-0 when collecting more assists than the opponent.
- Iowa is 2-0 when having fewer turnovers than its opponent and 2-0 when the opponent has fewer turnovers.
- Iowa is 2-0 when collecting more steals than its opponent and 2-0 when the opponent has more steals. Iowa allowed The Citadel no steals in taking the 70-48 road win.
- Iowa is 4-0 when leading at halftime.
- Iowa is 2-0 in games decided by 10 points or less.



Iowa Results on November 25

4 Wins, 4 Losses

1978	* Kent State	W	111-76
1985	Arkansas-Little Rock#	W	108-99
1994	* Morgan State	W	126-79
1995	Duke	L	81-88
1996	California	L	59-75
1998	* Creighton	L	73-75
2004	* Drake	W	74-56
2007	Arizona State	L	64-67

* at Iowa City

IOWA PROGRAM REACHES 1,400 WINS

The Iowa basketball program reached 1,400 wins (now at 1,455) with a 79-46 victory over Texas-San Antonio on Nov. 26, 2005. Iowa ranks 34th on the all-time list for victories and is one of 41 NCAA Division I programs with as many as 1,400 wins. Iowa's basketball history includes 73 winning seasons and 24 years in which the Hawkeyes have won 20 or more games. Iowa (with 22) is one of 31 programs to earn more than 20 invitations into the NCAA Tournament.

HAWKEYES FEATURE YOUNG LINE-UP

Iowa's starting line-up in the first four games has included three true freshmen, including forward Aaron Fuller and guards Matt Gatens and Andrew Tucker.

Iowa's starting line-up in four games last season included freshmen Jarryd Cole, Jeff Peterson and Jake Kelly. Cole later missed the final 19 games due to injury. Kelly started 25 games and Peterson 11. The three combined for 42 starts.

Iowa had not started three freshmen in a game since the 2000-01 season. That season, Brody Boyd, Jared Reiner and Glen Worley started in a game at Illinois. Boyd, Worley and Sean Sonderleiter started in a game at Michigan State and Boyd, Worley and Cortney Scott started in a game at Michigan.

NEWCOMERS CONTRIBUTE

With seven new players on a 13-man roster, Iowa will rely on newcomers throughout the year. In the opening win over Charleston Southern, Iowa newcomers contributed 37 of 68 points, 12 of 32 rebounds, eight of 14 assists and two of three steals, while playing 118 of the 200 minutes. Three newcomers, all freshmen, were part of the starting line-up.

Matt Gatens led the newcomers with 15 points. His total matches the most points scored by a freshman in their first game since Jeff Horner had 15 points in the first game of the 2002-03 season. Freshman Anthony Tucker led Iowa with 21 points at The Citadel and 19 vs. Oakland and Gatens led Iowa in assists the first three games. Here are the totals Iowa's newcomers have contributed each game, and the averages:

	Pts	Rebs	Asts	Steals	Min
Charleston Southern	37	12	14	2	118
Texas-San Antonio	48	15	13	2	119
at The Citadel	45	12	7	5	108
Oakland	31	13	6	2	98
Totals	156	52	40	11	443
Average	39.0	13.0	10.0	2.8	110.8

LEADING THE TEAM

Following is the number of times a player has led Iowa in scoring, rebounding, assists and steals. If two or more players tied for the team lead, all are credited for that game:

Player	Scoring	Rebounding	Assists	Steals
Anthony Fuller		1		
Matt Gatens	1	1	3	2
Jake Kelly				1
Jeff Peterson			1	1
Cyrus Tate	1	4	0	1
Anthony Tucker	2			1

IOWA'S STATISTICAL COMPARISONS

	All Games	Big Ten	Home Games	Away Games	IA Wins	IA Losses
Record	4-0	0-0	3-0	1-0	4-0	0-0
Points	69.2		69.0	70.0	69.2	
Opp. Pts	55.0		57.3	48.0	55.0	
FG%	.528		.543	.490	.528	
FG Def.	.418		.404	.475	.418	
3-PT%	.407		.364	.520	.407	
3-pt. Def.	.347		.379	.235	.347	
FT%	.735		.782	.538	.735	
REB	29.8		30.3	28.0	29.8	
AST	16.0		16.3	15.0	16.0	
TO	12.0		14.0	6.0	12.0	
STL	5.8		4.7	9.0	5.8	
BLK	2.3		3.0	0.0	2.3	

REACHING DOUBLE FIGURES

Following are Iowa's number of double figure games in scoring and rebounding, both for the 2008-09 season and for their career:

	Points		Rebounds	
	'08-09	Career	'08-09	Career
Jarryd Cole	0	5	0	0
Jermain Davis	1	1	0	0
Matt Gatens	3	3	0	0
Jake Kelly	2	13	0	0
Jeff Peterson	1	4	0	0
Cyrus Tate	2	16	2	8
Anthony Tucker	4	4	0	0

HOME, AWAY COMPARISONS

In its three home games, Iowa has outscored its opponents by an 11.7 margin, shooting 54.3% from the field while holding its opponent to 40.4% shooting. Iowa holds a 30.3-26.0 rebounding advantage.



In one game away from Carver-Hawkeye Arena, Iowa outscored its opponent 70-48. The Hawkeyes shot 49% from the field while the opponent shot 47.5%. Iowa held a 28-23 rebounding margin.

STARTING LINE-UPS

Iowa has used the same starting line-up in its four games. Following is Iowa's record by line-up, with the last starting unit in bold:

Fuller, Tate, Gatens, Peterson, Tucker 4-0
(CSU, UTSA, CIT, OAK)

OFF THE BENCH

The Iowa reserves are averaging 16.5 points and 7.5 rebounds per game, compared to nine points and 6.3 rebounds by the opponent reserves.

Iowa is 3-0 when the reserves outscore the opponent reserves and 1-0 when the opponent reserves score more points.

Iowa is 3-0 when the Hawkeye reserves have more rebounds than the opponent reserves and 1-0 when the opponent reserves have more rebounds. Following is a game-by-game comparison with opponents:

Opponent	Iowa		Opponent	
	Pts.	Rebs.	Pts.	Rebs.
Charleston Southern	21	8	5	6
TX-San Antonio	17	10	21	7
at The Citadel	12	7	5	8
Oakland	16	5	5	4
Totals	66	30	36	25
Average	16.5	7.5	9.0	6.3

OVERCOMING DEFICITS

The biggest deficit Iowa overcame to earn a victory was 14 points last season. Iowa trailed by 14 in the first half of a 57-50 win over Southeastern Louisiana and by 14 in the second half of a 53-51 win over Northwestern, with both of those games in Iowa City.

The biggest deficit overcome by an Iowa opponent was 16. Louisiana-Monroe rallied for a 72-67 overtime win and Michigan won 60-52, both in Iowa City.

IOWA FROM THE FREE THROW LINE

Iowa made over 70% of its free throws in each of its first two games, including 90.9% (20-22) vs. Texas-San Antonio. Iowa made at least 70% of its free throws in 12 games last season, with a season-best 88.9% (8-9) at Northern Iowa.

Iowa posted a 6-6 record when shooting at least 70% from the free throw line a year ago. Following is Iowa's won-loss breakdown this season, based on free throw percentage:

Iowa FT%	W-L	Iowa FT%	W-L
Under 50%	0-0	70-79%	1-0
50-59%	1-0	80-89%	0-0
60-69%	1-0	90-100%	1-0

Big Ten Standings/Schedule

	Big Ten			All Games		
	W	L	PCT	W	L	PCT
Illinois	0	0	.000	4	0	1.000
Iowa	0	0	.000	4	0	1.000
Minnesota	0	0	.000	4	0	1.000
Penn State	0	0	.000	4	0	1.000
Purdue	0	0	.000	4	0	1.000
Wisconsin	0	0	.000	4	0	1.000
Northwestern	0	0	.000	3	0	1.000
Indiana	0	0	.000	2	0	1.000
Michigan State	0	0	.000	2	0	1.000
Ohio State	0	0	.000	1	0	1.000
Michigan	0	0	.000	3	1	.750

Monday, November 24

Notre Dame vs. Indiana (Maui Invitational)
Bowling Green at Ohio State
Connecticut vs. Wisconsin (Paradise Jam)

Tuesday, November 25

Southeast Missouri at Iowa, 7:05 p.m. (Las Vegas Invitational)
Penn State at Pennsylvania
St. Joseph's or Texas vs. Indiana (Maui Invitational)
Norfolk State at Michigan

Wednesday, November 26

TBD vs. Indiana (Maui Invitational)
Boston College vs. Purdue (Pre-season NIT)
Eastern Washington at Minnesota
Northwestern at Butler

Thursday, November 27

Maryland vs. Michigan State (Old Spice Classic)

Friday, November 28

West Virginia vs. Iowa (Las Vegas Invitational), 8:05 p.m., CT
Kent State vs. Illinois South Padre Island Inv.)
TBD vs. Purdue (Pre-season NIT)
Rhode Island vs. Penn State (Philly Hoops Classic)
Gonzaga or Oklahoma State vs. Michigan State (Maui Inv.)

Saturday, November 29

Kentucky or Kansas State vs. Iowa (Las Vegas Invitational)
Tulsa or Texas A&M vs. Illinois (South Padre Island Inv.)
Towson or Villanova vs. Penn State (Philly Hoops Classic)
Samford at Ohio State
UW-Milwaukee at Wisconsin
North Dakota State at Minnesota
Savannah State at Michigan

CRUNCH TIME FREE THROWS

Iowa is 18-21 (.857) from the free throw line in the final four minutes of its two games that have been decided by 10 points or less. Iowa's opponent in those games have made 4-6 (.667) free throw attempts in the final four minutes. Iowa is 2-0 in games decided by 10 points or less. Following are Iowa's individual attempts:

Jermain Davis	4-4	1.000
Jake Kelly	4-4	1.000
Matt Gatens	2-2	1.000
Anthony Tucker	2-2	1.000
Jeff Peterson	6-8	.750
Cyrus Tate	0-1	.000
Iowa	18-21	.857
Opponents	4-6	.667



Iowa in Big Ten Statistics

Category	All Games	
	Stat	Rank
Field Goal %	.528	1st
3-Pt. FG Per Game	9.3	2nd
Free Throw %	.735	5th
Rebounding Margin	+4.5	5th
Scoring Defense	55.0	5th
Ast./TO Ratio	1.3	6th
3-Pt. Field Goal %	.407	6th
Scoring Margin	+14.3	6th
Assists	16.0	6th
3-PT FG Defense	.347	7th
Steals	5.8	T8th
Scoring Offense	69.2	9th
FG% Defense	.418	10th
Blocked Shots	2.3	10th
Turnover Margin	+0.3	T10th

INDIVIDUAL STATISTICS

Category	Player	All Games	
		Stat	Rank
FT%	Matt Gatens	.909	8th
Blk. Shots	Cyrus Tate	1.2	T10th
FG%	Cyrus Tate	.818	2nd
Scoring	Anthony Tucker	16.3	T5th
3-pt. FG %	Jake Kelly	.545	7th
	Matt Gatens	.538	8th
3-pt. FG Per G.	Anthony Tucker	4.0	T1st
Minutes Played	Matt Gatens	34.2	2nd
Rebounding	Cyrus Tate	8.8	3rd
Assists	Matt Gatens	5.0	4th
	Jeff Peterson	4.3	T9th
Steals	Matt Gatens	1.5	T10th

SCORING BY HALVES

Iowa has outscored its four opponents 131-97 in the first half and 146-123 in the second half. Iowa has led at halftime in all four games, but was outscored in the second half by Texas-San Antonio.

IOWA RECORD BY CONFERENCE

Iowa has played teams from the Big South, Southern, Southland and Summit conferences, and will play games against teams from the Atlantic Coast, Big East, Big 12, Missouri Valley and Ohio Valley conferences, along with another team from the Summit League and one independent. Following is a breakdown of Iowa's record by conference:

Atlantic Coast	0-0	Ohio Valley	0-0
Big East	0-0	Southeastern	0-0
Big South	1-0	Southern	1-0
Big 12	0-0	Southland	1-0
Independent	0-0	Summit League	1-0
Missouri Valley	0-0		

IOWA ON THE BIG TEN NETWORK

The majority of Iowa games throughout the 2008-09 season can be seen on the Big Ten Network, a national cable television network that now reaches over 70 million homes in its second year. The Big Ten Network is available on Mediacom, which provides cable service to over 400,000 customers throughout Iowa and the Midwest.

Iowa games telecast on the Big Ten Network are also available through the nation's two satellite television companies, DirectTV and Dish Network.

Mediacom Connections will televise Iowa's home game against Southeast Missouri State on Nov. 25 and the West Virginia game (Jan. 28, 8:05 p.m. CT) in Las Vegas. Those games can be viewed throughout the state of Iowa on Mediacom cable.

TATE & COLE ARE IOWA CAPTAINS

Senior forward Cyrus Tate and sophomore forward Jarryd Cole will serve as Iowa's captains in 2008-09.

Tate averaged 8.3 points and 5.4 rebounds a year ago while starting 19 of the 31 games he appeared in. Tate shot 66.7% from the field for the season and 70.2% in Big Ten games. He led the conference in field goal percentage and was third in rebounding in conference games.

Cole started six of the 13 games he played before a knee injury in Iowa's final non-conference game forced him to miss the final 19 games. Cole averaged 6.6 points and 4.8 rebounds, shooting 66.7% from the field.

LICKLITER TO REDSHIRT

Freshman guard John Lickliter, who joined the Iowa program as a walk-on to play for his father, Coach Todd Lickliter, plans to use the 2008-09 season to redshirt.

Lickliter started every game at year ago at Iowa City High, helping the Little Hawks claim the Class 4-A state title.

THE RETURNING CAST

Iowa returns two starters and six lettermen from a year ago. The returning starters include senior forward Cyrus Tate (6-8, 255) and sophomore guard Jake Kelly (6-6, 185). Tate started 19 games as a junior, averaging 8.3 points and 5.4 rebounds. Kelly started 25 of 32 games in his first season, averaging 7.3 points while shooting 43.5% from three-point range.

The four additional returning lettermen include junior center David Palmer (6-9, 240), senior guard J.R. Angle (6-7, 215), sophomore guard Jeff Peterson (6-0, 192) and sophomore forward Jarryd Cole (6-7, 250).

Iowa's returning players, last season, played 44.9% of all minutes in 32 games, scoring 44.9% of Iowa's points and grabbing 37.3% of Iowa's rebounds. The group also had 45.5% of the assists and 50% of the steals last season. They combined to shoot 45.8% from the field, 35.7% from three-point range and 63.1% from the free throw line.



Hy-Vee Cy-Hawk Series

Iowa leads the fifth annual Hy-Vee Cy-Hawk Series, 7-4, after five events. The Cyclones beat the Hawkeyes 3-0 in volleyball (Sept. 12) to earn two points, while Iowa beat Iowa State 17-5 in football to earn the only three-point event. Iowa also downed the Cyclones in women's soccer, 3-2, in Ames to earn two more points. In cross country, the Iowa women placed ahead of Iowa State in the NCAA Regional to gain two points, while the ISU men topped Iowa in the men's event. There are seven events remaining, with the next competitions slated for Dec. 6 when the wrestling teams meet in Iowa City.

Iowa State captured the fourth annual Hy-Vee Cy-Hawk Series, 18-9, last season. The series is tied 2-2 in the in-state competition against their rivals from Iowa State that began in 2005.

The University of Iowa captured the inaugural Cy-Hawk Series in 2005 registering a 13-8 margin of victory. Iowa State evened the competition with its own 13-8 triumph in 2006.

The 12-event series awards two points (except football, which is worth three) to the winning school in each head-to-head match-up between the two institutions. Additionally, two points are awarded to an institution if the graduation rate of its student-athletes is greater than the national average as reported each fall by the NCAA.

A commemorative Hy-Vee Cy-Hawk Series Cup, which stands 31 inches tall and weighs 19 pounds, is displayed on the winning team's campus for an entire year after a victory. Replica cups are also presented as "traveling trophies" for individual victorious teams in the head-to-head competition.

This season's fifth annual Hy-Vee Cy-Hawk Series schedule is listed below:

Date	Event	Site/Result
9/12	Volleyball (2 pts)	L, 0-3
9/13	Football (3 pts)	W, 17-5
9/21	Women's Soccer (2 pts)	W, 3-2
11/15	Men's Cross Country (2 pts)	ISU
11/15	Women's Cross Country (2 pts)	Iowa
12/6	Wrestling (2 pts)	Iowa City
12/7	Women's Basketball (2 pts)	Iowa City
12/12	Men's Basketball (2 pts)	Iowa City
12/12	Women's Swim. & Diving (2 pts)	Iowa City
2/12	Women's Gymnastics (2 pts)	Ames
2/14	Women's Gymnastics (2 pts)	Iowa City
4/7	Softball (2 points)	Iowa City

Academic Opportunities

Two points for an institution if the student-athlete graduation rate for all student-athletes is greater than the national average for all student-athletes, according to the annual graduation rate report issued each September/October by the NCAA.

A YOUNG SQUAD

Iowa's roster of 13 players includes five freshmen, three sophomores, three juniors and two seniors. The sophomores are Jarryd Cole, Jake Kelly and Jeff Peterson. The freshmen include forward Andrew Brommer (6-9, 235), forward Aaron Fuller (6-6, 210), guard Matt Gatens (6-5, 215), guard John Lickliter (5-11, 175) and guard Anthony Tucker (6-4, 200).

In addition, junior guards Devan Bawinkel (6-5, 210) and Jermain Davis (6-4, 200) are both in their first year at Iowa after attending junior colleges a year ago.

Along with two players from the state of Iowa, the roster includes two players from Illinois and Indiana, three from Minnesota, two from Missouri and one from Arizona and Tennessee.

HAWKEYE SCHEDULE NOTES

- Along with an opening win over Charleston Southern, Iowa traveled to The Citadel on Nov. 20. Both Charleston Southern and The Citadel are located in Charleston, South Carolina.
- Iowa's schedule includes 17 home games, including nine Big Ten Conference games and home dates with in-state opponents Northern Iowa and Iowa State. In conference play, Iowa does not play at Illinois, while Minnesota does not visit Carver-Hawkeye Arena.
- Iowa's Big Ten schedule includes five weekend home dates and four games during the week.
- After playing a number of games a year ago with a start time of 8 p.m., Iowa has just two home games this season that start as late as 7:30 p.m., a non-conference game vs. Bryant University and a Big Ten contest against Wisconsin.
- Iowa's schedule includes at least three neutral site games, including two games in the Las Vegas Invitational. Iowa could play between one and four neutral site games while taking part in the Big Ten Conference Tournament in Indianapolis, IN at the end of the season.

POST-SEASON OPPONENTS

Fifteen of Iowa's 31 games during the regular season are against teams that advanced to post-season play last season. That includes 11 games against teams that participated in the NCAA Tournament. Iowa will play eight games against four Big Ten opponents that appeared in the 2008 NCAA Tournament, along with a single game at Drake and games against West Virginia and either Kentucky or Kansas State.

During the non-conference portion of the schedule Iowa will face teams from the Big East (West Virginia), Atlantic Coast (Boston College), Big 12 (Iowa State and possibly Kansas State) and Missouri Valley (Drake and Northern Iowa) conferences, along with a possible opponent (Kentucky) from the Southeastern Conference.

Iowa, in 2007-08, played 14 of 32 games against teams that advanced to post-season play. That included five teams that advanced to the NCAA Tournament (1-8), three opponents who competed in the NIT (1-3) and one opponent who participated in the initial College Basketball Invitational (0-1).



Iowa Signs Two In-State Recruits

Guard Eric May of Wahlert HS in Dubuque and forward/center Brennan Cougill of Heelan HS in Sioux City have signed national letters in intent to join the Hawkeye basketball program next season.

May (6-5, 220) has excelled in both basketball and football during his prep career. He led Wahlert to the Class 3-A state basketball title as a junior, hitting a 35-foot shot at the buzzer to lift his team to a 70-67 win. In three games at the state tournament he averaged 18.7 points and 4.3 rebounds, shooting 50% from three-point range and 87.5% from the free throw line. He was named captain of the Class 3-A all-tournament team.

May averaged 18.5 points, 6.5 rebounds, three assists and 2.5 steals as a junior for Coach Tom English as Wahlert posted a 24-3 overall record. His last second basket led Wahlert to a win at Iowa City High, the only loss of the season for the Class 4-A state champion Little Hawks.

May earned first team all-state and all-conference honors as a junior. This past football season he earned first team all-conference recognition as one of the top prep quarterbacks in the state.

May also started for the Wahlert basketball team as a sophomore, averaging 14 points and 7.2 rebounds in helping the Golden Eagles post a 16-7 overall record.

Cougill (6-9, 260) became the first in-state player to commit to Lickliter's program when he gave the Hawkeyes his verbal commitment in September, 2007. He averaged 19.5 points, 11 rebounds and two blocked shots per game as a junior. He earned first team all-state honors a year ago after earning third team recognition as a sophomore. Cougill was invited last summer to the invitation-only NBA Top 100 camp in Virginia.

As a junior, Cougill led Heelan to a 20-4 overall record, including a return trip to the Class 3-A state tournament. Heelan was defeated in the quarter-finals by eventual champion Dubuque Wahlert. Cougill collected 10 points and 10 rebounds in the quarter-final loss.

As a sophomore he averaged 15.5 points and nine rebounds a game as Heelan placed second in the state tournament. His tip-in basket in the semi-finals allowed Heelan to advance to the title game.

IOWA VS. RANKED TEAMS

These are Iowa's most recent wins vs. nationally ranked opponents:

At Home:	43-36 over sixth-ranked Michigan State, 1/12/08
On the Road:	70-67 over 21st-ranked Indiana, 2/11/06
Neutral Court:	67-60 over 7th-ranked Ohio State, 3/12/06 In semi-finals of Big Ten Tournament

LICKLITER VS. RANKED TEAMS

Iowa Coach Todd Lickliter holds a 7-10 record when coaching against nationally ranked opponents, including a 1-5 mark at Iowa and a 6-5 record in six seasons at Butler.

In 2007-08, Iowa defeated sixth-ranked Michigan State (43-36), while dropping decisions to 11th-ranked Indiana (76-79), 24th-ranked Wisconsin (51-64), seventh-ranked Indiana (43-65), eighth-ranked Wisconsin (54-60) and 17th-ranked Michigan State (52-66).

Lickliter's Butler teams defeated ranked opponents Louisville (14th), Maryland (18th), Mississippi State (20th), Ball State (21st), Tennessee (22nd) and Gonzaga (23rd). His teams are 0-3 vs. top five opponents, including losses to third-ranked Oklahoma in 2003, third-ranked Florida in 2007 and fifth-ranked Duke in 2003.

NATIONAL COACH OF THE YEAR

Iowa Coach Todd Lickliter was named the 2007 Division I national Coach of the Year by the National Basketball Coaches (NABC) after leading Butler to 29 wins and a spot in the NCAA Sweet Sixteen.

With Iowa football Coach Kirk Ferentz earning national Coach of the Year in 2002, Iowa is one of seven Division I institutions to have a former football and men's basketball national Coach of the Year currently coaching their respective team. The others are Florida, Florida State, Kansas, Maryland, SMU and Tennessee.

Four current Big Ten Conference head coaches have earned national Coach of the Year honors.

AMONG SINGLE SEASON BESTS

Iowa made 222 three-point field goals while attempting 640 three-point shots a year ago. Both of those figures rank second best at Iowa for a single season. The Hawkeyes set single season records in 1995 when they made 274 of 743 three-point attempts.

Iowa's single game high for three-point attempts in 2008 was 33 at Ohio State. That figure ranks second at Iowa for a single game. The record is 36 attempts, set Dec. 17, 1994 against Long Island.

IOWA IN THE NCAA TOURNAMENT

Iowa made its 22nd appearance in the NCAA Tournament in 2006. Iowa earned the Big Ten Conference's automatic bid by virtue of claiming the league's tournament title.

The Hawkeyes hold an overall record of 27-24 in the tournament, advancing to the Final Four in 1955 (fourth), 1956 (second) and 1980 (fourth). Iowa reached the regional championship in 1987 and lost in the regional semi-final in 1988 and 1999.

IOWA IN TOURNAMENT PLAY

Iowa has fared well while taking part in regular-season tournaments over the past 26 years. In that time Iowa has won the Great Alaska Shootout (1986-87), the Cal-Irvine Anteater Classic (1986-87), the Maui Classic (1987-88), the San Juan Thanksgiving Shootout (1992-93), the San Juan Christmas Shootout (1997-98), the Big Ten Conference Tournament in 2001 and 2006 and its own invitational 24 times.



In addition, Iowa was runner-up in the 1985-86 Far West Classic, the 1987-88 All-College Tournament, the 1988-89 Chaminade Classic, the 1991-92 Tampa Tribune Holiday Invitational, the 1994-95 Rainbow Classic, the 1995-96 Great Alaska Shootout, the 1999-00 Coaches vs. Cancer Classic, the 2001-02 Guardians Classic, the 2005-06 Guardians Classic, the 2002 Big Ten Conference Tournament and the 2004 Maui Invitational.

NO THREE-POINTERS

Since the three-point shot became part of the college game, Iowa has played 14 games in which it has failed to make a three-point attempt. Iowa had made at least one three-point basket in 53 straight games before missing all five attempts in a 71-61 home win over Purdue in 2004. Iowa's current streak includes at least one three-point basket in 154 straight games.

Following is a list of games in which Iowa did not make a three-point basket (11-3 record). During the 1982-83 season, when the three-point shot was first added, the number of three-point attempts in some games is unavailable.

Date	Opponent	3-pt.	Result
1/7/04	Purdue	0-5	W, 71-61
2/13/02	Penn State	0-9	L, 65-71
12/8/92	Northern Iowa	0-5	W, 64-44
12/6/91	Army	0-8	W, 74-39
12/12/88	Jackson State	0-3	W, 86-71
12/19/87	Iowa State	0-7	L, 100-102
2/10/83	Purdue	0-1	W, 55-46
12/29/82	Seton Hall	0	W, 85-63
12/28/82	James Madison	0	W, 55-47
12/18/82	UCLA	0	L, 66-75
12/11/82	Southern Cal	0	W, 66-55
12/8/82	Marquette	0	W, 87-66
12/3/82	Navy	0	W, 76-65
11/27/82	Brigham Young	0	W, 91-80

HAWK TALK WITH TODD LICKLITER

Fans of the University of Iowa basketball program may join Iowa Coach Todd Lickliter and radio announcer Gary Dolphin each week during the season for the "Hawk Talk with Todd Lickliter" radio call-in show. The show takes place each week at Carlos O'Kelly's Mexican Café in Iowa City from 6 to 7:30 p.m. The dates are Nov. 24; Dec. 8, 15, 22; Jan. 5, 12, 19, 26; Feb. 2, 9, 16, 23; and March 2 and 9.

TICKETS ON SALE FOR 2008-09

Fans interested in obtaining men's basketball tickets can do so at the UI Athletic Ticket Office, located in Carver-Hawkeye Arena, by calling the ticket office at 1-800-IA-HAWKS or by visiting the UI website at hawkeyesports.com.

Season tickets are available for 2008-09, including general public (\$364), UI faculty and staff (\$294) and UI students (\$80).

Single game tickets for non-conference home games are also on sale. Single game tickets cost \$22 for weekday games and \$27 for weekend games and the Iowa State game. Youth tickets (high school age and younger) priced at \$10 each are available for all non-conference games, except the Iowa State game.

Additional ticket packages on sale include the following:

Night Hawk Package (\$69) - - includes a ticket to games vs. Bryant (Dec. 5), Wisconsin (Jan. 21) and Northwestern (Feb. 7).

Big Ten Weekend-er (\$135) - - includes a ticket to games vs. Indiana (Jan. 3), Northwestern (Feb. 7), Purdue (Feb. 14), Michigan (Feb. 22) and Penn State (Mar. 7).

Big Ten Weeknights (\$76) - - includes a ticket to games vs. Minnesota (Jan. 8), Wisconsin (Jan. 21), Michigan State (Jan. 29) and Ohio State (Mar. 3-5), and two complimentary tickets to the Dec. 5 contest vs. Bryant University.

Home for the Holidays (\$66) - - includes a ticket to games vs. Western Illinois (Dec. 27), Indiana (Jan. 3) and Minnesota (Jan. 8).

Youngsters are Hawk Fans, Too (\$10) - - includes a youth ticket to games vs. Southeast Missouri State (Nov. 23), Bryant (Dec. 5), Western Illinois (Dec. 27), Minnesota (Jan. 8), Michigan (Feb. 22) and Ohio State (Mar. 3-5).

Beat State (\$45) - - includes a ticket to men's basketball game (Dec. 12), women's basketball game (Dec. 7) and wrestling meet (Dec. 6) against in-state rival Iowa State in three key events in the annual Hy-Vee Cy-Hawk series (available for purchase until Nov. 30).

Discounted tickets to select home games, earmarked for purchase by groups of 20 or more, are also available for purchase. For information about group ticket packages, fans should call the UI Sports Marketing Office at (319) 335-9431.

HAWKEYES IN ACC/BIG TEN CHALLENGE

Iowa will travel to Boston College Dec. 2 as part of the 2008 ACC/Big Ten Challenge (6:05 p.m. CT, ESPN). All 11 games in the Challenge will be televised on ESPN, ESPN2 or ESPN.

Iowa is 2-5 in the Challenge after a 56-47 loss to Wake Forest last season in Iowa City. Iowa lost to Maryland, in Baltimore, in 2000, defeated Georgia Tech in 2001 in Iowa City, lost at Florida State in 2003 and lost to Duke, in Chicago, in 2002. Iowa did not take part in the event in 2003-04 and 2004-05.

Boston College won the only previous meeting between the two programs, claiming an 86-81 victory in the consolation round of the Far West Classic on Dec. 30, 1974.

Boston College posted a 14-17 record in 2008, including a 4-12 mark in league play. The Eagles are coached by Al Skinner, who has posted a 210-137 record in 11 seasons at Boston College. The Eagles play their home games at the Silvio O. Conte Forum (8,606).

Boston College has posted a 2-0 record in the ACC/Big Ten Challenge.



COACH LICKLITER WITH THE MEDIA

Following is a list of dates for basketball news conferences with Todd Lickliter. The news conferences will be held at 11:30 a.m. in the Press Room at Carver-Hawkeye Arena. Selected players will be available for interviews following the sessions with Coach Lickliter. Following are the news conference dates:

December	Mon, 8th	Thu, 18th	Mon, 29th
January	Tue, 6th	Thu, 15th	Tue, 27th
February	Mon, 9th	Thu, 19th	
March	Mon, 2nd	Mon, 9th	

IN-SEASON TELE-CONFERENCES

Following is a list of tele-conference dates with Coach Todd Lickliter. Each call will begin at 10:30 a.m. CT. Members of the media need to contact the UI Sports Information office for the dial in number and other details. Here are the tele-conference dates:

December	Mon, 1st	Thu, 4th	Thu, 11th	Fri, 26th	
January	Fri, 2nd	Sat, 10th	Tue, 20th	Fri, 23rd	Sat, 31st
February	Tue, 3rd	Fri, 6th	Fri, 13th	Tue, 24th	
March	Fri, 6th				

Coach Lickliter will also be available on the Big Ten tele-conference calls, which take place each Monday during the Big Ten season.

IOWA INFORMATION ON THE WEB

Iowa basketball information is available on the University of Iowa's web site, hawkeyesports.com. Once you have entered the web site, you may obtain biographical information on Iowa players and coaches, game notes, game stories and box scores from all games throughout the season, plus team and individual cumulative stats and a pdf version of Iowa's History and Record book.

Members of the media who wish to have this information forwarded via e-mail throughout the season may do so by contacting the Iowa Sports Information office with your e-mail address.

IOWA ON THE TUBE

All but one remaining game throughout the 2008-09 season are scheduled to be televised. The only exception is possibly Iowa's final contest in the Las Vegas Invitational. The title game of that event will be televised, but the consolation game will not.

The majority of Iowa games will appear on the Big Ten Network, while Mediacom Connections will telecast five early season contests.

Mediacom Connections will televise remaining non-conference games vs. Southeast Missouri State and West Virginia.

Iowa games against Boston College, Northern Iowa, Drake and Western Illinois will appear on ESPNU. Big Ten games against Minnesota (home) and Michigan State (away) will appear on ESPN/ESPN2 and all games in the Big Ten post-season tournament will be televised.

CREDENTIAL REQUESTS

Credential requests for Iowa home games should be made as soon as possible. Please send your written request (e-mail will also suffice) to Phil Haddy, Sports Information Office, 157 Carver-Hawkeye Arena, Iowa City, IA 52242. Phil's e-mail address is phillip-haddy@uiowa.edu and the office fax number is (319) 335-9417.

IOWA PHOTOS AVAILABLE

Up-to-date head shots of all Iowa players and coaches are available on the internet at pics.hawkeyebasketball.com. Contact the Iowa Sports Information office if you are in need of additional photos.

HIGH SPEED CONNECTIONS

For members of the media who cover Iowa home games on a regular basis, high speed connections are available, at no charge, in the media seating area of Carver-Hawkeye Arena. You are asked to provide your own Ethernet cord. A limited number of phone lines are also available.

Media covering Iowa basketball on a regular basis should have their own telephone line installed.

AFTER THIS

Iowa will meet West Virginia Friday, Nov. 28 (8:05 p.m. CT, Mediacom Connections) in the semi-finals of the Las Vegas Invitational. Iowa concludes play in the tournament on Friday, Nov. 29, facing either Kansas State or Kentucky. The Hawkeyes play at Boston College on Dec. 2 and host Bryant University Friday, Dec. 5.



Iowa Hawkeyes
Iowa Hawkeyes Combined Team Statistics (as of Nov 23, 2008)
All games

RECORD:	OVERALL	HOME	AWAY	NEUTRAL
ALL GAMES	4-0	3-0	1-0	0-0
CONFERENCE	0-0	0-0	0-0	0-0
NON-CONFERENCE	4-0	3-0	1-0	0-0

#	Player	gp-gs	min	avg	Total		3-Point		F-Throw		Rebounds				pf	dq	a	to	blk	stl	pts	avg
					fg-fga	pct	3fg-fga	pct	ft-fa	pct	off	def	tot	avg								
01	Tucker, Anthony	4-4	116	29.0	23-46	.500	16-37	.432	3-3	1.000	1	10	11	2.8	2	0	5	4	0	3	65	16.3
05	Gatens, Matt	4-4	137	34.2	13-24	.542	7-13	.538	10-11	.909	2	13	15	3.8	6	0	20	11	0	6	43	10.8
44	Tate, Cyrus	4-4	109	27.3	18-22	.818	0-0	.000	6-8	.750	10	25	35	8.8	11	0	0	6	5	3	42	10.5
30	Peterson, Jeff	4-4	117	29.3	10-17	.588	3-6	.500	11-14	.786	2	5	7	1.8	10	1	17	4	0	4	34	8.5
32	Kelly, Jake	4-0	88	22.0	11-21	.524	6-11	.545	5-7	.714	2	8	10	2.5	3	0	13	3	1	5	33	8.3
24	Fuller, Aaron	4-4	85	21.3	11-23	.478	3-10	.300	2-5	.400	3	8	11	2.8	7	0	4	7	1	1	27	6.8
23	Davis, Jermain	4-0	50	12.5	2-11	.182	0-5	.000	11-12	.917	0	5	5	1.3	6	0	4	5	0	1	15	3.8
02	Palmer, David	2-0	4	2.0	1-2	.500	0-1	.000	2-2	1.000	0	1	1	0.5	0	0	0	0	0	0	4	2.0
15	Bawinkel, Devan	4-0	32	8.0	2-8	.250	2-8	.250	0-0	.000	0	5	5	1.3	0	0	1	0	0	0	6	1.5
20	Brommer, Andrew	3-0	23	7.7	2-4	.500	0-0	.000	0-2	.000	1	4	5	1.7	1	0	0	0	2	0	4	1.3
50	Cole, Jarryd	4-0	39	9.8	2-2	1.000	0-0	.000	0-4	.000	2	2	4	1.0	7	0	0	3	0	0	4	1.0
Team											7	3	10									
Total.....		4	800		95-180	.528	37-91	.407	50-68	.735	30	89	119	29.8	53	1	64	48	9	23	277	69.2
Opponents.....		4	800		82-196	.418	26-75	.347	30-44	.682	35	66	101	25.3	72	2	39	49	8	20	220	55.0

TEAM STATISTICS	IOWA	OPP	Date	Opponent	Score	Att.
SCORING	277	220	11/14/08	CHARLESTON SOUTHERN	w 68-48	9070
Points per game	69.2	55.0	11/17/08	TEXAS-SAN ANTONIO	w 73-67	8051
Scoring margin	+14.3	-	11/20/08	at The Citadel	w 70-48	2024
FIELD GOALS-ATT	95-180	82-196	% 11/23/08	OAKLAND	w 66-57	8079
Field goal pct	.528	.418	% - - Las Vegas Invitational (Iowa City, IA)			
3 POINT FG-ATT	37-91	26-75	@ - - Las Vegas Invitational (Las Vegas, NV)			
3-point FG pct	.407	.347	* - - Big Ten Conference Game			
3-pt FG made per game	9.3	6.5				
FREE THROWS-ATT	50-68	30-44				
Free throw pct	.735	.682				
F-Throws made per game	12.5	7.5				
REBOUNDS	119	101				
Rebounds per game	29.8	25.3				
Rebounding margin	+4.5	-				
ASSISTS	64	39				
Assists per game	16.0	9.8				
TURNOVERS	48	49				
Turnovers per game	12.0	12.3				
Turnover margin	+0.3	-				
Assist/turnover ratio	1.3	0.8				
STEALS	23	20				
Steals per game	5.8	5.0				
BLOCKS	9	8				
Blocks per game	2.3	2.0				
ATTENDANCE	25200	2024				
Home games-Avg/Game	3-8400	1-2024				
Neutral site-Avg/Game	-	0-0				

Score by Periods	1st	2nd	Totals
Iowa Hawkeyes	131	146	277
Opponents	97	123	220

November 25, 2008**Game-By-Game Results****Includes Four Games****Overall: 4-0;****Big Ten: 0-0;****Home: 3-0;****Away: 1-0;****Neutral: 0-0**

Date	Opponent	Result	Attend.	Top Scorer	Top Rebounder
Nov. 15	Charleston Southern	W, 68-48	9,070	Matt Gatens, 15	Cryus Tate, 12
Nov. 17	Texas-San Antonio	W, 73-67	8,051	Cyrus Tate, 18	Tate/Gatens, 5
Nov. 20	at The Citadel	W, 70-48	2,024	Anthony Tucker, 21	Fuller/Tate, 5
% Nov. 23	Oakland University	W, 66-57	8,079	Anthony Tucker, 19	Cyrus Tate, 13
% Nov. 25	SE Missouri State				
@ Nov. 28	West Virginia (n)				
@ Nov. 29	Kansas State/Kentucky				
Dec. 2	at Boston College				
Dec. 5	Bryant University				
Dec. 9	Northern Iowa				
Dec. 12	Iowa State				
Dec. 20	at Drake				
Dec. 27	Western Illinois				

% -- Las Vegas Invitational (Iowa City, IA)

@ -- Las Vegas Invitational (Las Vegas, NV)

* -- Big Ten Conference Game

Attendance Summary	Games	Totals	Average
Home	3	25,200	8,400
Away	1	2,024	2,024
Neutral			
Totals	4	27,224	6,806

November 25, 2008**Season & Career Bests****Includes Four Games****Season Bests**

Player	Points	Rebounds	Assists	Blocks	Steals
J.R. Angle					
Devan Bawinkel	3, UTSA/Charleston S.	2, UTSA/The Citadel	1, Charleston S.		
Andrew Brommer	2, UTSA	4, Charleston S.		2, Charleston S.	
Jarryd Cole	4, The Citadel	2, The Citadel			
Jermain Davis	10, UTSA	4, UTSA	2, UTSA		1, Oakland
Aaron Fuller	8, UTSA/The Citadel	5, The Citadel	2, UTSA, Oakland	1, Oakland	1, Oakland
Matt Gatens	15, Charleston S.	5, UTSA	7, UTSA		4, The Citadel
Jake Kelly	16, Oakland	4, Oakland	5, The Citadel	1, UTSA	3, The Citadel
John Lickliter					
David Palmer	4, Charleston S.	1, Charleston S.			
Jeff Peterson	12, The Citadel	3, The Citadel	9, Oakland		2, Oakland
Cyrus Tate	18, UTSA	13, Oakland		3, UTSA	2, UTSA
Anthony Tucker	21, The Citadel	6, Oakland	2, UTSA		1, three times

Career Bests

Player	Points	Rebounds	Assists
J.R. Angle	10, SE Louisiana, '08	6, at Northern Iowa, '08	3, E. Illinois, '08
Devan Bawinkel	13, Slippery Rock, '06	2, three times, last at The Citadel	3, Western Michigan, '06
Andrew Brommer	2, UTSA	4, Charleston S.	
Jarryd Cole	15, at Iowa State, '08	9, at Iowa State, '08	1, N.Colorado & Utah State, '08
Jermain Davis	10, UTSA	4, UTSA	2, UTSA
Aaron Fuller	8, UTSA	5, at The Citadel	2, UTSA, Oakland
Matt Gatens	15, Charleston S.	5, UTSA	7, UTSA
Jake Kelly	19, at Northern Iowa, '08	5, three times, last vs. Mich., '08	6, Louisiana-Monroe, '08
John Lickliter			
David Palmer	7, Wake Forest, '08	2, Indiana, '08	
Jeff Peterson	20, N. Colorado, '08	5, LA-Monroe/at IA St., '08	9, Idaho State/at Michigan, '08
Cyrus Tate	26, at Mich. State, '08	13, Penn State, '08, Oakland	2, twice, last vs. MD E.Shore, '08
Anthony Tucker	21, at The Citadel	6, Oakland '08	2, UTSA

NOTE: Career bests occurred in 2008-09 unless otherwise noted.

November 25, 2008

Individual Points/Rebounds

Includes Four Games

	A N G L E	B A W L I K E L	B R O M M E R	C O L E	D A V I S	F U L L E R	G A T E N S	K E L L Y	L I C K L E I T E R	P A L M E R	P E T E R S O N	T A T E	T U C K E R
Charleston Southern	DNP	3-1	0-4	0-1	4-0	4#2	15#3	10-1	RS	4-1	9#2	9#12	10#2
Texas-San Antonio	DNP	3-2	2-1	0-1	10-4	8#2	10#5	2-2	RS	DNP	5#2	18#5	15#1
at The Citdael	DNP	0-2	2-0	4-2	1-0	8#5	13#3	5-3	RS	DNP	12#3	4#5	21#2
% Oakland	DNP	0-0	DNP	0-0	0-1	7#2	5#4	16-4	RS	0-0	8#0	11#13	19#6
% SE Missouri State													
@ West Virginia (n)													
@ Kansas State/Kentucky (n)													
at Boston College													
Bryant													
Northern Iowa													
Iowa State													
at Drake													
Western Illinois													

% -- Las Vegas Invitational (Iowa City, IA)
 @ -- Las Vegas Invitational (Las Vegas, NV)
 * -- Big Ten Conference Game
 & -- Big Ten Tournament, Indianapolis, IN

-- Denotes starting line-up

*November 25, 2008**The Last Time . . .**Includes Four Games*

The Last Time a Player . . .***Had 30 or more points***

Iowa - - 30, Adam Haluska, at Penn State, 2/28/07
Opponent - - 32, Ed Tyson, Maryland Eastern Shore, 11/20/07

Made at least 90% of his FGA (10 att.)

Iowa - - .909 (9-10), Luke Recker vs. Purdue, 3/07/02
Opponent - - .923 (12-13), Greg Oden, Ohio State, 1/20/07

Made 100% of his FTA (10 att.)

Iowa - - 1.000 (10-10), Jermain Davis vs. Texas-San Antonio, 11/17/08
Opponent - - 1.000 (10-10), Vincent Grier, Minnesota, 2/18/06

Had 15 or more rebounds

Iowa - - 23, Greg Brunner vs. Minnesota, 1/18/06
Opponent - - 17, Marco Killingsworth, Indiana, 2/11/06

Had 10 or more assists

Iowa - - 10, Jeff Horner vs. Ohio State (Big Ten Tournament), 3/12/06
Opponent - - 10, Travis Walton, Michigan State, 2/17/07

Had 5 or more blocks

Iowa - - 5, Kurt Looby vs. Purdue, 1/16/08
Opponent - - 5, Daniel Ruffin, Bradley, 11/23/07

Had 5 or more steals

Iowa - - 5, Tyler Smith at Wisconsin, 2/10/07
Opponent - - 5, Devin Gibson, UTSA, 11/17/08

The Last Time A Team . . .***Scored 100 or more points***

Iowa - - 101, vs. Georgia State, 12/20/06
Opponent - - 106, by North Carolina, 11/24/04

Scored 40 or fewer points

Iowa - - 39 vs. Indiana, 1/10/49
Opponent - - 36, by Michigan State, 1/12/08

Won an overtime game

Iowa - - 76-72 (3OT) vs. Minnesota, 1/18/06
Opponent - - 72-67 (1 OT), by Louisiana-Monroe, 11/30/07

Made at least 60% of its FGA (20 att.)

Iowa - - .653 (32-44) vs. Michigan, 2/4/06
Opponent - - .633 (31-49), by Minnesota, 2/7/07

Made at least 50% of its 3-pt. FGA (8 att.)

Iowa - - .520 (13-25), at The Citadel, 11/20/08
Opponent - - .588 (10-17), by Utah State, 11/24/07

Made at least 90% of its FTA (10 att.)

Iowa - - .909 (20-22) vs. Texas-San Antonio, 11/17/08
Opponents - - .923 (12-13) by Michigan State, 2/23/08

November 25, 2008

Season Highs & Lows

Includes Four Games

Individual Highs

Points:	21	Anthony Tucker at The Citadel
Field Goals:	8 (9 att.)	Cyrus Tate vs. Texas-San Antonio
Field Goal Attempts:	13 (made 4/7)	Anthony Tucker vs. Charleston Southern/at The Citadel
Field Goal Percentage (8 att.):	.889 (8-9)	Cyrus Tate vs. Texas-San Antonio
3-pt. Field Goals:	7 (11 att.)	Anthony Tucker at The Citadel
3-pt. Field Goal Attempts:	11 (made 2/7)	Anthony Tucker vs. Charleston Southern/at The Citadel
3-pt. Field Goal Percentage (3 att.):	1.000 (3-3)	Matt Gatens vs. Charleston Southern
Free Throws:	10 (10 att.)	Jermain Davis vs. Texas-San Antonio
Free Throw Attempts:	10 (10 att.)	Jermain Davis vs. Texas-San Antonio
Free Throw Percentage (10 att):	1.000 (10-10)	Jermain Davis vs. Texas-San Antonio
Rebounds:	13	Cyrus Tate vs. Oakland
Assists:	9	Jeff Petersen vs. Oakland
Blocked Shots:	3	Cyrus Tate vs. Texas-San Antonio
Steals:	4	Matt Gatens at The Citadel

Team Highs

Iowa
73 vs. UTSA
25 (51 att.) at The Citadel
51 (made 25) at The Citadel
.571 (24-42) vs. Texas-San Antonio
13 (25 att.) at The Citadel
25 (made 13, 10) at The Citadel, Oakland
.520 (13-25) at The Citadel
20 (22 att.) vs. Texas-San Antonio
22 (made 20) vs. Texas-San Antonio
.909 (20-22) vs. Texas-San Antonio
32 vs. Charleston Southern
19 vs. Oakland
4 vs. Charleston Southern, UTSA
9 at The Citadel
19 vs. Texas-San Antonio
15 vs. Texas-San Antonio

Points
Field Goals
FG Attempts
FG Percentage
3-pt. Field Goals
3-pt. FG Attempts
3-pt. FG Percentage
Free Throws
FT Attempts
FT Percentage
Rebounds
Assists
Blocked Shots
Steals
Turnovers
Fouls

Opponent

63 by Texas-San Antonio
24 (54 att.) by Texas-San Antonio
54 (made 24) by Texas-San Antonio
.475 by The Citadel
9 (24 att.) by Texas-San Antonio
24 (made 9) by Texas-San Antonio
.400 by Charleston Southern
10 (12 att.) by Texas-San Antonio
14 (made 8) by Charleston Southern
.857 by The Citadel
30 by Charleston Southern
15 by Texas-San Antonio
3 by The Citadel
11 by Texas-San Antonio
16 by Texas-San Antonio
22 by Texas-San Antonio

Team Lows

Iowa
68 vs. Charleston Southern
22 (40 att.) vs. Oakland
40 (22 made) vs. Oakland
.490 (23*51) at The Citadel
5 (16 att.) vs. Texas-San Antonio
16 (made 5) vs. Texas-San Antonio
.313 (5-16) vs. Texas-San Antonio
7 (13 att.) vs. at The Citadel
13 (made 7) at The Citadel
.538 (7-13) at The Citadel
28 vs. Texas-San Antonio
14 vs. Charleston Southern
0 at The Citadel
3 vs. Charleston Southern
6 at The Citadel
12 vs. Charleston Southern, Oakland

Points
Field Goals
FG Attempts
FG Percentage
3-pt. Field Goals
3-pt. FG Attempts
3-pt. FG Percentage
Free Throws
FT Attempts
FT Percentage
Rebounds
Assists
Blocked Shots
Steals
Turnovers
Fouls

Opponent

48 by Charleston Southern/The Citadel
17 (51 att.) by Charleston Southern
40 (made 19) by The Citadel
.333 by Charleston Southern
6 (15 att.) by Charleston Southern
15 (made 6) by Charleston Southern
.235 (4-17) by The Citadel
6 (7, 11 att.) by The Citadel, Oakland
7 (made 6) at The Citadel
.545 (6-11) by Oakland
23 by The Citadel
5 by The Citadel
1 by Charleston Southern
0 by The Citadel
9 by Charleston Southern
15 by Charleston Southern/ by The Citadel

November 25, 2008

Iowa's Record When . . .

Includes Four Games

When playing at home:	3-0	When leading at the half:	4-0	When wearing White:	3-0
When playing on the road:	1-0	When trailing at the half:	0-0	When wearing Black:	1-0
When playing on a neutral court:	0-0	When tied at the half:	0-0	When wearing Gold:	0-0
When Iowa scores 100 points or more:	0-0	Iowa field goal percentage at home:	70-140	.500	
When Iowa scores 90-99 points:	0-0	Iowa field goal percentage on road:	25-51	.520	
When Iowa scores 80-89 points:	0-0	Iowa 3-point percentage at home:	21-60	.350	
When Iowa scores 70-79 points:	2-0	Iowa 3-point percentage on road:	13-25	.520	
When Iowa scores under 70 points:	2-0	Iowa free throw percentage at home:	37-48	.771	
		Iowa free throw percentage on road:	7-13	.538	
When opponent scores 100 points or more:	0-0	On Sunday:	1-0		
When opponent scores 90-99 points:	0-0	On Monday:	1-0		
When opponent scores 80-89 points:	0-0	On Tuesday:	0-0		
When opponent scores 70-79 points:	0-0	On Wednesday:	0-0		
When opponent scores 60-69 points:	1-0	On Thursday:	1-0		
When opponent scores fewer than 60 points:	3-0	On Friday:	1-0		
		On Saturday:	0-0		
When Iowa shoots at least 50% from the field:	3-0	On Big Ten Network:	1-0		
When Iowa shoots less than 50% from the field:	1-0	On CBS:	0-0		
When opponent shoots at least 50% from the field:	0-0	On ESPN:	0-0		
When opponent shoots less than 50% from the field:	4-0	On ESPN2:	0-0		
When Iowa has higher FG% than opponent:	4-0	On ESPNU:	0-0		
When opponent has higher FG%:	0-0	On Mediacom:	2-0		
When FG% is equal:	0-0	On Fox Sports:	0-0		
When Iowa outrebounds opponent:	4-0	No Television:	1-0		
When opponent has more rebounds:	0-0	CSTV:	0-0		
When rebounds are equal:	0-0				
When Iowa shoots at least 80% from the line:	1-0	Most Points, First Half:	40 vs. UTSA		
When Iowa shoots less than 80% from the line:	3-0	Fewest Points, First Half:	29 vs. Charleston South.		
When opponent shoots at least 80% from the line:	2-0	Most Points Allowed, First Half:	28 vs. UTSA		
When opponent shoots less than 80% from the line:	2-0	Fewest Points Allowed, First Half:	20 at The Citadel		
When Iowa shoots more free throws than opponent:	4-0	Most Points, Second Half:	39 vs. Charleston South/UTSA		
When opponent shoots more free throws:	0-0	Fewest Points, Second Half:	33 vs. UTSA, Oakland		
When free throws attempts are equal:	0-0	Most Points Allowed, Second Half:	39 vs. UTSA		
When Iowa has higher FT% than opponent:	3-0	Fewest Points Allowed, Second Half:	23 vs. Charleston South.		
When opponent has higher FT%:	1-0	Largest Halftime Advantage:	12 vs. UTSA/The Citadel		
When FT% is equal:	0-0	Largest Halftime Deficit:			
When Iowa shoots at least 50% from three-point range:	1-0				
When Iowa shoots less than 50% from three-point range:	3-0				
When opponent shoots at least 50% from three-point range:	0-0				
When opponent shoots less than 50% from three-point range:	4-0				
When Iowa has a higher three-point FG% than opponent:	2-0				
When opponent has a higher three-point FG%:	2-0				
When three-point FG% is equal:	0-0				
When Iowa has more assists than opponent:	4-0				
When opponent has more assists:	0-0				
When assists are equal:	0-0				
When Iowa has fewer turnovers than opponent:	2-0				
When opponent has fewer turnovers:	2-0				
When turnovers are equal:	0-0				
When Iowa has more steals than opponent:	2-0				
When opponent has more steals:	2-0				
When steals are equal:	0-0				

November 25, 2008

Iowa Under Todd Lickliter . . .

Includes Four Games

When playing at home:	13-8	When leading at the half:	15-3	When wearing White:	13-11
When playing on the road:	4-8	When trailing at the half:	2-16	When wearing Black:	4-8
When playing on a neutral court:	0-3	When tied at the half:	0-0	When wearing Gold:	0-0
When Iowa scores 100 points or more:	0-0	Iowa field goal percentage at home:	409-959		.426
When Iowa scores 90-99 points:	0-0	Iowa field goal percentage on road:	302-687		.440
When Iowa scores 80-89 points:	0-0	Iowa 3-point percentage at home:	144-424		.340
When Iowa scores 70-79 points:	2-1	Iowa 3-point percentage on road:	112-301		.372
When Iowa scores under 70 points:	15-18	Iowa free throw percentage at home:	263-396		.664
		Iowa free throw percentage on road:	121-189		.640
When opponent scores 100 points or more:	0-0	On Sunday:	2-0		
When opponent scores 90-99 points:	0-0	On Monday:	1-1		
When opponent scores 80-89 points:	0-0	On Tuesday:	3-0		
When opponent scores 70-79 points:	0-4	On Wednesday:	2-7		
When opponent scores 60-69 points:	3-9	On Thursday:	1-2		
When opponent scores fewer than 60 points:	14-6	On Friday:	2-3		
		On Saturday:	6-6		
When Iowa shoots at least 50% from the field:	5-2	On Big Ten Network:	13-12		
When Iowa shoots less than 50% from the field:	12-17	On CBS:	0-0		
When opponent shoots at least 50% from the field:	0-3	On ESPN:	0-3		
When opponent shoots less than 50% from the field:	17-16	On ESPN2:	0-1		
When Iowa has higher FG% than opponent:	15-10	On ESPNU:	0-1		
When opponent has higher FG%:	2-9	On Mediacom:	2-0		
When FG% is equal:	0-0	On Fox Sports:	1-0		
When Iowa outrebounds opponent:	12-7	No Television:	1-1		
When opponent has more rebounds:	5-9	CSTV:	0-1		
When rebounds are equal:	0-3				
When Iowa shoots at least 80% from the line:	4-2	Most Points, First Half:	40 vs. UTSA, '09		
When Iowa shoots less than 80% from the line:	13-17	Fewest Points, First Half:	15 vs. Northwestern, '08		
When opponent shoots at least 80% from the line:	5-5	Most Points Allowed, First Half:	45 at Ohio State, '08		
When opponent shoots less than 80% from the line:	12-14	Fewest Points Allowed, First Half:	16 vs. Id. State/Mich, '08		
When Iowa shoots more free throws than opponent:	12-4	Most Points, Second Half:	44 vs. MD E. Shore, '08		
When opponent shoots more free throws:	5-15	Fewest Points, Second Half:	17 vs. at Indiana, '08		
When free throws attempts are equal:	0-0	Most Points Allowed, Second Half:	45 vs. Indiana, '08		
When Iowa has higher FT% than opponent:	13-5	Fewest Points Allowed, Second Half:	18 vs. Michigan St., '08		
When opponent has higher FT%:	3-14	Largest Halftime Advantage:	15 vs. Idaho State, '08		
When FT% is equal:	1-0	Largest Halftime Deficit:	28 at Ohio State, '08		
When Iowa shoots at least 50% from three-point range:	3-1				
When Iowa shoots less than 50% from three-point range:	14-18				
When opponent shoots at least 50% from three-point range:	1-1				
When opponent shoots less than 50% from three-point range:	16-18				
When Iowa has a higher three-point FG% than opponent:	9-10				
When opponent has a higher three-point FG%:	8-8				
When three-point FG% is equal:	0-1				
When Iowa has more assists than opponent:	11-7				
When opponent has more assists:	6-12				
When assists are equal:	0-0				
When Iowa has fewer turnovers than opponent:	6-0				
When opponent has fewer turnovers:	11-18				
When turnovers are equal:	0-1				
When Iowa has more steals than opponent:	6-1				
When opponent has more steals:	11-16				
When steals are equal:	0-2				

*****4 - - J.R. Angle, Guard, 6-7, 215, Senior, Franklin, IN (Indian Creek HS)**

- Saw action in 18 games in 2007-08, with two starts
- Averaged 3.2 points and 1.7 rebounds per game
- Career highs with 10 points, three steals and 23 minutes played in win over Southeastern Louisiana
- Three points and a career-high six rebounds in win at Northern Iowa
- Tied a career-high with eight points, four rebounds and career high three assists in win over Eastern Illinois



Angle, Game-by-Game

Opp.	S	FG	3-PT	FT	O-D-RE	PF	TP	A	T	B	S	M
Charleston So.												DNP
UTSA												DNP
at Citadel												DNP
Oakland												DNP
SE MO St.												DNP
W. VA (n)												
KSU/KY (n)												
at Boston Col.												
Bryant												
Northern IA												
Iowa State												
at Drake												
W. Illinois												
at Ohio State												
Indiana												
Minnesota												
at Michigan												
at Purdue												
Wisconsin												
at Penn State												
Mich. State												
at Illinois												
at Indiana												
Northwestern												
at Wisconsin												
Purdue												
Michigan												
at Mich. State												
at Northwestern												
Ohio State												
Penn State												
Big Ten Tournament												

Career Bests


Points:	10 vs. Southeastern Louisiana, 12/29/07
Rebounds:	5 vs. Texas-Pan American, 12/1/06
FGM:	3, three times, last at Wisconsin, 1/5/08
FGA:	7, twice, last vs. Indiana, 1/2/08
3-PT. FG:	3 vs. Southeastern Louisiana, 12/29/07
3-PT. FGA:	7 vs. Southeastern Louisiana, 12/29/07
FTM:	3 at Michigan State, 2/17/07
FTA:	4 at Michigan State, 2/17/07
Assists:	3 vs. Eastern Illinois, 12/1/07
Steals:	3 vs. Southeastern Louisiana, 12/29/07
Blocks:	1 vs. Southeastern Louisiana, 12/29/07
Minutes:	23 vs. Southeastern Louisiana, 12/29/07

Career Statistics

YEAR	G/GS	FG-A	PCT	3-PT	PCT	FT-A	PCT	O-D-RB	AVG	PF-DI	AS	TO	BK	ST	PTS	AVG
Fresh.	11/0	4-11	.364	2-5	.400	0-0	.000	1-5-6	0.5	2-0	1	6	0	0	10	0.9
Soph.	28/2	17-36	.472	4-9	.444	9-10	.900	9-19-28	1.0	31-0	9	9	0	5	47	1.7
Jun.	18/2	19-54	.352	14-41	.341	5-10	.500	7-24-31	1.7	20-0	11	11	1	4	57	3.2
Career	57/4	40-101	.396	20-55	.364	14-20	.700	17-48-65	1.1	53-0	21	26	1	9	114	2.0

15 - - Devan Bawinkel, Guard, 6-5, 210, Junior, Winnebago, IL (Highland, IL CC)

- Two points in win at The Citadel
- Three points and two rebounds in win over UTSA
- Three points and one rebound vs. Charleston Southern
- Two rebounds, one assist and one steal in exhibition win
- Attended Highland Community College in Freeport, IL as a sophomore in 2007-08
- Named MVP of Region Four post-season tournament and was named to all-Region Four team for his play throughout the season
- Averaged 13.5 points, 4.8 rebounds and 4.1 assists per game
- Played in 20 games for West Virginia in 2006-07, averaging 1.9 points as team won 2007 post-season NIT



Bawinkel, Game-by-Game

Opp.	S	FG	3-PT	FT	O-D-RE	PF	TP	A	T	B	S	M
Charleston So.	N	1-3	1-3	0-0	0-1-1	0	3	1	0	0	0	9
UTSA	N	1-2	1-2	0-0	0-2-2	0	3	0	0	0	0	12
at Citadel	N	0-1	0-1	0-0	0-2-2	0	0	0	0	0	0	8
Oakland	N	0-2	0-2	00-0	0-0-0	0	0	0	0	0	0	3
SE MO St.												
W. VA (n)												
KSU/KY (n)												
at Boston Col.												
Bryant												
Northern IA												
Iowa State												
at Drake												
W. Illinois												
at Ohio State												
Indiana												
Minnesota												
at Michigan												
at Purdue												
Wisconsin												
at Penn State												
Mich. State												
at Illinois												
at Indiana												
Northwestern												
at Wisconsin												
Purdue												
Michigan												
at Mich. State												
at Northwestern												
Ohio State												
Penn State												
Big Ten Tournament												

Career Bests

Points: 13 vs. Slippery Rock, 11/14/06
Rebounds: 2, twice, last vs. UTSA, 11/17/08
FGM: 5 vs. Slippery Rock, 11/14/06
FGA: 6 vs. Slippery Rock, 11/14/06
3-pt. FG: 3 vs. Slippery Rock, 11/14/06
3-pt. FGA: 5 vs. MD Eastern Shore, 12/28/06
FTM: 2 vs. Marquette, 1/13/07
FTA: 2, twice, last vs. Marquette, 1/13/07
Assists: 3, twice, last vs. W. Michigan, 11/24/06
Steals: 1, twice, last vs. W. Michigan, 11/24/06
Blocks:
Minutes: 20 vs. Western Michigan, 11/24/06


Career Statistics

YEAR	G/GS	FG-A	PCT	3-PT	PCT	FT-A	PCT	O-D-RB	AVG	PF-DI	AS	TO	BK	ST	PTS	AVG
*Fresh.	20/0	13-40	.325	8-29	.276	3-4	.750	0-8-8	0.4	8-0	12	8	0	2	37	1.9
Junior	4/0	2-8	.250	2-8	.250	0-0	.000	0-5-5	1.3	0-0	1	0	0	0	6	1.5
Career	24/0	15-48	.313	10-37	.270	3-4	.750	0-13-13	0.5	8-0	13	8	0	2	43	1.8

* - - 2006-07 at West Virginia

20 - - Andrew Brommer, Forward, 6-9, 235, Freshman, Rosemount, MN (Rosemount HS)

- Two points in win at The Citadel
- Four rebounds and two blocked shots vs. Charleston Southern
- Three rebounds and one assist in exhibition win
- Named first team all-state as a senior and honorable mention all-American by SuperPrep
- First team all-conference as a senior, junior and sophomore, being a unanimous selection as a senior
- Team MVP as a sophomore, junior and senior and team captain as a senior
- Scored 1,391 career points
- Averaged 18 points and 11 rebounds as a senior



Brommer, Game-by-Game

Opp.	S	FG	3-PT	FT	O-D-RE	PF	TP	A	T	B	S	M
Charleston So.	N	0-2	0-0	0-2	1-3-4	1	0	0	0	2	0	14
UTSA	N	1-1	0-0	0-0	0-1-1	0	2	0	0	0	0	7
at Citadel	N	1-1	0-0	0-0	0-0-0	0	2	0	0	0	0	2
Oakland												DNP
SE MO St.												
W. VA (n)												
KSU/KY (n)												
at Boston Col.												
Bryant												
Northern IA												
Iowa State												
at Drake												
W. Illinois												
at Ohio State												
Indiana												
Minnesota												
at Michigan												
at Purdue												
Wisconsin												
at Penn State												
Mich. State												
at Illinois												
at Indiana												
Northwestern												
at Wisconsin												
Purdue												
Michigan												
at Mich. State												
at Northwestern												
Ohio State												
Penn State												
Big Ten Tournament												

Career Bests


Points: 2, twice, last at The Citadel, 11/20/08
Rebounds: 4 vs. Charleston Southern, 11/14/08
FGM: 1, twice last at The Citadel, 11/20/08
FGA: 2 vs. Charleston Southern, 11/14/08
3-pt. FG:
3-pt. FGA:
FTM:
FTA: 2 vs. Charleston Southern, 11/14/08
Assists:
Steals:
Blocks: 2 vs. Charleston Southern, 11/14/08
Minutes: 14 vs. Charleston Southern, 11/14/08

Career Statistics

YEAR	G/GS	FG-A	PCT	3-PT	PCT	FT-A	PCT	O-D-RB	AVG	PF-DI	AS	TO	BK	ST	PTS	AVG
Fresh.	3/0	2-4	.500	0-0	.000	0-2	.00	1-4-5	1.7	1	0	0	2	0	4	1.3

**50 - - Jarryd Cole, Forward, 6-7, 250, Sophomore, Kansas City, MO (Winnetonka HS)*

- Four points and two rebounds in win at The Citadel
- Five points in exhibition win in first action since knee injury
- Suffered torn left ACL in win over SE Louisiana (12/29/07) and missed final 19 games of the 2008 season
- Played in 13 games, with six starts
- Averaged 6.6 points and 4.8 rebounds per game, shooting 66.7% from the field
- 12 points (6-6 FG's) and five rebounds against Drake
- Career-highs with 15 points, nine rebounds and 35 minutes played at Iowa State
- 14 points and seven rebounds vs. Wake Forest



Cole, Game-by-Game

Opp.	S	FG	3-PT	FT	O-D-RE	PF	TP	A	T	B	S	M
Charleston So.	N	0-0	0-0	0-2	0-1-1	2	0	0	0	0	0	10
UTSA	N	0-0	0-0	0-0	0-1-1	1	0	0	1	0	0	3
at Citadel	N	2-2	0-0	0-2	2-0-2	2	4	0	1	0	0	20
Oakland	N	0-0	0-0	0-0	0-0-0	2	0	0	1	0	0	6
SE MO St.												
W. VA (n)												
KSU/KY (n)												
at Boston Col.												
Bryant												
Northern IA												
Iowa State												
at Drake												
W. Illinois												
at Ohio State												
Indiana												
Minnesota												
at Michigan												
at Purdue												
Wisconsin												
at Penn State												
Mich. State												
at Illinois												
at Indiana												
Northwestern												
at Wisconsin												
Purdue												
Michigan												
at Mich. State												
at Northwestern												
Ohio State												
Penn State												
Big Ten Tournament												

Career Bests


Points: 15 at Iowa State, 12/8/07
Rebounds: 9 at Iowa State, 12/8/07
FGM: 7, twice, last at Iowa State, 12/8/07
FGA: 10, twice, last at Iowa State, 12/8/07
3-PT. FG:
3-PT. FGA: 1 vs. Utah State, 11/24/07
FTM: 4 vs. Utah State, 11/24/07
FTA: 8 vs. Florida Gulf Coast, 11/18/07
Assists: 1, three times, last vs. Louisiana-Monroe, 11/30/07
Steals: 3 vs. Florida Gulf Coast, 11/18/07
Blocks: 1 vs. Northern Iowa, 12/5/07
Minutes: 35, twice, last at Iowa State, 12/8/07

Career Statistics

YEAR	G/GS	FG-A	PCT	3-PT	PCT	FT-A	PCT	O-D-RB	AVG	PF-DI	AS	TO	BK	ST	PTS	AVG
Fresh.	13/6	36-54	.667	0-1	.000	14-31	.452	26-36-62	4.8	37-1	3	23	2	7	86	6.6
Soph.	4/0	2-2	1.000	0-0	.000	0-4	.000	2-2-4	1.0	7-0	0	3	0	0	4	1.0
Career	17/6	38-56	.679	0-1	.000	14-35	.400	28-38-66	3.9	44-1	3	26	2	7	90	5.3

23 - - Jermain Davis, Guard, 6-4, 200, Junior, Plymouth, MN (Kirkwood, IA CC)

- 10 points (10-10 FT's), four rebounds and two assists in win over UTSA
- Four points and one assist vs. Charleston Southern
- Three points, three rebounds and two assists in exhibition win
- Attended Kirkwood, IA CC as a sophomore, helping the Eagles reach the NJCAA Division II national tournament
- Placed third at national tournament and posted 32-4 overall record
- Averaged 9.6 points, 3.3 rebounds and three assists per game at Kirkwood in 2008



Davis, Game-by-Game

Opp.	S	FG	3-PT	FT	O-D-RE	PF	TP	A	T	B	S	M
Charleston So.	N	2-4	0-2	0-0	0-0-0	2	4	1	0	0	0	10
UTSA	N	0-4	0-1	10-10	0-4-4	0	10	2	4	0	0	19
at Citadel	N	0-3	0-2	1-2	0-0-0	2	1	0	0	0	0	12
Oakland	N	0-0	0-0	0-0	0-1-1	2	0	1	1	0	1	9
SE MO St.												
W. VA (n)												
KSU/KY (n)												
at Boston Col.												
Bryant												
Northern IA												
Iowa State												
at Drake												
W. Illinois												
at Ohio State												
Indiana												
Minnesota												
at Michigan												
at Purdue												
Wisconsin												
at Penn State												
Mich. State												
at Illinois												
at Indiana												
Northwestern												
at Wisconsin												
Purdue												
Michigan												
at Mich. State												
at Northwestern												
Ohio State												
Penn State												
Big Ten Tournament												

Career Bests


Points: 10 vs. UTSA, 11/17/08
Rebounds: 4 vs. UTSA, 11/17/08
FGM: 2 vs. Charleston Southern, 11/14/08
FGA: 4, twice, last vs. UTSA, 11/17/08
3-pt. FG:
3-pt. FGA: 2, twice, last at The Citadel, 11/20/08
FTM: 10 vs. UTSA, 11/17/08
FTA: 10 vs. UTSA, 11/17/08
Assists: 2 vs. UTSA, 11/17/08
Steals: 1 vs. Oakland, 11/23/08
Blocks:
Minutes: 19 vs. UTSA, 11/17/08

Career Statistics

YEAR	G/GS	FG-A	PCT	3-PT	PCT	FT-A	PCT	O-D-RB	AVG	PF-DI	AS	TO	BK	ST	PTS	AVG
Junior	4/0	2-11	.182	0-5	.000	11-12	.917	0-5-5	1.3	6-0	4	5	0	1	15	3.8

24 - - Aaron Fuller, Forward, 6-6, 210, Freshman, Mesa, AZ (Mesa HS)

- Seven points, two rebounds and two assists in win over Oakland
- Eight points and five rebounds in win at The Citadel
- Eight points, two rebounds and two assists in win over UTSA
- Four points and two rebounds vs. Charleston Southern
- Eight points, four rebounds and one steal in exhibition win
- Named Player of the Year for Class 4A-5A in Arizona by the *Arizona Republic* as a senior
- Earned first team all-state honors as a senior and was second team as a junior
- Averaged 24.5 points, 10.8 rebounds and 2.1 blocked shots per game as a senior, shooting 61% from the field and 73% from the free throw line



Fuller, Game-by-Game

Opp.	S	FG	3-PT	FT	O-D-RE	PF	TP	A	T	B	S	M
Charleston So.	Y	2-4	0-2	0-0	0-2-2	2	4	0	1	0	0	28
UTSA	Y	3-4	1-2	1-2	1-1-2	3	8	2	2	0	0	18
at Citadel	Y	3-10	1-3	1-3	2-3-5	2	8	0	2	0	0	23
Oakland	Y	3-5	1-3	0-0	0-2-2	0	7	2	2	1	1	16
SE MO St.												
W. VA (n)												
KSU/KY (n)												
at Boston Col.												
Bryant												
Northern IA												
Iowa State												
at Drake												
W. Illinois												
at Ohio State												
Indiana												
Minnesota												
at Michigan												
at Purdue												
Wisconsin												
at Penn State												
Mich. State												
at Illinois												
at Indiana												
Northwestern												
at Wisconsin												
Purdue												
Michigan												
at Mich. State												
at Northwestern												
Ohio State												
Penn State												
Big Ten Tournament												

Career Bests


Points: 8, twice, last at The Citadel, 11/20/08
Rebounds: 5 at The Citadel, 11/20/08
FGM: 3, three times, last vs. Oakland, 11/23/08
FGA: 10 at The Citadel, 11/20/08
3-pt. FG: 1, three times, last vs. Oakland, 11/23/08
3-pt. FGA: 3, twice, last vs. Oakland, 11/23/08
FTM: 1, twice, last at The Citadel, 11/20/08
FTA: 3 at The Citadel, 11/20/08
Assists: 2, twice, last vs. Oakland, 11/23/08
Steals: 1 vs. Oakland, 11/23/08
Blocks: 1 vs. Oakland, 11/23/08
Minutes: 28 vs. Charleston Southern, 11/14/08

Career Statistics

YEAR	G/GS	FG-A	PCT	3-PT	PCT	FT-A	PCT	O-D-RB	AVG	PF-DI	AS	TO	BK	ST	PTS	AVG
Fresh.	4/4	11-23	.478	3-10	.300	2-5	.400	3-8-11	2.8	7-0	4	7	1	1	27	6.8

5 - - Matt Gatens, Guard, 6-5, 215, Freshman, Iowa City, IA (Iowa City HS)

- Five points, four rebounds and two assists in win over Oakland
- 13 points, three rebounds, six assists and four steals in win at The Citadel
- 10 points, five rebounds and seven assists in win over UTSA
- 15 points, five assists and three rebounds in win over Charleston Southern
- 11 points, two rebounds, two assists and two steals in exhibition win
- Named Iowa's "Mr. Basketball" and Gatorade Player of the Year in Iowa as a senior
- First team all-state as a senior and junior
- Named EA Sports second team all-American and Athlon Sports and ESPN Top 100 all-American
- Two-time NIKE all-American
- Averaged 22.1 points, 6.1 rebounds and five assists as senior, shooting 39.7% from three-point range and 83.3% from the free throw line



Gatens, Game-by-Game

Opp.	S	FG	3-PT	FT	O-D-RE	PF	TP	A	T	B	S	M
Charleston So.	Y	4-6	3-3	4-4	1-2-3	1	15	5	2	0	1	32
UTSA	Y	3-5	0-2	4-5	1-4-5	2	10	7	3	0	1	35
at Citadel	Y	4-7	3-5	2-2	0-3-3	2	13	6	0	0	4	35
Oakland	Y	2-6	1-3	0-0	0-4-4	1	5	2	6	0	0	35
SE MO St.												
W. VA (n)												
KSU/KY (n)												
at Boston Col.												
Bryant												
Northern IA												
Iowa State												
at Drake												
W. Illinois												
at Ohio State												
Indiana												
Minnesota												
at Michigan												
at Purdue												
Wisconsin												
at Penn State												
Mich. State												
at Illinois												
at Indiana												
Northwestern												
at Wisconsin												
Purdue												
Michigan												
at Mich. State												
at Northwestern												
Ohio State												
Penn State												
Big Ten Tournament												

Career Bests


Points: 15 vs. Charleston Southern, 11/14/08
Rebounds: 5 vs. UTSA, 11/17/08
FGM: 4, twice, last at The Citadel, 11/20/08
FGA: 7 at The Citadel, 11/20/08
3-pt. FG: 3, twice, last at The Citadel, 11/20/08
3-pt. FGA: 5 at The Citadel, 11/20/08
FTM: 4, twice, last vs. UTSA, 11/17/08
FTA: 5 vs. UTSA, 11/17/08
Assists: 7 vs. UTSA, 11/17/08
Steals: 4 at The Citadel, 11/20/08
Blocks:
Minutes: 35, three times, last vs. Oakland, 11/23/08

Career Statistics

YEAR	G/GS	FG-A	PCT	3-PT	PCT	FT-A	PCT	O-D-RB	AVG	PF-DI	AS	TO	BK	ST	PTS	AVG
Fresh.	4/4	13/24	.542	7-13	.538	10-11	.909	2-13-15	3.8	6-0	20	11	0	6	43	10.8

**32 - - Jake Kelly, Guard, 6-6, 185, Sophomore, Carmel, IN (Carmel HS)*

- 16 points, four rebounds and four assists in win over Oakland
- Five points, three rebounds, five assists and tied a career-high with three steals in win at The Citadel
- 10 points and three assists in win over Charleston Southern
- Did not play in exhibition win due to injury
- Played in all 32 games, with 25 starts
- Averaged 7.3 points and 1.9 rebounds in 2008, shooting 40.8% from the field and 77.4% from the free throw line
- Three-point percentage of 43.5% in 2008 ranks first all-time for an Iowa freshman



Kelly, Game-by-Game

Opp.	S	FG	3-PT	FT	O-D-RE	PF	TP	A	T	B	S	M
Charleston So.	N	4-5	2-2	0-0	0-1-1	0	10	3	0	0	1	20
UTSA	N	1-5	0-2	0-0	0-2-2	2	2	1	3	1	0	16
at Citadel	N	2-4	1-1	0-0	0-3-3	1	5	5	0	0	3	23
Oakland	N	4-7	3-6	5-7	2-2-4	0	16	4	0	0	1	29
SE MO St.												
W. VA (n)												
KSU/KY (n)												
at Boston Col.												
Bryant												
Northern IA												
Iowa State												
at Drake												
W. Illinois												
at Ohio State												
Indiana												
Minnesota												
at Michigan												
at Purdue												
Wisconsin												
at Penn State												
Mich. State												
at Illinois												
at Indiana												
Northwestern												
at Wisconsin												
Purdue												
Michigan												
at Mich. State												
at Northwestern												
Ohio State												
Penn State												
Big Ten Tournament												

Career Bests


Points: 19 vs. Northern Iowa, 12/5/07
Rebounds: 5, three times, last vs. Michigan, 2/14/08
FGM: 7, twice, last at Northwestern, 3/4/08
FGA: 13 vs. Northern Iowa, 12/5/07
3-PT. FG: 4 at Northwestern, 3/04/08/07
3-PT. FGA: 5, three times, last at Northwestern, 3/04/08
FTM: 4, twice, last at Iowa State, 12/8/07
FTA: 4, twice, last at Iowa State, 12/8/07
Assists: 6 vs. Louisiana-Monroe, 11/30/07
Steals: 3, twice, last at The Citadel, 11/20/08
Blocks: 2, twice, last vs. Michigan, 2/14/08
Minutes: 40 vs. Northwestern, 2/19/08

Career Statistics

YEAR	G/GS	FG-A	PCT	3-PT	PCT	FT-A	PCT	O-D-RB	AVG	PF-DI	AS	TO	BK	ST	PTS	AVG
Fresh.	32/25	82-201	.408	30-69	.435	41-53	.774	15-45-60	1.9	83-3	65	70	10	20	235	7.3
Soph.	4/0	11-21	.524	6-11	.545	5-7	.714	2-8-10	2.5	3-0	13	3	1	5	33	8.3
Career	36/25	93-222	.419	36-80	.450	46-60	.767	17-53-70	1.9	86-3	78	73	11	25	268	7.4

**2 - - David Palmer, Center, 6-9, 240, Junior, Antioch, TN (Oak Hill Academy)*

- Four points and one rebound in win over Charleston Southern
- Two points and four rebounds in exhibition win
- Played in 14 games in 2008, with no starts
- Averaged 0.9 points and 0.6 rebounds
- Seven points vs. Wake Forest



Career Bests

Points: 11 vs. Morgan State, 12/29/05
Rebounds: 7 vs. Morgan State, 12/29/05
FGM: 5 vs. Morgan State, 12/29/05
FGA: 10 vs. Monmouth, 12/8/05
3-PT. FG: 1, twice, last vs. Wake Forest, 11/26/07
3-PT. FGA: 2 vs. Bradley, 11/23/07
FTM: 2, three times, last vs. Wake Forest, 11/26/07
FTA: 4, twice, last vs. Wake Forest, 11/26/07
Assists: 1, three times, last vs. South Florida, 2/8/06
Steals: 1, seven times, last vs. Eastern Illinois, 12/1/07
Blocks: 1, three times, last vs. South Florida, 1/20/06
Minutes: 21 vs. Monmouth, 12/8/05

Palmer, Game-by-Game

Opp.	S	FG	3-PT	FT	O-D-RE	PF	TP	A	T	B	S	M
Charleston So. N		1-2	0-1	2-2	0-1-1	0	4	0	0	0	0	2
UTSA					DNP							
at Citadel					DNP							
Oakland	N	0-0	0-0	0-0	0-0-0	0	0	0	0	0	0	2
SE MO St.												
W. VA (n)												
KSU/KY (n)												
at Boston Col.												
Bryant												
Northern IA												
Iowa State												
at Drake												
W. Illinois												
at Ohio State												
Indiana												
Minnesota												
at Michigan												
at Purdue												
Wisconsin												
at Penn State												
Mich. State												
at Illinois												
at Indiana												
Northwestern												
at Wisconsin												
Purdue												
Michigan												
at Mich. State												
at Northwestern												
Ohio State												
Penn State												
Big Ten Tournament												


Career Statistics

YEAR	G/GS	FG-A	PCT	3-PT	PCT	FT-A	PCT	O-D-RB	AVG	PF-DI	AS	TO	BK	ST	PTS	AVG
*Fresh.	27/0	35-77	.455	0-1	.000	10-17	.588	25-28-53	2.0	52-0	3	10	5	5	80	3.0
Soph.	14/0	4-13	.308	2-5	.400	3-5	.600	2-6-8	0.6	13-0	0	6	0	2	13	0.9
Junior	2/0	1-2	.500	0-1	.000	2-2	1.000	0-1-1	0.5	0-0	0	0	0	0	4	2.0
Career	43/0	40-92	.435	2-7	.286	15-24	.625	27-35-62	1.4	65-0	3	16	5	7	97	2.3

* - 2005-06 at Seton Hall

***30 - - Jeff Peterson, Guard, 6-0, 192, Sophomore, Springfield, MO (DeMatha Catholic HS)**

- Eight points, nine assists and two steals in win over Oakland
- 12 points, three rebounds and three assists in win at The Citadel
- Five points, two rebounds and two assists in win over UTSA
- Nine points and three assists in win over Charleston Southern
- Five points and three assists in exhibition win
- Played in 30 games in 2008, with 11 starts
- Averaged 5.2 points, 3.1 assists and two rebounds per game



Peterson, Game-by-Game

Opp.	S	FG	3-PT	FT	O-D-RE	PF	TP	A	T	B	S	M
Charleston So.	Y	3-4	1-1	2-2	0-2-2	2	9	3	1	0	0	24
UTSA	Y	2-4	1-2	0-0	1-1-2	5	5	2	2	0	1	29
at Citadel	Y	4-7	1-2	3-4	1-2-3	1	12	3	0	0	1	31
Oakland	Y	1-2	0-1	6-8	0-0-0	2	8	9	1	0	2	33
SE MO St.												
W. VA (n)												
KSU/KY (n)												
at Boston Col.												
Bryant												
Northern IA												
Iowa State												
at Drake												
W. Illinois												
at Ohio State												
Indiana												
Minnesota												
at Michigan												
at Purdue												
Wisconsin												
at Penn State												
Mich. State												
at Illinois												
at Indiana												
Northwestern												
at Wisconsin												
Purdue												
Michigan												
at Mich. State												
at Northwestern												
Ohio State												
Penn State												
Big Ten Tournament												

Career Bests

Points: 20 vs. Northern Colorado, 11/14/07
Rebounds: 5, three times, last vs. Drake, 12/14/07
FGM: 7 vs. Northern Colorado, 11/14/07
FGA: 10, twice, last vs. Bradley, 11/23/07
3-PT. FG: 2, four times, last at Penn State, 2/27/08
3-PT. FGA: 5 vs. Bradley, 11/23/07
FTM: 9 vs. Penn State, 1/26/08
FTA: 9, twice, last vs. Penn State, 1/26/08
Assists: 9, three times, last vs. Oakland, 11/23/08
Steals: 2, four times, last vs. Oakland, 11/23/08
Blocks:
Minutes: 40, twice, last vs. Wake Forest, 11/26/07

Career Statistics

YEAR	G/GS	FG-A	PCT	3-PT	PCT	FT-A	PCT	O-D-RB	AVG	PF-DI	AS	TO	BK	ST	PTS	AVG
Fresh.	30/11	49-151	.325	14-52	.269	44-60	.733	6-55-61	2.0	66-3	92	94	0	19	156	5.2
Soph.	4/4	10-17	.588	3-6	.500	11-14	.786	2-5-7	1.8	10-1	17	4	0	4	34	8.5
Career	34/15	59-168	.351	17-58	.293	55-74	.743	8-60-68	2.0	76-4	109	98	0	23	190	5.6

****44 - - Cyrus Tate, Forward, 6-8, 255, Senior, Chicago, IL (Northeast, NE CC)**

- 11 points and tied a career-high with 13 rebounds for fifth career double-double
- Four points and five rebounds in win at The Citadel
- 18 points (8-9 FG's, 2-2 FT's), five rebounds, career-high three blocks and two steals in win over UTSA
- Nine points, 12 rebounds and two blocked shots in win over Charleston Southern
- Played in 31 games in 2008, with 19 starts
- Honored as recipient of 2008 Chris Street Award
- Averaged 8.3 points and 5.4 rebounds in all games, shooting 66.7% from the field
- Averaged 10.6 points and seven rebounds in Big Ten action
- Led the Big Ten in field goal percentage (70.2%) in league games only and ranked third in rebounds



Tate, Game-by-Game

Opp.	S	FG	3-PT	FT	O-D-RE	PF	TP	A	T	B	S	M
Charleston So.	Y	3-4	0-0	3-3	3-9-12	1	9	0	2	2	0	26
UTSA	Y	8-9	0-0	2-2	1-4-5	2	18	0	1	3	2	33
at Citadel	Y	2-3	0-0	0-0	2-3-5	4	4	0	2	0	0	18
Oakland	Y	5-6	0-0	1-3	4-9-13	4	11	0	1	0	1	32
SE MO St.												
W. VA (n)												
KSU/KY (n)												
at Boston Col.												
Bryant												
Northern IA												
Iowa State												
at Drake												
W. Illinois												
at Ohio State												
Indiana												
Minnesota												
at Michigan												
at Purdue												
Wisconsin												
at Penn State												
Mich. State												
at Illinois												
at Indiana												
Northwestern												
at Wisconsin												
Purdue												
Michigan												
at Mich. State												
at Northwestern												
Ohio State												
Penn State												
Big Ten Tournament												

Career Bests


Points:	26 at Michigan State, 2/23/08
Rebounds:	13, twice, last vs. Oakland, 11/23/08
FGM:	10 at Michigan State, 2/23/08
FGA:	13 at Michigan State, 2/23/08
3-pt. FG:	
3-pt. FGA:	
FTM:	10 vs. Michigan, 3/13/08
FTA:	17 vs. Michigan, 3/13/08
Assists:	2, five times, last vs. Illinois, 3/1/08
Steals:	3, twice, last vs. Northwestern, 2/19/08
Blocks:	3 vs. UTSA, 11/17/08
Minutes:	39 vs. Illinois, 3/1/08

Career Statistics

YEAR	G/GS	FG-A	PCT	3-PT	PCT	FT-A	PCT	O-D-RB	AVG	PF-DI	AS	TO	BK	ST	PTS	AVG
Soph.	31/22	48-104	.462	0-0	.000	35-53	.660	47-88-135	4.4	93-4	13	42	8	17	131	4.2
Jun.	31/19	86-129	.667	0-0	.000	86-147	.585	59-107-166	5.4	87-3	8	57	12	18	258	8.3
Sen.	4/4	18-22	.818	0-0	.000	6-8	.750	10-25-35	8.8	11-0	0	6	5	3	42	10.5
Career	66/45	152-255	.596	0-0	.000	127-208	.611	116-220-336	5.1	191-7	21	105	25	38	431	6.5

1 - - Anthony Tucker, Guard, 6-4, 200, Freshman, Minnetonka, MN (Minnetonka HS)

- 19 points (5-10 3Pt FG's) and six rebounds in win over Oakland
- 21 points (7-11 3Pt FG's) and two rebounds in win at The Citadel
- 15 points and two assists in win over UTSA
- 10 points and two rebounds in win over Charleston Southern
- 21 points, four assists and three rebounds in exhibition win
- Named Metro Player of the Year by *Minneapolis Star-Tribune* as a senior
- First team all-state as a senior and finalist for Minnesota Mr. Basketball
- Led team to state championship as a senior as team posted 28-3 overall record



Tucker, Game-by-Game

Opp.	S	FG	3-PT	FT	O-D-RE	PF	TP	A	T	B	S	M
Charleston So.	Y	4-13	2-11	0-0	0-2-2	1	10	1	1	0	2	25
UTSA	Y	5-8	2-5	3-3	0-1-1	0	15	2	2	0	1	28
at Citadel	Y	7-13	7-11	0-0	0-2-2	0	21	1	0	0	1	28
Oakland	Y	7-12	5-10	0-0	1-5-6	1	19	1	1	0	0	35
SE MO St.												
W. VA (n)												
KSU/KY (n)												
at Boston Col.												
Bryant												
Northern IA												
Iowa State												
at Drake												
W. Illinois												
at Ohio State												
Indiana												
Minnesota												
at Michigan												
at Purdue												
Wisconsin												
at Penn State												
Mich. State												
at Illinois												
at Indiana												
Northwestern												
at Wisconsin												
Purdue												
Michigan												
at Mich. State												
at Northwestern												
Ohio State												
Penn State												
Big Ten Tournament												

Career Bests

- Points:** 21 at The Citadel, 11/20/08
Rebounds: 6 vs. Oakland, 11/23/08
FGM: 7, twice, last vs. Oakland, 11/23/08
FGA: 13, twice, last at The Citadel, 11/20/08
3-pt. FG: 7 at The Citadel, 11/20/08
3-pt. FGA: 11, twice, last at The Citadel, 11/20/08
FTM: 3 vs. UTSA, 11/17/08
FTA: 3 vs. UTSA, 11/17/08
Assists: 2 vs. UTSA, 11/17/08
Steals: 2 vs. Charleston Southern, 11/14/08
Blocks:
Minutes: 35 vs. Oakland, 11/23/08

Career Statistics

YEAR	G/GS	FG-A	PCT	3-PT	PCT	FT-A	PCT	O-D-RB	AVG	PF-DI	AS	TO	BK	ST	PTS	AVG
Fresh.	4/4	23-46	.500	16-37	.432	3-3	1.000	1-10-11	2.8	2-0	5	4	0	3	65	16.3

2008-09 Game Summaries

(1) **IOWA 68, CHARLESTON SOUTHERN 48**
November 14, 2008, Carver-Hawkeye Arena, Iowa City, IA

Iowa trailed 7-0 in the early going before using a 20-4 scoring run to gain control on the way to a 68-48 season-opening win over Charleston Southern in Iowa City. Freshman Matt Gatens hit a three-point basket at the 17:24 mark for Iowa's first points of the season, and Iowa added nine more points over the next four minutes before the visitors would score again. The Hawkeyes increased the advantage to 11 points with six minutes remaining before CSU closed the gap to 29-25 at halftime. Gatens and fellow freshman Anthony Tucker combined to score Iowa's first 15 points.

Iowa scored the first four points of the second half and led by six or more the rest of the way. Iowa's biggest margin was 23 points in the final minutes. The Hawkeyes shot 56% from the field in the second half, while holding the visitors to just 26.7%.

Iowa shot 51.1% for the game, including 36% from three-point range. The Hawkeyes also shot 73.3% from the free throw line and held a 32-30 rebounding advantage. Charleston Southern shot just 33.3% for the game.

Gatens led Iowa with 15 points and five assists, hitting 4-6 field goals, all three of his three-point attempts and all four of his free throw attempts. Tucker and sophomore guard Jake Kelly each added 10 points, while senior forward Cyrus Tate collected nine points and 12 rebounds and sophomore guard Jeff Peterson added nine points and three assists. Kelly saw his first action of the season, as he missed Iowa's exhibition win over Wayne State due to injury.

CHARLESTON SOUTHERN -- 48

Name	FG	3-PT	FT	RB	PF	TP	A	TO	BK	S	MN
Martin	1-4	0-1	4-6	3	3	6	0	1	0	1	22
Carter	6-15	1-4	0-2	1	1	13	1	2	0	1	26
Blackmon	3-4	0-0	0-0	8	3	6	0	0	1	0	30
Knight	0-3	0-0	0-0	1	2	0	4	1	0	0	30
Warren	5-9	4-4	4-5	2	3	18	2	4	0	0	35
Goods	0-1	0-0	0-0	0	1	0	0	1	0	0	10
Johnson	1-5	1-2	0-0	2	0	3	0	0	0	0	16
Lamb	0-5	0-3	0-0	3	1	0	1	0	0	0	15
Knysas	1-5	0-1	0-1	1	1	2	1	0	0	0	16
Team				9							
Totals	17-51	6-15	8-14	30	15	48	9	9	1	2	200
	FG%: .333		3-PT%: .400			FT%: .571					

IOWA -- 68

Name	FG	3-PT	FT	RB	PF	TP	A	TO	BK	S	MN
Fuller	2-4	0-2	0-0	2	2	4	0	1	0	0	28
Tate	3-4	0-0	3-3	12	1	9	0	2	2	0	26
Tucker	4-13	2-11	0-0	2	1	10	1	1	0	1	25
Gatens	4-6	3-3	4-4	3	1	15	5	2	0	1	32
Peterson	3-4	1-1	2-2	2	2	9	3	1	0	0	24
Palmer	1-2	0-1	2-2	1	0	4	0	0	0	0	2
Bawinkel	1-3	1-3	0-0	1	0	3	1	0	0	0	9
Brommer	0-2	0-0	0-2	4	1	0	0	0	2	0	14
Davis	2-4	0-2	0-0	0	2	4	1	0	0	0	10
Kelly	4-5	2-2	0-0	1	0	10	3	0	0	1	20
Cole	0-0	0-0	0-2	1	2	0	0	0	0	0	10
Team				3							
Totals	24-47	9-25	11-15	32	12	68	14	7	4	3	200
	FG%: .511		3-PT%: .360			FT%: .733					

Score by Periods:	Attendance: 9,070		
Charleston Southern	25	23	48
Iowa	29	39	68

(2) **IOWA 73, TEXAS-SAN ANTONIO 67**
November 17, 2008, Carver-Hawkeye Arena, Iowa City, IA

Iowa let a 12 point halftime advantage slip away before making 14-15 free throws in the second half in earning a 73-67 win over Texas-San Antonio. Iowa shot 65.2% from the field in the opening half, building a 40-28 advantage at the break. Iowa connected on 15-23 field goal attempts and 6-7 free throws in the first half and had 11 assists.

UTSA used full court pressure to get back in the game, forcing 11 Iowa turnovers in the final 20 minutes. The Roadrunners took a 57-54 advantage with 7:49 to play, their first lead since the opening minutes of play.

Iowa responded by scoring eight straight points, six of those on free throws by Jermain Davis. UTSA stayed in the game, closing the deficit to two points twice in the closing minutes, the last at 67-65 with 33 seconds remaining. Matt Gatens hit two free shots to increase the advantage and Cyrus Tate blocked a UTSA shot attempt as the Hawkeyes held on.

Iowa shot 57.1% (24-42) from the field and 90.9% (20-22) from the free throw line, compared to 44.4% field goal shooting and 83.3% shooting from the line for the visitors.

Tate led Iowa's balanced attack with 18 points, hitting 8-9 field goals and both of his free throws. Anthony Tucker added 15 points, Gatens contributed 10 points and seven assists and Davis ended with game with 10 points on 10-10 shooting from the line. Tate and Gatens led Iowa with five rebounds apiece and Tate collected three blocked shots and two steals.

TEXAS-SAN ANTONIO -- 67

Name	FG	3-PT	FT	RB	PF	TP	A	TO	BK	S	MN
Gabbidon	4-12	1-7	3-3	4	2	12	2	3	2	1	26
Bonney	2-5	0-0	2-2	1	3	6	0	1	0	0	15
Johnson	5-8	3-4	4-4	3	4	17	5	1	0	1	32
Gibson	2-8	0-2	1-2	3	4	5	5	4	0	5	35
Smith	2-3	2-3	0-0	1	1	6	1	1	0	0	20
Shank	3-5	3-5	0-0	0	3	9	0	1	0	0	16
Allen	0-2	0-1	0-0	3	0	0	1	0	0	0	15
Gasporra	0-0	0-0	0-0	0	0	0	0	0	0	0	2
Fields	4-9	0-2	0-1	2	2	8	1	3	0	3	26
Stepter	2-2	0-0	0-0	2	3	4	0	2	0	1	13
Team				5							
Totals	24-54	9-24	10-12	24	22	67	15	16	2	11	200
	FG%: .444		3-PT%: .375			FT%: .833					

IOWA -- 73

Name	FG	3-PT	FT	RB	PF	TP	A	TO	BK	S	MN
Fuller	3-4	1-2	1-2	2	3	8	2	2	0	0	18
Tate	8-9	0-0	2-2	5	2	18	0	1	3	2	33
Tucker	5-8	2-5	3-3	1	0	15	2	2	0	1	28
Gatens	3-5	0-2	4-5	5	2	10	7	3	0	1	35
Peterson	2-4	1-2	0-0	2	5	5	2	2	0	1	29
Bawinkel	1-2	1-2	0-0	2	0	3	0	0	0	0	12
Brommer	1-1	0-0	0-0	1	0	2	0	0	0	0	7
Davis	0-4	0-1	10-10	4	0	10	2	4	0	0	19
Kelly	1-5	0-2	0-0	2	2	2	1	3	1	0	16
Cole	0-0	0-0	0-0	1	1	0	0	1	0	0	3
Team				3							
Totals	24-42	5-16	20-22	28	15	73	16	19	4	5	200
	FG%: .571		3-PT%: .313			FT%: .909					

Score by Periods:	Attendance: 8,051		
Texas-San Antonio	28	39	67
Iowa	40	33	73

2008-09 Game Summaries

(3) IOWA 70, THE CITADEL 48
November 20, 2008, McAlister Field House, Charleston, SC

Iowa used a 16-4 scoring run over the final seven minutes of the first half to gain control and the Hawkeyes went on to post a 70-48 win at The Citadel. The teams traded baskets in the opening minutes before The Citadel tied the game at 16-16 with seven minutes left in the half. Iowa's Anthony Tucker hit back-to-back three-points to spark an 11-0 scoring run as Iowa built a 32-20 advantage at the break.

Cyrus Tate scored on a rebound basket to start the second half, giving the Hawkeyes a 14 point cushion. The Citadel rallied, closing the margin to six points four minutes into the half. The Bulldogs added a three-point play at the 13 minute mark to cut the deficit to five, 39-34, with 13 minutes remaining.

Another three-pointer by Tucker and a three-point play by Aaron Fuller increased Iowa's advantage to 45-34 and Iowa was not threatened the rest of the way.

The Hawkeye were efficient in gaining their first road win over the season. Iowa shot 47.5% from the field, including 52% (13-25) from three-point range. Iowa had just six turnovers, the low mark for a Hawkeye team in 35 games under Todd Lickliter, and had nine steals, which led to 23 points off turnovers.

Tucker led Iowa with 21 points, hitting 7-11 three-point attempts. Matt Gatens added 13 points, six assists and four steals and three rebounds, Jeff Peterson had 12 points and three assists and Fuller added eight points and five rebounds. Iowa won the rebounding battle 28-23 and forced 13 turnovers.

Iowa -- 70

Name	FG	3-PT	FT	RB	PF	TP	A	TO	BK	S	M
Fuller	3-10	1-3	1-3	5	2	8	0	2	0	0	23
Tate	2-3	0-0	0-0	5	4	4	0	2	0	0	18
Tucker	7-13	7-11	0-0	2	0	21	1	0	0	1	28
Gatens	4-7	3-5	2-2	3	2	13	6	0	0	4	35
Peterson	4-7	1-2	3-4	3	1	12	3	0	0	1	31
Bawinkel	0-1	0-1	0-0	2	0	0	0	0	0	0	8
Brommer	1-1	0-0	0-0	0	0	2	0	0	0	0	2
Davis	0-3	0-2	1-2	0	2	1	0	0	0	0	12
Kelly	2-4	1-1	0-0	3	1	5	5	0	0	3	23
Cole	2-2	0-0	0-2	2	2	4	0	1	0	0	20
Team				3				1			
Totals	25-51	13-25	7-13	28	14	70	15	6	0	9	200
	FG%:	.490		3-PT%:	.520			FT%:	.538		

The Citadel -- 48

Name	FG	3-PT	FT	RB	PF	TP	A	TO	BK	S	M
Dahn	0-2	0-2	0-0	1	4	0	0	0	0	0	18
Eykyn	3-5	1-3	1-1	2	2	8	0	3	0	0	21
Nelson	5-8	0-0	1-1	3	3	11	1	4	2	0	28
Urbanus	1-4	1-3	0-0	1	2	3	0	1	0	0	35
Wells	8-13	1-4	4-5	4	0	21	1	3	1	0	38
McDowell	0-1	0-1	0-0	1	0	0	0	0	0	0	14
Morabbi	0-5	0-3	0-0	6	2	0	3	0	0	0	24
Brick	0-0	0-0	0-0	0	0	0	0	0	0	0	4
Streeter	1-1	0-0	0-0	1	1	2	0	0	0	0	5
Roberts	0-0	0-0	0-0	0	1	0	0	0	0	0	7
Clark	1-1	1-1	0-0	0	0	3	0	2	0	0	6
Team				4							
Totals	19-40	4-17	6-7	23	15	48	5	13	3	0	200
	FG%:	.475		3-PT%:	.235			FT%:	.857		

Score by Periods:

Iowa	32	38	70
The Citadel	20	28	48

Attendance: 2,024

(4) IOWA 66, Oakland 57
November 23, Carver-Hawkeye Arena, Iowa City, IA

Iowa built a 10 point advantage in the second half before holding off a late rally in securing a 66-57 win over Oakland University in Iowa City. With the win the Hawkeyes improved to 4-0 for the second straight season under Coach Todd Lickliter.

The Hawkeyes held a 30-24 advantage at the break and increased the margin to 53-43 with 4:35 remaining. But Oakland hit two three-point baskets within the next minute and two free throws with 2:54 left to play to cut the deficit to two points. Iowa increased its margin on a three-point basket by Anthony Tucker and two free throws each by Jeff Peterson and Jake Kelly, taking a 60-51 advantage with 1:05 to play. Iowa hit 10-13 free throw attempts in the final two minutes.

The Hawkeyes shot 55% from the field, including 57.1% in the first half. Iowa made 12-15 two point attempts and 10-25 three-point shots in the game, collecting 19 assists on 22 field goals. Oakland's full court pressure and trapping zone defense forced 16 Iowa turnovers.

The Iowa defense held Oakland to 43.1% shooting from the field and the Hawkeyes held a 31-24 rebounding advantage.

Freshman Anthony Tucker hit 5-10 three-point shots and led Iowa in scoring with 19 points. Cyrus Tate added his fifth career double-double with 11 points and 13 rebounds, and Kelly added 16 points, four rebounds and four assists. Tucker contributed six rebounds, Peterson had eight points and matched his career-best with nine rebounds.

OAKLAND -- 57

Name	FG	3-PT	FT	RB	PF	TP	A	TO	BK	S	MN
Hudson	3-6	0-0	0-0	5	5	6	1	3	2	2	32
Benson	0-0	0-0	1-2	0	0	1	0	1	0	0	12
Cushingberry	3-5	0-2	0-1	5	5	6	2	0	0	0	37
Jones	8-20	2-4	3-6	3	1	21	5	3	0	2	40
Kangas	6-15	4-11	2-2	3	1	18	1	1	0	1	36
Samuels	1-1	0-0	0-0	1	1	2	0	1	0	0	5
Milutinovic	0-0	0-0	0-0	0	1	0	0	0	0	1	3
Bieszki	0-0	0-0	0-0	0	0	0	0	0	0	0	1
Maynard	1-2	1-1	0-0	3	4	3	1	1	0	0	17
Waterstradt	0-2	0-1	0-0	0	2	0	0	1	0	1	17
Team				4							
Totals	22-51	7-19	6-11	24	20	57	10	11	2	7	200
	FG%:	.431		3-PT%:	.368			FT%:	.545		

IOWA -- 66

Name	FG	3-PT	FT	RB	PF	TP	A	TO	BK	S	MN
Fuller	3-5	1-3	0-0	2	0	7	2	2	1	1	16
Tate	5-6	0-0	1-3	13	4	11	0	1	0	1	32
Tucker	7-12	5-10	0-0	6	1	19	1	1	0	0	35
Gatens	2-6	1-3	0-0	4	1	5	2	6	0	0	35
Peterson	1-2	0-1	6-8	0	2	8	9	1	0	2	33
Palmer	0-0	0-0	0-0	0	0	0	0	0	0	0	2
Bawinkel	0-2	0-2	0-0	0	0	0	0	0	0	0	3
Davis	0-0	0-0	0-0	1	2	0	1	1	0	1	9
Kelly	4-7	3-6	5-7	4	0	16	4	0	0	1	29
Cole	0-0	0-0	0-0	0	2	0	0	1	0	0	6
Team				1				3			
Totals	22-40	10-25	12-18	31	12	66	19	16	1	6	200
	FG%:	.550		3-PT%:	.400			FT%:	.667		

Score by Periods:

Oakland	24	33	57
Iowa	30	36	66

Attendance: 8,079