

Nov. 26, 2005

Texas-San Antonio at Iowa

Carver-Hawkeye Arena

Iowa Hawkeyes (3-1)

							Pts.	Reb.	FG%	FT%
44	Greg Brunner	F	6-7	240	Sr.	Charles City, IA (Charles City)	13.8	8.8	.465	.619
34	Erek Hansen	C	6-11	220	Sr.	Bedford, TX (Kirkwood, IA CC)	6.8	4.5	.647	.714
1	Adam Haluska	G	6-5	210	Jr.	Carroll, IA (Carroll)	14.5	4.5	.358	.786
2	Jeff Horner	G	6-3	185	Sr.	Mason City, IA (Mason City)	10.8	3.0	.311	1.000
35	Mike Henderson	G	6-2	190	Jr.	Waterloo, IA (East)	9.0	5.5	.417	.789

Texas-San Antonio Roadrunners (2-0)

15	Roderick Rodgers	F	6-4	215	So.	Dallas, TX (Lincoln)	7.0	4.0	.583	.000
54	Nkem Ojougboh	C	6-9	210	Fr.	Scottsdale, AZ (Christian Academy)	5.0	5.0	.400	.500
3	Andre Owens	G	6-4	200	Sr.	Irving, TX (McLennan CC)	17.0	6.5	.636	.545
10	Kurt Attaway	G	6-1	190	Jr.	Flower Mound, TX (Marcus)	9.5	3.5	.545	.800
13	Eric Young	G	6-2	165	Fr.	Houston, TX (Eisenhower)	12.0	3.0	.636	.700

THE SETTING

Iowa (3-1) returns home to host Texas-San Antonio (2-0) Saturday, Nov. 26, in the first of four straight home games. Game time is 12:05 p.m. in Carver-Hawkeye Arena (15,500).

The Hawkeyes opened the season with wins over Maryland-Eastern Shore (86-41), Colgate (73-51) and seventh-ranked Kentucky (67-63) before a 68-59 loss to second-ranked Texas in the finals of the Guardians Classic in Kansas City, MO.

The Roadrunners opened the season with an 81-78 win over Angelo State and improved to 2-0 with a 73-56 win over Cameron Wednesday night in San Antonio.

ON THE AIR

Radio: Iowa games are broadcast on the Hawkeye Radio Network. Gary Dolphin handles the play-by-play with color commentator Bob Hansen.

Television: ESPN Regional will carry the game to a network of stations that includes KGAN Cedar Rapids, KDSM Des Moines and KWQC Quad Cities, along with cable systems in Denver, CO. Larry Morgan and Mac McCausland will call the action.

IOWA HISTORY

Iowa has played 2,347 games since beginning basketball in 1902. Overall Iowa's record is 1,399-948 (.596). That includes an 873-306 (.740) record in home games, a 525-642 (.450) record in games away from Iowa City, a 664-653 (.504) mark in Big Ten games and a 279-80 (.777) record in Carver-Hawkeye Arena.

IN THE RANKINGS

Iowa is ranked 17 in the ESPN/USA Today coaches poll and 18th in the Associated Press rankings. This marks the first time the Hawkeyes have opened the season in the top 25 since 2001-02. Iowa, that season, was eighth in the first coaches poll and ninth in the Associated Press rankings.

IOWA IN CARVER-HAWKEYE ARENA

Iowa has compiled a 279-80 (.777) record in Carver-Hawkeye Arena. Iowa is 132-67 (.663) in Big Ten games and 147-13 (.918) in non-Big Ten games. Iowa has drawn over five million fans for men's basketball games since the arena opened in 1983. Iowa has posted a 71-25 (.740) home record under Coach Steve Alford, including a 44-4 (.917) mark in non-conference home games.

Schedule/Results

Record: 3-1

* Nov. 14	MD-Eastern Shore	W	86-41
* Nov. 15	Colgate	W	73-51
&Nov. 21	Kentucky	W	67-63
&Nov. 22	Texas	L	59-68
Nov. 26	Texas-San Antonio, 12:05 pm		
Nov. 30	North Carolina State, 8:35 pm		
+ Dec. 2	Fairfield, 8:11 pm		
+Dec. 3	Tulane/Valparaiso, TBA		
Dec. 6	at Northern Iowa, 7:05 pm		
Dec. 9	at Iowa State, 7:05 pm		
Dec. 17	Arizona State, 7:05 pm		
Dec. 20	Drake, 7:05 pm		
Dec. 22	Robert Morris, 7:05 pm		
Dec. 30	at Saint Louis, 7:05 pm		
Jan. 5	at Wisconsin, 7:05 pm		
Jan. 7	Illinois, 1:05 pm		
Jan. 14	at Penn State, 11:17 am		
Jan. 18	Minnesota, 7:05 pm		
Jan. 21	at Michigan State, 11:05 am		
Jan. 24	Indiana, 8:05 pm		
Jan. 28	Ohio State, 7:05 pm		
Feb. 1	at Purdue, 6:05 pm		
Feb. 4	Michigan, 4:10 pm		
Feb. 8	at Northwestern, 7:05 pm		
Feb. 11	at Indiana, 11:05 am		
Feb. 14	Michigan State, 8:05 pm		
Feb. 18	at Minnesota, 3:35 pm		
Feb. 25	at Illinois, 5:05 pm		
Mar. 1	Penn State, 7:05 pm		
Mar. 4	Wisconsin, 11:05/3:35		
Mar. 9-12	Big Ten Tournament		

* - - Guardians Classic, Iowa City, IA
 & - - Guardians Classic, Kansas City, MO
 + - - Hawkeye Challenge

All times listed are Central Time

Coach Steve Alford

Steve Alford (pronounced ALL-ford) is in his seventh season as the head coach at the University of Iowa and his 15th season as a college head coach. Alford holds a career record of 269-161 (.626), including a 113-84 (.574) record at Iowa, a 78-29 (.729) record in four seasons (1992-95) at Div. III Manchester College and a four-year record (1996-99) of 78-48 (.619) at Southwest Missouri State.



Alford ranks fifth among Iowa's head basketball coaches in total wins and needs just one victory to tie Bucky O'Connor for fourth place. He is 41-55 (.427) in Big Ten games. Alford is 8-6 in the NCAA Tournament (3-3 in Division I and 5-3 in Division III) and 2-4 in the NIT. His record in the Big Ten Tournament is 10-5 in six seasons. Iowa won the tournament in 2001, returned to the title game in 2002 and just missed the championship game in 2005.

Alford led Iowa into the second round of the 2001 NCAA Tournament in his second season and the Hawkeyes returned to the NCAA Tournament in 2005. Iowa advanced to the NIT in 2002, 2003 and 2004.

Alford led Southwest Missouri State to the NCAA Sweet 16 in 1999 and in 1995 Manchester advanced to the NCAA championship game before suffering its first defeat of the season.

Alford is a 1987 graduate of Indiana, where he led the Hoosiers to the 1987 NCAA title. Alford was a member of the 1984 U. S. Olympic team that earned the Gold Medal and he was the 26th player selected in the NBA Draft following his senior season. Alford played four seasons in the NBA before beginning his coaching career.

At Indiana, Alford started 120 of 125 games in four seasons. He served as team captain in 1987 when the Hoosiers were 30-4. Steve concluded his college career as Indiana's all-time scoring leader with 2,438 points and he holds the Indiana record for career steals with 178. He was a consensus first team All-American and the Big Ten MVP as a senior.

Alford is a member of the Manchester College M Association Hall of Fame and the Indiana University Athletics Hall of Fame. In 2001 he was named one of the "Top 50 Athletes" in the history of the state of Indiana and was selected as a member of the 15-man Indiana University all-Century team. In 2004 he was one of five players selected to ESPN's Big Ten Conference Silver Anniversary team.

Alford is 1-0 vs. Texas-San Antonio and UTSA Coach Tim Carter. Alford's Southwest Missouri State team defeated Carter's Roadrunners 90-54 early in the 1997-98 season.

IOWA OPPONENTS RANKED

Six teams on Iowa's 2005-06 schedule were in the initial rankings, including both opponents who reached the semi-finals of the Guardians Classic. Texas was ranked second by the AP and third by the coaches, Michigan State fourth by the AP and fifth by the coaches, Kentucky ninth and 10th, Illinois 17th in both, Indiana 23rd and 22nd and Iowa State 25th and 23rd.

Iowa Quick Facts

Location:	Iowa City, IA
Founded:	1847
Enrollment:	29,697
President:	David Skorton
Athletic Director:	Bob Bowlsby
Conference:	Big Ten
Home Arena:	Carver-Hawkeye (15,500)
All-Time Record:	1,399-948 (.596)
All-Time Big Ten Record:	664-653 (.504)
NCAA Appearances:	21
NCAA Tournament Record:	27-23

Head Coach:	Steve Alford
Record At Iowa:	113-84, .574 (7th season)
Career Record:	269-161, .626 (15th season)
Big Ten Record:	41-55 (.427)
Associate Head Coach:	Craig Neal (Georgia Tech)
Assistant Coaches:	Greg Lansing (South Dakota) Brian Jones (Northern Iowa)
Dir. of Basketball Operations:	Rich Walker (Bowling Green)
Trainer:	John Streif
Sports Information:	Phil Haddy/Steve Roe
Sports Info. Telephone:	319-335-9411
Sports Info. FAX:	319-335-9417
Internet Address:	www.hawkeyesports.com

Additionally, five Hawkeye opponents are listed among teams receiving votes, including North Carolina State, Ohio State, Wisconsin, Michigan and Northern Iowa. Iowa will play 10 games against the six rated opponents and a total of 16 games against opponents who are either ranked or receiving votes.

IOWA SECOND IN GUARDIANS CLASSIC

Iowa made its second appearance in the Guardians Classic and placed second for the second time in five seasons. The Hawkeyes, in 2001, defeated Maryland-Eastern Shore (89-59), Boston University (90-61) and Memphis (75-71) before a 78-77 last-second loss to Missouri in the title game. This season the Hawkeyes defeated Maryland-Eastern Shore, Colgate and Kentucky before falling to Texas in the title game.

UTSA COACH TIM CARTER

Tim Carter is in his 11th season at the head coach at Texas-San Antonio and his 12th season overall as a college head coach. Carter has a career record of 162-151, including a 151-135 mark with the Roadrunners. Carter was the head coach at Nebraska-Omaha for one year (1994-05) and he has also been an assistant coach at Midwestern State (1984-86), Houston (1986-87), Oklahoma State (1987-90) and Northwestern (1990-94).

Carter led the Roadrunners to the NCAA Tournament in 1999 and 2004. His UTSA team won the Southland Conference regular season title in 2004 and his teams have won 15 or more games in six of the past 10 seasons. He was the 1999 Southland Conference Coach of the Year.

Carter has not coached against Iowa and he is 0-1 vs. Hawkeye Coach Steve Alford.

Iowa Basketball Roster

No.	Name	Pos.	Ht.	Wt.	Yr.	Hometown (High School)	The Latest Scoop
1	* Adam Haluska	G	6-5	210	Jr.	Carroll, IA (Carroll)	23 points & 7 rebounds vs. Texas
2	*** Jeff Horner	G	6-3	185	Sr.	Mason City, IA (Mason City)	9 points & 7 assists vs. Texas
4	* J.R. Angle	G/F	6-7	205	So.	Franklin, IN (Indian Creek)	Seven points and two assists in Blowout
5	* Alex Thompson	F	6-9	225	So.	Ames, IA (Ames)	Six points & 5 rebounds vs. UMES
11	Tony Freeman	G	6-1	185	Fr.	Maywood, IL (St. Joseph's)	Key three-pointer and steal vs. Kentucky
13	* Justin Wieck	F	6-6	185	Sr.	North Liberty, IA (Kirkwood CC)	Two points vs. Wartburg
14	Brett Wessels	G	6-3	190	Fr.	Bettendorf, IA (Bettendorf)	16 ppg and six rebounds as prep senior
15	Dan Bohall	G	6-4	185	Fr.	Sioux City, IA (East)	21.6 ppg and 6.4 rebounds as prep senior
20	Ryan Kennedy	F	6-7	210	Jr.	Des Moines, IA (Roosevelt)	In second year as a walk-on
23	* Doug Thomas	F	6-8	245	Sr.	Pasadena, CA (Southeastern CC)	12 points (6-7 FGs) & 5 rebounds vs. Texas
25	* Carlton Reed	G	6-4	180	So.	Waterloo, IA (East)	Two points vs. Texas in first action
34	** Ereik Hansen	C	6-11	220	Sr.	Bedford, TX (Kirkwood CC)	Five points & 5 rebounds vs. Texas
35	** Mike Henderson	G	6-2	190	Jr.	Waterloo, IA (East)	15 points & 4 steals in win over Kentucky
44	*** Greg Brunner	F	6-7	245	Sr.	Charles City, IA (Charles City)	17 points & 12 rebounds in win over KY
52	Kurt Looby	F/C	6-10	210	Jr.	St. John's, Antigua (Tyler, TX CC)	Slated to redshirt in 2005-06
53	* Seth Gorney	C	7-0	245	So.	Vandalia, OH (Butler)	10 points (5-5 FGs) & 5 rebounds vs. UMES

ALFORD REACHES 100 HAWKEYE WINS

Coach Steve Alford collected win No. 100 as Iowa's head coach in a 73-63 victory over Air Force on Dec. 28, 2004. Career victory No. 250 came in the 88-53 win over Centenary in early December. His career mark stands at 269-161.

Alford is 113-84 at Iowa, just one win from fourth place on Iowa's list for coaching victories.

Iowa's top four coaches in career wins include Tom Davis (269), Lute Olson (168), Rollie Williams (139) and Bucky O'Connor (114). Following is a list of Alford's significant career victories:

No.	Opponent, result	Date
1	Manchester 82, Denison 63	12/29/91
50	Manchester 87, Huntington 63	11/22/94
100	SW MO State 75, NW State 73	12/10/96
150	SW MO State 89, Wichita State 58	1/31/99
200	Iowa 78, Iowa State 53	12/8/01
250	Iowa 88, Centenary 53	12/03/04
256	Iowa 73, Air Force 63 (No. 100 as Iowa's head coach)	12/28/04

IOWA, UTSA NOTES

- Today marks the first meeting between the two schools.
- Iowa Coach Steve Alford is 1-0 vs. the Roadrunners, leading his Southwest Missouri State team past UTSA 90-54 during the 1997-98 season.
- Iowa holds a 5-0 record against current members of the Southland Conference, collecting three wins over Louisiana Monroe and single victories over McNeese State and Southwest Texas State.
- UTSA is 0-3 all-time vs. the Big Ten, including two losses to Illinois and a single loss to Minnesota.
- Iowa and UTSA met just one common opponent a year ago. Iowa defeated Texas (82-80) in the semi-finals of the Maui Invitational, while UTSA fell to the Longhorns by a 100-82 margin in Austin.

- Even though Iowa and UTSA have never met, the Roadrunners are making their second visit to Iowa City. UTSA posted a 1-1 record while competing in Iowa's 1990 Hawkeye Challenge, falling to Creighton (93-47) and defeating Colgate (99-59). UTSA's Ronnie Ellison was named to the all-tournament team.
- Iowa posted a 7-1 record vs. Northwestern from 1990-94 when UTSA Coach Tim Carter was a Wildcat assistant.

COMPARING THE STATS

	Iowa (3-1)	UTSA (2-0)
Scoring	71.2	77.0
Scoring Defense	55.8	67.0
FG%	.429	.578
FG% Defense	.356	.380
FT%	.703	.629
3-PTFG%	.284	.452
3-PTFG% Defense	.344	.378
Rebound Margin	+3.8	+2.5
Assists	18.0	19.0
TO Margin	+4.3	-4.0
Steals Margin	+2.8	-2.5

HAWKEYES FALL TO LONGHORNS

Iowa led for the majority of the contest, but second-ranked Texas rallied in the final 10 minutes to defeat Iowa 68-59 in the championship game of the Guardians Classic in Kansas City.

Iowa led 31-24 at halftime, controlling the tempo and keeping the Longhorns off balance on offense. Texas used a zone defense in the second half to slow Iowa's offense as Iowa's shooting suffered in the final 20 minutes. Texas rallied for a three-point advantage with just over six minutes to play, but a tip-in basket by Greg Brunner and two free throws by Jeff Horner put the Hawkeyes back on top with 5:29 to play. Texas then scored six straight points over the next two minutes to gain control.

Iowa shot just 33.8% from the field, compared to 41.8% for the Longhorns. Texas made 16-20 free throws, including 14-17 in the final 20 minutes. Iowa won the rebounding battle 41-38 and was guilty of just 10 turnovers while forcing 12 Texas mistakes.

Junior Adam Haluska led Iowa with 23 points, while Doug Thomas came off the bench to score 12 points by hitting 6-7 field goals. Brunner led Iowa with eight rebounds, while Haluska and Mike Henderson each had seven.

ROADRUNNERS SHOOT PAST CAMERON

UTSA improved to 2-0 with a 73-56 win over Cameron in San Antonio. UTSA shot over 50% from the field for the second straight game, hitting 51.9% while holding Cameron to 36.2% shooting. UTSA also held a 42-27 rebounding edge.

Eric Young led the Roadrunners with 18 points, hitting 5-7 field goals and 6-9 free throws. Andre Owens added 16 points and Kurt Attaway scored 11. Four players had six rebounds each and Young added five assists to lead the UTSA offense.

HALUSKA NAMED ALL-TOURNAMENT

Junior guard Adam Haluska was named to the all-Tournament team at the Guardians Classic. Haluska led Iowa's scoring in the championship game, scoring a season-high 23 points. Haluska hit 9-23 field goal attempts and 1-2 free throws. He also added seven rebounds. Haluska had nine points and four rebounds in Iowa's semi-final win over seventh-ranked Kentucky.

BRUNNER EARNS REGIONAL HONOR

Senior forward Greg Brunner was named the Most Valuable Player in the Iowa City regional of the Guardians Classic. Brunner scored 16 points in each of the two Iowa wins and averaged 7.5 rebounds. The Charles City native shot 57.1% from the field and 77.8% from the free throw line. He added four assists, two steals and two blocked shots.

IOWA EARNS KEY NOVEMBER WINS

Iowa Coach Steve Alford has led five of his Hawkeye teams to key wins over ranked opponents in November. Those victories have included:

- Iowa defeated top-ranked Connecticut 70-68 in the semi-finals of the 1999 Coaches vs. Cancer event in New York's Madison Square Garden in Alford's first game as the Hawkeye head coach. The Huskies were the defending NCAA national champions. The Hawkeyes fell to Stanford in the title game.
- Iowa defeated 12th-ranked Memphis 75-71 in the semi-finals of the 2001 Guardians Classic at Kansas City's Kemper Arena. After losing to fifth-ranked Missouri (77-78) in the finals, the Hawkeyes later that season defeated the Tigers (ranked second at the time) 83-65 in Columbia.
- Iowa defeated 16th-ranked Louisville 70-69 in overtime in the 2003 Wooden Classic in Indianapolis.
- Iowa defeated 11th-ranked Louisville (76-71) and 13th-ranked Texas (82-80) on back-to-back days at the Maui Invitational a year ago. The Hawkeyes fell to North Carolina, the eventual NCAA champion, in the finals.

History & Record Book Online

Iowa's History and Record Book, the supplement to the 2005-06 basketball media guide, is available online at hawkeyesports.com, the official website of the University of Iowa athletic department. After opening the Iowa website, click on Men's Basketball on the left side of the page. Once at the basketball site, click on the History and Record Book on the right side of the page under the Stats and More heading. Copies of the History and Record Book are also available through the UI Sports Information office.

- After two opening round wins in Iowa City, Iowa defeated seventh-ranked Kentucky 67-63 in the semi-finals of the 2005 Guardians Classic in Kansas City. The Hawkeyes fell to second-ranked Texas in the finals.

IOWA VS. RANKED TEAMS

These are Iowa's most recent wins vs. nationally ranked opponents:

At Home:	71-61 over 24th-ranked Purdue, 1/7/04
On the Road:	67-63 over 20th-ranked Tulsa, 12/28/02
Neutral Court:	67-63 over 7th-ranked Kentucky, 11/21/05, in semi-finals of Guardians Classic

IOWA VS. RANKED FOES

Steve Alford has posted a 19-31 record against ranked opponents as Iowa's head coach, including a 1-1 mark in the first four games of the 2005-06 season. The Hawkeyes defeated seventh-ranked Kentucky (67-63) and lost to second-ranked Texas (68-59).

Iowa, a year ago, defeated 11th-ranked Louisville (76-71), 13th-ranked Texas (82-80) and 10th-ranked Michigan State (71-69), with losses to 11th-ranked North Carolina (92-106), at No. 1 ranked Illinois (68-73) in overtime, to 10th-ranked Michigan State (64-75) at home, at #20 Wisconsin (72-69), 75-65 to top-ranked Illinois in Iowa City, 59-56 to #22 Wisconsin in the Big Ten Tournament and 64-76 to #23 Cincinnati in the NCAA Tournament.

Alford's Hawkeye teams are 7-13 when playing teams ranked in the top 10, including wins over top-ranked Connecticut (70-68 in 1999-00), second-ranked Missouri (83-65 in 2001-02), fifth-ranked Ohio State (67-64 in 1999-00), seventh-ranked Kentucky (67-63 in 2005-06), seventh-ranked Illinois (78-62 in 2000-01), eighth-ranked Illinois (68-61 in 2002-03) and 10th-ranked Michigan State (71-69 in 2005).

The 13 losses to top 10 teams have been three times to No. 1 (Duke, 2001-02 and Illinois twice in 2004-05), once to second-ranked (Texas, 2005-06), once to third-ranked (Illinois, 2000-01), twice to fourth-ranked (Michigan State, 1999-00 and 2000-01), twice to fifth-ranked (Tennessee, 2000-01 and Missouri, 2001-02), once to ninth-ranked (Kentucky, 2000-01) and three times to 10th-ranked (Michigan State, 2000, Illinois, 2002 and Michigan State, 2005).

In the 50 games against ranked teams, Alford and his Iowa team are 6-9 in home games, 10-11 at neutral sites and 3-11 when playing ranked teams in their home arena.

IOWA DEFENSIVE IN EARLY SEASON

Iowa's defense has led the way as the Hawkeyes have won three of their first four games. Iowa opponents are averaging just 55.8 points per game, shooting 35.6% from the field and 34.4% from three-point range. Iowa has collected 33 steals and forced 72 turnovers while collecting 23 blocked shots. The Hawkeyes have held each opponent under 70 points and won the rebounding battle in three of the four games.

HAWKEYES STEAL THE SHOW

In its season opening win over Maryland-Eastern Shore, Iowa collected 17 steals while forcing 25 turnovers. The 17 steals are the most by a Steve Alford coached Hawkeye team. Iowa had not had as many as 17 steals in a game since collecting 18 steals in an 84-74 win over Penn State on Jan. 27, 1999, a string of 205 games. Tony Freeman, Adam Haluska, Jeff Horner and Doug Thomas led the way with three steals each, while eight of the 12 Hawkeyes who played collected at least one steal. Iowa added eight steals in the win over Colgate.

Iowa's record for steals in a game is 23. The 25 turnovers are the most by an Iowa opponent since Liberty University was guilty of 24 turnovers on Dec. 22, 2002.

IOWA IN TOURNAMENT PLAY

Iowa has fared well while taking part in regular-season tournaments over the past 24 years. In that time Iowa has won the Great Alaska Shootout (1986-87), the Cal-Irvine Anteater Classic (1986-87), the Maui Classic (1987-88), the San Juan Thanksgiving Shootout (1992-93), the San Juan Christmas Shootout (1997-98), the Big Ten Conference Tournament in 2001 and its own invitational 22 times.

In addition, Iowa was runner-up in the 1985-86 Far West Classic, the 1987-88 All-College Tournament, the 1988-89 Chaminade Classic, the 1991-92 Tampa Tribune Holiday Invitational, the 1994-95 Rainbow Classic, the 1995-96 Great Alaska Shootout, the 1999-00 Coaches vs. Cancer Classic, the 2001-02 Guardians Classic, the 2002 Big Ten Conference Tournament, the 2004 Maui Invitational and the 2005 Guardians Classic.

CAPTAINS NAMED FOR 2006

Iowa's captains are seniors Greg Brunner and Jeff Horner. Brunner, a native of Charles City, has started 32 of 33 games and averaged 14.7 points and 8.3 rebounds last year. He earned second team all-Big Ten honors in 2005 and placed second in the league in rebounding in each of the past two seasons.

Horner, a Mason City native, has started 92 of 93 games over the past three seasons. He has led the team in assists in each of the last three seasons and a year ago averaged 14 points and 4.5 rebounds per game.

THE RETURNING CAST

Iowa returns five starters and 11 lettermen from 2005. The returning starters include three players, Greg Brunner, Adam Haluska and Jeff Horner, who earned all-Big Ten recognition a year ago.

Big Ten Standings

	Big Ten			All Games		
	W	L	PCT	W	L	PCT
Illinois	0	0	.000	3	0	1.000
Wisconsin	0	0	.000	3	0	1.000
Indiana	0	0	.000	2	0	1.000
Michigan	0	0	.000	2	0	1.000
Ohio State	0	0	.000	2	0	1.000
Penn State	0	0	.000	2	0	1.000
Purdue	0	0	.000	2	0	1.000
Minnesota	0	0	.000	1	0	1.000
Iowa	0	0	.000	3	1	.750
Northwestern	0	0	.000	3	1	.750
Michigan State	0	0	.000	2	2	.500

Friday, November 25

Illinois vs. Wichita State (South Padre Island Inv.)

Saturday, November 26

Texas-San Antonio at Iowa, 12:05 p.m.

Indiana at Western Illinois

Illinois at South Padre Island Inv.

Butler at Michigan

Tennessee-Chattanooga at Minnesota

Northwestern at DePaul

Long Island at Penn State

Purdue vs. Xavier (at Wooden Tradition)

Coastal Carolina at Wisconsin

Sunday, November 27

Indiana-Purdue Fort Wayne at Michigan State

Monday, November 28

Gardner Webb at Minnesota

Virginia Tech at Ohio State

Tuesday, November 29

Illinois at North Carolina

Miami, FL at Michigan

Clemson at Penn State

Purdue at Florida State

Wisconsin at Wake Forest

Wednesday, November 30

North Carolina State at Iowa

Duke at Indiana

Georgia Tech at Michigan State

Minnesota at Maryland

Northwestern at Virginia

Friday, December 2

Fairfield at Iowa (Hawkeye Challenge)

Iowa returns 84.6% of its scoring from 2005, 90.9% of its rebounding, 81.6% of its assists and 78.5% of its steals. Iowa's returning players shot 45.5% from the field, 38.7% from three-point range and 71.9% from the free throw line. The Hawkeyes return their statistical leader from last season in all categories.

National Rankings

Rankings of 11/21/05

ESPN/USA Today	Associated Press
1. Duke	1. Duke
2. Texas	2. Texas
3. Connecticut	3. Connecticut
4. Villanova	4. Villanova
5. Oklahoma	5. Oklahoma
6. Louisville	6. Louisville
7. Kentucky	7. Kentucky
8. Arizona	8. Gonzaga
9. Gonzaga	9. Arizona
10. Boston College	10. Boston College
11. Memphis	11. Memphis
12. Michigan State	12. Michigan State
13. West Virginia	13. West Virginia
14. Illinois	14. Florida
15. Florida	15. Illinois
16. UCLA	16. UCLA
17. Iowa	17. Syracuse
18. Alabama	18. Iowa
19. Syracuse	19. Alabama
20. Maryland	20. Indiana
21. Indiana	21. George Washington
22. George Washington	22. Nevada
23. Iowa State	23. Maryland
24. Wake Forest	24. Wake Forest
25. Stanford	25. Washington

BASKETBALL TICKETS AVAILABLE

The following is information on Iowa basketball tickets for this season. Iowa basketball tickets may be purchased in person at the athletic ticket office at the north entrance of Carver-Hawkeye Arena or at the Iowa City/Coralville Convention and Visitors Bureau information desk inside Coral Ridge Mall. Tickets may also be purchased online at www.hawkeyesports.com, or by calling 1-800-IA-HAWKS.

- Season tickets for all home games are available at a cost of \$387
- Season tickets for faculty/staff for all home games are \$313
- Student tickets are \$95
- Single game tickets are available for all home games for \$25
- Single game student tickets are available for home games for \$15
- Fan may purchase an eight-game (\$184) or four-game (\$100) ticket package, selecting the games they wish to attend from a collection of conference and non-conference games pre-determined by the UI.
- A two-game holiday package is available for \$50 for games vs. Robert Morris (Dec. 22) and Illinois (Jan. 7).
- Youth tickets (\$10) are available for games vs. Drake (Dec. 20), Robert Morris (Dec. 22) and Penn State (Mar. 1)

- Discounted tickets to select home games and earmarked for purchase by groups of 24 or more are also available for purchase. For information about group tickets, fans should call the UI Group Sales Office at (319) 335-9328.

THE HAWKEYE ROSTER

The Iowa roster includes 16 players, including 10 who played prep basketball in the state of Iowa. The squad includes five seniors, four juniors, four sophomores and three freshmen. Along with the 10 Iowans, there is one player from California, Illinois, Indiana, Ohio, Texas and St. John's, Antigua.

1,000 POINT CLUB ADDS MEMBERS

Seniors Jeff Horner and Greg Brunner joined Iowa's 1,000 Point Club a year ago. Horner has scored 1,138 points (ranks 24th) and is the only Iowa player ever to score over 1,000 points, grab over 400 rebounds and distribute over 400 assists. Horner was honorable mention all-Big Ten a year ago.

Brunner has scored 1,090 career points (tie for 30th) and he has 711 rebounds. Brunner has ranked second in Big Ten rebounding in each of the past two seasons. He was named second team all-Big Ten last season and earned a gold medal at the World University Games last summer. Brunner ranks ninth in career blocked shots (87) and is near Iowa's top 10 in career rebounds.

SCORING BY HALVES

Iowa has outscored its opponents 151-99 in the first half and 134-124 in the second half. Iowa has led at halftime in all four games and the Hawkeyes have outscored their opponent in the second half in three of four games.

LEADING THE TEAM

Following is the number of times a player had led Iowa in scoring, rebounding, assists and steals. If two or more players tied for the team lead, all have been credited for that game:

Player	Scoring	Rebounding	Assists	Steals
Greg Brunner	3	3		
Tony Freeman				1
Adam Haluska	1			2
Erek Hansen		1		1
Mike Henderson				2
Jeff Horner	1		4	2
Doug Thomas		1		1

REACHING DOUBLE FIGURES

Following are Iowa's number of double figure games in scoring and rebounding, for the 2005-06 season and career:

	Points		Rebounds	
	'05-06	Career	'05-06	Career
Greg Brunner	3	54	1	23
Seth Gorney	1	1	0	0
Erek Hansen	1	5	0	0
Adam Haluska	3	45	0	0
Mike Henderson	2	3	0	0
Jeff Horner	2	60	0	3
Carlton Reed	0	1	0	0
Doug Thomas	1	3	1	4

IOWA SEEKS SIXTH STRAIGHT WINNING SEASON

Iowa is seeking a sixth straight winning season, a streak that would rank as the second longest in the history of Iowa basketball. Iowa enjoyed seven straight winning seasons from 1950-56. Iowa has had five consecutive winning seasons on four occasions, 1979-83, 1985-89, 1995-99 and 2001-05.

Iowa is one of four Big Ten teams to post a winning season in each of the last five years, joining Illinois, Michigan State and Wisconsin. Iowa advanced to post-season play for the fifth straight season a year ago, returning to the NCAA Tournament.

SEVEN STRAIGHT IS IOWA RECORD

Iowa's longest streak of consecutive winning seasons is seven, from 1950 through 1956. Pops Harrison, Bucky O'Connor and Rollie Williams all coached the Hawkeyes during those years. Only a 10-10 record in 1949 kept Iowa from 13 consecutive winning seasons (1944-56).

Harrison coached Iowa to five straight winning seasons from 1944-48, Lute Olson coached Iowa to winning seasons from 1979-83, George Raveling and Tom Davis combined to coach Iowa to winning seasons from 1985-89 and Davis coached Iowa to winning seasons from 1995-99.

IOWA EARNS PRE-SEASON RECOGNITION

The Iowa basketball team has received pre-season recognition heading into the start of the season. Following are some samples of what is being predicted:

Publication	Big Ten	National
Lindy's	2	9th
Athlon's Sports	4	2nd Round, NCAA
Street & Smith's	6	not ranked
Dick Vitale, ESPN.com	---	12th
ESPN.com	---	16th
Blue Ribbon	---	16th
Andy Katz, ESPN.com	---	17th
The Sporting News	---	9th
Sports Illustrated	---	18th
USA Today/ESPN poll	---	20th
CBSsportsline.com	---	not ranked

- Senior Jeff Horner is rated the Best Passer in the Big Ten by Street & Smith's and the No. 8 point guard in the nation by Lindy's
- Senior Greg Brunner is rated the Player with the Best Instincts in the Big Ten by Street & Smith's and the No. 14 power forward in the nation by Lindy's
- Senior Erik Hansen is rated the Best Shot Blocker in the Big Ten by Street & Smith's
- Junior Adam Haluska is rated the No. 18 small forward in the nation by Lindy's
- Iowa's front court is rated sixth best in the nation by Lindy's

Iowa Results on Nov. 26

5 wins, 2 losses

1977	Iowa State	L	78-79
1983	* Illinois Wesleyan	W	86-60
1984	* Gonzaga	W	62-40
1988	* McNeese State	W	77-56
1991	* Western Illinois	W	95-58
1996	Louisiana State+	L	60-70
2002	Drake	W	50-49

* -- at Iowa City

IOWA ON THE TUBE

Every Iowa game throughout the 2005-06 season will be televised. Iowa will appear on national cable television (ESPN and ESPN2) as many as 11 times. Hawkeye games not selected for national coverage will be televised regionally by ESPN Plus, while several conference games will be televised throughout the Big Ten Conference viewing area as part of the Big Ten regional network agreement with ESPN Plus.

ANOTHER STRONG SCHEDULE

Iowa's non-conference schedule has the Hawkeyes meeting teams from nearly every major conference in the nation. The Hawkeyes participated in the Guardians Classic to begin the season, advancing to the championship game, defeating seventh-ranked Kentucky before falling to second-ranked Texas.

Iowa's non-conference home schedule is highlighted by games vs. Arizona State of the Pac 10 Conference and North Carolina State of the Atlantic Coast Conference. Iowa will also host Fairfield, Tulane and Valparaiso in the Hawkeye Challenge and Maryland-Eastern Shore, Colgate and Utah Valley State in the first round of the Guardians Classic. Iowa will meet Texas-San Antonio, Drake and Robert Morris in home games as well. Non-conference road games are at Northern Iowa, Iowa State and Saint Louis.

Following are pre-season views on some of Iowa's non-conference opponents:

- Kentucky is picked to win the Southeastern Conference and is ranked third nationally by Street & Smith's
- Texas is picked to win the Big 12 and is ranked fifth nationally by Street & Smith's
- Iowa State is picked third in the Big 12 and is ranked 12th nationally by Street & Smith's
- Northern Iowa is picked to win the Missouri Valley by Street & Smith's and advance to the NCAA Sweet 16
- North Carolina State is picked fourth in the Atlantic Coast Conference by Street & Smith's
- In the Big Ten, Street & Smith's picks Michigan State (8th), Indiana (17th), Michigan (19th) and Illinois (21st) among its top 25

- Iowa opponents in Lindy's top 25 include Michigan State (3rd), Texas (5th), Wisconsin (14th), North Carolina State (15th), Ohio State (16th), Kentucky (19th) and Illinois (22nd). Lindy's has Iowa ninth.
- Iowa opponents in the USA Today/ESPN Coaches Poll include Texas (3rd), Michigan State (5th), Kentucky (10th), Illinois (17th), Indiana (22nd) and Iowa State (23rd). Iowa is 20th.
- Iowa opponents in Sports Illustrated's pre-season top 20 include Texas (2nd), Michigan State (4th), Kentucky (13th), Northern Iowa (17th) and Illinois (19th). Iowa is 18th.

BRUNNER IS TOP RETURNING REBOUNDER

Senior forward Greg Brunner ranked second in the Big Ten in rebounding in each of the last two seasons. With the leading rebounder not returning last season or this season Brunner is the Big Ten's top returning rebounder for the second straight year. Brunner leads Iowa's rebounding through four games with an 8.8 average, and he is scoring 13.8 points per game.

This marks the fourth time in the last five seasons Iowa has had the top returning rebounder. Reggie Evans led the league in rebounding in 2001 and returned to defend his title in 2002. Jared Reiner led the Big Ten in rebounding in 2003 and returned in 2004.

IOWA HOSTS BIG TEN/ACC CHALLENGE

For the first time since the 2001 season, Iowa will host a game in the Big Ten/ACC Challenge in Carver-Hawkeye Arena. Iowa returns to the event by hosting North Carolina State Nov. 30 in a game televised by ESPN2. The Hawkeyes hold a 1-3 record in the event. Iowa lost to Maryland in Baltimore in 2000 before defeating Georgia Tech in Iowa City in 2001. Iowa lost to Duke at the United Center in Chicago in 2002 and lost at Florida State in 2003. Iowa did not participate in the Big Ten/ACC Challenge in 2004 and 2005.

The Hawkeyes have not played North Carolina State since a 102-96 double-overtime loss to the Wolfpack in the second round of the 1989 NCAA Tournament. North Carolina State holds a 3-2 series advantage over Iowa, but the teams have never met in Iowa City.

IOWA'S HAWKEYE CHALLENGE

Iowa's Hawkeye Challenge, Friday and Saturday, Dec. 2-3 in Carver-Hawkeye Arena, features Tulane meeting Valparaiso in Friday's opening game and Iowa hosting Fairfield in the second game. All three teams are taking part in the tournament for the first time, while Fairfield and Tulane are making their first-ever trip to Iowa City and Carver-Hawkeye Arena. Iowa defeated Valparaiso in Iowa City in the first round of the 2003 NIT.

2005-06 SCHEDULE NOTES

Iowa's schedule includes 16 games against teams that advanced to post-season play a year ago, including 14 games against teams that were in the NCAA Tournament. That includes two games against Illinois (NCAA), Indiana (NIT), Michigan State (NCAA), Minnesota (NCAA), and Wisconsin (NCAA), single games vs. Arizona State (NIT), Iowa State (NCAA), North Carolina State (NCAA), Northern Iowa (NCAA), Kentucky (NCAA) and Texas (NCAA).

Iowa Adds Three Recruits

Iowa has signed three student-athletes who will join the men's basketball program for the 2006-07 season.

Players announcing their plans to attend Iowa include Cyrus Tate, Justin Johnson and Jamie Vanderbeken.

Tate is a 6-8, 240-pound forward attending Northeast Community College in Norfolk, NE. Tate is in his first season at Northeast and will have three years of eligibility at Iowa. In three games this season he is averaging 19 points and eight rebounds per outing.

Tate is a native of Homewood, IL. As a prep senior at Homewood-Flossmoor HS he averaged 15 points and nine rebounds per game.

Johnson is a 6-6, 190-pound guard who attends Tyler Community College in Tyler, TX. He averaged 14.5 points as a freshman and will have two years of eligibility at Iowa. Johnson has started this season on a positive note, averaging 22 points, six rebounds, three assists and four blocked shots per game.

Johnson, a native of Tyler who attended John Tyler HS, received pre-season All-America recognition in the October issue of *Basketball Times*. His coach at Tyler is Mike Marquis.

Vanderbeken, 6-10, 235, attends Quinte Secondary School in Belleville, Ontario, Canada. As a prep junior he averaged 25 points, 12 rebounds and five blocked shots per game. He played well this past summer at the Nike All-American Camp and the Las Vegas Main Event.

"We feel this is an excellent start to a good recruiting class," said Alford. "We've added size and athleticism. We hope to finish strong during the spring period. It's a plus that two of these three players will join our program with junior college experience."

Along with the three additions, Iowa plans to redshirt forward Kurt Looby, a 6-10 junior who is in his first year with the Iowa program after attending Tyler Community College. Iowa has five seniors on its 2005-06 roster and two scholarships remaining for next season.

North Carolina State will be the first team from the Atlantic Coast Conference to play in Carver-Hawkeye Arena since Georgia Tech defeated Iowa 79-78 in the NIT at the conclusion of the 2003 season.

Arizona State will be the first team from the Pac 10 Conference to play in Carver-Hawkeye Arena since Iowa defeated UCLA 88-71 on Dec. 22, 1990. Iowa's last contest against a Pac 10 team came in the championship game of the Coaches vs. Cancer Classic in 1999-00. Stanford defeated Iowa 72-58 at Madison Square Garden in New York, handing Iowa its first loss under Steve Alford after the Hawkeyes had defeated Connecticut, the top-ranked team in the nation and the defending NCAA champion, in the semi-finals. The Hawkeyes will play a return game in Tempe next year.

Valparaiso last visited Iowa City for the first round of the 2003 NIT when Iowa scored a 62-60 win. The Crusaders were coached at the time by Scott Drew, who had taken over for his father, long-time Valparaiso Coach Homer Drew. When Scott left Valpo to take over at Baylor, Homer returned from retirement as the head coach. Bryce Drew, Homer's son and Scott's brother, is in his first season on the Crusader coaching staff.

Iowa will look for its second straight mythical state title after sweeping Drake, Iowa State and Northern Iowa a year ago. Iowa hosts Drake, and former Hawkeye Coach Tom Davis, but must travel to both Iowa State and Northern Iowa to face teams that were also in the NCAA Tournament a year ago.

HOME, AWAY COMPARISONS

In its two home games, Iowa has outscored its opponents by a 79.5-46 margin, shooting 50% from the field while holding its opponent to 33.9% shooting. Iowa holds a 41.5-32.5 rebounding advantage.

In two games away from Carver-Hawkeye Arena, Iowa has been outscored 65.5-63.0. The Hawkeyes are shooting 36% from the field while opponents are shooting 37.1% and Iowa is being out-rebounded by a 40-41.5 margin.

IOWA'S STATISTICAL COMPARISONS, 2005-06

	All Games	Big Ten	Home Games	Away Games	IA Wins	IA Losses
Record	3-1	---	2-0	1-1	3-0	0-1
Pts	71.2	---	79.5	63.0	75.3	59.0
Opp. Pts	55.8	---	46.0	65.5	51.7	68.0
FG%	.429	---	.500	.360	.462	.338
FGDef.	.356	---	.339	.371	.335	.418
3-PT%	.284	---	.353	.225	.327	.200
3-pt. Def.	.344	---	.240	.417	.333	.375
FT%	.703	---	.694	.711	.712	.667
REB	40.8	---	41.5	40.0	40.7	41.0
AST	18.0	---	21.5	14.5	19.0	15.0
TO	13.8	---	15.0	12.5	15.0	10.0
STL	8.3	---	12.5	4.0	10.3	2.0
BLK	5.8	---	6.0	5.5	7.0	2.0

IOWA FROM THE FREE THROW LINE

Iowa had made over 70% of its free throws in two of four games, with a season-best 73.9% (17-23) in a win over Kentucky. Iowa has posted a 2-0 record when shooting over 70% from the free throw line. Following is Iowa's won-loss breakdown based on free throw percentage:

Iowa FT%	W-L	Iowa FT%	W-L
50-60%	0-0	80-90%	0-0
60-70%	1-1	90-100%	0-0
70-80%	2-0		

Hy-Vee Cy-Hawk Series

Iowa State leads the second annual Hy-Vee Cy-Hawk Series 5-0. Iowa State recorded a 2-1 victory in women's soccer and a 23-3 win in football. The next event is wrestling on Dec. 2 in Ames. Iowa claimed the initial Cy-Hawk Series (13-8) in 2004-05.

A point system will track each institution's performance and will culminate in one institution winning the annual trophy for the Hy-Vee Cy-Hawk Series. Intercollegiate athletic teams from Iowa and Iowa State will square off in head-to-head competition eight different times during the 2005-06 academic year. The competition this season is in men's basketball, women's basketball, wrestling, women's gymnastics (2), women's soccer and softball. Additional points will be available for each school based on successful performance in the classroom by its student-athletes.

Dec. 2	Wrestling	2 points
Dec. 8	W. Basketball	2 points
Dec. 9	M. Basketball	2 points
Jan. 28	W. Gymnastics	2 points
Mar. 17	W. Gymnastics	2 points
TBA	Softball	2 points

Two points for an institution if the student-athlete graduation rate for all student-athletes is greater than the national average for all student-athletes.

IOWA RECORD BY CONFERENCE

During non-conference action Iowa has played one team from the Patriot League and the Southeastern and Big 12 conferences, along with playing one independent. Following is a breakdown of Iowa's record by conference:

Big 12	0-1	Independents	1-0
Patriot League	1-0	Southeastern	1-0

OFF THE BENCH

The Iowa reserves are averaging 21.3 points and 14 rebounds per game, compared to 10.8 points and 10 rebounds for the opponent reserves. Iowa is 2-1 when the reserves outscore the opponent's reserves and 1-0 when the opponent reserves score more points.

Iowa is 1-1 when the Hawkeye reserves have more rebounds than the opponent reserves and 2-0 when the opponent reserves have more rebounds. Following is a game-by-game comparison with opponents:

Opponent	Iowa		Opponent	
	Pts.	Rebs.	Pts.	Rebs.
MD-Eastern Shore	37	26	4	5
Colgate	19	11	8	16
Kentucky	15	10	27	12
Texas	14	9	4	7
Totals	85	56	43	40
Average	21.3	14.0	10.8	10.0

CRUNCH TIME FREE THROWS

Iowa has made 8-11 (72.7%) free throws in the final four minutes of its two games that have been decided by 10 points or less. Iowa's opponents in those games have made 10-11 (90.9%) of their free throw attempts in the final four minutes and overtime periods. Iowa is 1-1 in those games. Following are Iowa's individual attempts:

Jeff Horner	2-2	1.000
Adam Haluska	3-4	.750
Greg Brunner	2-3	.667
Mike Henderson	1-2	.500
Iowa	8-11	.727
Opponents	10-11	.909

HAWKEYE TIDBITS

- Iowa is 2-0 when scoring between 70-89 points, 1-0 when scoring between 70-80 points and 0-1 when scoring less than 60 points. Iowa is 2-0 when holding its opponent to less than 60 points and 1-1 when holding its opponent between 60-70 points.
- Iowa is 2-1 when collecting more assists than the opponent and 1-0 when assists are equal.
- Iowa is 3-1 when having fewer turnovers than its opponent.
- Iowa is 2-0 when collecting more steals than its opponent, 0-1 when the opponent has more steals and 1-0 when steals are equal..
- Iowa has had four players or more score in double figures in two of four games, with a season-best five players in the win over Maryland-Eastern Shore. Iowa is 0-0 when six players score in double figures, 1-0 when five players score 10 points or more, 1-0 when four reach double figures, 0-0 with three in double figures and 1-1 when two are in double figures.
- Iowa is 3-1 when leading at halftime, 0-0 when trailing at intermission and 0-0 when tied at halftime.
- Iowa is 2-0 when controlling the opening tip and 0-2 when not controlling the tip.
- Iowa is 1-1 in games decided by 10 points or less and 1-0 in games decided by five points or less.
- Under Steve Alford, Iowa is 34-6 when shooting at least 50% from the field, including 1-0 in 2005-06.
- Iowa allowed just four opponents to shoot at least 50% from the field last season, and Iowa was 3-1 in those games. In 2004, Iowa was 0-5 when its opponent shot at least 50% from the field.

FINAL 2005 NOTES

- For the first time ever, Iowa, in 2005, played all four teams that advanced to the Final Four. During the course of the season, Iowa played six games against the Final four teams, posting a 2-4 record. Iowa was the only team in the nation to play all of the Final Four teams, while Iowa and Duke were the only teams to collect two wins against the four teams.

Iowa to Recognize "Heros"

Is there a hero among you, your friends, your family?

Coach Steve Alford and the Iowa Hawkeyes are looking for heroes, people who have gone above and beyond to help others.

"There are wonderful things being done each day in every community across the state of Iowa by outstanding people," said Hawkeye Coach Steve Alford. "Our basketball staff feels the "Heroes Among Us" program is an easy way to salute the friends and neighbors of ours who are making a difference in the lives of their friends and neighbors."

Nomination forms for the "Heroes Among Us" program are available online at hawkeyesports.com, the official web site of the Iowa Hawkeyes. Fans can print their nomination form by visiting the men's basketball home page and clicking on the "Heroes Among Us" line under the "Features" heading.

The UI will select one here to be saluted at each Hawkeye home game throughout the remainder of the season. The hero, and the individual who nominated them, will be provided pairs of tickets to the game and a \$10 gift certificate to the Official Iowa Hawk Shop. The hero will also be recognized when they are in attendance.

- The 19 wins marked the highest regular season victory total for Iowa under Steve Alford and the most for Iowa since 1998. Iowa won 18 regular season games in 2001 on the way to posting a 23-12 final record.
- As a team, Iowa ranked 15th nationally in blocked shots per game (5.4). Individually, Erek Hansen ranked 19th in blocked shots per game (2.6) and Jeff Horner ranked 27th in assists per game (5.5).
- Iowa closed the regular schedule with three straight victories for the first time since 1997. It also marks the first time since 1987 in which Iowa closed the season with three straight wins, when two of the wins were on the road. Iowa had not won its final two road games of the season since 1991 when Iowa won at Indiana and at Northwestern.
- Iowa's back-to-back wins over Louisville and Texas marks the second time Iowa has won consecutive games against ranked opponents under Steve Alford. The Hawkeyes, during the 2002-03 season, defeated 20th-ranked Michigan State 68-64 and eighth-ranked Illinois 68-61.

HAWKEYES SET THREE RECORDS

Iowa set three team records during the course of the 2005 season. The Hawkeyes set a single-game record for free throw percentage (100%) in the first game of the year, making all 20 of their attempts in a win over Western Illinois.

Iowa established a season record with 174 blocked shots and a single game record with 12 blocked shots. The previous season record of 165 blocks was set in 32 games in 1993.

The Hawkeyes had 12 blocks vs. three opponents, including North Carolina, UNC Greensboro and Saint Louis. The previous record of 11 blocked shots was set in an 80-65 win at Drake on Jan. 4, 1993.

IOWA SET ARENA RECORDS

Also in 2005, Iowa set three Carver-Hawkeye Arena team records. Iowa established a new mark when by shooting 67.5% (27-40) from the field in a win over Air Force. That percentage ranks as the second best ever for an Iowa team in a single game.

The Hawkeyes set a record for free throw accuracy with the 100% (20-20) performance against Western Illinois. Iowa set a new high with the 12 blocked shots in wins over UNC Greensboro and Saint Louis.

HORNER SURPASSES TRIPLE FIGURES, AGAIN

Guard Jeff Horner is the only player in Iowa basketball history to record over 200 points, 100 rebounds and 100 assists in three different seasons. Horner is one of two players to accomplish the feat as a freshman. Following is the list of players who have reached these totals in a single season:

Player, year	Points	Rebounds	Assists
Jeff Horner, 2005	463	148	180
Jeff Horner, 2004	377	155	123
Pierre Pierce, 2004	468	164	107
Jeff Horner, 2003	255	137	140
Pierre Pierce, 2002	248	114	114
Dean Oliver, 1999	357	106	136
Andre Woolridge, 1996	419	103	193
Bill Jones, 1988	442	203	101
Michael Payne, 1985	220	235	102
Bobby Hansen, 1983	476	166	114
Kenny Arnold, 1980	444	114	142

IOWA IN THE NCAA TOURNAMENT

Iowa made its 21st appearance in the NCAA Tournament in 2005, falling to Cincinnati in the opening round at the RCA Dome in Indianapolis. Iowa earned the bid after posting a 21-win season, including wins over Purdue and 10th-ranked Michigan State in the 2005 Big Ten Tournament.

The Hawkeyes hold an overall record of 27-23 in the tournament, advancing to the Final Four in 1955 (fourth), 1956 (second) and 1980 (fourth). Iowa had advanced to at least the second round in its last 10 tournament appearances before last season. Iowa reached the regional championship in 1987 and lost in the regional semi-final in 1988 and 1999.

NO THREE-POINTERS

Since the three-point shot became part of the college game, Iowa has played 14 games in which it has failed to make a three-point attempt. Iowa had made at least one three-point basket in 53 straight games before missing all five attempts in a 71-61 home win over Purdue last season. The five three-point attempts are the fewest attempted by a Steve Alford team at Iowa.

Iowa In Big Ten Stats

Category	All Games	
	Stat	Rank
Blocked Shots	5.8	1st
FG% Defense	.356	1st
FT Percentage	.703	T3rd
Scoring Defense	55.8	4th
Turnover Margin	+4.3	4th
Ast./TO Ratio	1.3	4th
Assists	18.0	T4th
3-PT FG Defense	.344	5th
Scoring Margin	+15.5	6th
Steals	8.3	7th
Scoring Offense	71.2	8th
Rebounding Margin	+3.8	8th
3-Pt. FG Per Game	5.3	9th
3-Pt. FG Percentage	.284	10th
FG %	.429	11th

INDIVIDUAL STATISTICS

Category	Player	All Games	
		Stat	Rank
Free Throw %	Jeff Horner	1.000	T1st
Blk. Shots	Erek Hansen	2.3	1st
Assists	Jeff Horner	7.5	1st
	Doug Thomas	1.5	5th
Steals	Mike Henderson	2.3	7th
Ast/TO Ratio	Jeff Horner	3.0	7th
Rebounding	Greg Brunner	8.8	7th
FG Percentage	Doug Thomas	.722	7th
3-pt. FG Per Game	Adam Haluska	2.3	10th
	Jeff Horner	1.8	12th
Scoring	Adam Haluska	14.5	16th
	Greg Brunner	13.8	22nd

Following is a list of those games, in which Iowa has posted an 11-3 record. During the 1982-83 season, when the three-point shot was first added, the number of three-point attempts in some games is unavailable.

Date	Opponent	3-pt.	Result
1/7/04	Purdue	0-5	W, 71-61
2/13/02	Penn State	0-9	L, 65-71
12/8/92	Northern Iowa	0-5	W, 64-44
12/6/91	Army	0-8	W, 74-39
12/12/88	Jackson State	0-3	W, 86-71
12/19/87	Iowa State	0-7	L, 100-102
2/10/83	Purdue	0-1	W, 55-46
12/29/82	Seton Hall	0	W, 85-63
12/28/82	James Madison	0	W, 55-47
12/18/82	UCLA	0	L, 66-75
12/11/82	Southern Cal	0	W, 66-55
12/8/82	Marquette	0	W, 87-66
12/3/82	Navy	0	W, 76-65
11/27/82	Brigham Young	0	W, 91-80

CREDENTIAL REQUESTS

If you have not done so already, credential requests for Iowa home games should be made as soon as possible. Please send your written request (e-mail will also suffice) to Phil Haddy, Sports Information Office, 157 Carver-Hawkeye Arena, Iowa City, IA 52242. Phil's e-mail address is phillip-haddy@uiowa.edu and the office fax number is (319) 335-9417.

IOWA INFORMATION ON THE WEB

Iowa basketball information is available on the University of Iowa's web site, hawkeyesports.com. Once you have entered the web site, you may obtain game notes, game stories and box scores from all games throughout the season, plus team and individual cumulative stats and a pdf version of Iowa's History and Record book.

Members of the media who wish to have this information forwarded via e-mail throughout the season may do so by contacting the Iowa Sports Information office with your e-mail address.

HALK TALK WITH STEVE ALFORD

Fans of the University of Iowa basketball program may join Iowa Coach Steve Alford and radio announcer Gary Dolphin each week during the season for the "Hawk Talk with Steve Alford" radio call-in show. The show takes place each week at Carlos O'Kelly's Mexican Café in Iowa City from 7-8:30 p.m. and the dates are Nov. 28; Dec. 5, 8, 12 and 19; Jan. 10, 16, 23 and 30; Feb. 6, 12, 20 and 27; and March 6, 13 and 20.

HIGH SPEED CONNECTIONS

For members of the media who cover Iowa home games on a regular basis, high speed connections are available in Carver-Hawkeye Arena. The cost is \$150 per data port for the entire season, or \$25 per game. If you are interested, or need further information, contact Liz Knight at the University of Iowa ITS office at (319) 335-2920.

WEEKLY NEWS CONFERENCES

Following is a list of dates for basketball press conferences with Coach Steve Alford. They are held in the Press Room at Carver-Hawkeye Arena, beginning at 2:30 p.m. Players are available for interviews at approximately 3 p.m., following the sessions with Coach Alford. Daily practice begins at 3:30 p.m. Here are the news conference dates:

Please be aware that dates and times of the news conferences during finals week and winter break (Dec. 12-Jan. 17) may change due to finals schedule and practice times. Following are the news conference dates:

November	Mon, 28th				
December	Thu, 15th	Mon, 19th			
January	Tue, 3rd	Thu, 12th	Tue, 17th	Mon, 23rd	Mon, 30th
February	Mon, 6th	Mon, 13th	Thu, 23rd	Mon, 27th	
March	Mon, 6th				

IN-SEASON TELE-CONFERENCES

Following is a list of tele-conference dates with Coach Steve Alford. Each call will begin at 10:30 a.m. CT. Please call a couple of minutes early and identify yourself to the operator. If you are interested in joining any of the tele-conferences, please contact the Iowa Sports Information office for details. Here are the tele-conference dates:

December	Mon, 5th	Thu, 8th	Wed, 28th
January	Fri, 6th	Fri, 20th	Fri, 27th
February	Fri, 3rd	Fri, 10th	Fri, 17th
March	Fri, 3rd		

Coach Alford will also be available on the Big Ten tele-conference calls, which take place each Monday during the Big Ten season.

HIGHLIGHTS AND SOUND BITES ON SATELLITE

Sound bites with coaches and athletes from Iowa's winter sports teams are available each Wednesday throughout the winter. The video sound bites are available from 3:30-3:45 p.m. CT and include all winter sports, including men's and women's basketball and wrestling. The coordinates are satellite INTELSAT A-5 (C), transponder 15.

The highlights are available on the following dates:

Dec. 7, 14, 21
Jan. 4, 11, 18, 25
Feb. 1, 8, 15, 22
March 1, 8

BIG TEN TELECONFERENCES

The Big Ten Conference office has scheduled tele-conferences with men's basketball coaches each week during the Big Ten portion of the 2005-06 season. The tele-conferences are held each Monday from 9-11 a.m. CT and are scheduled through March 7. The calls will be available for play-back for 24 hours. Contact the Big Ten office or the Iowa Sports Information office for the tele-conference and play-back phone numbers. Following is the coaches order of appearance:

9:00	Mike Davis, Indiana	10:00	Tom Izzo, Michigan State
9:10	Steve Alford, Iowa	10:10	Bo Ryan, Wisconsin
9:20	Dan Monson, Minnesota	10:20	Tommy Amaker, Michigan
9:30	Bill Carmody, Northwestern	10:30	Thad Matta, Ohio State
9:40	Ed DeChellis, Penn State	10:40	Bruce Weber, Illinois
9:50	Matt Painter, Purdue	10:50	Player of the Week

IOWA PHOTOS AVAILABLE

Up-to-date head shots of all Iowa players and coaches are available on the internet at pics.hawkeyebasketball.com. Contact the Iowa Sports Information office if you are in need of additional photos.

AFTER THIS

Iowa returns to action Wednesday, Nov. 30, hosting North Carolina State as part of the Big Ten/ACC Challenge. That game will be televised to a national cable audience on ESPN2 and has an 8:35 p.m. start time.

Current Hawkeyes Among Iowa's Career Leaders

Several current Hawkeye players rank among Iowa's top 10 in several statistical categories. Following are the categories and the players' standing as the 2005-06 season begins:

Three-pt. Field Goals, Season

1.	117	Chris Kingsbury, 1995
2.	92	Luke Recker, 2002
3.	86	Jeff Horner, 2005
4.	74	Kent McCausland, 1998
5.	71	Jeff Moe, 1988
6.	70	Kent McCausland, 1997
7.	65	Jeff Horner, 2004
	65	Dean Oliver, 2001
	65	Chris Kingsbury, 1996
10.	62	B.J. Armstrong, 1988

Three-pt. FG Attempts, Season

1.	297	Chris Kingsbury, 1995
2.	223	Luke Recker, 2002
3.	211	Jeff Horner, 2005
	211	Chris Kingsbury, 1996
5.	179	Dean Oliver, 2001
6.	178	Brody Boyd, 2003
	178	Jeff Moe, 1988
8.	161	Kent McCausland, 1998
9.	159	Brody Boyd, 2004
10.	153	Jeff Horner, 2004

Three-pt. Field Goals, Career

1.	226	Chris Kingsbury, 1994-96
2.	214	Kent McCausland, 1996-99
3.	199	Jeff Horner, 2003-pr.
4.	193	Brody Boyd, 2001-04
5.	161	Dean Oliver, 1998-01
6.	139	Luke Recker, 2001-02
7.	136	B.J. Armstrong, 1986-89
8.	131	Jeff Moe, 1985-88
9.	121	Jim Bartels, 1991-95
10.	113	Jess Settles, 1994-99

Three-pt. Field Goal Attempts, Career

1.	645	Chris Kingsbury, 1994-96
2.	544	Brody Boyd, 2001-04
3.	537	Jeff Horner, 2003-pr.
4.	472	Kent McCausland, 1996-99
5.	465	Dean Oliver, 1998-01
6.	374	James Moses, 1989-92
7.	332	Luke Recker, 2001-02
8.	324	Jim Bartels, 1991-95
9.	321	Jess Settles, 1994-99
10.	314	Jeff Moe, 1985-88

Assists, Season

1.	193	Andre Woolridge (6.0 avg.), 1996
2.	192	Andre Woolridge (6.0 avg.), 1997
3.	191	Cal Wulfsberg (6.6 avg.), 1976
4.	190	Andre Woolridge (5.8 avg.), 1995
5.	180	Jeff Horner (5.5 avg.), 2005
6.	173	B.J. Armstrong (5.4 avg.), 1989
7.	168	Dean Oliver (5.3 avg.), 2001
8.	163	Ronnie Lester (6.0 avg.), 1978
9.	155	B.J. Armstrong (4.6 avg.), 1988
10.	148	B.J. Armstrong (4.2 avg.), 1987

Assists, Career

1.	575	Andre Woolridge (5.9 avg.), 1995-97
2.	561	Dean Oliver (4.5 avg.), 1998-01
3.	517	B.J. Armstrong (4.0 avg.), 1986-89
4.	480	Ronnie Lester (4.8 avg.), 1977-80
5.	473	Jeff Horner (4.8 avg.), 2003-pr.
6.	358	Mon'ter Glasper (2.9 avg.), 1993-96
7.	352	Kenny Arnold (3.2 avg.), 1979-82
8.	339	Andre Banks (2.9 avg.), 1983-86
9.	335	Kevin Boyle (2.8 avg.), 1979-82
10.	325	Steve Carfino (2.8 avg.), 1981-84

Single-Season Blocked Shots

1.	121	Acie Earl (4.0 avg.), 1992
2.	106	Acie Earl (3.3 avg.), 1991
3.	88	Acie Earl (2.8 avg.), 1993
4.	83	Erek Hansen (2.6), 2005
5.	79	Greg Stokes (2.5 avg.), 1983
6.	62	Greg Stokes (1.9 avg.), 1985
7.	58	Greg Stokes (2.1 avg.), 1984
8.	52	Michael Payne (1.7 avg.), 1983
9.	50	Acie Earl (1.8 avg.), 1990
10.	41	Ryan Bowen (1.3 avg.), 1998

Career Blocked Shots

1.	365	Acie Earl (3.1 avg.), 1990-93
2.	229	Greg Stokes (1.9 avg.), 1982-85
3.	132	Erek Hansen (2.3 avg.), 2004-pr.
4.	124	Ryan Bowen (1.0 avg.), 1995-98
5.	120	Michael Payne (1.0 avg.), 1982-85
6.	92	Glen Worley (0.7 avg.), 2001-04
	92	J.R. Koch (0.7 avg.), 1996-99
8.	90	Jared Reiner (0.8 avg.), 2001-04
9.	87	Greg Brunner (0.9 avg.), 2003-pr.
10.	84	Guy Rucker (0.9 avg.), 1997-99

Career Rebounds

1.	914	Kevin Kunnert (12.7 avg.), 1971-73
2.	877	Ed Horton (6.6 avg.), 1986-89
3.	857	Michael Payne (7.3 avg.), 1982-85
4.	852	Bruce King (10.7 avg.), 1975-77
5.	811	Acie Earl (7.0 avg.), 1990-93
6.	807	Greg Stokes (6.7 avg.), 1982-85
7.	804	Ryan Bowen (6.7 avg.), 1995-98
8.	794	Reggie Evans (11.5 avg.), 2001-02
9.	784	Don Nelson (10.9 avg.), 1960-62
10.	747	Jess Settles (6.4 avg.), 1994-99
	711	Greg Brunner (7.3 avg.), 2003-present

Steals

1.	208	Ryan Bowen (1.7 avg.), 1995-98
2.	205	Dean Oliver (1.6 avg.), 1998-01
3.	200	Kenyon Murray (1.6 avg.), 1993-96
4.	183	Roy Marble (1.4 avg.), 1986-89
5.	182	Steve Carfino (1.6 avg.), 1981-84
6.	178	B.J. Armstrong (1.4 avg.), 1986-89
7.	155	Jim Bartels (1.6 avg.), 1991-95
8.	154	Mon'ter Glasper (1.3 avg.), 1993-96
9.	144	Jess Settles (1.4 avg.), 1994-99
10.	143	Brody Boyd (1.1 avg.), 2001-04
	130	Jeff Horner (1.3 avg.), 2003-present

**4 - - J.R. Angle, G, 6-7, 205, So., Franklin, IN (Indian Creek HS)*

- Slated to redshirt in 2005-06
- Seven points and two assists in Blowout
- Saw action in 11 games as a freshman, with no starts



Career Bests

Points: 3 twice, last vs. North Carolina, 11/24/04
Rebounds: 2 twice, last vs. Centenary, 12/3/04
FGM: 1 twice, last vs. Centenary, 12/3/04
FGA: 2 twice, last vs. Centenary, 12/3/04
FIM:
FTA:
Assists: 1 vs. Centenary, 12/3/04
Steals:
Blocks:
Minutes: 5 twice, last at Penn State, 2/26/05

Angle, Game-by-Game

Opp.	S	FG	3-PT	FT	O-D-RE	PF	TP	A	T	B	S	M
MD-E. Shore												DNP
Colgate												DNP
Kentucky												DNP
Texas												DNP
TX-San Ant.												
NC State												
Fairfield												
Tulane/Valpo												
at No. Iowa												
at IA State												
AZ State												
Drake												
Rob. Morris												
at St. Louis												
at Wisconsin												
Illinois												
at Penn State												
Minnesota												
at Mich. St.												
Indiana												
Ohio State												
at Purdue												
Michigan												
at N'western												
at Indiana												
Mich. St.												
at Minn.												
at Illinois												
Penn State												
Wisconsin												

Career Statistics

YEAR	G/GS	FG-A	PCT	3-PT	PCT	FT-A	PCT	O-D-RB	AVG	PF-DI	AS	TO	BK	ST	PTS	AVG
Fresh.	11/0	4-11	.364	2-5	.400	0-0	.000	1-5-6	0.5	2-0	1	6	0	0	10	0.9

*****44 - - Greg Brunner, F, 6-7, 245, Sr., Charles City, IA (Charles City HS)**

- One of 50 players named as pre-season candidate for the Naismith Trophy
- Career totals include 1,090 points, 711 rebounds and 87 blocks
- Six points and eight rebounds vs. Texas
- Game-highs of 17 points and 12 rebounds in win over Kentucky
- Named Guardians Classic Iowa City Regional MVP
- Game-highs of 16 points and eight rebounds in win over Colgate
- Game-highs of 16 points and seven rebounds in win over Maryland-Eastern Shore
- One of 12 members of USA's 2005 World University Games team that won gold medal with perfect 8-0 record
- Ranks ninth in career blocked shots with 87



Brunner, Game-by-Game

Opp.	S	FG	3-PT	FT	O-D-RE	PF	TP	A	T	B	S	M
MD-E. Shore	Y	6-11	0-1	4-5	1-6-7	0	16	2	2	1	1	25
Colgate	Y	6-10	1-2	3-4	5-3-8	3	16	2	2	1	1	32
Kentucky	Y	6-12	1-2	4-7	4-8-12	4	17	2	4	1	1	33
Texas	Y	2-10	0-1	2-5	4-4-8	3	6	1	2	0	0	29
TX-San Ant.												
NC State												
Fairfield												
Tulane/Valpo												
at No. Iowa												
at IA State												
AZ State												
Drake												
Rob. Morris												
at St. Louis												
at Wisconsin												
Illinois												
at Penn State												
Minnesota												
at Mich. St.												
Indiana												
Ohio State												
at Purdue												
Michigan												
at N'western												
at Indiana												
Mich. St.												
at Minn.												
at Illinois												
Penn State												
Wisconsin												

Career Bests

Points: 28 vs. Northwestern, 1/26/05
Rebounds: 14 twice, last at Penn State, 2/26/05
FGM: 12 at Wisconsin, 2/9/05
FGA: 21 at Wisconsin, 2/9/05
FTM: 9 at Michigan, 3/5/05
FTA: 15 at Michigan, 3/5/05
Assists: 5 twice, last vs. W. Carolina, 12/18/04
Steals: 3 four times, last at Minnesota, 2/23/05
Blocks: 4 vs. Michigan, 3/12/04
Minutes: 45 at Indiana, 2/7/04

Career Statistics

YEAR	G/GS	FG-A	PCT	3-PT	PCT	FTA	PCT	O-D-RB	AVG	PF-DI	AS	TO	BK	ST	PTS	AVG
Fresh.	31/23	91-173	.526	7-32	.219	45-77	.584	55-107-162	5.2	78-2	46	52	20	23	234	7.5
Soph.	29/26	123-224	.549	6-17	.353	64-115	.557	80-159-239	8.2	81-3	44	54	32	20	316	10.9
Jun.	33/32	175-342	.512	17-48	.354	118-171	.690	90-185-275	8.3	100-5	62	80	32	38	485	14.7
Sen.	4/4	20-43	.465	2-6	.333	13-21	.619	14-21-35	8.8	10-0	7	10	3	3	55	13.8
Career	97/85	409-782	.523	32-103	.311	240-384	.625	239-472-711	7.3	269-10	159	196	87	84	1090	11.2

11 - - Tony Freeman, G, 6-1, 185, Fr., Maywood, IL (St. Joseph's HS)

- Three assists vs. Texas
- Five points and two rebounds in win over Kentucky
- Seven points, five rebounds, six assists and three steals in win over Maryland-Eastern Shore
- Only player in history of the East Suburban Catholic League to earn first team all-conference honors in all four years
- Ranks second in career scoring at St. Joseph's with 1,706 points, trailing only Isiah Thomas
- Earned second team all-state honors as a senior after leading team to a 28-2 overall record
- Earned all-conference honors for four straight years and was MVP of East Suburban Catholic League as a junior and senior
- Averaged 14.7 points, six assists and 4.6 rebounds as a senior, leading the team in scoring, assists and steals



Freeman, Game-by-Game

Opp.	S	FG	3-PT	FT	O-D-RE	PF	TP	A	T	B	S	M
MD-E. Shore	N	3-8	1-3	0-1	2-3-5	0	7	6	1	0	3	22
Colgate	N	0-2	0-1	0-0	0-1-1	1	0	1	0	0	0	16
Kentucky	N	2-4	1-2	0-0	0-2-2	2	5	1	1	0	1	16
Texas	N	0-3	0-3	0-0	0-1-1	2-0	0	3	0	0	0	14
TX-San Ant.												
NC State												
Fairfield												
Tulane/Valpo												
at No. Iowa												
at IA State												
AZ State												
Drake												
Rob. Morris												
at St. Louis												
at Wisconsin												
Illinois												
at Penn State												
Minnesota												
at Mich. St.												
Indiana												
Ohio State												
at Purdue												
Michigan												
at N'western												
at Indiana												
Mich. St.												
at Minn.												
at Illinois												
Penn State												
Wisconsin												

Career Bests


Points:	7 vs. Maryland-Eastern Shore, 11/14/05
Rebounds:	5 vs. Maryland-Eastern Shore, 11/14/05
FGM:	3 vs. Maryland Eastern Shore, 11/14/05
FGA:	8 vs. Maryland-Eastern Shore, 11/14/05
FTM:	
FTA:	1 vs. Maryland-Eastern Shore, 11/14/05
Assists:	6 vs. Maryland-Eastern Shore, 11/14/05
Steals:	3 vs. Maryland-Eastern Shore, 11/14/05
Blocks:	0 vs. Maryland-Eastern Shore, 11/14/05
Minutes:	22 vs. Maryland-Eastern Shore, 11/14/05

Career Statistics

YEAR	G/GS	FG-A	PCT	3-PT	PCT	FTA	PCT	O-D-RB	AVG	PF-DI	AS	TO	BK	ST	PTS	AVG
Fresh.	4/0	5-17	.294	2-9	.222	0-1	.000	2-7-9	2.3	5-0	11	2	0	4	12	3.0

***53 - - Seth Gorney, C, 7-0, 245, So., Vandalia, OH (Butler HS)**

- 10 points (5-5 FGs) and five rebounds in win over Maryland-Eastern Shore
- Seven points and five rebounds in exhibition win vs. Brock University
- Saw action in 21 games in 2005, with no starts



Career Bests

Points: 10 vs. Maryland-Eastern Shore, 11/14/05
Rebounds: 5 twice, last vs. Maryland-Eastern Shore, 11/14/05
FGM: 5 vs. Maryland-Eastern Shore, 11/14/05
FGA: 5 vs. Maryland-Eastern Shore, 11/14/05
FTM: 1 vs. Centenary, 12/3/04
FTA: 2 vs. Centenary, 12/3/04
Assists: 1 three times, last at Michigan, 3/5/05
Steals: 1 five times, lasts vs. Ohio State, 3/2/05
Blocks: 1 twice, last vs. Maryland-Eastern Shore, 11/14/05
Minutes: 12 at Penn State, 2/26/05

Gorney, Game-by-Game

Opp.	S	FG	3-PT	FT	O-D-RE	PF	TP	A	T	B	S	M
MD-E. Shore	N	5-5	0-0	0-0	1-4-5	1	10	0	0	1	0	11
Colgate	N	2-3	0-0	0-0	1-0-1	0	4	0	0	0	0	5
Kentucky	N	0-1	0-0	0-0	0-0-0	1	0	0	0	0	0	3
Texas												DNP
TX-San Ant.												
NC State												
Fairfield												
Tulane/Valpo												
at No. Iowa												
at IA State												
AZ State												
Drake												
Rob. Morris												
at St. Louis												
at Wisconsin												
Illinois												
at Penn State												
Minnesota												
at Mich. St.												
Indiana												
Ohio State												
at Purdue												
Michigan												
at N'western												
at Indiana												
Mich. St.												
at Minn.												
at Illinois												
Penn State												
Wisconsin												

Career Statistics

YEAR	G/GS	FG-A	PCT	3-PT	PCT	FTA	PCT	O-D-RB	AVG	PF-DI	AS	TO	BK	ST	PTS	AVG
Fresh.	21/0	5-7	.714	0-0	.000	4-7	.571	8-14-22	1.0	15-0	3	5	1	5	14	0.7
Soph.	3/0	7-9	.778	0-0	.000	0-0	.000	2-4-6	2.0	2-0	0	0	1	0	14	4.7
Career	24/0	12-16	.750	0-0	.000	4-7	.571	10-18-28	1.2	17-0	3	5	2	5	28	1.2

**1 - - Adam Haluska, G, 6-5, 210, Jr., Carroll, IA (Carroll HS)*

- Named to all-tournament team in Guardians Classic
- 23 points and seven rebounds vs. Texas
- Nine points and four rebounds in win over Kentucky
- 14 points, three rebounds and four assist in win over Colgate
- 12 points, four rebounds, four assists and three steals in win over Maryland-Eastern Shore
- Honorable mention all-Big Ten in 2005
- Named to CoSIDA District VII academic all-America team
- Academic all-Big Ten in 2005



Haluska, Game-by-Game

Opp.	S	FG	3-PT	FT	O-D-RE	PF	TP	A	T	B	S	M
MD-E. Shore	Y	3-9	2-5	4-4	1-3-4	1	12	4	1	0	3	26
Colgate	Y	5-12	2-7	2-3	0-3-3	1	14	4	2	0	2	33
Kentucky	Y	2-9	1-5	4-5	1-3-4	1	9	2	0	0	0	34
Texas	Y	9-23	4-12	1-2	2-5-7	3	23	1	1	0	0	39
TX-San Ant.												
NC State												
Fairfield												
Tulane/Valpo												
at No. Iowa												
at IA State												
AZ State												
Drake												
Rob. Morris												
at St. Louis												
at Wisconsin												
Illinois												
at Penn State												
Minnesota												
at Mich. St.												
Indiana												
Ohio State												
at Purdue												
Michigan												
at N'western												
at Indiana												
Mich. St.												
at Minn.												
at Illinois												
Penn State												
Wisconsin												

Career Bests

Points:	24 vs. Michigan State, 2/5/05
Rebounds:	11 vs. Arkansas-Pine Bluff, 12/8/02
FGM:	10 at Penn State, 2/26/05
FGA:	23 vs. Texas, 11/22/05
FTM:	11 vs. North Carolina, 11/24/04
FTA:	13 vs. North Carolina, 11/24/04
Assists:	5 twice, last vs. Purdue, 3/10/05
Steals:	4 vs. Northwestern, 2/15/05
Blocks:	2, three times, last at Minnesota, 2/23/05
Minutes:	40 vs. Kansas State, 2/22/03

Career Statistics

YEAR	G/GS	FG-A	PCT	3-PT	PCT	FTA	PCT	O-D-RB	AVG	PF-DI	AS	TO	BK	ST	PTS	AVG
Fresh.	31/31	103-259	.398	40-119	.336	38-50	.760	21-91-112	3.6	83-2	30	39	13	23	284	9.2
Soph.	33/33	152-318	.478	58-149	.389	105-130	.808	25-106-131	4.0	75-3	52	46	9	35	467	14.2
Jun.	4/4	19-53	.358	9-29	.310	11-14	.786	4-14-18	4.5	6-0	11	4	0	5	58	14.5
Career	68/68	274-630	.435	107-297	.360	154-194	.794	50-211-261	3.8	164-5	93	89	22	63	809	11.9

****34 - - Ereik Hansen, C, 6-11, 220, Sr., Bedford, TX (Kirkwood, IA CC)**

- Five points and five rebounds vs. Texas
- Six points, three rebounds and five blocks in win over Kentucky
- 11 points and game-high eight rebounds in win over Colgate
- Five points, two rebounds and two blocks in win over MD-Eastern Shore
- Six points, four rebounds, two blocks and two steals in exhibition win vs. Brock University
- Ranks fourth in career blocked shots with 132
- 83 blocked shots in 2005 ranks fourth best for a single season
- Led Big Ten in blocked shots (2.6) for all games and ranked third in conference games only (1.9)



Hansen, Game-by-Game

Opp.	S	FG	3-PT	FT	O-D-RE	PF	TP	A	T	B	S	M
MD-E. Shore	Y	2-3	0-0	1-2	0-2-2	3	5	0	2	2	1	13
Colgate	Y	4-5	0-0	3-3	2-6-8	2	11	1	1	1	0	20
Kentucky	Y	3-5	0-0	0-0	2-1-3	3	6	0	2	5	0	15
Texas	Y	2-4	0-0	1-2	2-3-5	4	5	1	3	1	1	23
TX-San Ant.												
NC State												
Fairfield												
Tulane/Valpo												
at No. Iowa												
at IA State												
AZ State												
Drake												
Rob. Morris												
at St. Louis												
at Wisconsin												
Illinois												
at Penn State												
Minnesota												
at Mich. St.												
Indiana												
Ohio State												
at Purdue												
Michigan												
at N'western												
at Indiana												
Mich. St.												
at Minn.												
at Illinois												
Penn State												
Wisconsin												

Career Bests

Points:	14 vs. Northern Iowa, 12/7/04
Rebounds:	8 vs. Colgate, 11/15/05
FGM:	6 vs. Northern Iowa, 12/7/04
FGA:	10, twice, last vs. W. Carolina, 12/18/04
FTM:	4, twice, last vs. Michigan State, 2/5/05
FTA:	4, four times, last vs. Michigan State, 2/5/05
Assists:	2, six times, last vs. Wisconsin, 2/9/05
Steals:	2 vs. Michigan State, 2/5/05
Blocks:	7, twice, last vs. Saint Louis, 12/31/04
Minutes:	30 vs. Northern Iowa, 12/7/04

Career Statistics

YEAR	G/GS	FG-A	PCT	3-PT	PCT	FTA	PCT	O-D-RB	AVG	PF-DI	AS	TO	BK	ST	PTS	AVG
Soph.	22/0	22-53	.415	0-0	.000	2-8	.250	18-28-46	2.1	43-1	7	16	40	2	46	2.1
Jun.	32/28	56-127	.441	3-6	.500	39-54	.722	40-45-85	2.7	107-6	18	36	83	14	154	4.8
Sen.	4/4	11-17	.647	0-0	.000	5-7	.714	6-12-18	4.5	12-0	2	8	9	2	27	6.8
Career	58/33	89-197	.452	3-6	.500	46-69	.667	64-85-149	2.6	162-7	27	60	132	18	227	3.9

****35 - - Mike Henderson, G, 6-2, 190, Jr., Waterloo, IA (East HS)**

- Matched career-high with seven rebounds vs. Texas
- 15 points, seven rebounds and four steals in win over Kentucky
- Nine points and four rebounds in win over Colgate
- 10 points, four rebounds and three assists in win over Maryland-Eastern Shore



Career Bests

Points: 17 vs. Michigan State, 3/11/05
Rebounds: 7 vs. Kentucky, 11/22/05; vs Texas, 11/23/05
FGM: 4, four times, last vs. Kentucky, 11/21/05
FGA: 10 vs. Northwestern, 2/12/05
FTM: 7 vs. Kentucky, 11/21/05
FTA: 9 vs. Kentucky, 11/21/05
Assists: 5 vs. UNC-Asheville, 11/23/03
Steals: 5 at Michigan, 3/5/05
Blocks: 1 vs. Centenary, 12/3/04
Minutes: 37 vs. Michigan State, 3/11/05

Henderson, Game-by-Game

Opp.	S	FG	3-PT	FT	O-D-RE	PF	TP	A	T	B	S	M
MD-E. Shore	Y	2-6	0-0	6-7	2-2-4	1	10	3	1	0	2	22
Colgate	Y	4-7	1-1	0-1	2-2-4	1	9	1	2	0	2	25
Kentucky	Y	4-9	0-0	7-9	2-5-7	2	15	0	1	0	4	31
Texas	Y	0-2	0-0	2-2	4-3-7	1	2	0	3	0	1	27
TX-San Ant.												
NC State												
Fairfield												
Tulane/Valpo												
at No. Iowa												
at IA State												
AZ State												
Drake												
Rob. Morris												
at St. Louis												
at Wisconsin												
Illinois												
at Penn State												
Minnesota												
at Mich. St.												
Indiana												
Ohio State												
at Purdue												
Michigan												
at N'western												
at Indiana												
Mich. St.												
at Minn.												
at Illinois												
Penn State												
Wisconsin												

Career Statistics

YEAR	G/GS	FG-A	PCT	3-PT	PCT	FTA	PCT	O-D-RB	AVG	PF-DI	AS	TO	BK	ST	PTS	AVG
Fresh.	10/0	11-29	.379	0-1	.000	10-19	.526	4-14-18	1.8	11-0	13	8	0	6	32	3.2
Soph.	33/14	59-144	.410	5-16	.313	40-61	.656	17-53-70	2.1	55-1	39	59	3	26	163	4.9
Jun.	4/4	10-24	.417	1-1	1.000	15-19	.789	10-12-22	5.5	5-0	4	7	0	9	36	9.0
Career	47/18	80-197	.406	6-18	.333	65-99	.657	31-79-110	2.3	71-1	56	74	3	41	231	4.9

*****2 - - Jeff Horner, G, 6-3, 185, Sr., Mason City, IA (Mason City HS)**

- One of 50 players named as pre-season candidate for the Naismith Trophy
- Named to pre-season Watch List for the John R. Wooden all-America team and Player of the Year award
- Career totals include 1,138 points, 452 rebounds and 473 assists
- Nine points and seven assists vs. Texas
- Five points and eight assists in win over Kentucky
- 13 points, six rebounds and eight assists in win over Colgate
- 16 points, two rebounds, seven assists and three steals in win over Maryland-Eastern Shore
- One of 14 players to participate in tryouts for 2005 World University Games



Horner, Game-by-Game

Opp.	S	FG	3-PT	FT	O-D-RE	PF	TP	A	T	B	S	M
MD-E. Shore	Y	7-11	2-4	0-0	1-1-2	1	16	7	3	1	3	28
Colgate	Y	4-12	3-7	2-2	3-3-6	1	13	8	5	0	2	33
Kentucky	Y	1-10	1-6	2-2	0-1-1	2	5	8	2	0	0	36
Texas	Y	2-12	1-8	4-4	1-2-3	4	9	7	0	0	0	28
TX-San Ant.												
NC State												
Fairfield												
Tulane/Valpo												
at No. Iowa												
at IA State												
AZ State												
Drake												
Rob. Morris												
at St. Louis												
at Wisconsin												
Illinois												
at Penn State												
Minnesota												
at Mich. St.												
Indiana												
Ohio State												
at Purdue												
Michigan												
at N'western												
at Indiana												
Mich. St.												
at Minn.												
at Illinois												
Penn State												
Wisconsin												

Career Best

Points:	27 vs. Texas, 11/23/04
Rebounds:	11 vs. Illinois, 1/15/03
FGM:	9 vs. Ohio State, 3/2/05
FGA:	19 at Wisconsin, 2/9/05
FTM:	10 at Minnesota, 1/13/04
FTA:	11 twice, last at Minnesota, 1/13/04
Assists:	11 vs. UNC Greensboro, 12/4/04
Steals:	7 vs. Western Illinois, 11/19/04
Blocks:	2 vs. Michigan State, 3/11/05
Minutes:	49 at Indiana, 2/7/04

Career Statistics

YEAR	G/GS	FG-A	PCT	3-PT	PCT	FTA	PCT	O-D-RB	AVG	PF-DI	AS	TO	BK	ST	PTS	AVG
Fresh.	31/31	79-238	.332	41-148	.277	56-73	.767	22-115-137	4.4	64-0	140	77	5	40	255	8.2
Soph.	29/29	107-243	.440	65-153	.425	98-114	.860	16-139-155	5.3	58-1	123	75	3	38	377	13.0
Jun.	33/32	146-359	.407	86-211	.408	85-108	.787	23-125-148	4.5	59-0	180	84	6	47	463	14.0
Sen.	4/4	14-45	.311	7-25	.280	8-8	1.000	5-7-12	3.0	8-0	30	10	1	5	43	10.8
Career	97/96	346-885	.391	199-537	.371	247-303	.815	66-386-452	4.7	189-1	473	246	15	130	1138	11.7

20 - - Ryan Kennedy, F, 6-7, 210, Jr., Des Moines, IA (Roosevelt HS)

- Joined team as a walk-on in 2005 but did not see any game action
- One rebound in first career action vs. Maryland-Eastern Shore
- Earned honorable mention all-conference recognition as a senior
- Team captain and MVP as a senior
- Earned three letters in basketball and also lettered in track and field while competing in the high jump



Career Bests

Points:

Rebounds: 1 vs. Maryland-Eastern Shore, 11/04/05

FGM:

FGA:

FTM:

FTA:

Assists:

Steals:

Blocks:

Minutes: 2 vs. Maryland-Eastern Shore, 11/14/05

Kennedy, Game-by-Game

Opp.	S	FG	3-PT	FT	O-D-RE	PF	TP	A	T	B	S	M
MD-E. Shore N		0-0	0-0	0-0	0-1-0	0	0	0	1	0	0	0
Colgate					DNP							
Kentucky					DNP							
Texas					DNP							
TX-San Ant.												
NC State												
Fairfield												
Tulane/Valpo												
at No. Iowa												
at IA State												
AZ State												
Drake												
Rob. Morris												
at St. Louis												
at Wisconsin												
Illinois												
at Penn State												
Minnesota												
at Mich. St.												
Indiana												
Ohio State												
at Purdue												
Michigan												
at N'western												
at Indiana												
Mich. St.												
at Minn.												
at Illinois												
Penn State												
Wisconsin												

Career Statistics

YEAR	G/GS	FG-A	PCT	3-PT	PCT	FTA	PCT	O-D-RB	AVG	PF-DI	AS	TO	BK	ST	PTS	AVG
Jun.	1/0	0-0	.000	0-0	.000	0-0	.000	0-1-1	1.0	0-0	0	1	0	0	0	0.0

**25 - - Carlton Reed, F, 6-4, 180, So., Waterloo, IA (East HS)*

- Scored two points vs. Texas in first action of the season
- Did not play in opening two wins due to injury
- 11 points and two rebounds in exhibition win vs. Brock University
- Played in 32 games in 2005, with one start
- Averaged 2.6 points and 1.1 rebounds, shooting 36.9% from the field and 70% from the free throw line



Reed, Game-by-Game

Opp.	S	FG	3-PT	FT	O-D-RE	PF	TP	A	T	B	S	M
MD-E. Shore												
Colgate												
Kentucky												
Texas	N	1-1	0-0	0-0	0-1-1	2	2	1	0	0	0	0
TX-San Ant.												
NC State												
Fairfield												
Tulane/Valpo												
at No. Iowa												
at IA State												
AZ State												
Drake												
Rob. Morris												
at St. Louis												
at Wisconsin												
Illinois												
at Penn State												
Minnesota												
at Mich. St.												
Indiana												
Ohio State												
at Purdue												
Michigan												
at N'western												
at Indiana												
Mich. St.												
at Minn.												
at Illinois												
Penn State												
Wisconsin												

Career Bests

Points:	14 at Drake, 11/30/04
Rebounds:	3, three times, last at Michigan, 3/5/05
FGM:	4 at Drake, 11/30/04
FGA:	6 at Drake, 11/30/04
FTM:	4 at Drake, 11/30/04
FTA:	4 at Drake, 11/30/04
Assists:	5 vs. Purdue, 1/22/05
Steals:	3 vs. Western Carolina, 12/18/04
Blocks:	1 at Ohio State, 1/8/05
Minutes:	23 at Drake, 11/30/04

Career Statistics (Reed)

YEAR	G/GS	FG-A	PCT	3-PT	PCT	FTA	PCT	O-D-RB	AVG	PF-DI	AS	TO	BK	ST	PTS	AVG
Fresh.	32/1	24-65	.369	13-40	.325	21-30	.700	9-26-35	1.1	18-0	25	23	2	8	82	2.6
Soph.	1/0	1-1	1.000	0-0	.000	0-0	.000	0-1-1	1.0	2-0	1	0	0	0	2	2.0
Career	33/1	25-66	.379	13-40	.325	21-30	.700	9-27-36	1.1	20-0	26	23	2	8	84	2.5

***23 - - Doug Thomas, F, 6-8, 245, Sr., Pasadena, CA (Southeastern, IA CC)**

- 12 points (6-7 FGs) and five rebounds vs. Texas
- Six points, seven rebounds and three blocks in win over Kentucky
- Four points, game-high 10 rebounds and three steals in win over Maryland-Eastern Shore
- 14 points and a game-high eight rebounds in exhibition win vs. Wartburg
- Game-high 17 points and four rebounds in exhibition win vs. Brock University
- Played in 32 games in 2005, with two starts



Thomas, Game-by-Game

Opp.	S	FG	3-PT	FT	O-D-RE	PF	TP	A	T	B	S	M
MD-E. Shore	N	2-2	0-0	0-0	2-8-10	4	4	0	1	2	3	19
Colgate	N	2-3	0-0	0-2	0-5-5	2	4	0	1	0	1	21
Kentucky	N	3-6	0-0	0-0	2-5-7	2	6	1	3	3	0	21
Texas	N	6-7	0-0	0-0	2-3-5	1	12	0	1	1	0	21
TX-San Ant.												
NC State												
Fairfield												
Tulane/Valpo												
at No. Iowa												
at IA State												
AZ State												
Drake												
Rob. Morris												
at St. Louis												
at Wisconsin												
Illinois												
at Penn State												
Minnesota												
at Mich. St.												
Indiana												
Ohio State												
at Purdue												
Michigan												
at N'western												
at Indiana												
Mich. St.												
at Minn.												
at Illinois												
Penn State												
Wisconsin												

Career Bests

Points:	14, twice, last vs. Purdue, 1/22/05
Rebounds:	11 vs. Michigan State, 3/11/05
FGM:	7 vs. Purdue, 1/22/05
FGA:	13 vs. Purdue, 1/22/05
FTM:	6 vs. Western Illinois, 11/19/04
FTA:	6, twice, last vs. Texas, 11/23/04
Assists:	1, six times, last vs. Purdue, 2/16/05
Steals:	3 vs. Maryland-Eastern Shore, 11/14/05
Blocks:	3 vs. Kentucky, 11/21/05
Minutes:	24 at Michigan, 3/5/05

Career Statistics

YEAR	G/GS	FG-A	PCT	3-PT	PCT	FTA	PCT	O-D-RB	AVG	PF-DI	AS	TO	BK	ST	PTS	AVG
Jun.	32/2	54-102	.529	0-0	.000	38-61	.623	55-98-153	4.8	90-2	10	26	13	16	146	4.6
Sen.	4/0	13-18	.722	0-0	.000	0-2	.000	6-21-27	6.8	9-0	1	6	6	4	26	6.5
Career	36/2	67-120	.558	0-0	.000	38-63	.603	61-119-180	5.0	99-2	11	32	19	20	172	4.8

***5 - - Alex Thompson, F, 6-9, 225, So., Ames, IA (Ames HS)**

- Four points in win over Kentucky
- Six points and five rebounds in win over Maryland-Eastern Shore
- Nine points and eight rebounds in exhibition win vs. Brock University
- 16 points, nine rebounds and three assists in Blowout
- Saw action in 32 games in 2005, with three starts



Career Bests

Points: 6 vs. Maryland-Eastern Shore, 11/14/05
Rebounds: 9 at Minnesota, 2/23/05
FGM: 2, five times, last vs. Northwestern, 2/12/05
FGA: 5 vs. Western Carolina, 12/18/04
FTM: 2 vs. Michigan State, 2/5/05
FTA: 3 vs. Western Carolina, 12/18/04
Assists: 3 at Northwestern, 1/26/05
Steals: 1, six times, last vs. MD-Eastern Shore, 11/14/05
Blocks: 2, three times, last vs. Colgate, 11/15/05
Minutes: 27 vs. Northwestern, 2/12/05

Thompson, Game-by-Game


Opp.	S	FG	3-PT	FT	O-D-RE	PF	TP	A	T	B	S	M
MD-E. Shore	N	3-9	0-2	0-2	1-4-5	3	6	1	2	1	1	22
Colgate	N	1-3	0-0	0-0	0-0-0	0	2	1	1	2	0	15
Kentucky	N	2-4	1-2	0-0	0-1-1	2	4	0	1	0	0	11
Texas	N	0-3	0-1	0-0	1-1-2	0	0	1	0	0	0	10
TX-San Ant.												
NC State												
Fairfield												
Tulane/Valpo												
at No. Iowa												
at IA State												
AZ State												
Drake												
Rob. Morris												
at St. Louis												
at Wisconsin												
Illinois												
at Penn State												
Minnesota												
at Mich. St.												
Indiana												
Ohio State												
at Purdue												
Michigan												
at N'western												
at Indiana												
Mich. St.												
at Minn.												
at Illinois												
Penn State												
Wisconsin												

Career Statistics

YEAR	G/GS	FG-A	PCT	3-PT	PCT	FTA	PCT	O-D-RB	AVG	PF-DI	AS	TO	BK	ST	PTS	AVG
Fresh.	32/3	22-54	.407	0-0	.000	7-14	.500	26-38-64	2.0	40-0	18	15	15	5	51	1.6
Soph.	4/0	6-19	.316	0-3	.000	0-2	.000	2-6-8	2.0	5-0	2	4	3	1	12	3.0
Career	36/3	28-73	.384	0-3	.000	7-16	.438	28-44-72	2.0	45-0	21	19	18	6	63	1.8

14 - - Brett Wessels, G, 6-3, 190, Fr., Bettendorf, IA (Bettendorf HS)

- One assist in first action of career in win over Maryland-Eastern Shore
- Two points, two assists and two steals in Blowout
- Earned first team all-state honors as a senior after leading team to Class 4-A state title
- Named to all-tournament team at state tournament
- Named conference Player of the Year as a senior and was first team selection in final two seasons
- Scored 27 points in state championship game victory
- Averaged 16 points, six rebounds, 2.8 steals and 2.3 assists per game as a senior, helping team post 25-1 overall record



Wessels, Game-by-Game

Opp.	S	FG	3-PT	FT	O-D-RE	PF	TP	A	T	B	S	M
MD-E. Shore N		0-0	0-0	0-0	0-0-0	0	0	1	1	0	0	4
Colgate					DNP							
Kentucky					DNP							
Texas					DNP							
TX-San Ant.												
NC State												
Fairfield												
Tulane/Valpo												
at No. Iowa												
at IA State												
AZ State												
Drake												
Rob. Morris												
at St. Louis												
at Wisconsin												
Illinois												
at Penn State												
Minnesota												
at Mich. St.												
Indiana												
Ohio State												
at Purdue												
Michigan												
at N'western												
at Indiana												
Mich. St.												
at Minn.												
at Illinois												
Penn State												
Wisconsin												

Career Bests


Points:
Rebounds:
FGM:
FGA:
FTM:
FTA:
Assists: 1 vs. Maryland-Eastern Shore, 11/14/05
Steals:
Blocks:
Minutes: 4 vs. Maryland-Eastern Shore, 11/14/05

Career Statistics

YEAR	G/GS	FG-A	PCT	3-PT	PCT	FT-A	PCT	O-D-RB	AVG	PF-DI	AS	TO	BK	ST	PTS	AVG
Fresh.	1/0	0-0	.000	0-0	.000	0-0	.000	0-0-0	0.0	0-0	1	1	0	0	0	0.0

**13 - - Justin Wieck, F, 6-6, 185, Sr., North Liberty, IA (Kirkwood, IA CC)*

- Earned scholarship for senior season after joining the team as a walk-on as a junior
- One assist in opening win over Maryland-Eastern Shore
- Two points in exhibition win over Wartburg
- Two points and two steals in Blowout
- Saw action in nine games in 2005, with no starts



Wieck, Game-by-Game

Opp.	S	FG	3-PT	FT	O-D-RE	PF	TP	A	T	B	S	M
MD-E. Shore N		0-1	0-1	0-0	0-0-0	0	0	1	1	0	0	6
Colgate					DNP							
Kentucky					DNP							
Texas					DNP							
TX-San Ant.												
NC State												
Fairfield												
Tulane/Valpo												
at No. Iowa												
at IA State												
AZ State												
Drake												
Rob. Morris												
at St. Louis												
at Wisconsin												
Illinois												
at Penn State												
Minnesota												
at Mich. St.												
Indiana												
Ohio State												
at Purdue												
Michigan												
at N'western												
at Indiana												
Mich. St.												
at Minn.												
at Illinois												
Penn State												
Wisconsin												

Career Bests

Points:	2 vs. North Carolina, 11/24/04
Rebounds:	1 vs. Western Carolina, 12/18/04
FGM:	
FGA:	1 twice, last vs. Maryland-Eastern Shore, 11/14/05
FTM:	2 vs. North Carolina, 11/24/04
FTA:	2 vs. North Carolina, 11/24/04
Assists:	1 twice, last vs. MD-Eastern Shore, 11/14/05
Steals:	
Blocks:	1 vs. Centenary, 12/3/04
Minutes:	6 vs. Maryland-Eastern Shore, 11/14/05

Career Statistics

YEAR	G/GS	FG-A	PCT	3-PT	PCT	FTA	PCT	O-D-RB	AVG	PF-DI	AS	TO	BK	ST	PTS	AVG
Jun.	9/0	0-1	.000	0-0	.000	2-2	1.000	0-1-1	0.1	1-0	1	1	1	0	2	0.2
Sen.	1/0	0-1	.000	0-1	.000	0-0	.000	0-0-0	0.0	0-0	1	1	0	0	0	0.0
Career	10/0	0-2	.000	0-1	.000	2-2	1.000	0-1-1	0.1	1-0	2	2	1	0	2	0.2

THE STAT CREW SYSTEM For Basketball
Iowa Hawkeyes Combined Team Statistics (as of Nov 23, 2005)
All games

RECORD:	OVERALL	HOME	AWAY	NEUTRAL
ALL GAMES.....	(3-1)	(2-0)	(0-0)	(1-1)
CONFERENCE.....	(0-0)	(0-0)	(0-0)	(0-0)
NON-CONFERENCE.....	(3-1)	(2-0)	(0-0)	(1-1)

## Player	GP-GS	Min--Avg	---TOTAL---		---3-PTS---		FT-FTA	Pct	---REBOUNDS---				PF	FO	A	TO	Blk	Stl	Pts	Avg
			FG-FGA	Pct	3FG-FGA	Pct			Off	Def	Tot	Avg								
01 Haluska, Adam.....	4-4	132 33.0	19-53	.358	9-29	.310	11-14	.786	4	14	18	4.5	6	0	11	4	0	5	58	14.5
44 Brunner, Greg.....	4-4	119 29.8	20-43	.465	2-6	.333	13-21	.619	14	21	35	8.8	10	0	7	10	3	3	55	13.8
02 Horner, Jeff.....	4-4	125 31.3	14-45	.311	7-25	.280	8-8	1.000	5	7	12	3.0	8	0	30	10	1	5	43	10.8
35 Henderson, Mike....	4-4	105 26.3	10-24	.417	1-1	1.000	15-19	.789	10	12	22	5.5	5	0	4	7	0	9	36	9.0
34 Hansen, Erik.....	4-4	71 17.8	11-17	.647	0-0	.000	5-7	.714	6	12	18	4.5	12	0	2	8	9	2	27	6.8
23 Thomas, Doug.....	4-0	82 20.5	13-18	.722	0-0	.000	0-2	.000	6	21	27	6.8	9	0	1	6	6	4	26	6.5
53 Gorney, Seth.....	3-0	19 6.3	7-9	.778	0-0	.000	0-0	.000	2	4	6	2.0	2	0	0	0	1	0	14	4.7
11 Freeman, Tony.....	4-0	68 17.0	5-17	.294	2-9	.222	0-1	.000	2	7	9	2.3	5	0	11	2	0	4	12	3.0
05 Thompson, Alex.....	4-0	58 14.5	6-19	.316	0-3	.000	0-2	.000	2	6	8	2.0	5	0	3	4	3	1	12	3.0
25 Reed, Carlton.....	1-0	9 9.0	1-1	1.000	0-0	.000	0-0	.000	0	1	1	1.0	2	0	1	0	0	0	2	2.0
13 Wieck, Justin.....	1-0	6 6.0	0-1	.000	0-1	.000	0-0	.000	0	0	0	0.0	0	0	1	1	0	0	0	0.0
14 Wessels, Brett.....	1-0	4 4.0	0-0	.000	0-0	.000	0-0	.000	0	0	0	0.0	0	0	1	1	0	0	0	0.0
20 Kennedy, Ryan.....	1-0	2 2.0	0-0	.000	0-0	.000	0-0	.000	0	1	1	1.0	0	0	0	1	0	0	0	0.0
TEAM.....									2	4	6	1.5	0		1					
Total.....	4	800	106-247	.429	21-74	.284	52-74	.703	53	110	163	40.8	64	0	72	55	23	33	285	71.2
Opponents.....	4	800	80-225	.356	21-61	.344	42-64	.656	45	103	148	37.0	72	-	47	72	11	22	223	55.8

TEAM STATISTICS	IOWA	OPP	DATE	OPPONENT	W/L	SCORE	ATTEND
SCORING.....	285	223	%11/14/05	MARYLAND-EASTERN SHORE	W	86-41	8553
Points per game.....	71.2	55.8	%11/15/05	COLGATE	W	73-51	8526
Scoring margin.....	+15.5	-	^11/21/05	vs Kentucky	W	67-63	6091
FIELD GOALS-ATT.....	106-247	80-225	^11/22/05	vs Texas	L	59-68	6357
Field goal pct.....	.429	.356					
3 POINT FG-ATT.....	21-74	21-61		% - - Guardians Classic, Iowa City, IA			
3-point FG pct.....	.284	.344		^ - - Guardians Classic, Kansas City, MO			
3-pt FG made per game..	5.3	5.3		+ - - Hawkeye Challenge, Iowa City, IA			
FREE THROWS-ATT.....	52-74	42-64		* - - Big Ten Conference Game			
Free throw pct.....	.703	.656		& - - Big Ten Conference Tournament, Indianapolis, IN			
REBOUNDS.....	163	148					
Rebounds per game.....	40.8	37.0					
Rebounding margin.....	+3.8	-					
ASSISTS.....	72	47					
Assists per game.....	18.0	11.8					
TURNOVERS.....	55	72					
Turnovers per game.....	13.8	18.0					
Turnover margin.....	+4.3	-					
Assist/turnover ratio..	1.3	0.7					
STEALS.....	33	22					
Steals per game.....	8.3	5.5					
BLOCKS.....	23	11					
Blocks per game.....	5.8	2.8					
WINNING STREAK.....	0	-					
Home win streak.....	2	-					
ATTENDANCE.....	17079	12448					
Home games-Avg/Game....	2-8540	0-0					
Neutral site-Avg/Game..	-	2-6224					

SCORE BY PERIODS:	1st	2nd	Total
Iowa Hawkeyes.....	151	134	- 285
Opponents.....	99	124	- 223

Nov. 26, 2005

Game-By-Game Results

Includes Four Games

Overall: 3-1; Big Ten: 0-0; Home: 2-0; Away: 0-0; Neutral: 1-1

Date	Opponent	Result	Attend.	Top Scorer	Top Rebounder
% Nov. 14	Maryland-Eastern Shore	W, 86-41	8,553	Brunner/Horner, 16	Doug Thomas, 10
% Nov. 15	Colgate	W, 73-51	8,526	Greg Brunner, 16	Brunner/Hansen, 8
^ Nov. 21	Kentucky	W, 67-63	6,091	Greg Brunner, 17	Greg Brunner, 12
^ Nov. 22	Texas	L, 59-68	6,357	Adam Haluska, 23	Greg Brunner, 8
Nov. 26	Texas-San Antonio				
Nov. 30	North Carolina State				
+ Dec. 2	Fairfield				
+ Dec. 3	Valparaiso/Tulane				
Dec. 6	at Northern Iowa				
Dec. 9	at Iowa State				
Dec. 17	Arizona State				
Dec. 20	Drake				
Dec. 22	Robert Morris				
Dec. 30	at Saint Louis				
* Jan. 5	at Wisconsin				
* Jan. 7	Illinois				
* Jan. 14	at Penn State				
* Jan. 18	Minnesota				
* Jan. 21	at Michigan State				
* Jan. 24	Indiana				
* Jan. 28	Ohio State				
* Feb. 1	at Purdue				
* Feb. 4	Michigan				
* Feb. 8	at Northwestern				
* Feb. 11	at Indiana				
* Feb. 14	Michigan State				
* Feb. 18	at Minnesota				
* Feb. 25	at Illinois				
* Mar. 1	Penn State				
* Mar. 4	Wisconsin				
Mar. 9-13	Big Ten Tournament, Indianapolis, IN				

% -- Guardians Classic, Iowa City, IA

^ -- Guardians Classic, Kansas City, MO

+ -- Hawkeye Challenge, Iowa City, IA

* -- Big Ten Conference Game

Attendance Summary	Games	Totals	Average
Home	2	17,079	8,540
Away			
Neutral	2	12,448	6,224
Totals	4	29,527	7,382

Nov. 26, 2005

Game-By-Game Statistics

Includes Four Games

Team	Score	FG-A	PCT	3-PT.FG	PCT	FTA	PCT	REB	PF	AS	TO	BS	ST
at Iowa	86	33-65	.508	5-16	.313	15-21	.714	47	14	25	16	8	17
MD-Eastern Shore	41	16-59	.271	1-9	.111	8-14	.571	36	17	6	25	1	5
at Iowa	73	28-57	.491	7-18	.389	10-15	.667	36	11	18	14	4	8
Colgate	51	21-50	.420	5-16	.313	4-9	.444	29	16	16	18	1	6
Iowa (n)	67	23-60	.383	4-15	.267	17-23	.739	39	19	14	15	9	6
Kentucky	63	20-61	.328	9-20	.450	14-21	.667	45	21	14	17	3	6
Iowa (n)	59	22-65	.338	5-25	.200	10-15	.667	41	20	15	10	2	2
Texas	68	23-55	.418	6-16	.375	16-20	.800	38	18	11	12	6	5

at Iowa

Texas-San Antonio

at Iowa

N.C. State

at Iowa

Fairfield

at Iowa

Tulane/Valparaiso

Iowa

at Northern Iowa

Iowa

at Iowa State

at Iowa

Arizona State

at Iowa

Drake

at Iowa

Robert Morris

Iowa

at Saint Louis

Iowa

Nov. 26, 2005

Season & Career Bests

Includes Four Games

Season Bests

Player	Points	Rebounds	Assists	Blocks	Steals
J.R. Angle					
Dan Bohall					
Greg Brunner	17 vs. Kentucky	12 vs. Kentucky	2, three times	1, three times	1, three times
Tony Freeman	9 vs. UMES	5 vs. UMES	6 vs. UMES		3 vs. UMES
Seth Gorney	10 vs. UMES	5 vs. UMES			
Adam Haluska	23 vs. Texas	7 vs. Texas	4 vs. UMES		3 vs. UMES
Erek Hansen	11 vs. Colgate	8 vs. Colgate	1 vs. Colgate/Texas	5 vs. Kentucky	1 vs. UMES/Texas
Mike Henderson	15 vs. Kentucky	7 vs. Kentucky/TX	3 vs. UMES		4 vs. Kentucky
Jeff Horner	20 vs. UMES	6 vs. Colgate	8 vs. Colgate	1 vs. UMES	3 vs. UMES
Ryan Kennedy		1 vs. UMES			
Carlton Reed	2 vs. Texas	1 vs. Texas	1 vs. Texas		
Doug Thomas	12 vs. Texas	10 vs. UMES	1 vs. Kentucky	3 vs. Kentucky	3 vs. UMES
Alex Thompson	6 vs. UMES	5 vs. UMES	1, three times	2 vs. Colgate	1 vs. UMES
Brett Wessels			1 vs. UMES		
Justin Wieck			1 vs. UMES		

Career Bests

Player	Points	Rebounds	Assists
J.R. Angle	3 vs. Western IL/N. Carolina, '05	2 at Drake, '05	1 vs. Centenary, '05
Dan Bohall			
Greg Brunner	28 at Northwestern, '05	14 at Indiana, '04/at Penn St., '05	5, three times, last at Penn St., '05
Tony Freeman	9 vs. Maryland-Eastern Shore	5 vs. Maryland-Eastern Shore	2 vs. Maryland-Eastern Shore
Seth Gorney	10 vs. Maryland-Eastern Shore	5 vs. Minnesota, '05	1, three times, last at Michigan, '05
Adam Haluska	24 vs. Michigan St., '05	11 vs. ARK-Pine Bluff, '03	5 vs. Northwestern, '05
Erek Hansen	14 vs. Northern Iowa, '05	8 vs. Colgate	2, six times, last at Wisconsin, '05
Mike Henderson	17 vs. Michigan St., '05	7 vs. Kentucky/Texas	5 vs. UNC-Asheville, '04
Jeff Horner	27 vs. Texas, '05	11 vs. Illinois, '03	11 vs. Greensboro, '05
Ryan Kennedy		1 vs. Maryland-Eastern Shore	
Carlton Reed	14 at Drake, '05	3, three times, last at Michigan, '05	5 vs. Purdue, '05
Doug Thomas	14 vs. Western IL/Purdue, '05	11 vs. Michigan St., '05	1, 10 times, last vs. Kentucky
Alex Thompson	6 vs. Maryland-Eastern Shore	9 at Minnesota, '05	3 at Northwestern, '05
Brett Wessels			1 vs. Maryland-Eastern Shore
Justin Wieck	2 vs. N. Carolina, '05	1 vs. Western Carolina, '05	1 vs. Western IL, '05/UMES

NOTE: Career bests occurred in 2005-06 unless otherwise noted.

Nov. 26, 2005

Individual Points/Rebounds

Includes Four Games

	A N G L E	B O H A L L	B R U N E R	F R E M A N	G O R D O N	H A L L E Y	H A L L E Y	K E N D R I C K	H E N R I C H	H O R N E Y	R E D D I E R	T H O M A S	T H O M A S	W E S T L E Y	W E S T L E Y
% MD-Eastern Shore	DNP	DNP	16#7	9-5	10-5	16#4	5#2	0-1	10#4	16#2	DNP	4-10	6-5	0-0	0-0
% Colgate	DNP	DNP	16#8	0-1	4-1	14#3	11#8	DNP	9#4	13#6	DNP	4-5	2-0	DNP	DNP
^ Kentucky	DNP	DNP	17#12	5-2	0-0	9#4	6#3	DNP	15#7	5#1	DNP	6-7	4-1	DNP	DNP
^ Texas	DNP	DNP	6#8	0-1	DNP	23#7	5#5	DNP	2#7	9#3	2-1	12-5	0-2	DNP	DNP
TX-San Antonio															
N.C. State															
+ Fairfield															
+ Hawkeye Chal.															
at No. Iowa															
at Iowa State															
Arizona State															
Drake															
Robert Morris															
at Saint Louis															
* at Wisconsin															
* Illinois															
* at Penn State															
* Minnesota															
* at Mich. State															
* Indiana															
* Ohio State															
* at Purdue															
* Michigan															
* at Northwestern															
* at Indiana															
* Mich. State															
* at Minnesota															
* at Illinois															
* Penn State															
* Wisconsin															
& Big Ten Tournament															

% - - Guardians Classic, Iowa City, IA
 ^ - - Guardians Classic, Kansas City, MO
 + - - Hawkeye Challenge, Iowa City, IA
 * - - Big Ten Conference Game
 & - -Big Ten Conference Tournament, Chicago, IL

- - Denotes starting line-up

Nov. 26, 2005**The Last Time . . .****Includes Four Games**

The Last Time a Player . . .***Had 30 or more points***

Iowa -- 31, Pierre Pierce, at Ohio State, 1/8/05

Opponent -- 32, Vedran Vukusic, Northwestern, 1/26/05

Made at least 90% of his FGA (10 att.)

Iowa -- .909 (9-10), Luke Recker vs. Purdue, 3/07/02

Opponent -- .900 (9-10), Willie Simms, Wisconsin, 1/11/90

Made 100% of his FTA (10 att.)

Iowa -- 1.000 (11-11), Luke Recker vs. Minnesota, 2/09/02

Opponent -- 1.000 (10-10), Nick Smith, Illinois, 1/17/04

Had 15 or more rebounds

Iowa -- 17, Jared Reiner at Indiana, 3/01/03

Opponent -- 19, Rojon Rando, Kentucky, 11/22/05

Had 10 or more assists

Iowa -- 10, Jeff Horner vs. Western Carolina, 12/18/04

Opponent -- 10, Bernard Robinson, Jr., Michigan, 3/12/04

Had 5 or more blocks

Iowa -- 5, Erek Hansen vs. Kentucky, 11/22/05

Opponent -- 6, Jason Maxiell, Cincinnati, 3/17/05

Had 5 or more steals

Iowa -- 5, Mike Henderson at Michigan, 3/5/05

Opponent -- 5, Vedran Vukusic, Northwestern, 2/12/05

The Last Time A Team . . .***Scored 100 or more points***

Iowa -- 107 vs. UNC-Asheville, 11/23/03

Opponent -- 106, North Carolina, 11/24/04

Scored 40 or fewer points

Iowa -- 39 vs. Indiana, 1/10/49

Opponent -- 37, Puerto Rico-Mayaguez, 12/21/97

Won an overtime game

Iowa -- 74-72 (1 OT) at Michigan, 3/5/05

Opponent -- 74-75 (1 OT), at Northwestern, 1/26/05

Made at least 60% of its FGA (20 att.)

Iowa -- .675 (27-40) vs. Air Force, 12/28/04

Opponent -- .615 (24-39), Wisconsin, 3/5/99

Made at least 50% of its 3-pt. FGA (8 att.)

Iowa -- .583 (7-12) vs. Indiana, 1/29/05

Opponent -- .500 (9-18), Cincinnati, 3/17/05

Made at least 90% of its FTA (10 att.)

*Iowa -- 1.000 (20-20) vs. Western Illinois, 11/19/04

Opponents -- .909 (10-11), Northern Iowa, 12/10/02

*** - - School Record**

Nov. 26, 2005

Season Highs & Lows

Includes Four Games

Individual Highs

Points:	23	Adam Haluska vs. Texas
Field Goals:	9 (23 att.)	Adam Haluska vs. Texas
Field Goal Attempts:	23 (9 made)	Adam Haluska vs. Texas
Field Goal Percentage:	1.000 (5-5)	Seth Gorney vs. Maryland-Eastern Shore
3-pt. Field Goals:	4 (12 att.)	Adam Haluska vs. Texas
3-pt. Field Goal Attempts:	12 (4 made)	Adam Haluska vs. Texas
3-pt. Field Goal Percentage (4 att.):	.500 (2-4)	Jeff Horner vs. Maryland-Eastern Shore
Free Throws:	6 (7 att.)	Mike Henderson vs. Maryland-Eastern Shore
Free Throw Attempts:	7 (6/4 made)	Henderson vs. Maryland-Eastern Shore; Brunner vs. Kentucky
Free Throw Percentage:	1.000 (4-4)	Jeff Horner vs. Texas
Rebounds:	12	Greg Brunner vs. Kentucky
Assists:	8	Jeff Horner vs. Colgate/Kentucky
Blocked Shots:	5	Erek Hansen vs. Kentucky
Steals:	4	Mike Henderson vs. Kentucky

Team Highs

Iowa

86 vs. MD-Eastern Shore
33 (65 att.) vs. MD-Eastern Shore
65 (22 made) vs. Texas; (33 made) vs. UMES
.508 (33-65) vs. MD-Eastern Shore
7 (18 att.) vs. Colgate
25 (5 made) vs. Texas
.389 (7-18) vs. Colgate
17 (23 att.) vs. Kentucky
23 (17 made) vs. Kentucky
.739 (17-23) vs. Kentucky
47 vs. MD-Eastern Shore
25 vs. MD-Eastern Shore
9 vs. Kentucky
17 vs. MD-Eastern Shore
16 vs. MD-Eastern Shore
20 vs. Texas

Points

Field Goals

FG Attempts

FG Percentage

3-pt. Field Goals

3-pt. FG Attempts

3-pt. FG Percentage

Free Throws

FT Attempts

FT Percentage

Rebounds

Assists

Blocked Shots

Steals

Turnovers

Fouls

Opponent

68 by Texas
23 (55 att.) by Texas
59 (16 made) by MD-Eastern Shore
.418 (23-55) by Texas
9 (20 att.) by Kentucky
20 (9 made) by Kentucky
.450 (9-20) by Kentucky
16 (20 att.) by Texas
21 (14 made) by Kentucky
.800 (16-20) by Texas
45 by Kentucky
16 by Colgate
6 by Texas
6 by Colgate
25 by MD-Eastern Shore
21 by Kentucky

Team Lows

Iowa

59 by Texas
22 (67 att.) vs. Texas
57 (28 made) vs. Colgate
.338 (22-65) vs. Texas
4 (15 att.) vs. Kentucky
15 (4 made) vs. Kentucky
.200 (5-25) vs. Texas
10 (15 att.) vs. Colgate/Texas
15 (10 made) vs. Colgate/Texas
.667 (10-15) vs. Colgate/Texas
36 vs. Colgate
14 vs. Kentucky
2 vs. Texas
2 vs. Texas
10 vs. Texas
11 vs. Colgate

Points

Field Goals

FG Attempts

FG Percentage

3-pt. Field Goals

3-pt. FG Attempts

3-pt. FG Percentage

Free Throws

FT Attempts

FT Percentage

Rebounds

Assists

Blocked Shots

Steals

Turnovers

Fouls

Opponent

41 by MD-Eastern Shore
16 (59 att.) by MD-Eastern Shore
50 (21 made) by Colgate
.271 (16-59) by MD-Eastern Shore
1 (9 att.) by MD-Eastern Shore
9 (1 made) by MD-Eastern Shore
.111 (1-9) by MD-Eastern Shore
4 (9 att.) by Colgate
9 (4 att.) by Colgate
.444 (9-14) by Colgate
29 by Colgate
6 by MD-Eastern Shore
1 by MD-Eastern Shore
5 by MD-Eastern Shore/Texas
12 vs. Texas
16 by Colgate

Nov. 26, 2005

Iowa's Record When . . .

Includes Four Games

When playing at home:	2-0	When leading at the half:	3-1	When wearing White:	3-1
When playing on the road:	0-0	When trailing at the half:	0-0	When wearing Black:	0-0
When playing on a neutral court:	1-1	When tied at the half:	0-0	When wearing Gold:	0-0
When Iowa scores 100 points or more:	0-0	Iowa field goal percentage at home:	61-122	.500	
When Iowa scores 90-99 points:	0-0	Iowa field goal percentage on road:	45-125	.360	
When Iowa scores 80-89 points:	1-0	Iowa 3-point percentage at home:	12-34	.352	
When Iowa scores 70-79 points:	1-0	Iowa 3-point percentage on road:	9-39	.265	
When Iowa scores under 70 points:	1-1	Iowa free throw percentage at home:	25-36	.694	
		Iowa free throw percentage on road:	27-38	.711	
When opponent scores 100 points or more:	0-0	On Sunday:	0-0		
When opponent scores 90-99 points:	0-0	On Monday:	2-0		
When opponent scores 80-89 points:	0-0	On Tuesday:	1-1		
When opponent scores 70-79 points:	0-0	On Wednesday:	0-0		
When opponent scores 60-69 points:	1-1	On Thursday:	0-0		
When opponent scores fewer than 60 points:	2-0	On Friday:	0-0		
		On Saturday:	0-0		
When Iowa shoots at least 50% from the field:	1-0	On CBS:	0-0		
When Iowa shoots less than 50% from the field:	2-1	On ESPN:	0-0		
When opponent shoots at least 50% from the field:	0-0	On ESPN2:	1-1		
When opponent shoots less than 50% from the field:	3-1	On ESPN Plus:	2-0		
When Iowa has higher FG% than opponent:	3-0	On Opponent Network:	0-0		
When opponent has higher FG%:	0-1	No Television:	0-0		
When FG% is equal:	0-0				
When Iowa outrebounds opponent:	2-1	Most Points, First Half:	44 vs. M-Eastern Shore		
When opponent has more rebounds:	1-0	Fewest Points, First Half:	34 vs. Kentucky		
When rebounds are equal:	0-0	Most Points Allowed, First Half:	31 vs. Kentucky/Texas		
		Fewest Points Allowed, First Half:	20 vs. M-Eastern Shore		
When Iowa shoots at least 80% from the line:	0-0	Most Points, Second Half:	42 vs M-Eastern Shore		
When Iowa shoots less than 80% from the line:	3-1	Fewest Points, Second Half:	28 vs. Texas		
When opponent shoots at least 80% from the line:	0-1	Most Points Allowed, Second Half:	44 vs. Texas		
When opponent shoots less than 80% from the line:	3-0	Fewest Points Allowed, Second Half:	21 vs. M-Eastern Shore		
When Iowa shoots more free throws than opponent:	2-0				
When opponent shoots more free throws:	1-1	Largest Halftime Advantage:	24 vs. M-Eastern Shore		
When free throws attempts are equal:	0-0	Largest Halftime Deficit:	--		
When Iowa has higher FT% than opponent:	3-0				
When opponent has higher FT%:	0-1				
When FT% is equal:	0-0				
When Iowa shoots at least 50% from three-point range:	0-0				
When Iowa shoots less than 50% from three-point range:	3-1				
When opponent shoots at least 50% from three-point range:	0-0				
When opponent shoots less than 50% from three-point range:	3-1				
When Iowa has a higher three-point FG% than opponent:	2-0				
When opponent has a higher three-point FG%:	1-1				
When three-point FG% is equal:	0-0				
When Iowa has more assists than opponent:	2-1				
When opponent has more assists:	0-0				
When assists are equal:	1-0				
When Iowa has fewer turnovers than opponent:	3-0				
When opponent has fewer turnovers:	0-1				
When turnovers are equal:	0-0				
When Iowa has more steals than opponent:	2-0				
When opponent has more steals:	0-1				
When steals are equal:	1-0				

Nov. 26, 2005

Iowa Under Steve Alford . . .

Includes Four Games

When playing at home:	71-25	When leading at the half:	83-21	When wearing White:	53-19
When playing on the road:	22-45	When trailing at the half:	29-58	When wearing Black:	26-45
When playing on a neutral court:	20-14	When tied at the half:	1-5	When wearing Gold:	34-20
When Iowa scores 100 points or more:	2-0	Iowa field goal percentage at home:	2,300-5,322	.432	
When Iowa scores 90-99 points:	5-2	Iowa field goal percentage on road:	2,329-5,395	.432	
When Iowa scores 80-89 points:	30-5	Iowa 3-point percentage at home:	504-1,549	.364	
When Iowa scores 70-79 points:	45-18	Iowa 3-point percentage on road:	569-1,663	.342	
When Iowa scores under 70 points:	31-59	Iowa free throw percentage at home:	1,746-2,516	.694	
		Iowa free throw percentage on road:	1,602-2,312	.693	
When opponent scores 100 points or more:	0-1	On Sunday:	7-3		
When opponent scores 90-99 points:	1-6	On Monday:	4-3		
When opponent scores 80-89 points:	5-20	On Tuesday:	22-11		
When opponent scores 70-79 points:	23-37	On Wednesday:	15-26		
When opponent scores 60-69 points:	45-15	On Thursday:	9-4		
When opponent scores fewer than 60 points:	39-5	On Friday:	14-5		
When Iowa shoots at least 50% from the field:	34-6	On Saturday:	42-32		
When Iowa shoots less than 50% from the field:	79-78	On CBS:	5-6		
When opponent shoots at least 50% from the field:	5-26	On ESPN:	11-19		
When opponent shoots less than 50% from the field:	108-58	On ESPN2:	9-5		
When Iowa has higher FG% than opponent:	93-18	On ESPN Plus:	80-51		
When opponent has higher FG%:	19-64	On Opponent Network:	6-3		
When FG% is equal:	1-2	No Television:	2-0		
When Iowa outrebounds opponent:	76-42	Most Points, First Half:	56 vs. UNC-A, 11/23/03		
When opponent has more rebounds:	31-41	Fewest Points, First Half:	16 at Mich. St., 3/5/03		
When rebounds are equal:	6-1	Most Points Allowed, First Half:	59 by N. Car., 11/24/04		
When Iowa shoots at least 80% from the line:	13-13	Fewest Points Allowed, First Half:	15 by N'western, 3/8/01		
When Iowa shoots less than 80% from the line:	100-71	Most Points, Second Half:	56 vs. W. Car., 12/18/04		
When opponent shoots at least 80% from the line:	19-14	Fewest Points, Second Half:	19, twice (Wisc./Drake)		
When opponent shoots less than 80% from the line:	94-70	Most Points Allowed, Second Half:	56, twice (MSU/KSU)		
When Iowa shoots more free throws than opponent:	94-36	Fewest Points Allowed, Second Half:	19 by Liberty, 12/22/02		
When opponent shoots more free throws:	17-47	Largest Halftime Advantage:	27 at Penn State, 2/26/05		
When free throws attempts are equal:	2-1	Largest Halftime Deficit:	27 vs. UM-ES, 11/13/01		
When Iowa has higher FT% than opponent:	65-31		33 at Mich. St., 3/5/03		
When opponent has higher FT%:	47-52				
When FT% is equal:	1-1				
When Iowa shoots at least 50% from three-point range:	24-5				
When Iowa shoots less than 50% from three-point range:	89-79				
When opponent shoots at least 50% from three-point range:	5-14				
When opponent shoots less than 50% from three-point range:	108-70				
When Iowa has a higher three-point FG% than opponent:	75-19				
When opponent has a higher three-point FG%:	38-63				
When three-point FG% is equal:	0-2				
When Iowa has more assists than opponent:	75-15				
When opponent has more assists:	32-66				
When assists are equal:	6-3				
When Iowa has fewer turnovers than opponent:	65-20				
When opponent has fewer turnovers:	40-57				
When turnovers are equal:	8-7				
When Iowa has more steals than opponent:	61-29				
When opponent has more steals:	44-47				
When steals are equal:	8-8				