



IOWA HAWKEYES

14-10 Overall, 6-5 Big Ten

3 FINAL FOURS | 8 BIG TEN CHAMPIONSHIPS | 2 BIG TEN TOURNAMENT TITLES | 25 NCAA TOURNAMENTS

IOWA (14-10, 6-5) at MINNESOTA (16-7, 4-6)

Feb. 8, 2017 // Minneapolis, Minnesota // Williams Arena // 8:06 p.m. CT

Iowa Hawkeyes

Pos.	No.	Name	Ht.	Wt.	Yr.	Hometown	Statistical Summary
G	3	Jordan Bohannon	6-0	182	Fr.	Marion, Iowa	9.4 ppg, 2.4 rpg, 4.5 apg
G	4	Isaiah Moss	6-5	205	RS-Fr.	Chicago, Illinois	6.7 ppg, 1.5 rpg, 0.8 apg
F	14	Peter Jok	6-6	205	Sr.	West Des Moines, Iowa	20.6 ppg, 5.8 rpg, 2.4 apg
F	0	Ahmad Wagner	6-7	235	So.	Yellow Springs, Ohio	5.1 ppg, 3.3 rpg, 1.6 apg
F	5	Tyler Cook	6-9	253	Fr.	St. Louis, Missouri	11.9 ppg, 4.8 rpg, 1.0 apg

Head Coach: Fran McCaffery (Penn, 1979); Seventh Season at Iowa (132-96); 21st Season Overall (383-273)

Minnesota Golden Gophers

Pos.	No.	Name	Ht.	Wt.	Yr.	Hometown	Statistical Summary
G	2	Nate Mason	6-2	190	Jr.	Decatur, Georgia	14.0 ppg, 3.3 rpg, 5.2 apg
G	5	Amir Coffey	6-8	195	Fr.	Hopkins, Minnesota	12.2 ppg, 3.8 rpg, 3.1 apg
G	0	Akeem Springs	6-4	220	Sr.	Waukegan, Illinois	10.0 ppg, 3.3 rpg, 1.2 apg
F	3	Jordan Murphy	6-6	240	So.	San Antonio, Texas	9.4 ppg, 7.3 rpg, 1.1 bpg
C	22	Reggie Lynch	6-10	260	RS-Jr.	Edina, Minnesota	8.8 ppg, 6.1 rpg, 3.1 bpg

Head Coach: Richard Pitino (Providence, 2005); Fourth Season at Minnesota (67-58); Fifth Season Overall (85-72)

GAME #25 STORYLINES

- Iowa enters Wednesday's game at Minnesota riding a season-best three-game Big Ten win streak, notching wins over Ohio State, Rutgers, and Nebraska. The active three-game win streak is second best in the league behind Wisconsin (7).
- Five of Iowa's final seven conference games, beginning Wednesday at Minnesota, will be one-plays; games against teams the Hawkeyes will face only once during the regular season.
- Redshirt sophomore Nicholas Baer is one of only two Division I men's basketball players this year to amass 35+ blocked shots, 30+ steals, and 20+ 3-pointers (Memphis' Dedrick Lawson).
- Jordan Bohannon is the reigning Big Ten Freshman of the Week after averaging 16 points, three assists, 2.5 rebounds, and one steal in victories last week over Rutgers and Nebraska.
- Jordan Bohannon is one of two freshmen nationally this season with 50 3-pointers and 100 assists (UCLA's Lonzo Ball). Also, Bohannon's four 3-pointers versus Nebraska on Sunday boosted his single-season total to 54, which is a new Iowa freshman single-season record.
- Sophomore Brady Ellingson has recorded 18 assists and no turnovers the last eight games, including ten assists and no turnovers in Iowa's last two games (Rutgers and Nebraska).
- Ahmad Wagner has started nine games this year, including Iowa's last three games against OSU, Rutgers, and Nebraska. The Hawkeyes are 8-1 record in games in which he has started.
- Big Ten leading scorer Peter Jok (20.6 ppg) returned to the lineup in Iowa's win over Nebraska on Sunday after missing the previous two contests due to injury (back).
- Iowa is 8-0 when allowing 70 points or fewer and 6-0 when committing 12 turnovers or less.
- After scoring in double figures once in 27 games last year, Brady Ellingson has netted double digits six times this season, including netting 11 points in Iowa's win over Nebraska on Sunday.
- Three of Iowa's top four scorers this season are true freshmen. Tyler Cook is second (11.9), followed by Jordan Bohannon (9.4), and Cordell Pemsil (9.1).
- Iowa freshmen averaged 47.3 points the last three games -- all wins.
- Peter Jok has scored 25+ points eight times this year, a total that ties for the 11th most nationally. Jok ranks 27th in country - fourth among players from Power 5 conferences - in points per game (20.6). He also ranks sixth nationally in free throw accuracy (.922) and 53rd in 3-pointers made (2.8).
- Peter Jok, the Big Ten's leading scorer, is currently averaging 20.6 points per game, including 18.4 per contest in conference play. The last Big Ten player to average at least 21 points per game was Minnesota's Kris Humphries (21.7) in the 2003-04 campaign.

2016-17 SCHEDULE/RESULTS

Date	Opponent (TV)	Time
Nov. 11	Kennesaw State	W, 91-74
Nov. 13	Savannah State	W, 116-84
Nov. 17	Seton Hall ^	L, 83-91
Nov. 20	UT Rio Grande Valley	W, 95-67
Nov. 25	vs. #6/7 Virginia #	L, 41-74
Nov. 26	vs. Memphis #	L, 92-100
Nov. 29	at Notre Dame %	L, 78-92
Dec. 3	Omaha	L, 89-98
Dec. 5	Stetson	W, 95-68
Dec. 8	#25/25 Iowa State +	W, 78-64
Dec. 17	vs. Northern Iowa *	W, 69-46
Dec. 20	North Dakota	W, 84-73
Dec. 22	Delaware State	W, 89-57
Dec. 28	at #15/15 Purdue	L, 67-89
Jan. 1	Michigan	W, 86-83 (OT)
Jan. 5	at Nebraska	L, 90-93 (2OT)
Jan. 8	Rutgers	W, 68-62
Jan. 12	#17/19 Purdue	W, 83-78
Jan. 15	at Northwestern	L, 54-89
Jan. 19	#25/25 Maryland	L, 76-84
Jan. 25	at Illinois	L, 64-76
Jan. 28	Ohio State	W, 85-72
Jan. 31	at Rutgers	W, 83-63
Feb. 5	Nebraska	W, 81-70
Feb. 8	at Minnesota (BTN)	8:06 p.m.
Feb. 11	at Michigan State (BTN)	5 p.m.
Feb. 18	Illinois (BTN)	1 p.m.
Feb. 21	Indiana (ESPN/2)	8 p.m.
Feb. 25	at Maryland (ESPN/2)	5 p.m.
March 2	at Wisconsin (ESPN/2)	8 p.m.
March 5	Penn State (BTN)	noon

all times listed are central

^ -- Gavitt Games

-- Emerald Coast Classic - Niceville, Florida

% -- ACC/Big Ten Challenge

+ -- Iowa Corn Cy-Hawk Series

* -- The Hy-Vee Classic - Des Moines, Iowa

PRONUNCIATION GUIDE

Kirk Speraw.....	SPEAR-awe
Nicholas Baer.....	BAYER
Maishe Dailey.....	MAY-she
Ryan Kriener.....	KREEN-ir
Peter Jok.....	JOCK
Cordell Pemsil.....	PEM-sul
Dom Uhl.....	YULE

MULTIMEDIA GAME INFORMATION

TELEVISION

• BTN

Kevin Kugler (PxP)
Stephen Bardo (analyst)

MOBILE APPS/ONLINE

• BTN2GO

RADIO

• Hawkeye Radio Network • Sirius 137 / XM 195

Gary Dolphin (PxP)
Bob Hansen (analyst)

LIVE STATISTICS

• StatBroadcast

hawkeyesports.com

INSIDE THE NUMBERS

	IOWA	MINN
Scoring Average	80.7	74.2
Scoring Defense	77.0	67.3
Scoring Margin	+3.8	+6.9
FG%	.456	.430
FG% Defense	.434	.394
FT%	.682	.699
3-PT FG%	.366	.356
3-PT FG% Defense	.357	.303
Rebound Margin	+0.1	+0.9
Assists Per Game	17.6	15.3
Turnovers Per Game	13.6	11.9
Steals Per Game	7.2	6.4
Blocks Per Game	4.1	5.9

MISCELLANEOUS STATS

Double-Figure Scoring Games...

Player	13-14	14-15	15-16	16-17	Career
Peter Jok	7	11	26	21	65
Tyler Cook	---	---	---	12	12
Cordell Pems	---	---	---	11	11
Nicholas Baer	---	---	5	5	10
Dom Uhl	---	1	7	1	9
Jordan Bohannon	---	---	---	9	9
Brady Ellingson	---	---	1	6	7
Isaiah Moss	---	---	---	6	6
Ahmad Wagner	---	---	1	4	5
Ryan Kriener	---	---	---	2	2
Dale Jones	---	---	1	---	1

20-Point Scoring Games...

Player	13-14	14-15	15-16	16-17	Career
Peter Jok	---	---	11	10	21
Jordan Bohannon	---	---	---	2	2
Brady Ellingson	---	---	1	1	2
Tyler Cook	---	---	---	1	1
Isaiah Moss	---	---	---	1	1

Double-Figure Rebounding Games...

Player	13-14	14-15	15-16	16-17	Career
Nicholas Baer	---	---	---	4	4
Peter Jok	---	---	---	3	3
Dom Uhl	---	---	1	1	2
Tyler Cook	---	---	---	1	1
Cordell Pems	---	---	---	1	1

Double-Doubles...

Player	13-14	14-15	15-16	16-17	Career
Peter Jok	---	---	---	3	3
Dom Uhl	---	---	1	---	1
Nicholas Baer	---	---	---	1	1

4+ Three-Pointer Games...

Player	13-14	14-15	15-16	16-17	Career
Peter Jok	---	1	9	7	17
Jordan Bohannon	---	---	---	5	5
Brady Ellingson	---	---	---	2	2
Dale Jones	---	---	1	---	1
Nicholas Baer	---	---	1	---	1
Isaiah Moss	---	---	---	1	1

5+ Assists Games...

Player	13-14	14-15	15-16	16-17	Career
Jordan Bohannon	---	---	---	12	12
Peter Jok	---	---	---	3	3
Nicholas Baer	---	---	---	2	2
Brady Ellingson	---	---	---	2	2
Isaiah Moss	---	---	---	1	1
Christian Williams	---	---	---	1	1
Ahmad Wagner	---	---	---	1	1
Cordell Pems	---	---	---	1	1
Dom Uhl	---	---	---	1	1

3+ Steals Games...

Player	13-14	14-15	15-16	16-17	Career
Peter Jok	---	2	5	2	9
Nicholas Baer	---	---	---	6	6
Christian Williams	---	---	---	1	2
Dom Uhl	---	---	1	---	1
Ahmad Wagner	---	---	1	---	1
Cordell Pems	---	---	---	1	1
Jordan Bohannon	---	---	---	1	1
Tyler Cook	---	---	---	1	1

3+ Blocks Games...

Player	13-14	14-15	15-16	16-17	Career
Nicholas Baer	---	---	1	5	6
Dom Uhl	---	---	1	1	2
Ahmad Wagner	---	---	---	1	1
Ryan Kriener	---	---	---	1	1
Cordell Pems	---	---	---	1	1

2016-17 MARGIN OF VICTORY/DEFEAT

Points	1	2	3	4	5	6	7	8	9	10+	15+	20+
Wins	0	0	1	0	1	1	0	0	0	4	1	6
Losses	0	0	1	0	0	0	0	2	1	2	0	3

THE SETTING

Iowa (14-10, 6-5) hits the road for a two road games this week, beginning Wednesday at Minnesota (16-7, 4-6). Tipoff is slated for 8:06 p.m. (CT) at Williams Arena in Minneapolis. The Hawkeyes enter this week's action in sixth place in the Big Ten standings, while Minnesota is tied for eighth.

Iowa is in the middle of a stretch of playing three games in seven days, two of which will be played on the road.

ON THE AIR

Radio: Iowa games are broadcast on the Hawkeye Radio Network. Gary Dolphin handles the play-by-play, while Bob Hansen provides expert analysis. The network includes more than 40 stations that blanket the state of Iowa and portions of Illinois, Nebraska, Minnesota, Missouri, and Wisconsin. The Hawkeye Radio Network coverage includes a 60-minute pregame show.

TV: Kevin Kugler and Stephen Bardo will call the action on BTN (BTN2GO).

BOHANNON NAMED BIG TEN FRESHMAN OF THE WEEK

Point guard Jordan Bohannon was named Big Ten Freshman of the Week, it was announced Monday by the conference office.

Bohannon (6-foot, 182 pounds) led Iowa to a pair of victories last week over Rutgers (83-63) and Nebraska (81-70). The native of Marion, Iowa, averaged 16 points, three assists, 2.5 rebounds, and one steal in the two games. He shot a blistering 69 percent from 3-point range, making nine of his 13 attempts. Bohannon's 3-point barrage helped him break Iowa's single-season 3-point field goal record by a freshman. He has made 54 this season, breaking the previous mark of 52 by Matt Gatens in 2009.

Bohannon helped engineer Iowa's offense at Rutgers, posting the Hawkeyes' first true road victory of the season. Bohannon had a game-best 17 points, making 5-of-7 from long distance, and dished out four assists with no turnovers.

In Iowa's win over Nebraska on Sunday in Iowa City, he tallied a team-best 15 points, making 4-of-6 from 3-point range, and equaled a personal-best five rebounds to go along with two assists and one steal.

The honor is the first of Bohannon's career and marks the fourth time a Hawkeye men's basketball player has earned weekly praise by the Big Ten Conference this season.

SHARING IS CARING

Iowa has assisted on 46 of its 57 field goals the last two games (81 percent). The Hawkeyes assisted on 24-of-30 field goals at Rutgers and 22-of-27 field goals versus Nebraska.

The Hawkeyes rank second in the Big Ten and seventh nationally in assists per game, averaging 17.6 per contest.

2016-17 IOWA HAWKEYES ROSTER

No.	Name	Pos.	Ht.	Wt.	Yr.	Hometown (High School/College)
0	Ahmad Wagner	F	6-7	235	So.	Yellow Springs, Ohio (Wayne)
1	Maishe Dailey	G	6-6	183	Fr.	Beachwood, Ohio (Beachwood)
3	Jordan Bohannon	G	6-0	182	Fr.	Marion, Iowa (Linn-Mar)
4	Isaiah Moss	G	6-5	205	Fr. [^]	Chicago, Ill. (Simeon)
5	Tyler Cook	F	6-9	253	Fr.	St. Louis, Mo. (Chaminade Prep)
10	Christian Williams	G	6-5	200	So.	Decatur, Ill. (St. Teresa)
11	Charlie Rose	G	6-4	185	Jr.	Elmhurst, Ill. (York Community)
14	Peter Jok	G	6-6	205	Sr.	West Des Moines, Iowa (Valley)
15	Ryan Kriener	F	6-9	247	Fr.	Spirit Lake, Iowa (Spirit Lake)
20	Riley Till	F	6-6	192	Fr.	Dubuque, Iowa (Wahlert)
23	Dale Jones	F	6-7	227	Sr.	Waterloo, Iowa (Waterloo West/Tyler JC, Texas)
24	Brady Ellingson	G	6-4	193	So. [^]	Menomonee Falls, Wis. (Hamilton)
25	Dom Uhl	F	6-9	217	Jr.	Frankfurt, Germany (Point Pleasant Beach, N.J.)
35	Cordell Pems	F	6-8	249	Fr.	Dubuque, Iowa (Wahlert)
51	Nicholas Baer	F	6-7	200	So. [^]	Bettendorf, Iowa (Bettendorf)

Head Coach: Fran McCaffery

Assistant Coaches: Kirk Speraw, Sherman Dillard, Andrew Francis

HEAD COACH FRAN McCAFFERY

Fran McCaffery, who is signed through the 2020 season, is in his seventh season as the head basketball coach at the University of Iowa and his 20th year overall as a college head coach. McCaffery has reached the 20-win plateau eight of the last 10 seasons, including the last four years.

McCaffery spent five seasons (2005-10) as the head coach at Siena, six years at UNC-Greensboro (1999-2005) and three seasons at Lehigh (1985-88) before joining the Hawkeyes.

McCaffery has three decades of Division I coaching experience. He completed his 34th season as a collegiate coach in 2016, which includes 20 years as a head coach and 14 as an assistant. McCaffery is one of 12 coaches to lead four different Division I teams to the NCAA Tournament.

McCaffery, 57, holds a career mark of 383-273 (.584) and guided his teams to 10 postseason appearances (seven NCAA and three NIT). He is 132-96 (.579) at Iowa. McCaffery has led Iowa to NCAA Tournament victories in each of the past two seasons, the first time Hawkeye teams have won tournament games in consecutive seasons since 1996-97.

Since taking over the Iowa program in 2010, the Hawkeyes have earned five postseason tournament berths (3 NCAA, 2 NIT). McCaffery coached Iowa to 25 victories in 2013, equaling the second-most win total in program history. McCaffery has guided five different Hawkeyes to all-conference honors, including three straight first team honorees. The last time Iowa had three consecutive first-team all-league honorees was 1946-48.

McCaffery has posted upper division finishes in each of the past four seasons at Iowa and 16 of 20 seasons as a head coach. He has posted 20 wins or more eight of the last 10 seasons, including the last four at Iowa (2013, 2014, 2015, and 2016).

McCaffery and the Hawkeyes have made Carver-Hawkeye Arena one of the most feared arenas to play nationally. Fans have embraced McCaffery and his team's style of play with attendance increasing by more than 50 percent since 2010. The Hawkeyes boast a 58-12 home record the last four seasons, which includes a school-record 18 wins in 2014.

McCaffery's five years at Siena were the best in its 70-year history. He led the Saints on an incredible run that ended with three straight Metro Atlantic Athletic Conference championships and NCAA Tournament appearances. In so doing, Siena became the only program in the country to win its regular season and postseason title 2008-10.

McCaffery's Saints owned a 112-51 (.687) record in his five years with the program. He guided the Saints to four consecutive 20-win seasons.

The 2009 MAAC Coach of the Year and 2010 District I Coach of the Year is the third winningest coach, by percentage, in league history (.682, .756). He is the only coach to guide a MAAC program to two NCAA Tournament wins. McCaffery led his 2008 and 2009 teams to first round NCAA Tournament victories over Vanderbilt and Ohio State, respectively.

In his final two seasons at Siena, he coached the Saints to back-to-back 27-win campaigns and boasted a combined 39-3 (.929) record against MAAC opponents, which included MAAC Tournament contests.

McCaffery began his coaching career as an assistant at Penn (1982-83) and Lehigh (1983-85). After three seasons as head coach at Lehigh, he spent 11 seasons as an assistant at Notre Dame (1988-99).

McCaffery played basketball at Wake Forest his freshman year (1977-78) and then concluded his collegiate playing career at Penn his final three seasons (1979-82).

He earned his B.S. degree in Economics from The Wharton School (Penn) in 1982. McCaffery also earned a Master of Education from Lehigh in 1985.

COACHING HONORS

NABC District I Coach of the Year, 2009-10

MAAC Coach of the Year, 2008-09

HEAD COACHING EXPERIENCE

Lehigh (1985-88):49-39 (.557); 8-6 (.571) League
UNC-Greensboro (1999-05).....90-87 (.508); 49-47 (.510) League
Siena (2005-10)112-51 (.687); 68-22 (.756) League
Iowa (2010-present):.....132-96 (.579); 48-53 (.475) League



THE McCAFFERY FILE

Born: May 23, 1959
Hometown: Philadelphia, Pa.
High School: LaSalle, 1977
College: B.S. in Economics, The Wharton School (Penn), 1982
Master of Education, Lehigh, 1985
Family: Wife, Margaret
Sons, Connor, Patrick and Jonathan Francis
Daughter, Marit Katherine
Brother, Jack (sportswriter in Philadelphia area)

Coaching Honors

MAAC Coach of the Year, 2009

NABC District I Coach of the Year, 2009-10

Coaching History (30 years)

1982-83 Assistant Coach, Penn
1983-85 Assistant Coach, Lehigh
1985-88 Head Coach, Lehigh
1988-99 Assistant Coach, Notre Dame
1999-05 Head Coach, UNC-Greensboro
2005-10 Head Coach, Siena
2010-present Head Coach, University of Iowa

Coaching Chart

Overall (21 seasons): 383-273 (.584)
At Iowa (seven seasons): 132-96 (.579)
At Siena (five seasons): 112-51 (.688)
At UNCG (six seasons): 90-87 (.508)
At Lehigh (three seasons): 49-40 (.551)
NCAA Tournament (eight appearances*): 4-8
NIT (three appearances): 5-3

**McCaffery is the first coach to bring three different programs from one-bid leagues to the NCAA Tournament (conferences that sent just one team the year his program advanced).*

McCaffery in Postseason Play

1988 NCAA Tournament -- Lehigh
1989 NCAA Tournament -- Notre Dame
1990 NCAA Tournament -- Notre Dame
1992 NIT -- Notre Dame
1997 NIT -- Notre Dame
2001 NCAA Tournament -- UNC-Greensboro
2002 NIT -- UNC-Greensboro
2008 NCAA Tournament -- Siena
2009 NCAA Tournament -- Siena
2010 NCAA Tournament -- Siena
2012 NIT -- Iowa
2013 NIT -- Iowa
2014 NCAA Tournament -- Iowa
2015 NCAA Tournament -- Iowa
2016 NCAA Tournament -- Iowa

Playing Experience

Wake Forest, 1977-78

Penn, 1979-82

2016-17 BIG Standings/Schedule

Team	Big Ten	Pct.	Overall	Pct.
Wisconsin	9-1	.900	20-3	.870
Maryland	8-2	.800	20-3	.870
Purdue	8-3	.727	19-5	.792
Northwestern	7-3	.700	18-5	.783
Michigan State	6-4	.600	14-9	.609
IOWA	6-5	.545	14-10	.583
Indiana	5-6	.455	15-9	.625
Minnesota	4-6	.400	16-7	.696
Michigan	4-6	.400	14-9	.609
Ohio State	4-7	.364	14-10	.583
Penn State	4-7	.364	12-12	.500
Nebraska	4-7	.364	10-13	.435
Illinois	3-8	.273	13-11	.542
Rutgers	2-9	.182	13-11	.542

Tuesday, Feb. 7

Maryland at Penn State, 6 p.m.
Michigan State at Michigan, 8 p.m.
Illinois at Northwestern, 8 p.m.

Wednesday, Feb. 8

Rutgers at Ohio State, 6 p.m.
IOWA at Minnesota, 8:06 p.m.

Thursday, Feb. 9

Purdue at Indiana, 6 p.m.
Wisconsin at Nebraska, 8 p.m.

Saturday, Feb. 11

Minnesota at Rutgers, 11 a.m.
Penn State at Illinois, 1 p.m.
Ohio State at Maryland, 3 p.m.
IOWA at Michigan State, 5 p.m.

All times are central

National Rankings

AP Poll

Feb. 6

- Gonzaga
- Villanova
- Kansas
- Louisville
- Oregon
- Baylor
- Wisconsin
- North Carolina
- Arizona
- UCLA
- Cincinnati
- Virginia
- West Virginia
- Florida State
- Kentucky
- Purdue
- Florida
- Duke
- South Carolina
- Saint Mary's
- Maryland
- Butler
- Creighton
- Xavier
- SMU

USA Today Poll

Feb. 6

- Gonzaga
- Villanova
- Kansas
- Louisville
- Wisconsin
- Oregon
- North Carolina
- Baylor
- UCLA
- Arizona
- Cincinnati
- Kentucky
- Virginia
- West Virginia
- Florida State
- South Carolina
- Florida
- Purdue
- Duke
- Saint Mary's
- Butler
- Maryland
- Creighton
- Notre Dame
- Xavier

2016-17 IOWA CAPTAINS

Iowa captains are seniors Peter Jok and Dale Jones.

HAWKEYES REGISTER THIRD STRAIGHT WIN. BEAT NEBRASKA

Iowa avenged an early season double-overtime road loss to Nebraska on Sunday with an 81-70 victory over the Huskers in Iowa City. Sunday was Iowa's third straight Big Ten win.

- Senior guard Peter Jok returned to the lineup after missing the last two games due to injury (back). Jok finished with 12 points, bolstered by 8-of-8 at the free throw line.
- Iowa assisted on 22 of its 27 field goals (81 percent). Brady Ellingson dished out five assists and had no turnovers for the second straight contest.
- Nebraska outscored Iowa 22-7 in second-chance opportunities, however the Hawkeyes outscored the Huskers 27-9 via the 3-point shot and 18-13 at the free throw line.
- Ten of Iowa's players who saw action scored. Four Hawkeyes scored in double figures: Jordan Bohannon (15), Tyler Cook (13), Peter Jok (12), and Brady Ellingson (11). Bohannon has led the team in scoring each of the last two games.
- Three Huskers netted double digits: Jack McVeigh (16), Tai Webster (14), and Jordy Tshimanga (10).
- Iowa improved to 8-0 when allowing 70 points or fewer and 6-0 when committing 12 turnovers or less.

SCOUTING MINNESOTA

- Wednesday will be Iowa's ninth game of the season against an RPI Top-50 team and fifth against an RPI Top-25 team (Minnesota is ranked 24th in the RPI).
- Five of Minnesota's six losses in Big Ten play have come by seven points or less, including three by two points or less.
- After losing five straight contests, Minnesota posted a 68-59 road win at Illinois last Saturday afternoon. Four Gophers starters tallied double figures: Reggie Lynch (15), Akeem Springs (14), Nate Mason (13), and Amir Coffey (13). The difference in the nine-point game was Minnesota (7) making three more 3-pointers than Illinois (4).
- Minnesota is 12-3 in home games this season, with two of the setbacks coming in overtime to Michigan State and Wisconsin, and the other loss to Maryland.
- Four Gophers average double figures: Nate Mason (14.0), Amir Coffey (12.2), Dupree McBrayer (11.0), and Akeem Springs (10.0).
- Minnesota ranks second in the country in blocked shots per game (6.4), 14th in 3-point field goal percentage defense (.303), 18th in defensive rebounds per game (28.3), 19th in field goal percentage defense (.394), and 40th in fewest personal fouls per game (16.7). Individually, Reggie Lynch ranks fourth in the country in blocks per contest (3.09), while Nate Mason is 21st in assist-to-turnover ratio (3.0) and assists per game (5.2).
- Richard Pitino is in his fourth season as head coach at Minnesota (67-58, .536).

ALL-TIME SERIES RECORDS

Minnesota holds a 103-94 advantage in the series that began with a 47-10 Gopher win in 1902. The 197 meetings are the most Iowa has played against any opponent.

Iowa has won six of the last nine meetings, including last season's only game, 75-71, in Iowa City on Feb. 14, 2016. The two teams have split the last 12 meetings.

The Gophers hold a 62-35 advantage in games played at Minnesota. The two teams have split the last four meetings in Minneapolis. The last four meetings at Williams Arena have all been decided by six points or fewer, dating back to 2012. Iowa won the last meeting between the two teams in Minneapolis, 77-75, on Jan. 13, 2015.

LAST MEETING

- Iowa posted a 75-71 win over Minnesota on Feb. 14, 2016, in Iowa City in the only regular season meeting between the two teams.
- Jarrold Uthoff recorded a double-double (24 points, 15 rebounds, and six blocks). He became the third player to record 20+ points, 15+ rebounds, and 5+ blocks in a Big Ten game in the last 20 years. His 15 rebounds were a career high, while his six blocks equaled a personal best.
- Peter Jok led all scorers with 27 points, bolstered by four 3-pointers. Mike Gesell matched a career high in assists with 12.
- Iowa had 10 offensive rebounds but did not register a second chance point.
- Four Golden Gophers scored in double figures: Nate Mason (14). Dupree McBrayer (12), Jordan Murphy (11), and Joey King (10).

ROOKIE FLOOR GENERAL

After having two veteran point guards graduate last spring (Mike Gesell and Anthony Clemmons), Jordan Bohannon has done a fantastic job directing the Hawkeye offense as a freshman. Bohannon ranks first on the team in assists (4.5), second in minutes played (28.2), free throw accuracy (.875) and 3-pointers made (54), and third in scoring (9.4). He has netted 17 or more points in five games, including Iowa's win at Rutgers last week, and led the squad in assists a team-best 16 times.

The reigning Big Ten Freshman of the Week has led the squad in scoring four times this season, including Iowa's last two games (17 at Rutgers and 15 versus Nebraska).

JOK NAMED FINALIST FOR JERRY WEST AWARD

Peter Jok is one of ten finalists for the 2017 Jerry West Shooting Guard of the Year Award. The annual honor recognizes the top shooting guards in Division I men's college basketball. A national committee comprised of top college basketball personnel determined the watch list of 20 candidates in October, which has now been narrowed to just 10.

Jok is the Big Ten leading scorer, averaging 20.6 points per game. He has scored 25 points or more eight times this season, including a career-best 42 against Memphis on Nov. 26. In addition to leading the Big Ten in scoring, he is first in free throw accuracy (.922) and second in 3-pointers made per game (2.8).

In March, five finalists will be presented to Mr. West and the Hall of Fame's selection committee for the 2017 Jerry West Shooting Guard of the Year Award. The winner of the 2017 Jerry West Award will be presented at the ESPN College Basketball Awards Show in Los Angeles on April 7.

RECENT GRADUATES PLAYING PROFESSIONAL BASKETBALL

A number of recent Iowa basketball graduates are playing professionally: Melsahn Basabe (Greece), Anthony Clemmons (Austria), Mike Gesell (Denmark), Jarryd Cole (France), Matt Gatens (NBA D-League: Iowa Energy -- injured), Devyn Marble (Italy), Gabriel Olaseni (Italy), Darius Stokes (Australia), Jarrod Uthoff (NBA D-League: Fort Wayne Mad Ants), Aaron White (Russia), and Adam Woodbury (NBA D-League: Fort Wayne Mad Ants).

IOWA SIGNS 2 PREP STANDOUTS

Luka Garza and Jack Nunge have signed a National Letter of Intent to attend the University of Iowa in 2017.

Garza is a 6-foot-11, 240-pound forward from Maret School in Washington, D.C. Garza is a two-time first team All-DC, all-conference and second team Washington Post All-Met honoree. He scored more than 1,000 points and grabbed over 600 rebounds his first three years. Garza averaged 25.5 points, 12.6 rebounds, and 2.6 blocks as a junior, and 19.8 points and 9.8 rebounds his sophomore campaign. He helped Maret earn back-to-back conference championships (22-8 in 2014 and 22-5 in 2015). He was recognized as the 2014-15 Washington Post All-Met Most Improved Player. Garza averaged 11.3 points (54% FG, 36% 3-pt FG) and 6.5 rebounds last year in the EYBL.

Nunge is also 6-foot-11 and weighs 220 pounds. He hails from Newburgh, Indiana and attends Castle High School. Nunge earned first-team All-SIAC, IBCA Supreme 15 Underclassmen, and Indiana All Star-Core 6 honors following his junior campaign. He posted a team-best 18 double-doubles, and averaged 19.3 points (FG%: 57%, 3-pt FG%: 43%, FT%: 81%), 11.4 rebounds, and 3.7 blocks per game his junior season. He was named team Most Valuable Player in 2016. A two-time team captain, he tallied 35 points and 25 rebounds against Bosse High School, and 35 points and 22 rebounds versus Harrison High School his junior season. Nunge also excels in the classroom, boasting a 3.97 grade point average, ranks 20th in his class, and earned the Scholastic "C" Award. He is a member of the National Honor Society and Student Council. He played with the Pocket City AAU basketball team.

PEMSL MAKING THE MOST OF HIGH PERCENTAGE SHOTS

Freshman Cordell PemsL has had a great start to his collegiate career. The native of Dubuque, Iowa, has started 14 games, while coming off the bench ten times. In 24 total games, PemsL has scored in double digits 11 times and is averaging 9.1 points and 4.9 rebounds, while shooting a Big Ten-best and 25th-best nationally 62.3 percent (86-of-138) from the field. He has scored in double figures in eight of the 14 starts.

LAST THREE GAMES STATISTICS

#	Player	gp-gs	min	avg	Total			3-Point			F-Throw		Rebounds				pts	avg				
					fg-fga	fg%	3fg-fga	3fg%	ft-fa	ft%	off	def	tot	avg	pf	dq			a	to	blk	stl
03	Bohannon, Jordan	3-3	88	29.3	14-26	.538	13-23	.565	3-4	.750	1	8	9	3.0	3	0	7	4	0	4	44	14.7
05	Cook, Tyler	3-3	54	18.0	15-27	.556	1-1	1.000	5-11	.455	3	6	9	3.0	11	0	4	6	0	3	36	12.0
14	Jok, Peter	1-1	30	30.0	2-7	.286	0-4	.000	8-8	1.000	0	5	5	5.0	2	0	5	3	0	0	12	12.0
24	Ellingson, Brady	3-0	74	24.7	12-19	.632	10-14	.714	0-0	.000	2	5	7	2.3	1	0	13	0	0	2	34	11.3
35	PemsL, Cordell	3-0	50	16.7	11-18	.611	0-0	.000	5-8	.625	5	8	13	4.3	7	0	7	4	2	3	27	9.0
04	Moss, Isaiah	3-3	49	16.3	6-19	.316	2-5	.400	5-7	.714	0	4	4	1.3	5	0	4	3	0	3	19	6.3
00	Wagner, Ahmad	3-3	53	17.7	9-18	.500	0-1	.000	1-7	.143	8	3	11	3.7	4	0	3	5	1	3	19	6.3
25	Uhl, Dom	3-0	52	17.3	5-9	.556	2-2	1.000	6-8	.750	3	7	10	3.3	2	0	8	2	0	1	18	6.0
51	Baer, Nicholas	3-2	75	25.0	7-22	.318	2-10	.200	0-0	.000	5	14	19	6.3	4	0	10	1	8	5	16	5.3
15	Kriener, Ryan	3-0	33	11.0	6-10	.600	0-0	.000	2-2	1.000	2	7	9	3.0	7	0	4	1	1	0	14	4.7
10	Williams, Christian	3-0	31	10.3	2-6	.333	0-0	.000	4-5	.800	0	3	3	1.0	3	0	1	3	0	1	8	2.7
01	Dailey, Maishe	1-0	10	10.0	0-1	.000	0-0	.000	2-2	1.000	0	0	0	0.0	2	0	1	1	0	1	2	2.0
11	Rose, Charlie	1-0	1	1.0	0-0	.000	0-0	.000	0-0	.000	0	0	0	0.0	0	0	0	0	0	0	0	0.0
	Team										4	5	9				1					
	Total.....	3	600		89-182	.489	30-60	.500	41-62	.661	33	75	108	36.0	51	0	67	34	12	26	249	83.0
	Opponents.....	3	600		79-191	.414	14-57	.246	33-47	.702	47	74	121	40.3	59	2	46	43	7	15	205	68.3

IOWA IN BIG TEN STATISTICS

Category	All Games		Conf Only		NCAA	
	Stat	Rank	Stat	Rank	Stat	Rank
Steals	7.2	1st	7.5	2nd	7.2	72nd
Assists	17.6	2nd	17.2	2nd	17.6	7th
Scoring Offense	80.7	3rd	76.1	3rd	80.7	39th
3-Pt. FG Per Game	8.5	4th	7.5	6th	8.5	86th
Assist/TO Ratio	1.3	5th	1.3	3rd	1.3	40th
3-Pt. Field Goal %	.366	6th	.361	8th	.366	108th
Turnover Margin	+0.3	7th	+0.5	7th	+0.3	163rd
Field Goal %	.456	7th	.442	6th	.456	115th
Blocked Shots	4.1	9th	4.0	9th	4.1	92nd
Free Throw %	.682	10th	.668	12th	.682	223rd
Scoring Margin	+3.8	10th	-2.0	9th	+3.8	136th
FG% Defense	.434	11th	.461	12th	.434	168th
3-PT FG Defense	.357	11th	.372	9th	.357	236th
Rebound Margin	+0.1	12th	-1.6	12th	+0.1	201st
Scoring Defense	77.0	14th	78.1	14th	77.0	283rd

Category	Player	All Games		NCAA	
		Stat	Rank	Stat	Rank
FG%	Cordell Pemsil	.623	1st	.623	25th
Rebounding	Nicholas Baer	6.2	T-12th	6.2	---
	Peter Jok	5.8	19th	5.8	---
Scoring	Peter Jok	20.6	1st	20.6	27th
Assists	Jordan Bohannon	4.5	5th	4.5	92nd
3-point FG%	Brady Ellingson	.563	1st	.563	3rd
Steals	Nicholas Baer	1.4	T-6th	1.4	212nd
3-pointers	Peter Jok	2.8	2nd	2.8	53rd
	Jordan Bohannon	2.3	T-7th	2.3	191st
FT%	Peter Jok	.922	1st	.922	6th
Blocked Shots	Nicholas Baer	1.5	T-6th	1.4	101st
Assist/TO Ratio	Jordan Bohannon	2.1	9th	2.1	96th

NOT YOUR AVERAGE BAER

Sophomore Nicholas Baer ranks first on the squad in blocks (1.5), steals (1.4) and rebounding (6.2), and is third in assists (1.95). Baer is one of only two Division I players to amass 35+ blocked shots, 30+ steals, and 20+ 3-pointers made (Memphis' Dedrick Lawson).

During Iowa's three-game win streak, Baer is stuffing the stat sheet averaging 5.3 points, 6.3 rebounds, 3.3 assists, 2.7 blocks, and 1.7 steals.

Baer's 35 blocked shots currently ranks fourth best in a single-season by an Iowa sophomore, one rejection behind Melsahn Basabe (36) for third.

Baer is the only reserve in the Big Ten with 160+ points, 145+ rebounds, 35+ blocked shots, and 30+ steals this season.

Baer is tied for sixth in the Big Ten in steals (1.4) and blocked shots (1.5). The native of Bettendorf, Iowa, has led the team in steals eight times this year, being credited with three steals or more in a game a team-best six times.

Baer posted his first career double-double in Iowa's win over Northern Iowa on Dec. 17, with 11 points and a game-high 11 rebounds. He has pulled down 10 or more rebounds in two of his last six games (11 at Nebraska and 10 versus No. 17/19 Purdue).

NICHOLAS BAER PLAYED OVERSEAS IN AUGUST

Nicholas Baer averaged 8.5 points, 8.3 rebounds, and two steals in four games (3-1) overseas on the USA East Coast All-Star Team.

This marked the sixth consecutive year that a Hawkeye traveled overseas with the USA East Coast basketball team. In 2011, Matt Gatens and Bryce Cartwright traveled overseas; Zach McCabe went in 2012; Jarrod Uthoff was on the roster in 2013; Mike Gesell and Adam Woodbury competed in 2014; while Dom Uhl traveled with the team in 2015.

PETER JOK SCORCHING THE NETS

After averaging 7.0 points per game as a sophomore, Peter Jok averaged 16.1 points last year as a junior (+9.1), and is averaging a Big Ten-best 20.6 points this season as a senior (+4.5). The +9.1 improvement last year was tops among Big Ten players.

Jok returned to the lineup in Iowa's last game versus Nebraska on Sunday after missing the last two games due to injury (back). Jok finished with 12 points, making all eight free throw attempts.

Jok was named to the preseason All-Big Ten first team, while also being named to the Jerry West Shooting Guard of the Year Award, Naismith Trophy and John Wooden Award watch lists, and a candidate for the Senior CLASS Award. Jok scorched the nets for 42 points against Memphis and 33 against Omaha on Dec. 3. Jok nearly had a triple-double against Stetson (15 points, 8 rebounds, 7 assists) and a double-double against No. 25/25 Iowa State (23 points and nine rebounds).

Jok has been recognized as the Big Ten Player of the Week twice this season (Nov. 21 and Dec. 12). He averaged 28.5 points, six rebounds, two steals, and two assists against Seton Hall and UTRGV for the Nov. 21 award. Jok averaged a team-best 19 points, 8.5 rebounds, and five assists in contests versus Stetson and No. 25 Iowa State for the Dec. 12 distinction.

Jok, who scored career point No. 1,000 against Memphis, made his first 24 free throw attempts this season before misfiring on his first attempt at Notre Dame. Jok has had free throw streaks of 27 and 26 the last two seasons. The school record for consecutive free throws made is 34 set by Chris Street (Jan. 2-Jan. 16, 1993).

Jok ranks 27th nationally in points per game (20.6), sixth in free throw accuracy (.922), and 53rd in 3-pointers per contest (2.8). His 20.6 scoring average is fourth among players from Power 5 conferences. Jok has scored 25 points or more eight times this year, which ties for 11th nationally.

Jok is the first Hawkeye with four 30-point games in a season since Adam Haluska (5) in 2006-07.

Jok has made 193 career 3-pointers, which are the seventh most in program history. He is only one triple from surpassing Brody Boyd (2001-04) for sixth place with 193.

NEXT-MAN-IN

With Big Ten-leading scorer Peter Jok missing time last week due to injury, Iowa needed other players to fill the void on the perimeter. One of those players has been sophomore Brady Ellingson.

The 6-foot-4, 193-pound reserve averaged 11.3 points, 4.3 assists, no turnovers, and 2.3 rebounds during Iowa's three-game win streak. He is shooting a white-hot 10-of-14 (.714) from 3-point range during the win streak.

Ellingson tallied 17 points, bolstered by a career-high five 3-pointers (5-of-7) against Ohio State. He also posted personal bests in minutes played (25), rebounds (4), assists (3), and steals (1). At Rutgers, the native of Menomonee Falls, Wisconsin, had a career high in assists (5), to go along with six points and two rebounds. In Iowa's last game versus Nebraska, Ellingson totaled 11 points, five assists, one steal, and one rebound.

For the year, the sharp-shooter is shooting a team-best 56.3 percent from 3-point territory (27-of-48) and 1.000% at the free throw line (18-of-18).

Ellingson has dished out five assists and committed no turnovers in each of Iowa's last two games. In fact, the guard has dished out a combined 18 assists and no turnovers the last month (eight games spanning Jan. 8 to Feb. 7).

UI ATHLETIC COMMUNICATIONS

S300 Carver-Hawkeye Arena, Iowa City, IA 52242
hawkeyesports.com • hawkeyebasketball.com

MBB CONTACT: MATTHEW WEITZEL

office: 319-335-6590 • cell: 319-430-8176

email: matthew-weitzel@hawkeyesports.com

Twitter: @BigWeitz

UI IN THE RANKINGS

KenPom	70
Sagarin	67
BPI	88
RPI	100

UI CAREER SCORING

12.	1,525	Andre Woolridge	1995-97
13.	1,522	Don Nelson	1960-62
14.	1,516	Greg Brunner	2003-06
15.	1,502	Jeff Horner	2003-06
16.	1,372	Ed Horton	1986-89
17.	1,361	Bruce King	1975-77
18.	1,343	James Moses	1989-92
19.	1,323	Peter Jok	2013-
20.	1,298	Jarrod Uthoff	2013-16
21.	1,248	Jeff Moe	1985-88
22.	1,230	Kenyon Murray	1993-96

UI CAREER 3-POINT FGM

1.	262	Jeff Horner	2003-06
2.	239	Matt Gatens	2009-12
3.	226	Chris Kingsbury	1994-96
4.	214	Kent McCausland	1996-99
5.	212	Adam Haluska	2005-07
6.	193	Brody Boyd	2001-04
	193	Peter Jok	2013-

UI CAREER 3-POINT FGA

1.	713	Jeff Horner	2003-06
2.	652	Matt Gatens	2009-12
3.	645	Chris Kingsbury	1994-96
4.	582	Adam Haluska	2005-07
5.	544	Brody Boyd	2001-04
6.	513	Peter Jok	2013-

UI SEASON ASSISTS (FROSH)

1.	140	Jeff Horner	2003
2.	131	Dean Oliver	1998
3.	122	Cully Payne	2010
4.	114	Pierre Pierce	2002
6.	111	Tyler Smith	2007
6.	109	Jordan Bohannon	2017

UI SEASON 3-POINTERS (FROSH)

1.	54	Jordan Bohannon	2016-17
2.	52	Matt Gatens	2008-09

UI SEASON BLOCKS (SOPH)

1.	79	Greg Stokes	1982-83
2.	40	Erek Hansen	2003-04
3.	36	Melsahn Basabe	2011-12
4.	35	Nicholas Baer	2016-17

UI CAREER BIG COACHING WINS

1.	125	Tom Davis	1986-99
2.	92	Lute Olson	1975-83
3.	71	Bucky O'Connor	1950, 52-58
4.	69	Rollie Williams	1930-42, 51
5.	61	Steve Alford	1999-07
6.	60	Fran McCaffery	2010-

HAWKEYE FASTBREAKS

- Eight of the 14 Big Ten teams have six or more losses in conference play entering this week's competition.
- Ryan Kriener became the 10th different Hawkeye to have reached double figures in a game this season after netting 14 at Northwestern on Jan. 15.
- Iowa is 61-11 when scoring 80 points or more, the last seven seasons. The Hawkeyes are 64-2 when holding opponents to fewer than 61 points, the last seven years.
- Iowa has scored 90 points or more six times this season.
- Iowa has had four players earn weekly praise by the Big Ten. Peter Jok was named Player of the Week on Nov. 21 and Dec. 12, Isaiah Moss was tabbed Freshman of the Week on Dec. 12, while Jordan Bohannon was Freshman of the Week on Feb. 5.
- Iowa has amassed 30 Big Ten wins the last three seasons, a total that is fifth best in the conference: Wisconsin (37), Maryland (34), Purdue (32), and Michigan State (31).
- After scoring in double figures once in 27 games last year, Brady Ellingson has netted double digits six times this season.
- Peter Jok totaled 29 points, six rebounds, and a career-best eight assists vs. No. 17/19 Purdue on Jan. 12. Jok became just the third Big Ten player with at least 29 points, six rebounds, and eight assists in a game versus a ranked foe in the last 20 years (Minnesota's Nate Mason in 2017 and Denzel Valentine of Michigan State in 2016). Additionally, he is the first Hawkeye to post those numbers in any game since Adam Haluska had 31 points, nine assists, and nine rebounds vs. Coppin State in 2006.
- Peter Jok poured in 42 points against Memphis on Nov. 26. The 42 points are the most by a Hawkeye in 40 years and tie for the fourth most in a single-game in program history, tying Bruce King's 42 points against Pittsburgh in 1976.
- Jordan Bohannon was 7-of-15 from long distance at Notre Dame; the 15 attempts tied Justin Jackson for the second most 3-point attempts in a single-game in Iowa history.
- Peter Jok tied a Carver-Hawkeye Arena record against Omaha, making all 12 free throw attempts. The perfect 12-of-12 mark tied Luke Recker (2001 vs. Kansas State), Val Barnes (1992 vs. Ohio State), and Roy Marble (1988 vs. Northern Iowa).
- Iowa played in back-to-back overtime games (Michigan and Nebraska) for the first time since Dec. 25 and Dec. 27, 1984.
- Iowa surpassed the century mark for the 97th time in program history with a 116-84 win over Savannah State on Nov. 13. The 116 points equal the seventh most points in a game in school history and are the most points by a Big Ten team this season.
- Iowa posted school records in 3-pointers made (18) and attempted (43) in its victory over Savannah State on Nov. 13.
- Iowa made all 13 of its free throw attempts at No. 15 Purdue on Dec. 28. The last time a Hawkeye team made all of its free throws (min. 10 attempts) was at Virginia (15-of-15) in the NIT quarterfinals on March 27, 2013.
- Isaiah Moss was named Big Ten Freshman of the Week on Dec. 12. It marked the first time a rookie Hawkeye was honored by the conference office since Nicholas Baer on Dec. 21, 2015.
- Peter Jok joined Reggie Evans (twice) and Aaron Fuller as the only Hawkeyes to post 30+ points and 10+ rebounds in a single game the last 20 years. Jok totaled 30 points and 11 rebounds against Seton Hall (Nov. 17). His efforts earned the team captain Big Ten Player of the Week honors on Nov. 21.
- Peter Jok scored 27 points in Iowa's opener vs. Kennesaw State. The 27 points are the most by a Hawkeye in a season opener since Adam Haluska poured in 29 against The Citadel in 2006.
- Freshman Tyler Cook (10) joined Aaron White as the only two players to grab 10 or more rebounds in their first game as a Hawkeye in the past 20 years.
- The 183 points in the Iowa-Nebraska double overtime game on Jan. 5 are the most points scored in the 28-game series history.
- Iowa athletic teams swept Iowa State in four competitions Dec. 7-10 (women's basketball, men's basketball, women's swimming, and wrestling). The Hawkeyes lead the Iowa Corn Cy-Hawk Series, 14-7. With only three athletic events remaining, Iowa has clinched the series for 2016-17.
- Iowa has won 44 of its last 47 nonconference home games, dating back to 2012.
- The Hawkeyes won 22 games, tied for third in the Big Ten, and won an NCAA Tournament game each of the last two seasons.
- Iowa has competed in postseason play the last five years (NCAA 2014-16; NIT 2012-13).
- Iowa has won 20 or more games in four consecutive seasons -- its longest streak in 15 years.

IOWA'S 2016-17 STATISTICAL COMPARISONS

	All Games	Big Ten	Home Games	Away Games	Iowa Wins	Iowa Losses
Record	14-10	6-5	12-3	2-7	14-0	0-10
Points	80.7	76.1	86.6	70.9	85.9	73.4
Opp. Pts	77.0	78.1	75.0	80.2	68.6	88.6
FG%	.456	.442	.475	.422	.494	.403
FG Def.	.434	.461	.414	.468	.384	.507
3-PT%	.366	.361	.387	.332	.405	.320
3-pt. Def.	.357	.372	.336	.397	.307	.436
FT%	.682	.668	.670	.712	.663	.713
REB	39.0	37.0	41.0	35.7	40.5	36.9
AST	17.6	17.2	19.0	15.2	19.6	14.8
TO	13.6	13.4	13.2	14.3	12.6	15.0
STL	7.2	7.5	7.6	6.4	7.6	6.6
BLK	4.1	4.0	4.8	2.9	4.4	3.6

A CLOSER LOOK AT IOWA'S FRESHMEN PRODUCTION

- For the first time in program history, Iowa has had four freshmen score at least 20 points in a game: Tyler Cook (24 vs. Seton Hall); Jordan Bohannon (23 at Notre Dame); Isaiah Moss (21 versus Stetson); Cordell Pemsli (21 versus Stetson).
- For the first time in school history, Iowa has had five freshmen reach double figures in scoring in a game: Tyler Cook, Jordan Bohannon, Cordell Pemsli, Ryan Kriener, and Isaiah Moss.
- Iowa freshmen have accumulated 66 combined starts this season, which ranks second most in program history behind Iowa's 2013 freshmen class (81 starts).

IOWA HISTORY

Iowa has played 2,730 games since beginning basketball in 1902. Iowa's overall record is 1,607-1,123 (.588). Iowa's 1,607 wins are 39th most among Division I programs. That includes a 1,027-358 (.741) record in home games, a 576-762 (.430) record in contests away from Iowa City, a 758-762 (.499) mark in Big Ten games and a 432-132 (.765) record in Carver-Hawkeye Arena.

HAWKEYES SWEEP BIG TEN WEEKLY HONORS

Peter Jok and Isaiah Moss were named Big Ten Player of the Week and Freshman of the Week, respectively, on Dec. 12. It marked the first time Iowa swept the weekly men's basketball accolades (weekly freshman honors began in 2010).

Jok collected the third Big Ten weekly honor of his career and second this season. Jok helped lead the Hawkeyes to a pair of victories over Stetson (95-68) and No. 25 Iowa State (78-64). He averaged a team-best 19 points, 8.5 rebounds, and five assists in the two contests.

In Iowa's upset over 25th-ranked Iowa State, Jok lead all scorers and rebounders with 23 points and nine rebounds. Against Stetson, the team captain flirted with a triple-double recording 15 points, eight rebounds, and dishing out a career-high seven assists without committing a turnover.

Moss (6-5, 205 pounds) earned his first conference weekly recognition after averaging 17.5 points and five rebounds in Iowa's two victories. The native of Chicago scored nine of his 14 points in the second half to help Iowa upend the 25th-ranked Cyclones.

Moss tallied personal bests in scoring (21), steals (2), and rebounds (6) in the Hawkeyes' triumph over Stetson. The shooting guard shot at a 50 percent clip from 3-point range in the two games (6-of-12), including going 5-of-8 (62.5 percent) from long distance against the Hatters.

COACHING EXPERIENCE

Fran McCaffery has the most experienced coaching staffs in the country. The Iowa men's basketball staff has 57 years of combined collegiate head coaching experience and more than 125 years of collegiate coaching under their belts. Listed below are the number of years of head coaching experience on the Iowa staff.

Coach	Years
Fran McCaffery	20 years
Kirk Speraw's	20 years
Sherman Dillard	10 years
Andrew Francis	2 years
Al Seibert	5 years

CARVER-HAWKEYE ARENA ENHANCEMENTS

The Iowa Athletic Department upgraded Carver-Hawkeye Arena's video boards, sound system, lighting, digital scoretable displays, and playing surface this past summer.

A new four-sided centerhung video system is the centerpiece of the installation. The two main centerhung displays measure approximately 14.5 feet high by 26 feet wide and the other two centerhung displays measure 9.5 feet high by 16.5 feet wide. The project also upgraded the auxiliary displays located near the ceiling at each side of the arena.

BAER NOMINATED FOR GOOD WORKS TEAM

Nicholas Baer is a nominee for the 2017 Allstate NABC Good Works Team.

This prestigious community service award recognizes a distinguished group of student-athletes who have demonstrated a commitment to enriching the lives of others and contributing to the greater good in their communities.

College sports information directors and basketball coaches across the country nominated players who exhibit exceptional leadership skills and an unwavering commitment to volunteerism.

ALL-SESSION BIG TEN TOURNAMENT TICKETS ON SALE

All-session tickets for the 2017 Big Ten Basketball Tournament are on sale. The Big Ten Basketball Tournament will take place at the Verizon Center in Washington D.C., March 8-12.

Lower level tickets may be purchased through the UI Ticket Office. General public tickets may be purchased at Ticketmaster outlets, ticketmaster.com, or by calling Ticketmaster at (800) 745-3000.

All-session tickets for the lower level at the Verizon Center are available for \$400 through the Big Ten university ticket offices only. All-session tickets general public tickets are available for \$200 or \$250 (depending on seat location) through Ticketmaster or the Verizon Center box office only. Orders will be limited to eight all-session tickets.

The tournament features a discounted student ticket program. Students of Big Ten universities are able to purchase tickets for \$20, good for only the session or sessions featuring their school. All students must have a valid student ID for entry. Student section seating are available in balcony sections.

IOWA HEADSHOTS AVAILABLE ONLINE

Up-to-date head shots of all Iowa players and coaches are available on the internet at pics.hawkeyesports.com.

51 NICHOLAS BAER

RS-Sophomore • Forward • 6-7 • 205
Bettendorf, Iowa • Bettendorf HS



2016-17 GAME-BY-GAME STATS

Opponent	Date	gs	min	Total		3-Pointers		Free throws		Rebounds				pf	a	t/o	blk	stl	pts	avg	
				fg-fga	pct	3fg-fga	pct	ft-fa	pct	off	def	tot	avg								
KENNESAW STATE	11/11/16	*	26	2-6	.333	2-4	.500	4-4	1.000	0	3	3	3.0	3	2	0	0	0	10	10.0	
SAVANNAH STATE	11/13/16	*	15	3-6	.500	3-5	.600	0-0	.000	1	1	2	2.5	2	6	0	2	2	9	9.5	
SETON HALL	11/17/16	*	29	2-5	.400	1-3	.333	1-2	.500	2	4	6	3.7	3	2	1	3	3	6	8.3	
UT RIO GRANDE VALLEY	11/20/16	*	22	3-6	.500	0-3	.000	2-3	.667	2	5	7	4.5	1	3	1	0	3	8	8.3	
vs Virginia	11/25/16	*	16	1-1	1.000	0-0	.000	2-2	1.000	4	2	6	4.8	3	1	1	0	0	4	7.4	
vs Memphis	11/26/16	*	16	2-3	.667	1-2	.500	0-0	.000	0	1	1	4.2	5	1	0	0	0	5	7.0	
at Notre Dame	11/29/16	*	27	3-10	.300	1-4	.250	1-2	.500	6	6	12	5.3	2	1	0	0	3	8	7.1	
OMAHA	12/03/16	*	25	1-6	.167	1-5	.200	1-3	.333	4	1	5	5.3	4	3	2	4	1	4	6.8	
STETSON	12/05/16		20	2-5	.400	0-1	.000	3-4	.750	2	3	5	5.2	1	2	0	0	1	7	6.8	
IOWA STATE	12/08/16		17	2-4	.500	0-2	.000	6-7	.857	2	6	8	5.5	4	0	0	1	2	10	7.1	
vs Northern Iowa	12/17/16		28	5-11	.455	1-7	.143	0-0	.000	4	7	11	6.0	1	3	2	2	1	11	7.5	
NORTH DAKOTA	12/20/16		22	3-6	.500	2-3	.667	0-0	.000	2	5	7	6.1	3	1	2	2	3	8	7.5	
DELAWARE STATE	12/22/16		9	0-1	.000	0-0	.000	0-0	.000	0	4	4	5.9	3	0	1	1	0	0	6.9	
at Purdue	12/28/16		27	3-6	.500	0-1	.000	1-1	1.000	2	5	7	6.0	1	2	1	0	1	7	6.9	
MICHIGAN	01/01/17		27	4-6	.667	3-4	.750	1-4	.250	3	2	5	5.9	1	1	1	1	1	12	7.3	
at Nebraska	01/05/17		34	2-4	.500	1-3	.333	0-0	.000	2	9	11	6.3	4	2	2	6	0	5	7.1	
RUTGERS	01/08/17		25	2-4	.500	1-2	.500	0-0	.000	3	2	5	6.2	2	1	2	0	3	5	7.0	
PURDUE	01/12/17		19	1-2	.500	0-1	.000	2-4	.500	1	9	10	6.4	3	2	0	1	2	4	6.8	
at Northwestern	01/15/17		18	1-4	.250	1-2	.500	0-0	.000	1	1	2	6.2	3	0	1	0	1	3	6.6	
MARYLAND	01/19/17		30	3-6	.500	1-3	.333	0-1	.000	3	2	5	6.1	0	4	0	2	2	7	6.7	
at Illinois	01/25/17		30	5-10	.500	2-6	.333	0-0	.000	3	4	7	6.1	2	0	1	2	0	12	6.9	
OHIO STATE	01/28/17	*	26	3-9	.333	0-3	.000	0-0	.000	2	6	8	6.2	0	3	0	3	0	6	6.9	
at Rutgers	01/31/17	*	25	1-6	.167	1-4	.250	0-0	.000	1	4	5	6.2	2	5	0	2	4	3	6.7	
NEBRASKA	02/05/17		24	3-7	.429	1-3	.333	0-0	.000	2	4	6	6.2	2	2	1	3	1	7	6.7	
Totals			10	557	57-134	.425	23-71	.324	24-37	.649	52	96	148	6.2	55	47	19	35	34	161	6.7

SEASON / CAREER STATS

POINTS

SEASON: 12, 2X, LAST AT ILLINOIS (1/25/17)
CAREER: 19 VS. TENNESSEE TECH (12/22/15)

REBOUNDS

SEASON: 12 AT NOTRE DAME (11/29/16)
CAREER: 12 AT NOTRE DAME (11/29/16)

ASSISTS

SEASON: 6 VS. SAVANNAH STATE (11/13/16)
CAREER: 6 VS. SAVANNAH STATE (11/13/16)

BLOCKS

SEASON: 6 AT NEBRASKA (1/5/17)
CAREER: 6, 2X, LAST AT NEBRASKA (1/5/17)

STEALS

SEASON: 4 AT RUTGERS (1/31/17)
CAREER: 4 AT RUTGERS (1/31/17)

MINUTES

SEASON: 34 AT NEBRASKA (1/5/17)
CAREER: 34 AT NEBRASKA (1/5/17)

FIELD GOALS MADE

SEASON: 5 VS. NORTHERN IOWA (12/17/16)
CAREER: 8 VS. TENNESSEE TECH (12/22/15)

FIELD GOALS ATTEMPTED

SEASON: 11 VS. NORTHERN IOWA (12/17/16)
CAREER: 13 VS. VILLANOVA (3/20/16)

3-POINT FIELD GOALS MADE

SEASON: 3, 2X, LAST VS. MICHIGAN (1/1/17)
CAREER: 4 VS. UMKC (12/5/15)

3-POINT FIELD GOALS ATTEMPTED

SEASON: 7 VS. NORTHERN IOWA (12/17/16)
CAREER: 5, 4X, LAST VS. OMAHA (12/3/16)

FREE THROWS MADE

SEASON: 6 VS. IOWA STATE (12/8/16)
CAREER: 6 VS. IOWA STATE (12/8/16)

FREE THROWS ATTEMPTED

SEASON: 7 VS. IOWA STATE (12/8/16)
CAREER: 7 VS. IOWA STATE (12/8/16)

- Only Big Ten reserve with 160+ points, 145+ rebounds, 35+ blocked shots, and 30+ steals this season.
- One of only 2 Division I players this year with 35+ blocks, 30+ steals, 20 3-pointers (Memphis' Dedrick Lawson)
- Averaging 6.3 rebounds, 5.3 points, 3.3 assists, 2.7 blocks, and 1.7 steals during Iowa's three-game win streak
- Totaled 10 assists to only one turnover during Iowa's three-game win streak
- Ranks sixth in the Big Ten in steals (1.4) and blocked shots (1.5), and is 12th in rebounding (6.2)
- Has made at least one 3-pointer in 16-of-24 games this season
- Led squad with 6 rebounds and 3 blocks to go along with 7 points in home victory over Nebraska on Sunday
- Matched a personal best with six blocks to go along with a team-best 11 rebounds at Nebraska on Jan. 5
- Tallied a season-best 12 points in win over Michigan on New Year's Day
- Posted first career double-double versus Northern Iowa (11 points, 11 rebounds) on Dec. 17
- Grabbed 12 rebounds at Notre Dame; the 12 boards are the most by a Hawkeye in a game this year
- Recorded a career-best six assists to go along with 9 points, 2 blocks, 2 steals, and 2 boards vs. Savannah State
- Non-scholarship athlete his first two years on campus before earning a scholarship after the 2015-16 season
- Represented Iowa on USA East Coast All-Stars overseas in August; averaged 8.8 pts and 8.3 rbs in four games

PRODUCTION TRACKER

	Season	Career
Scored 10+ Points:	5	10
Scored 15+ Points:	0	2
Scored 20+ Points:	0	0
Had 5+ Assists:	2	2
Had 3+ Blocks:	5	6
Had 3+ Steals:	6	6
Made 3+ 3-Pointers:	2	5
Led Team in Scoring:	1	1
Led Team in Rebounding:	10	10
Led Team in Assists:	1	1
Led Team in Steals:	8	8
Led Team in Blocks:	13	19
Double-Double:	1	1



CAREER STATS

YEAR	G/GS	FG-A	PCT	3-PT	PCT	FT-A	PCT	RB	AVG	PF-FO	AS	TO	BK	ST	PTS	AVG
Fresh.	33/0	61-123	.496	26-66	.394	10-15	.667	85	2.6	49-0	17	17	19	23	158	4.8
Soph.	24/10	57-134	.425	23-71	.324	24-37	.649	148	6.2	55-1	47	19	35	34	161	6.7
TOTALS	57/10	118-257	.459	49-137	.358	34-52	.654	233	4.1	104-1	64	36	54	57	319	5.6

3 JORDAN BOHANNON

Freshman • Guard • 6-0 • 182
Marion, Iowa • Linn-Mar HS



2016-17 GAME-BY-GAME STATS

Opponent	Date	gs	min	Total		3-Pointers		Free throws		Rebounds				pts	avg					
				fg-fga	pct	3fg-fga	pct	ft-fa	pct	off	def	tot	avg			pf	a	t/o	blk	stl
KENNESAW STATE	11/11/16	21	24	2-4	.500	2-4	.500	0-0	.000	0	0	0	0	0	0	0	0	6	6.0	
SAVANNAH STATE	11/13/16	21	28	2-8	.250	2-6	.333	0-0	.000	0	2	2	1.0	1	7	1	0	6	6.0	
SETON HALL	11/17/16	19	0-2	.000	0-1	.000	3-4	.750	0	3	3	1.7	2	4	3	0	1	3	5.0	
UT RIO GRANDE VALLEY	11/20/16	24	1-7	.143	1-6	.167	2-2	1.000	0	2	2	1.8	0	6	2	0	1	5	5.0	
vs Virginia	11/25/16	23	2-8	.250	2-6	.333	0-0	.000	1	3	4	2.2	1	0	3	0	0	6	5.2	
vs Memphis	11/26/16	24	2-8	.250	1-4	.250	0-0	.000	0	0	0	1.8	3	6	4	0	2	5	5.2	
at Notre Dame	11/29/16	* 32	7-18	.389	7-15	.467	2-2	1.000	1	1	2	1.9	3	7	1	0	0	23	7.7	
OMAHA	12/03/16	* 35	7-14	.500	6-12	.500	0-0	.000	0	3	3	2.0	3	6	4	0	0	20	9.3	
STETSON	12/05/16	* 26	1-9	.111	0-3	.000	0-0	.000	0	1	1	1.9	1	5	2	0	1	2	8.4	
IOWA STATE	12/08/16	* 30	2-8	.250	2-6	.333	2-2	1.000	0	5	5	2.2	1	4	3	0	0	8	8.4	
vs Northern Iowa	12/17/16	* 31	2-7	.286	2-5	.400	0-0	.000	0	4	4	2.4	1	6	2	0	0	6	8.2	
NORTH DAKOTA	12/20/16	* 34	5-9	.556	2-4	.500	6-8	.750	0	3	3	2.4	1	3	3	0	0	18	9.0	
DELAWARE STATE	12/22/16	* 20	2-5	.400	1-2	.500	0-0	.000	0	1	1	2.3	0	5	2	0	1	5	8.7	
at Purdue	12/28/16	* 23	2-8	.250	0-4	.000	2-2	1.000	0	1	1	2.2	0	4	0	0	1	6	8.5	
MICHIGAN	01/01/17	* 31	6-8	.750	3-5	.600	2-2	1.000	1	3	4	2.3	2	6	0	0	0	17	9.1	
at Nebraska	01/05/17	* 40	2-10	.200	2-7	.286	0-0	.000	2	3	5	2.5	1	3	3	1	0	6	8.9	
RUTGERS	01/08/17	* 29	2-5	.400	0-2	.000	4-4	1.000	0	1	1	2.4	2	8	4	0	1	8	8.8	
PURDUE	01/12/17	* 36	4-7	.571	2-3	.667	2-2	1.000	0	1	1	2.3	3	9	1	0	1	12	9.0	
at Northwestern	01/15/17	* 31	2-7	.286	2-6	.333	0-0	.000	0	3	3	2.4	0	2	3	0	0	6	8.8	
MARYLAND	01/19/17	* 38	4-14	.286	3-11	.273	0-0	.000	0	3	3	2.4	2	5	3	0	4	11	9.0	
at Illinois	01/25/17	* 21	1-9	.111	1-7	.143	0-0	.000	1	0	1	2.3	2	4	2	0	1	3	8.7	
OHIO STATE	01/28/17	* 29	4-10	.400	4-10	.400	0-0	.000	1	3	4	2.4	0	1	2	0	2	12	8.8	
at Rutgers	01/31/17	* 26	6-9	.667	5-7	.714	0-0	.000	0	0	0	2.3	0	4	0	0	1	17	9.2	
NEBRASKA	02/05/17	* 33	4-7	.571	4-6	.667	3-4	.750	0	5	5	2.4	3	2	2	0	1	15	9.4	
Totals		18	677	72-201	.358	54-142	.380	28-32	.875	7	51	58	2.4	34	109	52	1	18	226	9.4

SEASON / CAREER STATS

POINTS

SEASON: 23 AT NOTRE DAME (11/29/16)

REBOUNDS

SEASON: 5, 3X, LAST VS. NEBRASKA (2/5/17)

ASSISTS

SEASON: 9 VS. PURDUE (1/12/17)

BLOCKS

SEASON: 1 AT NEBRASKA (1/5/17)

STEALS

SEASON: 4 VS. MARYLAND (1/19/17)

MINUTES

SEASON: 40 AT NEBRASKA (1/5/17)

FIELD GOALS MADE

SEASON: 7, 2X, LAST VS. OMAHA (12/3/16)

FIELD GOALS ATTEMPTED

SEASON: 18 AT NOTRE DAME (11/29/16)

3-POINT FIELD GOALS MADE

SEASON: 7 AT NOTRE DAME (11/29/16)

3-POINT FIELD GOALS ATTEMPTED

SEASON: 15 AT NOTRE DAME (11/29/16)

FREE THROWS MADE

SEASON: 3 VS. SETON HALL (11/17/16)

FREE THROWS ATTEMPTED

SEASON: 4 VS. SETON HALL (11/17/16)

- Reigning Big Ten Freshman of the Week - averaging 16 points, 3 assists, 2.5 rebounds, and 1 steal in 2 games
- One of two freshmen nationally with 100+ assists and 50+ 3-pointers (UCLA's Lonzo Ball)
- Broke Iowa's single-season 3-pt field goals (54) record in Iowa's last game, besting Matt Gatens' 52 set in 2009
- Made 9-of-14 from 3-point range (69%) in Iowa's two games last week
- Made four 3-pointers or more in each of Iowa's last three wins (4 vs. Ohio State; 5 at Rutgers; 4 vs. Nebraska)
- Leads team and ranks fifth in the Big Ten in assists (4.5) and is tied for seventh in 3-pointers made (2.3)
- His 109 assists are sixth most by a Hawkeye freshman in a single-season
- Iowa is 11-3 in games when Bohannon commits two turnovers or less
- Posted 17 points, six assists, and no turnovers in Iowa's win over Michigan on New Year's Day
- Made 13 3-pointers in his first two starts (7 at Notre Dame and 6 vs. Omaha)
- Personal bests in scoring (23), 3-pointers (7), and assists (7) while only turning the ball over once at Notre Dame
- Went 7-of-15 from long distance at Notre Dame; the 15 attempts ties for second most in a game in Iowa history
- Three older brothers all played college basketball: Jason (Wisconsin); Zach (Air Force & Wisconsin); Matt (UNI)
- Father was a quarterback at Iowa under legendary head coach Hayden Fry

PRODUCTION TRACKER

	Season	Career
Scored 10+ Points:	9	9
Scored 15+ Points:	6	6
Scored 20+ Points:	2	2
Had 5+ Assists:	11	11
Had 3+ Blocks:	0	0
Had 3+ Steals:	1	1
Made 3+ 3-Pointers:	7	7
Led Team in Scoring:	4	4
Led Team in Rebounding:	0	0
Led Team in Assists:	16	16
Led Team in Steals:	5	5
Led Team in Blocks:	0	0
Double-Double:	0	0



CAREER STATS

YEAR	G/GS	FG-A	PCT	3-PT	PCT	FT-A	PCT	RB	AVG	PF-FO	AS	TO	BK	ST	PTS	AVG
Fresh.	24/17	72-201	.358	54-142	.380	28-32	.875	58	2.4	34-0	109	52	1	18	226	9.4

5 TYLER COOK

Freshman • Forward • 6-9 • 253
St. Louis, Missouri • Chaminade Prep



2016-17 GAME-BY-GAME STATS

Opponent	Date	gs	min	Total		3-Pointers		Free throws		Rebounds				pf	a	t/o	blk	stl	pts	avg	
				fg-fga	pct	3fg-fga	pct	ft-fa	pct	off	def	tot	avg								
KENNESAW STATE	11/11/16	*	21	1-7	.143	0-1	.000	4-4	1.000	5	5	10	10.0	3	1	4	0	0	6	6.0	
SAVANNAH STATE	11/13/16	*	15	7-9	.778	0-0	.000	0-1	.000	2	2	4	7.0	2	2	1	0	0	14	10.0	
SETON HALL	11/17/16	*	32	9-15	.600	1-3	.333	5-12	.417	1	1	2	5.3	1	1	2	0	1	24	14.7	
UT RIO GRANDE VALLEY	11/20/16	*	24	6-9	.667	0-1	.000	3-4	.750	1	2	3	4.8	1	0	4	0	0	15	14.8	
vs Virginia	11/25/16	*	29	2-6	.333	0-1	.000	2-5	.400	3	3	6	5.0	1	2	4	1	1	6	13.0	
vs Memphis	11/26/16	*	33	6-9	.667	0-0	.000	5-6	.833	3	4	7	5.3	2	2	3	2	1	17	13.7	
at Purdue	12/28/16		22	6-10	.600	0-1	.000	0-0	.000	0	2	2	4.9	4	1	1	0	2	12	13.4	
MICHIGAN	01/01/17	*	31	5-12	.417	0-0	.000	1-3	.333	3	5	8	5.3	1	0	1	0	0	11	13.1	
at Nebraska	01/05/17	*	26	6-8	.750	0-0	.000	2-3	.667	3	4	7	5.4	4	0	2	0	2	14	13.2	
RUTGERS	01/08/17	*	21	1-6	.167	0-0	.000	2-4	.500	0	2	2	5.1	1	0	1	1	1	4	12.3	
PURDUE	01/12/17	*	33	7-10	.700	0-0	.000	2-5	.400	3	3	6	5.2	2	2	2	0	1	16	12.6	
at Northwestern	01/15/17	*	29	3-8	.375	0-0	.000	8-9	.889	0	5	5	5.2	2	1	2	0	1	14	12.8	
MARYLAND	01/19/17	*	20	1-6	.167	0-0	.000	6-8	.750	6	1	7	5.3	3	1	4	0	0	8	12.4	
at Illinois	01/25/17	*	17	2-6	.333	0-0	.000	1-2	.500	2	1	3	5.1	1	1	4	0	0	5	11.9	
OHIO STATE	01/28/17	*	16	5-9	.556	1-1	1.000	2-5	.400	1	0	1	4.9	3	0	2	0	0	13	11.9	
at Rutgers	01/31/17	*	21	4-8	.500	0-0	.000	2-3	.667	0	5	5	4.9	4	2	3	0	3	10	11.8	
NEBRASKA	02/05/17	*	17	6-10	.600	0-0	.000	1-3	.333	2	1	3	4.8	4	2	1	0	0	13	11.9	
Totals			16	407	77-148	.520	2-8	.250	46-77	.597	35	46	81	4.8	39	18	41	4	13	202	11.9

SEASON / CAREER STATS

POINTS

SEASON: 24 vs. SETON HALL (11/17/16)

REBOUNDS

SEASON: 10 vs. KENNESAW STATE (11/11/16)

ASSISTS

SEASON: 2, 6X, LAST vs. NEBRASKA (2/5/17)

BLOCKS

SEASON: 2 vs. MEMPHIS (11/26/16)

STEALS

SEASON: 3 AT RUTGERS (1/31/17)

MINUTES

SEASON: 33, 2X, LAST vs. PURDUE (1/12/17)

FIELD GOALS MADE

SEASON: 9 vs. SETON HALL (11/17/16)

FIELD GOALS ATTEMPTED

SEASON: 15 vs. SETON HALL (11/17/16)

3-POINT FIELD GOALS MADE

SEASON: 1 vs. SETON HALL (11/17/16)

3-POINT FIELD GOALS ATTEMPTED

SEASON: 3 vs. SETON HALL (11/17/16)

FREE THROWS MADE

SEASON: 8 AT NORTHWESTERN (1/15/17)

FREE THROWS ATTEMPTED

SEASON: 12 vs. SETON HALL (11/17/16)

- Missed seven games after fracturing right index finger in practice at the Emerald Coast Classic (Nov. 24)
- Netted double figures in Iowa's last three games -- wins over Ohio State (13), Rutgers (10), Nebraska (13)
- Ranks second on the team in scoring (11.9 ppg) and is fourth in rebounding (4.8)
- Totaled 10 points, five rebounds, two assists, and a personal best three steals in win at Rutgers last Tuesday
- Netted 10 of his 13 points in the second half in Iowa's win over Ohio State on Jan. 28
- Returned to action at #15 Purdue on Dec. 28, scoring 12 points and collecting a personal-best two steals
- His 16 points against #17/19 Purdue on Jan. 12 are the most by the Hawkeye freshman since scoring 17 versus Memphis on Nov. 26; also matched personal bests in assists (2) in home win over #17/19 Purdue
- Posted 14 points, seven rebounds and matched a personal best with two steals at Nebraska on Jan. 5
- Totaled 17 points and a team-best seven rebounds in loss to Memphis
- Became only second player in 20 years to grab 10+ rebounds in Hawkeye debut (Aaron White, 2011)
- Netted a personal-best 24 points, which includes making his first collegiate 3-pointer, versus Seton Hall
- Ranked as the No. 38 player in the 2016 class, according to ESPN
- Played on the same high school team as Duke freshman Jayson Tatum

PRODUCTION TRACKER

	Season	Career
Scored 10+ Points:	12	12
Scored 15+ Points:	4	4
Scored 20+ Points:	1	1
Had 5+ Assists:	0	0
Had 3+ Blocks:	0	0
Had 3+ Steals:	1	1
Made 3+ 3-Pointers:	0	0
Led Team in Scoring:	1	1
Led Team in Rebounding:	6	6
Led Team in Assists:	1	1
Led Team in Steals:	2	2
Led Team in Blocks:	2	2
Double-Double:	0	0



CAREER STATS

YEAR	G/GS	FG-A	PCT	3-PT	PCT	FT-A	PCT	RB	AVG	PF-FO	AS	TO	BK	ST	PTS	AVG
Fresh.	17/16	77-148	.514	2-8	.250	46-77	.597	81	4.8	39-0	18	41	4	13	202	11.9

1 MAISHE DAILEY

Freshman • Guard • 6-6 • 183
Beachwood, Ohio • Beachwood HS



2016-17 GAME-BY-GAME STATS

Opponent	Date	gs	min	Total		3-Pointers		Free throws		Rebounds				pf	a	t/o	blk	stl	pts	avg
				fg-fga	pct	3fg-fga	pct	ft-fa	pct	off	def	tot	avg							
SAVANNAH STATE	11/13/16	13	2-3	.667	2-3	.667	0-2	.000	1	2	3	3.0	2	0	2	1	2	6	6.0	
UT RIO GRANDE VALLEY	11/20/16	11	1-4	.250	0-1	.000	0-0	.000	0	3	3	3.0	0	1	0	0	1	2	4.0	
vs Virginia	11/25/16	2	0-0	.000	0-0	.000	0-0	.000	0	1	1	2.3	0	0	0	0	0	0	2.7	
OMAHA	12/03/16	4	0-0	.000	0-0	.000	0-0	.000	0	0	0	1.8	0	0	0	0	0	0	2.0	
STETSON	12/05/16	11	2-3	.667	0-0	.000	1-2	.500	1	3	4	2.2	1	0	0	0	0	5	2.6	
vs Northern Iowa	12/17/16	4	0-0	.000	0-0	.000	0-0	.000	0	0	0	1.8	0	0	0	0	0	0	2.2	
DELAWARE STATE	12/22/16	21	3-8	.375	2-7	.286	0-0	.000	1	6	7	2.6	0	2	1	0	0	8	3.0	
at Purdue	12/28/16	7	1-1	1.000	0-0	.000	0-0	.000	0	0	0	2.3	0	0	0	0	0	2	2.9	
at Illinois	01/25/17	6	1-2	.500	0-1	.000	0-0	.000	0	1	1	2.1	0	1	0	0	0	2	2.8	
at Rutgers	01/31/17	10	0-1	.000	0-0	.000	2-2	1.000	0	0	0	1.9	2	1	1	0	1	2	2.7	
Totals		0	89	10-22	.455	4-12	.333	3-6	500	3	16	19	1.9	5	5	4	1	4	27	2.7

SEASON / CAREER STATS

POINTS

SEASON: 8 VS. DELAWARE STATE (12/22/16)

REBOUNDS

SEASON: 7 VS. DELAWARE STATE (12/22/16)

ASSISTS

SEASON: 2 VS. DELAWARE STATE (12/22/16)

BLOCKS

SEASON: 1 VS. SAVANNAH STATE (11/13/16)

STEALS

SEASON: 2 VS. SAVANNAH STATE (11/13/16)

MINUTES

SEASON: 21 VS. DELAWARE STATE (12/22/16)

FIELD GOALS MADE

SEASON: 3 VS. DELAWARE STATE (12/22/16)

FIELD GOALS ATTEMPTED

SEASON: 8 VS. DELAWARE STATE (12/22/16)

3-POINT FIELD GOALS MADE

SEASON: 2, 2X, LAST VS. DEL. STATE (12/22/16)

3-POINT FIELD GOALS ATTEMPTED

SEASON: 7 VS. DELAWARE STATE (12/22/16)

FREE THROWS MADE

SEASON: 2 AT RUTGERS (1/31/17)

FREE THROWS ATTEMPTED

SEASON: 2, 3X, LAST AT RUTGERS (1/31/17)

- Seen action in ten games
- Scored two points in each of Iowa's last two road games (Illinois and Rutgers)
- Posted personal bests in points (8), rebounds (7), assists (2), 3-pointers made (2), and minutes (21) in Iowa's last game against Delaware State on Dec. 22
- His seven rebounds against the Hornets on Dec. 22 were a team best along with teammate Dom Uhl
- Played in first collegiate game vs. Savannah State, registering 6 points, 3 rebounds, 2 steals, and 1 blocked shot
- Grabbed four rebounds and netted five points in Iowa's win over Stetson

PRODUCTION TRACKER

	Season	Career
Scored 10+ Points:	0	0
Scored 15+ Points:	0	0
Scored 20+ Points:	0	0
Had 5+ Assists:	0	0
Had 3+ Blocks:	0	0
Had 3+ Steals:	0	0
Made 3+ 3-Pointers:	0	0
Led Team in Scoring:	0	0
Led Team in Rebounding:	1	1
Led Team in Assists:	0	0
Led Team in Steals:	1	1
Led Team in Blocks:	0	0
Double-Double:	0	0



CAREER STATS

YEAR	G/GS	FG-A	PCT	3-PT	PCT	FT-A	PCT	RB	AVG	PF-FO	AS	TO	BK	ST	PTS	AVG
Fresh.	10/0	10-22	.455	4-12	.333	1-4	.250	19	2.1	3-0	5	4	1	4	27	2.7

24 BRADY ELLINGSON

RS-Sophomore • Guard • 6-4 • 193
Menomonee Falls, Wisconsin • Hamilton HS



2016-17 GAME-BY-GAME STATS

Opponent	Date	gs	min	Total		3-Pointers		Free throws		Rebounds				pts	avg					
				fg-fga	pct	3fg-fga	pct	ft-fa	pct	off	def	tot	avg			pf	a	t/o	blk	stl
KENNESAW STATE	11/11/16	15	0-1	.000	0-1	.000	0-0	0-0	.000	0	1	1	1.0	3	0	0	0	0	0.0	
SAVANNAH STATE	11/13/16	17	7-9	.778	4-6	.667	5-5	1.000	0	1	1	1.0	1	1	1	0	0	23	11.5	
SETON HALL	11/17/16	5	1-1	1.000	1-1	1.000	0-0	.000	0	0	0	0.7	3	0	1	0	0	3	8.7	
UT RIO GRANDE VALLEY	11/20/16	19	4-6	.667	2-3	.667	1-1	1.000	0	0	0	0.5	1	1	0	0	1	11	9.3	
vs Virginia	11/25/16	8	0-1	.000	0-1	.000	0-0	.000	0	0	0	0.4	2	0	0	0	0	0	7.4	
vs Memphis	11/26/16	16	1-1	1.000	1-1	1.000	0-0	.000	0	3	3	0.8	0	1	0	0	0	3	6.7	
at Notre Dame	11/29/16	19	2-3	.667	1-2	.500	0-0	.000	0	0	0	0.7	1	0	0	0	1	5	6.4	
OMAHA	12/03/16	19	1-4	.250	1-2	.500	0-0	.000	1	0	1	0.8	1	1	0	0	0	3	6.0	
STETSON	12/05/16	12	1-4	.250	0-2	.000	0-0	.000	0	1	1	0.8	1	0	0	0	0	2	5.6	
IOWA STATE	12/08/16	12	1-1	1.000	1-1	1.000	0-0	.000	0	2	2	0.9	0	1	0	0	0	3	5.3	
vs Northern Iowa	12/17/16	11	0-0	.000	0-0	.000	2-2	1.000	0	0	0	0.8	1	0	2	0	1	2	5.0	
NORTH DAKOTA	12/20/16	18	4-5	.800	0-0	.000	2-2	1.000	0	1	1	0.8	1	1	0	0	0	10	5.4	
DELAWARE STATE	12/22/16	18	2-3	.667	2-2	1.000	2-2	1.000	0	1	1	0.8	2	0	1	0	0	8	5.6	
at Purdue	12/28/16	17	3-4	.750	3-3	1.000	2-2	1.000	0	1	1	0.9	2	2	1	0	0	11	6.0	
MICHIGAN	01/01/17	15	2-4	.500	0-1	.000	2-2	1.000	0	1	1	0.9	1	0	0	0	0	6	6.0	
at Nebraska	01/05/17	17	0-3	.000	0-2	.000	0-0	.000	0	2	2	0.9	0	2	1	0	1	0	5.6	
RUTGERS	01/08/17	8	0-1	.000	0-1	.000	0-0	.000	0	2	2	1.0	0	1	0	0	0	0	5.3	
PURDUE	01/12/17	5	0-1	.000	0-1	.000	0-0	.000	0	0	0	0.9	0	0	0	0	0	0	5.0	
at Northwestern	01/15/17	19	0-4	.000	0-3	.000	2-2	1.000	0	0	0	0.9	1	2	0	0	1	2	4.8	
MARYLAND	01/19/17	12	1-3	.333	1-1	1.000	0-0	.000	1	0	1	0.9	0	0	0	0	0	3	4.8	
at Illinois	01/25/17	8	0-0	.000	0-0	.000	0-0	.000	0	1	1	0.9	1	2	0	0	0	0	4.5	
OHIO STATE	01/28/17	25	6-9	.667	5-7	.714	0-0	.000	0	4	4	1.0	0	3	0	0	1	17	5.1	
at Rutgers	01/31/17	24	2-4	.500	2-3	.667	0-0	.000	2	0	2	1.1	1	5	0	0	0	6	5.1	
NEBRASKA	02/05/17	25	4-6	.667	3-4	.750	0-0	.000	0	1	1	1.1	0	5	0	0	1	11	5.4	
Totals		0	364	42-78	.538	27-48	.563	18-18	1.000	4	22	26	1.1	23	28	7	0	7	129	5.4

SEASON / CAREER STATS

POINTS
SEASON: 23 vs. SAVANNAH STATE (11/13/16)
CAREER: 23 vs. SAVANNAH STATE (11/13/16)

REBOUNDS
SEASON: 4 vs. OHIO STATE (1/28/17)
CAREER: 4 vs. OHIO STATE (1/28/17)

ASSISTS
SEASON: 5, 2X, LAST vs. NEBRASKA (2/5/17)
CAREER: 5, 2X, LAST vs. NEBRASKA (2/5/17)

BLOCKS
SEASON: ---
CAREER: ---

STEALS
SEASON: 1, 7X, LAST vs. NEBRASKA (2/5/17)
CAREER: 1, 13X, LAST vs. NEBRASKA (2/5/17)

MINUTES
SEASON: 25, 2X, LAST vs. NEBRASKA (2/5/17)
CAREER: 25, 2X, LAST vs. NEBRASKA (2/5/17)

FIELD GOALS MADE
SEASON: 7 vs. SAVANNAH STATE (11/13/16)
CAREER: 7, 2X, LAST vs. SAVANNAH ST (11/13/16)

FIELD GOALS ATTEMPTED
SEASON: 9 vs. OHIO STATE (1/28/17)
CAREER: 9 vs. OHIO STATE (1/28/17)

3-POINT FIELD GOALS MADE
SEASON: 5 vs. OHIO STATE (1/28/17)
CAREER: 5 vs. OHIO STATE (1/28/17)

3-POINT FIELD GOALS ATTEMPTED
SEASON: 7 vs. OHIO STATE (1/28/17)
SEASON: 7 vs. OHIO STATE (1/28/17)

FREE THROWS MADE
SEASON: 5 vs. SAVANNAH STATE (11/13/16)
CAREER: 5, 2X, LAST vs. SAVANNAH ST (11/13/16)

FREE THROWS ATTEMPTED
SEASON: 5 vs. SAVANNAH STATE (11/13/16)
CAREER: 6 vs. COPPIN STATE (11/15/15)

- Netted double figures five times this season after reaching double digits just once a year ago
- Ranks first in the Big Ten and third nationally in 3-point accuracy (.563, 27-of-48)
- Made 10-of-14 (.714) from 3-point territory and dished out 13 assists and committed no turnovers during Iowa's three-game win streak
- Dished out 18 assists and committed no turnovers the last month (eight games spanning Jan. 8 to Feb. 5)
- Scored in double figures in two of Iowa's last three games, including scoring 11 points vs. Nebraska on Sunday
- Posted career bests in rebounds (4), 3-pointers made (5), steals (1), minutes (25), and field goals attempted in win over Ohio State on Jan. 28
- Made at least one triple 13 times this year, including making six straight treys between Dec. 8-Dec. 28
- Made all 18 of his free throw attempts this season
- Scored eight points, making both 3-point attempts and both free throw attempts in win over Delaware State
- Netted 21 of his career-high 23 points in the first half against Savannah State; was 7-of-9 from the field, including 4-of-6 from 3-point range, and 5-of-5 from the foul line
- Scored 20+ points twice in his career (Coppin State in 2015 and Savannah State in 2016)

PRODUCTION TRACKER

	Season	Career
Scored 10+ Points:	6	7
Scored 15+ Points:	2	3
Scored 20+ Points:	1	2
Had 5+ Assists:	2	2
Had 3+ Blocks:	0	0
Had 3+ Steals:	0	0
Made 3+ 3-Pointers:	4	5
Led Team in Scoring:	2	3
Led Team in Rebounding:	0	0
Led Team in Assists:	2	2
Led Team in Steals:	2	2
Led Team in Blocks:	0	0
Double-Double:	0	0



CAREER STATS

YEAR	G/GS	FG-A	PCT	3-PT	PCT	FT-A	PCT	RB	AVG	PF-FO	AS	TO	BK	ST	PTS	AVG
Fresh.	7/0	4-8	.500	4-6	.667	1-2	.500	0	0.0	1-0	4	1	0	1	13	1.9
RS-Fresh.	27/0	28-61	.459	12-44	.273	7-10	.700	18	0.7	21-0	12	11	0	5	75	2.9
Soph.	24/0	42-78	.538	27-48	.563	18-18	1.000	26	1.1	23-0	28	7	0	7	129	5.4
TOTALS	58/0	74-147	.503	43-98	.439	26-30	.867	44	0.8	45-0	44	19	0	13	217	3.7

14 PETER JOK

Senior • Guard • 6-6 • 205
West Des Moines, Iowa • Valley HS



2016-17 GAME-BY-GAME STATS

Opponent	Date	gs	min	Total		3-Pointers		Free throws		Rebounds				pf	a	t/o	blk	stl	pts	avg	
				fg-fga	pct	3fg-fga	pct	ft-fa	pct	off	def	tot	avg								
KENNESAW STATE	11/11/16	*	26	11-19	.579	3-8	.375	2-2	1.000	0	4	4	4.0	1	3	2	0	2	27	27.0	
SAVANNAH STATE	11/13/16	*	23	5-15	.333	3-10	.300	0-0	.000	3	3	6	5.0	0	3	1	0	0	13	20.0	
SETON HALL	11/17/16	*	36	11-21	.524	2-8	.250	6-6	1.000	2	9	11	7.0	2	4	1	0	2	30	23.3	
UT RIO GRANDE VALLEY	11/20/16	*	19	9-13	.692	5-8	.625	4-4	1.000	1	0	1	5.5	1	0	2	0	2	27	24.3	
vs Virginia	11/25/16	*	27	5-14	.357	3-8	.375	0-0	.000	0	1	1	4.6	2	2	1	0	0	13	22.0	
vs Memphis	11/26/16	*	36	11-16	.688	8-11	.727	12-12	1.000	1	5	6	4.8	1	0	5	0	1	42	25.3	
at Notre Dame	11/29/16	*	36	4-20	.200	2-11	.182	5-7	.714	1	5	6	5.0	3	1	2	0	2	15	23.9	
OMAHA	12/03/16	*	37	8-21	.381	5-10	.500	12-12	1.000	1	9	10	5.6	3	1	3	0	0	33	25.0	
STETSON	12/05/16	*	25	4-13	.308	1-7	.143	6-8	.750	1	7	8	5.9	1	7	0	0	0	15	23.9	
IOWA STATE	12/08/16	*	35	9-17	.529	4-7	.571	1-2	.500	0	9	9	6.2	3	3	4	0	2	23	23.8	
vs Northern Iowa	12/17/16	*	29	9-15	.600	3-3	1.000	0-0	.000	1	7	8	6.4	2	0	1	0	0	21	23.5	
NORTH DAKOTA	12/20/16	*	32	4-15	.267	0-3	.000	10-10	1.000	1	7	8	6.5	4	4	1	0	1	18	23.1	
DELAWARE STATE	12/22/16	*	15	5-11	.455	3-6	.500	4-4	1.000	0	2	2	6.2	1	1	0	0	3	17	22.6	
at Purdue	12/28/16	*	22	4-15	.267	1-7	.143	4-4	1.000	0	6	6	6.1	2	2	3	0	2	13	21.9	
MICHIGAN	01/01/17	*	34	9-18	.500	4-7	.571	3-4	.750	1	4	5	6.1	3	3	3	0	0	25	22.1	
at Nebraska	01/05/17	*	41	12-24	.500	5-11	.455	5-6	.833	1	5	6	6.1	5	1	5	0	0	34	22.9	
RUTGERS	01/08/17	*	30	7-18	.389	2-10	.200	2-2	1.000	1	10	11	6.4	2	2	3	0	2	18	22.6	
PURDUE	01/12/17	*	35	11-19	.579	4-7	.571	3-4	.750	1	5	6	6.3	2	8	3	1	1	29	22.9	
at Northwestern	01/15/17	*	21	2-9	.222	0-4	.000	0-0	.000	1	2	3	6.2	2	0	1	0	0	4	21.9	
MARYLAND	01/19/17	*	31	4-12	.333	2-8	.250	4-4	1.000	1	3	4	6.1	2	3	3	0	4	14	21.6	
at Illinois	01/25/17	*	32	3-9	.333	1-5	.200	3-3	1.000	2	0	2	5.9	1	1	4	0	0	10	21.0	
NEBRASKA	02/05/17	*	30	2-7	.286	0-4	.000	8-8	1.000	0	5	5	5.8	2	5	3	0	0	12	20.6	
Totals			22	652	149-341	.437	61-163	.374	94-102	.922	20	108	128	5.8	45	54	51	1	24	453	20.6

SEASON / CAREER STATS

POINTS

SEASON: 42 VS. MEMPHIS (11/26/16)
CAREER: 42 VS. MEMPHIS (11/26/16)

REBOUNDS

SEASON: 11, 2X, LAST VS. RUTGERS (1/8/17)
CAREER: 11, 2X, LAST VS. RUTGERS (1/8/17)

ASSISTS

SEASON: 8 VS. PURDUE (1/12/17)
CAREER: 8 VS. PURDUE (1/12/17)

BLOCKS

SEASON: 1 VS. PURDUE (1/12/17)
CAREER: 1, 9X, LAST VS. PURDUE (1/12/17)

STEALS

SEASON: 4 VS. MARYLAND (1/19/17)
CAREER: 4, 2X, LAST VS. MARYLAND (1/19/17)

MINUTES

SEASON: 41 AT NEBRASKA (1/5/17)
CAREER: 41 AT NEBRASKA (1/5/17)

FIELD GOALS MADE

SEASON: 12 AT NEBRASKA (1/5/17)
CAREER: 12 AT NEBRASKA (1/5/17)

FIELD GOALS ATTEMPTED

SEASON: 24 AT NEBRASKA (1/5/17)
CAREER: 24 AT NEBRASKA (1/5/17)

3-POINT FIELD GOALS MADE

SEASON: 8 VS. MEMPHIS (11/26/16)
CAREER: 8 VS. MEMPHIS (11/26/16)

3-POINT FIELD GOALS ATTEMPTED

SEASON: 11, 3X, LAST AT NEBRASKA (1/5/17)
CAREER: 11, 4X, LAST AT NEBRASKA (1/5/17)

FREE THROWS MADE

SEASON: 12, 2X, LAST VS. OMAHA (12/3/16)
CAREER: 12, 2X, LAST VS. OMAHA (12/3/16)

FREE THROWS ATTEMPTED

SEASON: 12, 2X, LAST VS. OMAHA (12/3/16)
CAREER: 12, 3X, LAST VS. OMAHA (12/3/16)

- Returned to action on Sunday versus Nebraska (12 points) after missing previous two games due to injury (back)
- Scored 25 points or more eight times this season, a total that ties for 11th nationally
- Ranks first in the Big Ten in scoring (20.6) and free throw accuracy (.922); second in 3-pointers per game (2.8)
- Ranks 27th nationally in scoring - fourth among players from Power 5 conferences - averaging 20.6 points
- Last Big Ten player to average 21 points or more in a season was Minnesota's Kris Humphries in 2003-04
- Two-time Big Ten Player of the Week as a senior (Nov. 21 and Dec. 12)
- First Hawkeye with four 30-point efforts in a single-season since Adam Haluska (5) in 2006-07
- Three double-doubles this season: Seton Hall (30 pts, 11 rbs), Omaha (33 pts, 10 rbs), Rutgers (18 pts, 11 rbs)
- 12-of-12 FT twice this season (Memphis and Omaha) and 10-of-10 FT once (North Dakota)
- Posted career highs in scoring (42), 3-pointers made (8), and FT made (12) vs. Memphis; the 42 points are the most by a Hawkeye player in 40 years and ties Bruce King (1976) for fourth most in a single-game in Iowa history
- One of eight players nationally to post at least 42 points and six rebounds in a game this season
- Totaled 30 points and 11 rebounds against Seton Hall joining Reggie Evans (twice) and Aaron Fuller as the only Hawkeyes to post 30+ points and 10+ rebounds in a single-game the last 20 years
- Named to the preseason All-Big Ten first team, while also being named to the Jerry West Shooting Guard of the Year Award, Naismith Trophy, and John Wooden watch lists, and candidate for the Senior CLASS Award

PRODUCTION TRACKER

	Season	Career
Scored 10+ Points:	21	65
Scored 15+ Points:	15	34
Scored 20+ Points:	10	21
Had 5+ Assists:	3	3
Had 3+ Blocks:	0	0
Had 3+ Steals:	2	9
Made 3+ 3-Pointers:	12	32
Led Team in Scoring:	14	26
Led Team in Rebounding:	5	10
Led Team in Assists:	5	9
Led Team in Steals:	3	20
Led Team in Blocks:	1	3
Double-Double:	3	3



CAREER STATS

YEAR	G/GS	FG-A	PCT	3-PT	PCT	FT-A	PCT	RB	AVG	PF-FO	AS	TO	BK	ST	PTS	AVG
Fresh.	27/0	38-95	.400	16-46	.348	27-34	.794	25	0.9	18-0	19	13	3	9	119	4.4
Soph.	34/21	83-232	.358	36-105	.343	37-41	.902	88	2.6	63-1	44	43	4	19	239	7.0
Junior	32/32	167-385	.434	78-192	.406	91-107	.850	106	3.4	74-1	46	45	1	40	503	16.2
Senior	22/22	149-341	.437	61-163	.374	94-102	.922	128	5.8	45-1	54	51	1	24	453	20.6
TOTALS	115/74	441-1065	.414	193-513	.376	250-285	.877	353	3.1	202-3	163	153	9	92	1,325	11.5

23 DALE JONES

Senior • Forward • 6-7 • 227
 Waterloo, Iowa • Waterloo West HS • Tyler JC (Texas)



2016-17 GAME-BY-GAME STATS

Opponent	Date	gs	min	Total		3-Pointers		Free throws		Rebounds				pf	a	t/o	blk	stl	pts	avg
				fg-fga	pct	3fg-fga	pct	ft-fa	pct	off	def	tot	avg							
SETON HALL	11/17/16	2		0-1	.000	0-0	.000	0-0	.000	0	1	1	1.0	1	1	1	0	0	0	0.0
MARYLAND	01/19/17	4		0-2	.000	0-2	.000	0-0	.000	0	2	2	1.5	0	0	0	0	0	0	0.0
at Illinois	01/25/17	0		0-0	.000	0-0	.000	0-0	.000	0	0	0	1.0	0	0	0	0	0	0	0.0
Totals		0	6	0-3	.000	0-2	.000	0-0	.000	0	3	3	1.0	1	1	1	0	0	0	0.0

SEASON / CAREER STATS

POINTS

SEASON: ---

CAREER: 16 vs. COPPIN STATE (11/15/15)

REBOUNDS

SEASON: 2 vs. MARYLAND (1/19/17)

CAREER: 7 vs. COPPIN STATE (11/15/15)

ASSISTS

SEASON: 1 vs. SETON HALL (11/17/16)

CAREER: 2 vs. COPPIN STATE (11/15/15)

BLOCKS

SEASON: ---

CAREER: 1, 2x, LAST vs. DAYTON (11/26/15)

STEALS

SEASON: ---

CAREER: 1 vs. DAYTON (11/26/15)

MINUTES

SEASON: 4 vs. MARYLAND (1/19/17)

CAREER: 22 vs. COPPIN STATE (11/15/15)

FIELD GOALS MADE

SEASON: ---

CAREER: 6 vs. COPPIN STATE (11/15/15)

FIELD GOALS ATTEMPTED

SEASON: 2 vs. MARYLAND (1/19/17)

CAREER: 9 vs. COPPIN STATE (11/15/15)

3-POINT FIELD GOALS MADE

SEASON: ---

CAREER: 4 vs. COPPIN STATE (11/15/15)

3-POINT FIELD GOALS ATTEMPTED

SEASON: 2 vs. MARYLAND (1/19/17)

CAREER: 6 vs. COPPIN STATE (11/15/15)

FREE THROWS MADE

SEASON: ---

CAREER: ---

FREE THROWS ATTEMPTED

SEASON: ---

CAREER: ---

- Suffered a fractured wrist first game played of the season against Seton Hall contest (Nov. 17)
- Returned to action against #25 Maryland (Jan. 19) after missing the last 16 games due to injury
- Had two shot attempts in four minutes of action versus #25 Maryland on Jan. 19
- Played two minutes in his season debut against Seton Hall, registering one assist
- Saw action in six games prior to suffering a season-ending knee injury in practice on Dec. 1, 2015
- Spent first three years of college at Tyler JC in Texas (medical redshirt in 2014)

PRODUCTION TRACKER

	Season	Career
Scored 10+ Points:	0	1
Scored 15+ Points:	0	1
Scored 20+ Points:	0	0
Had 5+ Assists:	0	0
Had 3+ Blocks:	0	0
Had 3+ Steals:	0	0
Made 3+ 3-Pointers:	0	1
Led Team in Scoring:	0	0
Led Team in Rebounding:	0	0
Led Team in Assists:	0	0
Led Team in Steals:	0	0
Led Team in Blocks:	0	0
Double-Double:	0	0



CAREER STATS

YEAR	G/GS	FG-A	PCT	3-PT	PCT	FT-A	PCT	RB	AVG	PF-FO	AS	TO	BK	ST	PTS	AVG
Junior	6/0	12-30	.400	9-20	.450	0-0	.000	18	3.0	11-0	3	4	2	1	33	5.5
Senior	3/0	0-2	.000	0-2	.000	0-0	.000	3	1.0	1-0	1	1	0	0	0	0.0
TOTALS	9/0	12-33	.364	9-22	.409	0-0	.000	21	2.3	12-0	4	5	2	1	33	3.7

15 RYAN KRIENER

Freshman • Forward • 6-9 • 247
Spirit Lake, Iowa • Spirit Lake HS



2016-17 GAME-BY-GAME STATS

Opponent	Date	gs	min	Total		3-Pointers		Free throws		Rebounds			pf	a	t/o	blk	stl	pts	avg	
				fg-fga	pct	3fg-fga	pct	ft-fa	pct	off	def	tot								avg
KENNESAW STATE	11/11/16	9	2-3	.667	0-1	.000	2-2	1.000	0	3	3	3.0	1	0	1	0	1	6	6.0	
SAVANNAH STATE	11/13/16	10	3-6	.500	0-0	.000	2-2	1.000	2	3	5	4.0	2	1	3	0	0	8	7.0	
UT RIO GRANDE VALLEY	11/20/16	13	1-2	.500	0-0	.000	1-3	.333	1	4	5	4.3	2	2	1	3	0	3	5.7	
vs Virginia	11/25/16	5	0-1	.000	0-1	.000	0-0	.000	0	0	0	3.3	0	0	0	0	0	0	4.3	
at Notre Dame	11/29/16	2	0-1	.000	0-0	.000	0-0	.000	0	0	0	2.6	2	0	1	0	1	0	3.4	
OMAHA	12/03/16	3	0-1	.000	0-0	.000	0-0	.000	1	1	2	2.5	0	0	0	0	0	0	2.8	
STETSON	12/05/16	6	1-1	1.000	0-0	.000	0-0	.000	1	2	3	2.6	1	0	0	1	0	2	2.7	
vs Northern Iowa	12/17/16	4	1-2	.500	0-0	.000	0-0	.000	1	1	2	2.5	1	0	0	0	0	2	2.6	
NORTH DAKOTA	12/20/16	2	1-1	1.000	0-0	.000	0-0	.000	0	0	0	2.2	0	0	0	0	1	2	2.6	
DELAWARE STATE	12/22/16	14	2-2	1.000	0-0	.000	1-3	.333	1	5	6	2.6	3	0	1	0	0	5	2.8	
at Purdue	12/28/16	8	1-2	.500	0-0	.000	0-0	.000	0	2	2	2.5	0	0	0	0	0	2	2.7	
PURDUE	01/12/17	8	3-4	.750	0-0	.000	0-0	.000	0	2	2	2.5	2	0	0	0	0	6	3.0	
at Northwestern	01/15/17	22	6-7	.857	1-2	.500	1-2	.500	2	0	2	2.5	1	0	1	0	0	14	3.8	
MARYLAND	01/19/17	15	2-6	.333	0-0	.000	0-0	.000	2	4	6	2.7	4	1	2	0	1	4	3.9	
at Illinois	01/25/17	11	2-6	.333	0-1	.000	0-0	.000	0	3	3	2.7	3	0	0	0	0	4	3.9	
OHIO STATE	01/28/17	21	6-7	.857	0-0	.000	2-2	1.000	2	5	7	3.0	3	2	0	1	0	14	4.5	
at Rutgers	01/31/17	7	0-1	.000	0-0	.000	0-0	.000	0	2	2	2.9	4	1	1	0	0	0	4.2	
NEBRASKA	02/05/17	5	0-2	.000	0-0	.000	0-0	.000	0	0	0	2.8	0	1	0	0	0	0	4.0	
Totals		0	165	31-55	.564	1-5	.200	9-14	.643	13	37	50	2.8	29	8	11	5	4	72	4.0

SEASON / CAREER STATS

POINTS

SEASON: 14, 2X, LAST VS. OHIO STATE (1/28/17)

REBOUNDS

SEASON: 7 VS. OHIO STATE (1/28/17)

ASSISTS

SEASON: 2, 2X, LAST VS. OHIO STATE (1/28/17)

BLOCKS

SEASON: 3 VS. UTRGV (11/20/16)

STEALS

SEASON: 1, 2X, LAST AT NOTRE DAME (11/29/16)

MINUTES

SEASON: 22 AT NORTHWESTERN (1/15/17)

FIELD GOALS MADE

SEASON: 6, 2X, LAST VS. OHIO STATE (1/28/17)

FIELD GOALS ATTEMPTED

SEASON: 7, 2X, LAST VS. OHIO STATE (1/28/17)

3-POINT FIELD GOALS MADE

SEASON: 1 AT NORTHWESTERN (1/15/17)

3-POINT FIELD GOALS ATTEMPTED

SEASON: 2 AT NORTHWESTERN (1/15/17)

FREE THROWS MADE

SEASON: 2, 3X, LAST VS. OHIO STATE (1/28/17)

FREE THROWS ATTEMPTED

SEASON: 3, 2X, LAST VS. DEL. STATE (12/22/16)

- Scored a personal-best 14 points versus Northwestern and Ohio State
- Tied a personal best with 14 points on 6-of-7 shooting from the field and 2-of-2 from the free throw line and had seven rebounds, two assists, and a block in win over Ohio State on Jan. 28
- Equaled a personal best with six rebounds in last game against #25 Maryland
- Posted personal bests in scoring (14), minutes (22) and 3-pointers made (1) in loss at Northwestern
- Played key role in win over #17/19 Purdue (6 points & 2 rebounds in 8 second-half minutes)
- Grabbed five or more rebounds three times (Savannah State, UT Rio Grande Valley, Delaware State)
- Posted a personal best with six rebounds and also netted five points in triumph over Delaware State
- Blocked a personal-best three shots in only 13 minutes of action versus UT Rio Grande Valley (Nov. 20)
- Posted six points, three rebounds, and one steal in season opening win over Kennsaw State (Nov. 11)
- Played on the same AAU squad as classmates Cordell Pems and Jordan Bohannon
- Amassed 1,320 points and 550 rebounds at Spirit Lake High School
- Father (basketball) and mother (cheerleader) both attended Mankato State University

PRODUCTION TRACKER

	Season	Career
Scored 10+ Points:	2	2
Scored 15+ Points:	0	0
Scored 20+ Points:	0	0
Had 5+ Assists:	0	0
Had 3+ Blocks:	1	1
Had 3+ Steals:	0	0
Made 3+ 3-Pointers:	0	0
Led Team in Scoring:	1	1
Led Team in Rebounding:	0	0
Led Team in Assists:	0	0
Led Team in Steals:	0	0
Led Team in Blocks:	1	1
Double-Double:	0	0



CAREER STATS

YEAR	G/GS	FG-A	PCT	3-PT	PCT	FT-A	PCT	RB	AVG	PF-FO	AS	TO	BK	ST	PTS	AVG
Fresh.	18/0	31-55	.564	1-5	.200	9-14	.643	50	2.8	29-0	8	11	5	4	72	4.0

4 ISAIAH MOSS

RS-Freshman • Guard • 6-5 • 205
Chicago, Illinois • Simeon HS



2016-17 GAME-BY-GAME STATS

Opponent	Date	gs	min	Total		3-Pointers		Free throws		Rebounds				pts	avg					
				fg-fga	pct	3fg-fga	pct	ft-fa	pct	off	def	tot	avg			pf	a	t/o	blk	stl
KENNESAW STATE	11/11/16	4	1-2	.500	0-0	.000	0-0	.000	0	0	0	0	0	1	0	1	1	0	2	2.0
SAVANNAH STATE	11/13/16	19	3-13	.231	3-9	.333	0-0	.000	0	1	1	0.5	3	1	1	2	1	9	5.5	
SETON HALL	11/17/16	2	0-1	.000	0-0	.000	0-0	.000	0	0	0	0.3	1	0	0	0	0	0	3.7	
UT RIO GRANDE VALLEY	11/20/16	18	5-7	.714	2-4	.500	2-2	1.000	0	2	2	0.8	1	1	2	0	0	14	6.3	
vs Virginia	11/25/16	12	0-3	.000	0-2	.000	0-0	.000	0	1	1	0.8	0	0	1	0	0	0	5.0	
vs Memphis	11/26/16	2	1-2	.500	0-1	.000	0-0	.000	0	0	0	0.7	0	0	0	0	0	2	4.5	
at Notre Dame	11/29/16	* 24	2-4	.500	1-2	.500	0-0	.000	0	2	2	0.9	2	5	0	1	0	5	4.6	
OMAHA	12/03/16	* 12	2-3	.667	1-2	.500	0-1	.000	0	1	1	0.9	5	0	2	1	0	5	4.6	
STETSON	12/05/16	* 32	8-13	.615	5-8	.625	0-0	.000	1	5	6	1.4	2	2	2	0	2	21	6.4	
IOWA STATE	12/08/16	* 31	6-11	.545	1-4	.250	1-2	.500	2	2	4	1.7	1	1	1	1	1	14	7.2	
vs Northern Iowa	12/17/16	* 15	2-6	.333	0-2	.000	3-3	1.000	0	1	1	1.6	3	1	0	0	0	7	7.2	
NORTH DAKOTA	12/20/16	* 26	3-6	.500	1-1	1.000	2-2	1.000	0	3	3	1.8	0	2	0	0	1	9	7.3	
DELAWARE STATE	12/22/16	* 16	3-5	.600	0-2	.000	4-5	.800	0	2	2	1.8	3	0	4	0	1	10	7.5	
at Purdue	12/28/16	* 18	0-4	.000	0-1	.000	0-0	.000	0	0	0	1.6	1	0	2	0	0	0	7.0	
MICHIGAN	01/01/17	* 20	3-4	.750	1-1	1.000	0-0	.000	0	3	3	1.7	1	0	0	0	0	7	7.0	
at Nebraska	01/05/17	* 37	7-15	.467	1-5	.200	2-2	1.000	1	3	4	1.9	3	1	2	1	0	17	7.6	
RUTGERS	01/08/17	* 18	3-4	.750	2-3	.667	0-0	.000	1	1	2	1.9	0	0	2	0	0	8	7.6	
PURDUE	01/12/17	* 16	1-4	.250	0-1	.000	0-0	.000	0	0	0	1.8	1	0	0	0	0	2	7.3	
at Northwestern	01/15/17	* 16	1-4	.250	0-0	.000	0-0	.000	0	0	0	1.7	1	1	3	0	0	2	7.1	
MARYLAND	01/19/17	* 15	3-8	.375	0-3	.000	2-2	1.000	0	1	1	1.7	0	0	0	0	1	8	7.1	
at Illinois	01/25/17	* 6	0-0	.000	0-0	.000	0-0	.000	0	0	0	1.6	0	0	1	0	0	0	6.8	
OHIO STATE	01/28/17	* 19	2-8	.250	0-1	.000	2-3	.667	0	2	2	1.6	3	0	1	0	0	6	6.7	
at Rutgers	01/31/17	* 16	3-7	.429	2-3	.667	3-4	.750	0	1	1	1.6	1	3	1	0	2	11	6.9	
NEBRASKA	02/05/17	* 14	1-4	.250	0-1	.000	0-0	.000	0	1	1	1.5	1	1	1	0	1	2	6.7	
Totals		18	408	60-138	.435	20-56	.357	21-26	.808	5	32	37	1.5	34	19	27	7	10	161	6.7

SEASON / CAREER STATS

POINTS

SEASON: 21 VS. STETSON (12/5/16)

REBOUNDS

SEASON: 6 VS. STETSON (12/5/16)

ASSISTS

SEASON: 5 AT NOTRE DAME (11/29/16)

BLOCKS

SEASON: 2 VS. SAVANNAH STATE (11/13/16)

STEALS

SEASON: 2, 2X, LAST AT RUTGERS (1/31/17)

MINUTES

SEASON: 37 AT NEBRASKA (1/5/17)

FIELD GOALS MADE

SEASON: 8 VS. STETSON (12/5/16)

FIELD GOALS ATTEMPTED

SEASON: 15 AT NEBRASKA (1/5/17)

3-POINT FIELD GOALS MADE

SEASON: 5 VS. STETSON (12/5/16)

3-POINT FIELD GOALS ATTEMPTED

SEASON: 9 VS. SAVANNAH STATE (11/13/16)

FREE THROWS MADE

SEASON: 4 VS. DELAWARE STATE (12/22/16)

FREE THROWS ATTEMPTED

SEASON: 5 VS. DELAWARE (12/22/16)

- Started the last 18 games at guard
- Iowa is 5-1 this season when Moss scores in double figures, with the one loss coming in 2OT (Nebraska)
- Netted 15 of his 17 points in the first half at Nebraska (Jan. 5)
- Shot 50 percent or better from the field 11 times
- Has missed only five free throws (21-of-26, .808)
- Big Ten Freshman of the Week (Dec. 12)
- Averaged 17.5 points, 5 rebounds, 1.5 steals, and 1.5 assists in wins over Stetson and #25 Iowa State
- Netted 14 crucial points and grabbed four boards in Iowa's win over #25 Iowa State
- Posted personal bests in scoring (21), rebounds (6), steals (2), and minutes played (32) in Iowa's win over Stetson

PRODUCTION TRACKER

	Season	Career
Scored 10+ Points:	5	5
Scored 15+ Points:	2	2
Scored 20+ Points:	1	1
Had 5+ Assists:	1	1
Had 3+ Blocks:	0	0
Had 3+ Steals:	0	0
Made 3+ 3-Pointers:	0	0
Led Team in Scoring:	0	0
Led Team in Rebounding:	0	0
Led Team in Assists:	0	0
Led Team in Steals:	2	2
Led Team in Blocks:	3	3
Double-Double:	0	0




CAREER STATS

YEAR	G/GS	FG-A	PCT	3-PT	PCT	FT-A	PCT	RB	AVG	PF-FO	AS	TO	BK	ST	PTS	AVG
Fresh.	24/18	60-138	.435	20-56	.357	21-26	.808	37	1.5	34-1	19	27	7	10	161	6.7

35 CORDELL PEMSL

Freshman • Forward • 6-8 • 249
Dubuque, Iowa • Wahlert HS



2016-17 GAME-BY-GAME STATS

Opponent	Date	gs	min	Total		3-Pointers		Free throws		Rebounds				pts	avg						
				fg-fga	pct	3fg-fga	pct	ft-fa	pct	off	def	tot	avg			pf	a	t/o	blk	stl	
KENNESAW STATE	11/11/16		16	4-7	.571	0-0	.000	2-7	.286	3	3	6	6.0	2	0	2	1	10	10.0		
SAVANNAH STATE	11/13/16		18	7-7	1.000	0-0	.000	4-4	1.000	2	7	9	7.5	1	3	2	0	0	18	14.0	
SETON HALL	11/17/16		6	1-3	.333	0-1	.000	0-0	.000	1	4	5	6.7	1	0	2	0	0	2	10.0	
UT RIO GRANDE VALLEY	11/20/16		6	0-1	.000	0-0	.000	1-4	.250	1	0	1	5.3	1	0	1	0	0	1	7.8	
vs Virginia	11/25/16		17	0-0	.000	0-0	.000	1-3	.333	2	3	5	5.2	1	0	2	1	0	1	6.4	
vs Memphis	11/26/16		18	3-4	.750	0-0	.000	0-2	.000	0	4	4	5.0	0	0	1	2	0	6	6.3	
at Notre Dame	11/29/16	*	23	8-9	.889	0-0	.000	2-3	.667	0	2	2	4.6	4	3	1	0	1	18	8.0	
OMAHA	12/03/16	*	24	6-7	.857	0-0	.000	6-7	.857	1	3	4	4.5	4	2	4	1	1	18	9.3	
STETSON	12/05/16	*	22	9-11	.818	0-0	.000	3-5	.600	5	3	8	4.9	3	2	0	2	0	21	10.6	
IOWA STATE	12/08/16	*	28	4-7	.571	0-0	.000	3-5	.600	1	4	5	4.9	3	0	2	1	0	11	10.6	
vs Northern Iowa	12/17/16	*	18	4-4	1.000	0-0	.000	2-3	.667	0	5	5	4.9	3	0	1	0	1	10	10.5	
NORTH DAKOTA	12/20/16	*	24	4-7	.571	0-0	.000	1-8	.125	4	7	11	5.4	4	1	1	1	1	9	10.4	
DELAWARE STATE	12/22/16	*	20	2-3	.667	0-0	.000	4-5	.800	1	2	3	5.2	3	2	2	1	2	8	10.2	
at Purdue	12/28/16	*	16	4-8	.500	0-0	.000	2-2	1.000	3	1	4	5.1	4	1	3	0	0	10	10.2	
MICHIGAN	01/01/17	*	31	2-8	.250	0-0	.000	0-0	.000	3	5	8	5.3	2	3	1	2	3	4	9.8	
at Nebraska	01/05/17	*	34	3-6	.500	0-0	.000	4-6	.667	1	5	6	5.4	2	1	4	0	0	10	9.8	
RUTGERS	01/08/17	*	31	5-8	.625	0-0	.000	3-5	.600	0	2	2	5.2	3	1	2	3	0	13	10.0	
PURDUE	01/12/17	*	20	2-5	.400	0-0	.000	0-3	.000	3	5	8	5.3	3	1	1	1	0	4	9.7	
at Northwestern	01/15/17	*	13	0-2	.000	0-0	.000	2-4	.500	1	0	1	5.1	0	0	2	0	1	2	9.3	
MARYLAND	01/19/17	*	18	4-8	.500	0-0	.000	1-2	.500	1	3	4	5.1	3	0	2	2	1	9	9.3	
at Illinois	01/25/17	*	11	3-5	.600	0-0	.000	0-1	.000	3	1	4	5.0	3	0	0	0	0	6	9.1	
OHIO STATE	01/28/17	*	15	3-3	1.000	0-0	.000	0-0	.000	0	2	2	4.9	3	5	1	1	0	6	9.0	
at Rutgers	01/31/17		19	6-10	.600	0-0	.000	3-5	.600	3	4	7	5.0	1	0	2	1	2	15	9.2	
NEBRASKA	02/05/17		16	2-5	.400	0-0	.000	2-3	.667	2	2	4	4.9	3	2	1	0	1	6	9.1	
Totals			14	464	86-138	.623	0-1	.000	46-87	.529	41	77	118	4.9	57	27	38	21	15	218	9.1

SEASON / CAREER STATS

POINTS

SEASON: 21 VS. STETSON (12/5/16)

REBOUNDS

SEASON: 11 VS. NORTH DAKOTA (12/20/16)

ASSISTS

SEASON: 5 VS. OHIO STATE (1/28/17)

BLOCKS

SEASON: 3 VS. RUTGERS (1/8/17)

STEALS

SEASON: 3 VS. MICHIGAN (1/1/17)

MINUTES

SEASON: 34 AT NEBRASKA (1/5/17)

FIELD GOALS MADE

SEASON: 9 VS. STETSON (12/5/16)

FIELD GOALS ATTEMPTED

SEASON: 11 VS. STETSON (12/5/16)

3-POINT FIELD GOALS MADE

SEASON: ---

3-POINT FIELD GOALS ATTEMPTED

SEASON: ---

FREE THROWS MADE

SEASON: 6 VS. OMAHA (12/3/16)

FREE THROWS ATTEMPTED

SEASON: 7, 2X, LAST VS. OMAHA (12/3/16)

- Scored in double figures 11 times, including eight times as a starter
- Ranks 25th nationally in field goal percentage (.623, 86-of-138) and is fourth on the team in scoring (9.1)
- Posted 15 points, seven rebounds, and two steals in win at Rutgers last Tuesday
- Credited with a personal best five assists to go along with six points in win over Ohio State on Jan. 28
- Blocked a personal-best three shots and scored 13 points in home win over Rutgers on Jan. 5
- Grabbed five or more rebounds 11 times, including a personal-best 11 vs. North Dakota on Dec. 20
- Posted nine points and a team-best 11 rebounds in win over North Dakota on Dec. 20
- Netted a personal-best 21 points and equaled a career high with two blocks in Iowa's win over Stetson
- Netted 18 points on 6-of-7 shooting from both the field and free throw line against Omaha
- Tallied 18 points on 8-of-9 shooting from the field and 2-of-3 from the FT line at Notre Dame (Nov. 29)
- Made every shot in win over Savannah State (7-of-7 FG, 4-of-4 FT), while also grabbing a team-best 9 rebounds
- Played on the same AAU squad as classmates Ryan Kriener and Jordan Bohannon
- Member of two Iowa Class 3A team championships (2014, 2015) and was runner-up in 2016
- Ranks first at Wahlert HS with 1,611 career points, second in rebounding (878), and seventh in assists (184)

PRODUCTION TRACKER

	Season	Career
Scored 10+ Points:	9	9
Scored 15+ Points:	5	5
Scored 20+ Points:	1	1
Had 5+ Assists:	1	1
Had 3+ Blocks:	1	1
Had 3+ Steals:	0	0
Made 3+ 3-Pointers:	0	0
Led Team in Scoring:	2	2
Led Team in Rebounding:	4	4
Led Team in Assists:	0	0
Led Team in Steals:	3	3
Led Team in Blocks:	7	7
Double-Double:	0	0




CAREER STATS

YEAR	G/GS	FG-A	PCT	3-PT	PCT	FT-A	PCT	RB	AVG	PF-FO	AS	TO	BK	ST	PTS	AVG
Fresh.	24/14	86-138	.623	0-1	.000	46-87	.529	118	4.9	57-0	27	38	21	15	218	9.1

11 CHARLIE ROSE

Junior • Guard • 6-4 • 185
Elmhurst, Illinois • York Community



2016-17 GAME-BY-GAME STATS

Opponent	Date	gs	min	Total		3-Pointers		Free throws		Rebounds				pf	a	t/o	blk	stl	pts	avg
				fg-fga	pct	3fg-fga	pct	ft-fa	pct	off	def	tot	avg							
KENNESAW STATE	11/11/16	1	0-0	.000	0-0	.000	0-0	.000	0	1	1	1.0	2	0	1	0	0	0	0	0.0
SAVANNAH STATE	11/13/16	1	1-2	.500	0-0	.000	0-0	.000	0	0	0	0.5	0	0	0	0	0	0	2	1.0
UT RIO GRANDE VALLEY	11/20/16	2	0-0	.000	0-0	.000	0-0	.000	0	0	0	0.3	1	0	0	0	0	0	0	0.7
STETSON	12/05/16	2	0-1	.000	0-1	.000	0-0	.000	0	0	0	0.3	0	0	0	0	0	0	0	0.5
vs Northern Iowa	12/17/16	1	0-0	.000	0-0	.000	0-0	.000	0	0	0	0.2	0	0	0	0	0	0	0	0.4
DELAWARE STATE	12/22/16	1	0-0	.000	0-0	.000	0-0	.000	0	0	0	0.2	0	1	0	0	0	0	0	0.3
at Rutgers	01/31/17	1	0-0	.000	0-0	.000	0-0	.000	0	0	0	0.1	0	0	0	0	0	0	0	0.3
Totals		0	9	1-3	.333	0-1	.000	0-0	.000	0	1	1	0.1	3	1	1	0	0	2	0.3

SEASON / CAREER STATS

POINTS

SEASON: 2 VS. SAVANNAH STATE (11/13/16)
CAREER: 3 VS. NORTH DAKOTA ST (11/17/14)

REBOUNDS

SEASON: 1 VS. KENNESAW STATE (11/11/16)
CAREER: 1 VS. KENNESAW STATE (11/11/16)

ASSISTS

SEASON: 1 VS. DELAWARE STATE (12/22/16)
CAREER: 1, 2X, LAST VS. DEL. STATE (12/22/16)

BLOCKS

SEASON: ---
CAREER: ---

STEALS

SEASON: ---
CAREER: ---

MINUTES

SEASON: 2, 2X, LAST VS. STETSON (12/5/16)
CAREER: 3, 3X, LAST VS. RUTGERS (2/19/15)

FIELD GOALS MADE

SEASON: 1, 2X, LAST VS. SAVANNAH ST (11/13/16)
CAREER: 1, 2X, LAST VS. SAVANNAH ST (11/13/16)

FIELD GOALS ATTEMPTED

SEASON: 2 VS. SAVANNAH STATE (11/13/16)
CAREER: 2 VS. SAVANNAH STATE (11/13/16)

3-POINT FIELD GOALS MADE

SEASON: ---
CAREER: 1 VS. NORTH DAKOTA ST (11/17/14)

3-POINT FIELD GOALS ATTEMPTED

SEASON: ---
CAREER: 1 VS. NORTH DAKOTA ST (11/17/14)

FREE THROWS MADE

SEASON: ---
CAREER: ---


FREE THROWS ATTEMPTED

SEASON: ---
CAREER: ---

- Non-scholarship athlete
- Played in seven games this season

PRODUCTION TRACKER

	Season	Career
Scored 10+ Points:	0	0
Scored 15+ Points:	0	0
Scored 20+ Points:	0	0
Had 5+ Assists:	0	0
Had 3+ Blocks:	0	0
Had 3+ Steals:	0	0
Made 3+ 3-Pointers:	0	0
Led Team in Scoring:	0	0
Led Team in Rebounding:	0	0
Led Team in Assists:	0	0
Led Team in Steals:	0	0
Led Team in Blocks:	0	0
Double-Double:	0	0



CAREER STATS

YEAR	G/GS	FG-A	PCT	3-PT	PCT	FT-A	PCT	RB	AVG	PF-FO	AS	TO	BK	ST	PTS	AVG
Fresh.	8/0	1-1	1.000	1-1	1.000	0-0	.000	0	0.0	0-0	1	1	0	0	3	0.4
Junior	7/0	1-3	.333	0-1	.000	0-0	.000	1	0.2	3-0	1	1	0	0	2	0.3
TOTALS	15/0	2-4	.500	1-2	.500	0-0	.000	1	0.1	3-0	2	2	0	0	5	0.3

25 DOM UHL

Junior • Forward • 6-9 • 217
Frankfurt, Germany • Point Pleasant Beach HS (NJ)



2016-17 GAME-BY-GAME STATS

Opponent	Date	gs	min	Total		3-Pointers		Free throws		Rebounds				pts	avg						
				fg-fga	pct	3fg-fga	pct	ft-fa	pct	off	def	tot	avg			pf	a	t/o	blk	stl	
KENNESAW STATE	11/11/16	*	18	1-3	.333	0-2	.000	6-10	.600	3	2	5	5.0	1	0	2	0	1	8	8.0	
SAVANNAH STATE	11/13/16	*	13	1-4	.250	1-4	.250	0-0	.000	2	2	4	4.5	1	2	2	0	0	3	5.5	
SETON HALL	11/17/16	*	25	2-5	.400	1-2	.500	3-4	.750	3	7	10	6.3	4	0	2	0	0	8	6.3	
UT RIO GRANDE VALLEY	11/20/16	*	16	2-6	.333	1-2	.500	1-1	1.000	1	5	6	6.3	2	4	1	1	0	6	6.3	
vs Virginia	11/25/16	*	21	4-9	.444	1-4	.250	0-0	.000	1	4	5	6.0	1	0	5	0	0	9	6.8	
vs Memphis	11/26/16	*	26	2-5	.400	0-3	.000	2-2	1.000	0	4	4	5.7	1	1	2	0	0	6	6.7	
at Notre Dame	11/29/16		16	0-2	.000	0-1	.000	2-2	1.000	1	0	1	5.0	0	2	1	1	0	2	6.0	
OMAHA	12/03/16		10	1-3	.333	0-1	.000	0-0	.000	1	0	1	4.5	2	1	0	1	0	2	5.5	
STETSON	12/05/16		12	2-3	.667	0-0	.000	2-4	.500	1	1	2	4.2	1	1	0	0	1	6	5.6	
IOWA STATE	12/08/16		15	1-4	.250	1-1	1.000	0-0	.000	0	2	2	4.0	0	0	0	0	0	3	5.3	
vs Northern Iowa	12/17/16		20	1-5	.200	0-3	.000	0-1	.000	1	3	4	4.0	1	1	1	0	0	2	5.0	
NORTH DAKOTA	12/20/16	*	15	1-4	.250	0-1	.000	0-0	.000	3	1	4	4.0	2	3	2	0	0	2	4.8	
DELAWARE STATE	12/22/16		20	1-2	.500	0-0	.000	5-8	.625	1	6	7	4.2	2	1	2	0	0	7	4.9	
at Purdue	12/28/16		10	1-2	.500	0-0	.000	0-0	.000	0	2	2	4.1	0	1	1	0	1	2	4.7	
MICHIGAN	01/01/17		14	1-4	.250	0-1	.000	0-0	.000	0	2	2	3.9	0	1	1	0	1	2	4.5	
at Nebraska	01/05/17		6	1-1	1.000	0-0	.000	0-0	.000	1	2	3	3.9	0	0	0	0	0	2	4.4	
RUTGERS	01/08/17		23	2-4	.500	1-2	.500	5-8	.625	3	5	8	4.1	0	1	1	5	0	10	4.7	
PURDUE	01/12/17		15	1-3	.333	0-1	.000	0-0	.000	0	1	1	3.9	0	2	0	0	0	2	4.6	
at Illinois	01/25/17		21	1-3	.333	1-2	.500	0-0	.000	0	4	4	3.9	1	1	0	1	0	3	4.5	
OHIO STATE	01/28/17		21	1-3	.333	0-0	.000	4-6	.667	2	3	5	4.0	1	6	1	0	1	6	4.6	
at Rutgers	01/31/17		16	2-4	.500	1-1	1.000	0-0	.000	0	2	2	3.9	1	1	1	0	0	5	4.6	
NEBRASKA	02/05/17		15	2-2	1.000	1-1	1.000	2-2	1.000	1	2	3	3.9	0	1	0	0	0	7	4.7	
Totals			7	368	31-81	.383	9-32	.281	32-48	.667	25	60	85	3.9	21	28	27	9	5	103	4.7

SEASON / CAREER STATS

POINTS

SEASON: 10 VS. RUTGERS (1/8/17)
 CAREER: 18 VS. COPPIN STATE (11/15/15)

REBOUNDS

SEASON: 10 VS. SETON HALL (11/17/16)
 CAREER: 10, 2X, LAST VS. SETON HALL (11/17/16)

ASSISTS

SEASON: 6 VS. OHIO STATE (1/28/17)
 CAREER: 6 VS. OHIO STATE (1/28/17)

BLOCKS

SEASON: 5 VS. RUTGERS (1/8/17)
 CAREER: 5 VS. RUTGERS (1/8/17)

STEALS

SEASON: 1, 5X, LAST VS. OHIO STATE (1/28/17)
 CAREER: 3 AT MARQUETTE (11/19/15)

MINUTES

SEASON: 26 VS. MEMPHIS (11/26/16)
 CAREER: 28 VS. DRAKE (12/19/15)

FIELD GOALS MADE

SEASON: 4 VS. VIRGINIA (11/25/16)
 CAREER: 7 VS. COPPIN STATE (11/15/15)

FIELD GOALS ATTEMPTED

SEASON: 9 VS. VIRGINIA (11/25/16)
 CAREER: 10, 2X, LAST VS. UMKC (12/5/15)

3-POINT FIELD GOALS MADE

SEASON: 1, 5X, LAST VS. RUTGERS (1/8/17)
 CAREER: 3 VS. COPPIN STATE (11/15/15)

3-POINT FIELD GOALS ATTEMPTED

SEASON: 4, 2X, LAST VS. VIRGINIA (11/25/16)
 CAREER: 5, 2X, LAST VS. COPPIN ST (11/15/15)

FREE THROWS MADE

SEASON: 6, 2X, LAST VS. KENN. ST. (11/11/16)
 CAREER: 6, 2X, LAST VS. KENN. ST. (11/11/16)

FREE THROWS ATTEMPTED

SEASON: 10, 2X, LAST VS. KENN. ST. (11/11/16)
 CAREER: 10, 2X, LAST VS. KENN. ST. (11/11/16)

- Averaging six points and 3.3 rebounds during Iowa's three-game win streak
- Made at least one 3-pointer in two of Iowa's last three contests
- Posted a season-high 10 points, blocked a personal-best five shots, and snagged eight rebounds in 23 minutes played in home win over Rutgers on Jan. 8
- Credited with a career-best six assists to go along with six points & five rebounds in win over Ohio St. on Jan. 28
- Missed two games (Northwestern, Maryland) due to a thumb injury sustained in Purdue game (Jan. 12)
- Scored at least two points in every game played this season
- After missing five straight 3-point attempts (Dec. 17-Jan. 5), made his sixth triple of the year vs. Rutgers (Jan. 8)
- Scored seven points and snagged a team-best seven rebounds in win over Delaware State (Dec. 22); the seven points are the most in a game since netting nine against #6 Virginia on Nov. 26
- Averaged 7.5 points and 4.5 rebounds in two games at the Emerald Coast Classic vs. #6 Virginia and Memphis
- Posted eight points, five rebounds, and one steal in season opening win over Kennesaw State
- Matched a career high with 10 rebounds, while scoring eight points against Seton Hall

PRODUCTION TRACKER

	Season	Career
Scored 10+ Points:	1	9
Scored 15+ Points:	0	2
Scored 20+ Points:	0	0
Had 5+ Assists:	1	1
Had 3+ Blocks:	1	2
Had 3+ Steals:	0	1
Made 3+ 3-Pointers:	0	1
Led Team in Scoring:	0	1
Led Team in Rebounding:	1	5
Led Team in Assists:	0	0
Led Team in Steals:	0	5
Led Team in Blocks:	2	8
Double-Double:	0	1



CAREER STATS

YEAR	G/GS	FG-A	PCT	3-PT	PCT	FT-A	PCT	RB	AVG	PF-FO	AS	TO	BK	ST	PTS	AVG
Fresh.	33/0	26-72	.361	5-27	.185	11-21	.524	61	1.8	25-0	14	23	7	8	68	2.1
Soph.	33/1	69-166	.416	27-60	.450	34-58	.586	119	3.6	40-0	27	25	12	16	199	6.0
Junior	22/7	31-81	.383	9-32	.281	32-48	.667	85	3.9	21-0	28	27	9	5	103	4.7
TOTALS	88/8	126-319	.395	41-119	.345	77-127	.606	265	3.0	86-0	69	75	28	29	370	4.2

AHMAD WAGNER

Sophomore • Forward • 6-7 • 235
Yellow Springs, Ohio • Wayne HS



2016-17 GAME-BY-GAME STATS

Opponent	Date	gs	min	Total		3-Pointers		Free throws		Rebounds			pf	a	t/o	blk	stl	pts	avg	
				fg-fga	pct	3fg-fga	pct	ft-fa	pct	off	def	tot								avg
KENNESAW STATE	11/11/16	24	4-4	1.000	0-0	.000	4-5	.800	0	5	5	5.0	2	4	2	4	2	12	12.0	
SAVANNAH STATE	11/13/16	16	1-4	.250	0-0	.000	2-4	.500	5	4	9	7.0	4	3	1	0	0	4	8.0	
SETON HALL	11/17/16	20	0-1	.000	0-0	.000	1-4	.250	1	1	2	5.3	3	0	1	0	0	1	5.7	
UT RIO GRANDE VALLEY	11/20/16	10	0-0	.000	0-0	.000	3-6	.500	0	3	3	4.8	1	0	1	0	1	3	5.0	
vs Virginia	11/25/16	18	1-3	.333	0-0	.000	0-0	.000	0	0	0	3.8	2	2	1	0	2	2	4.4	
vs Memphis	11/26/16	13	1-2	.500	0-0	.000	2-2	1.000	2	3	5	4.0	4	2	1	0	0	4	4.3	
at Notre Dame	11/29/16	6	0-2	.000	0-0	.000	0-0	.000	0	0	0	3.4	3	1	0	0	0	0	3.7	
OMAHA	12/03/16	24	1-7	.143	0-1	.000	2-4	.500	7	1	8	4.0	3	2	0	1	2	4	3.8	
STETSON	12/05/16	* 13	3-4	.750	0-0	.000	2-5	.400	1	5	6	4.2	2	1	0	2	0	8	4.2	
IOWA STATE	12/08/16	* 21	1-2	.500	0-0	.000	2-4	.500	2	3	5	4.3	3	2	2	0	0	4	4.2	
vs Northern Iowa	12/17/16	* 26	3-6	.500	0-0	.000	0-0	.000	2	2	4	4.3	3	2	3	0	1	6	4.4	
NORTH DAKOTA	12/20/16	* 21	3-6	.500	0-0	.000	2-4	.500	0	0	0	3.9	3	2	1	1	1	8	4.7	
DELAWARE STATE	12/22/16	* 22	5-5	1.000	0-0	.000	2-6	.333	1	3	4	3.4	2	3	1	2	2	12	5.2	
at Purdue	12/28/16	* 13	0-2	.000	0-0	.000	0-0	.000	0	1	1	3.7	0	0	0	1	1	0	4.9	
MICHIGAN	01/01/17	14	1-4	.250	0-0	.000	0-0	.000	2	1	3	3.7	1	0	1	0	1	2	4.7	
at Nebraska	01/05/17	8	1-3	.333	0-0	.000	0-0	.000	1	0	1	3.5	2	0	0	0	1	2	4.5	
RUTGERS	01/08/17	4	1-1	1.000	0-0	.000	0-0	.000	0	0	0	3.3	1	1	0	0	0	2	4.4	
PURDUE	01/12/17	9	2-3	.667	0-0	.000	0-0	.000	0	0	0	3.1	2	0	1	0	0	4	4.3	
at Northwestern	01/15/17	13	1-1	1.000	0-0	.000	0-2	.000	0	1	1	3.0	2	5	1	0	0	2	4.2	
MARYLAND	01/19/17	15	3-5	.600	0-0	.000	6-8	.750	5	1	6	3.2	2	2	0	0	1	12	4.6	
at Illinois	01/25/17	21	5-8	.625	0-0	.000	2-5	.400	3	2	5	3.2	4	3	0	1	1	12	5.0	
OHIO STATE	01/28/17	* 17	2-5	.400	0-1	.000	0-2	.000	4	2	6	3.4	1	1	1	0	0	4	4.9	
at Rutgers	01/31/17	* 21	4-5	.800	0-0	.000	1-4	.250	1	1	2	3.3	2	1	3	0	2	9	5.1	
NEBRASKA	02/05/17	* 15	3-8	.375	0-0	.000	0-1	.000	3	0	3	3.3	1	1	1	1	1	6	5.1	
Totals		9	384	46-91	.505	0-2	.000	31-66	.470	40	39	79	3.3	53	38	22	13	19	123	5.1

SEASON / CAREER STATS

POINTS

SEASON: 12, 4X, LAST AT ILLINOIS (1/25/17)

CAREER: 12, 4X, LAST AT ILLINOIS (1/25/17)

REBOUNDS

SEASON: 9 VS. SAVANNAH STATE (11/13/16)

CAREER: 9, 2X, LAST VS. SAVANNAH ST (11/13/16)

ASSISTS

SEASON: 5 AT NORTHWESTERN (1/15/17)

CAREER: 5 AT NORTHWESTERN (1/15/17)

BLOCKS

SEASON: 4 VS. KENNESAW STATE (11/11/16)

CAREER: 4 VS. KENNESAW STATE (11/11/16)

STEALS

SEASON: 2, 5X, LAST AT RUTGERS (1/31/17)

CAREER: 3 VS. NORTHWESTERN (1/31/16)

MINUTES

SEASON: 26 VS. NORTHERN IOWA (12/17/16)

CAREER: 26 VS. NORTHERN IOWA (12/17/16)

FIELD GOALS MADE

SEASON: 5 VS. DELAWARE STATE (12/22/16)

CAREER: 5, 2X, LAST VS. DEL. STATE (12/22/16)

FIELD GOALS ATTEMPTED

SEASON: 8, 2X, LAST VS. NEBRASKA (2/5/17)

CAREER: 8, 2X, LAST VS. NEBRASKA (2/5/17)

3-POINT FIELD GOALS MADE

SEASON: ---

CAREER: ---

3-POINT FIELD GOALS ATTEMPTED

SEASON: ---

CAREER: 1, 2X, LAST VS. OMAHA (12/3/16)

FREE THROWS MADE

SEASON: 4 VS. KENNESAW STATE (11/11/16)

CAREER: 5 VS. UMKC (12/15/15)

FREE THROWS ATTEMPTED

SEASON: 6, 2X, LAST VS. DEL. STATE (12/22/16)

CAREER: 6, 3X, LAST VS. DEL. STATE (12/22/16)

- Started nine contests this year (8-1 record during that span)
- Made three field goals or more in four of Iowa's last five games
- Scored a career high 12 points four times this season, including two of the last five games (Maryland & Illinois)
- Ranks third on the team in blocks (13), fourth in FT attempts (66) and steals (19), and fifth in assists (38)
- Dished out a team and career-best five assists in loss at Northwestern (Jan. 15)
- Made all five field goal attempts -- equaling a career high with 12 points -- and snagging four boards in victory over Delaware State (Dec. 22)
- Started his first career game against Stetson (Dec. 5), recording eight points, six rebounds and two blocks
- Started his second career game on Dec. 8 vs. #25 Iowa State recording 4 points, 5 rebounds, and 2 assists
- Equaled a season high with two steals and had eight rebounds against Omaha (Dec. 3)
- Posted career bests in scoring (12), assists (4), and blocked shots (4) in season opening win over Kennesaw State
- Grabbed a team-best nine rebounds in win over Savannah State
- High school basketball coach was Travis Trice, father of former Michigan State player Travis Trice (2011-14)

PRODUCTION TRACKER

	Season	Career
Scored 10+ Points:	4	5
Scored 15+ Points:	0	0
Scored 20+ Points:	0	0
Had 5+ Assists:	1	1
Had 3+ Blocks:	1	1
Had 3+ Steals:	0	1
Made 3+ 3-Pointers:	0	0
Led Team in Scoring:	0	0
Led Team in Rebounding:	1	1
Led Team in Assists:	2	2
Led Team in Steals:	5	5
Led Team in Blocks:	4	4
Double-Double:	0	0



CAREER STATS

YEAR	G/GS	FG-A	PCT	3-PT	PCT	FT-A	PCT	RB	AVG	PF-FO	AS	TO	BK	ST	PTS	AVG
Fresh.	32/0	32-47	.681	0-1	.000	19-37	.514	84	2.6	49-2	6	11	13	9	83	2.6
Soph.	24/8	46-91	.505	0-2	.000	31-66	.470	79	3.3	53-0	38	22	13	19	123	5.1
TOTALS	56/9	78-138	.565	0-3	.000	50-103	.485	163	2.9	102-2	44	33	26	28	206	3.7

10 CHRISTIAN WILLIAMS

Sophomore • Guard • 6-5 • 200
Decatur, Illinois • St. Teresa HS



2016-17 GAME-BY-GAME STATS

Opponent	Date	gs	min	Total		3-Pointers		Free throws		Rebounds			Other					pts	avg		
				fg-fga	pct	3fg-fga	pct	ft-fa	pct	off	def	tot	avg	pf	a	t/o	blk			stl	
KENNESAW STATE	11/11/16	*	19	2-4	.500	0-1	.000	0-0	.000	0	1	1	1.0	0	5	2	1	2	4	4.0	
SAVANNAH STATE	11/13/16	*	19	0-1	.000	0-0	.000	1-2	.500	0	4	4	2.5	1	4	0	0	1	1	2.5	
SETON HALL	11/17/16	*	24	2-6	.333	2-2	1.000	0-0	.000	1	4	5	3.3	3	4	3	0	2	6	3.7	
UT RIO GRANDE VALLEY	11/20/16	*	16	0-2	.000	0-1	.000	0-0	.000	1	1	2	3.0	0	4	1	0	1	0	2.8	
vs Virginia	11/25/16	*	22	0-2	.000	0-0	.000	0-0	.000	0	1	1	2.6	4	1	0	0	0	0	2.2	
vs Memphis	11/26/16	*	16	1-5	.200	0-1	.000	0-0	.000	0	0	0	2.2	1	3	2	0	2	2	2.2	
at Notre Dame	11/29/16		15	1-2	.500	0-0	.000	0-0	.000	1	2	3	2.3	2	2	0	0	0	2	2.1	
OMAHA	12/03/16		7	0-1	.000	0-1	.000	0-0	.000	0	2	2	2.3	0	1	0	0	0	0	1.9	
STETSON	12/05/16		19	3-6	.500	0-1	.000	0-0	.000	1	5	6	2.7	1	1	1	0	0	6	2.3	
IOWA STATE	12/08/16		11	0-1	.000	0-1	.000	2-2	1.000	0	1	1	2.5	0	2	1	0	0	2	2.3	
vs Northern Iowa	12/17/16		13	1-2	.500	0-0	.000	0-0	.000	0	1	1	2.4	1	1	1	0	0	2	2.3	
NORTH DAKOTA	12/20/16		6	0-1	.000	0-0	.000	0-0	.000	0	0	0	2.2	0	0	0	0	0	0	2.1	
DELAWARE STATE	12/22/16		24	4-6	.667	0-1	.000	1-2	.500	0	0	0	2.0	1	2	2	0	3	9	2.6	
at Purdue	12/28/16		17	0-5	.000	0-0	.000	2-2	1.000	1	1	2	2.0	0	3	2	0	1	2	2.6	
MICHIGAN	01/01/17		8	0-1	.000	0-0	.000	0-0	.000	0	2	2	2.0	1	1	1	0	0	0	2.4	
at Nebraska	01/05/17		7	0-3	.000	0-1	.000	0-0	.000	0	0	0	1.9	2	1	0	0	0	0	2.3	
RUTGERS	01/08/17		11	0-2	.000	0-0	.000	0-0	.000	1	1	2	1.9	1	1	3	0	3	0	2.2	
PURDUE	01/12/17		4	2-2	1.000	0-0	.000	0-0	.000	0	0	0	1.8	0	0	0	0	0	4	2.2	
at Northwestern	01/15/17		18	2-5	.400	0-0	.000	1-3	.333	2	1	3	1.8	1	1	0	0	2	5	2.4	
MARYLAND	01/19/17		2	0-0	.000	0-0	.000	0-0	.000	0	0	0	1.8	0	0	2	0	0	0	2.3	
at Illinois	01/25/17		16	3-7	.429	0-1	.000	1-5	.200	1	2	3	1.8	1	1	1	0	1	7	2.5	
OHIO STATE	01/28/17		11	0-1	.000	0-0	.000	1-2	.500	0	1	1	1.8	1	0	1	0	1	1	2.4	
at Rutgers	01/31/17		14	2-5	.400	0-0	.000	1-1	1.000	0	2	2	1.8	1	1	1	0	0	5	2.5	
NEBRASKA	02/05/17		6	0-0	.000	0-0	.000	2-2	1.000	0	0	0	1.7	1	0	1	0	0	2	2.5	
Totals			6	325	23-70	.329	2-11	.182	12-21	.571	9	32	41	1.7	23	39	25	1	19	60	2.5

SEASON / CAREER STATS

POINTS

SEASON: 9 VS. DELAWARE STATE (12/22/16)

CAREER: 9 VS. DELAWARE STATE (12/22/16)

REBOUNDS

SEASON: 6 VS. STETSON (12/5/16)

CAREER: 6 VS. SAVANNAH STATE (11/13/16)

ASSISTS

SEASON: 5 VS. KENNESAW STATE (11/11/16)

CAREER: 5 VS. KENNESAW STATE (11/11/16)

BLOCKS

SEASON: 1 VS. KENNESAW STATE (11/11/16)

CAREER: 1 VS. KENNESAW STATE (11/11/16)

STEALS

SEASON: 3, 2X, LAST VS. RUTGERS (1/8/17)

CAREER: 3, 2X, LAST VS. RUTGERS (1/8/17)

MINUTES

SEASON: 24, 2X, LAST VS. DEL. STATE (12/22/16)

CAREER: 24, 2X, LAST VS. DEL. STATE (12/22/16)

FIELD GOALS MADE

SEASON: 4 VS. DELAWARE STATE (12/22/16)

CAREER: 4 VS. DELAWARE STATE (12/22/16)

FIELD GOALS ATTEMPTED

SEASON: 6, 2X, LAST VS. DEL. STATE (12/22/16)

CAREER: 6, 3X, LAST VS. DEL. STATE (12/22/16)

3-POINT FIELD GOALS MADE

SEASON: 2 VS. SETON HALL (11/17/16)

CAREER: 2 VS. SETON HALL (11/17/16)

3-POINT FIELD GOALS ATTEMPTED

SEASON: 2 VS. SETON HALL (11/17/16)

CAREER: 2 VS. SETON HALL (11/17/16)

FREE THROWS MADE

SEASON: 2, 2X, LAST AT PURDUE, 12/28/16

CAREER: 4 VS. INDIANA (3/1/16)

FREE THROWS ATTEMPTED

SEASON: 2, 4X, LAST AT PURDUE (12/28/16)

CAREER: 5 VS. INDIANA (3/1/16)

- Scored two field goals in three of Iowa's last six games off the bench (Purdue, Northwestern, and Rutgers)
- His 39 assists and 19 steals rank fourth on the team
- Led team in steals five times and assists twice this year
- Dished out four or more assists four times this year
- Scored four points in a 28-second span in the first half win home win over #17/19 Purdue on Jan. 12; the two field goals were his first made baskets since sinking four against Delaware State on Dec. 22
- Equaled a personal best with three steals in win over Rutgers (Jan. 8)
- Posted career bests in scoring (9) and steals (3) in victory over Delaware State (Dec. 22)
- Grabbed a season-best six rebounds while also scoring six points in Iowa's win over Stetson (Dec. 5)
- Led team in assists (5) and steals (2) in season opening win over Kennesaw State
- After going 1-of-4 from 3-point range his entire freshman season, drained both 3-point attempts vs. Seton Hall
- Scored six points, while equaling a career best with two steals against Seton Hall

PRODUCTION TRACKER

	Season	Career
Scored 10+ Points:	0	0
Scored 15+ Points:	0	0
Scored 20+ Points:	0	0
Had 5+ Assists:	1	1
Had 3+ Blocks:	0	0
Had 3+ Steals:	1	1
Made 3+ 3-Pointers:	0	0
Led Team in Scoring:	0	0
Led Team in Rebounding:	0	0
Led Team in Assists:	2	2
Led Team in Steals:	6	7
Led Team in Blocks:	0	0
Double-Double:	0	0



CAREER STATS

YEAR	G/GS	FG-A	PCT	3-PT	PCT	FT-A	PCT	RB	AVG	PF-FO	AS	TO	BK	ST	PTS	AVG
Fresh.	20/0	8-28	.321	2-6	.333	7-9	.778	17	0.9	6-0	6	6	0	4	27	1.4
Soph.	24/6	23-70	.329	2-11	.182	12-21	.571	41	1.7	23-0	39	25	1	19	60	2.5
TOTALS	44/6	32-98	.327	4-17	.235	19-30	.607	58	1.3	29-0	45	31	1	23	87	2.0



GAME-BY-GAME RESULTS

Overall: 14-10 Big Ten: 6-5 Home: 12-3 Away: 1-5 Neutral: 1-2

Date	Opponent	Result	Attend.	Top Scorer	Top Rebounder
Nov. 11	Kennesaw State	W, 91-74	13,007	Peter Jok, 27	Tyler Cook, 10
Nov. 13	Savannah State	W, 116-84	11,371	Brady Ellingson, 23	Wagner/Pemsl, 9
Nov. 17	Seton Hall	L, 83-91	10,391	Peter Jok, 30	Peter Jok, 11
Nov. 20	UT Rio Grande Valley	W, 95-67	11,596	Peter Jok, 27	Nicholas Baer, 7
^ Nov. 25	vs. #6/7 Virginia	L, 41-74	2,196	Peter Jok, 13	Cook/Baer, 6
^ Nov. 26	vs. Memphis	L, 92-100	2,196	Peter Jok, 42	Tyler Cook, 7
Nov. 29	at Notre Dame	L, 78-92	7,660	Jordan Bohannon, 23	Nicholas Baer, 12
Dec. 3	Omaha	L, 89-98	11,618	Peter Jok, 33	Peter Jok, 10
Dec. 5	Stetson	W, 95-68	9,839	Moss/Pemsl, 21	Pemsl, Jok, 8
+ Dec. 8	#25/25 Iowa State	W, 78-64	13,956	Peter Jok, 23	Peter Jok, 9
# Dec. 17	vs. Northern Iowa	W, 69-46	15,028	Peter Jok, 21	Nicholas Baer, 11
Dec. 20	North Dakota	W, 84-73	11,099	Bohannon/Jok, 18	Cordell Pemsl, 11
Dec. 22	Delaware State	W, 89-57	11,886	Peter Jok, 17	Dailey/Uhl, 7
* Dec. 28	at #15/15 Purdue	L, 67-89	14,804	Peter Jok, 13	Nicholas Baer, 7
* Jan. 1	vs. Michigan	W, 86-83 (OT)	13,988	Peter Jok, 25	Cook/Pemsl, 8
* Jan. 5	at Nebraska	L, 90-93 (2OT)	14,939	Peter Jok, 34	Nicholas Baer, 11
* Jan. 8	Rutgers	W, 68-62	11,347	Peter Jok, 18	Peter Jok, 11
* Jan. 12	#17/19 Purdue	W, 83-78	10,752	Peter Jok, 29	Nicholas Baer, 10
* Jan. 15	at Northwestern	L, 54-89	7,732	Kriener/Cook, 14	Tyler Cook, 5
* Jan. 19	#25/25 Maryland	L, 76-84	11,040	Peter Jok, 14	Tyler Cook, 7
* Jan. 25	at Illinois	L, 64-76	11,787	Baer/Wagner, 12	Nicholas Baer, 7
* Jan. 28	Ohio State	W, 85-72	15,138	Brady Ellingson, 17	Nicholas Baer, 8
* Jan. 31	at Rutgers	W, 83-63	4,389	Jordan Bohannon, 17	Cordell Pemsl, 7
* Feb. 5	Nebraska	W, 81-70	13,495	Jordan Bohannon, 15	Nichola Baer, 6

- ^ - Emerald Coast Classic -- Niceville, Florida
- \$ - ACC/Big Ten Challenge
- + - Iowa Corn Cy-Hawk Series
- # - The Hy-Vee Classic -- Des Moines, Iowa
- * - Big Ten Conference Game
- % - Big Ten Tournament -- Washington D.C.

Attendance Summary	Games	Totals	Average
Home	15	180,523	12,034
Away	6	61,311	10,218
Neutral	3	19,420	6,473
Totals	24	261,254	9,575



GAME-BY-GAME STATISTICS

Team	Score	FG-A	PCT	3-PT. FG	PCT	FT-A	PCT	REB	PF	AS	TO	BS	ST
at Iowa	91	30-60	.500	7-22	.318	24-34	.706	39	21	17	17	8	9
Kennesaw State	74	30-70	.429	8-15	.533	6-15	.400	41	25	19	21	1	9
at Iowa	116	42-87	.483	18-43	.419	14-20	.700	52	20	33	15	5	6
Savannah State	84	30-68	.441	11-28	.393	13-24	.542	40	20	21	20	4	12
at Iowa	83	28-61	.459	8-21	.381	19-32	.594	46	24	16	17	2	9
Seton Hall	91	33-65	.508	8-17	.471	17-31	.548	38	24	11	12	2	10
at Iowa	95	32-63	.508	11-29	.379	20-30	.667	38	12	22	16	4	10
UT Rio Grande Valley	67	23-67	.343	9-27	.333	12-14	.857	42	23	13	26	2	5
Iowa	41	15-48	.313	6-23	.261	5-10	.500	34	17	8	18	2	3
vs. #6/7 Virginia	74	29-60	.483	8-17	.471	8-13	.615	36	13	18	5	5	9
Iowa	92	30-55	.545	11-23	.478	21-24	.875	32	17	16	18	4	6
vs. Memphis	100	40-72	.556	7-18	.389	13-20	.650	31	19	17	7	1	9
Iowa	78	27-71	.380	12-35	.343	12-16	.750	32	23	22	6	2	8
at Notre Dame	92	26-55	.473	10-23	.435	30-33	.909	45	17	11	14	6	4
at Iowa	89	27-67	.403	14-34	.412	21-27	.778	39	25	17	15	8	4
Omaha	98	34-71	.479	9-25	.360	21-27	.778	47	22	18	12	2	6
at Iowa	95	36-73	.493	6-23	.261	17-28	.607	52	15	21	5	5	5
Stetson	68	25-72	.347	8-33	.242	10-16	.625	43	23	16	10	3	3
at Iowa	78	26-55	.473	9-22	.409	17-24	.708	42	15	13	13	3	5
#25/25 Iowa State	64	25-70	.357	8-30	.267	6-9	.667	39	25	9	11	1	7
Iowa	69	28-58	.483	6-20	.300	7-9	.778	43	17	14	13	2	4
vs. Northern Iowa	46	15-56	.268	6-26	.231	10-14	.714	21	12	9	11	1	5
at Iowa	84	28-60	.467	5-12	.417	23-34	.676	41	18	17	10	4	8
North Dakota	73	27-65	.415	7-21	.333	12-14	.857	37	24	18	16	1	7
at Iowa	89	29-51	.569	8-20	.400	23-35	.657	39	20	17	17	4	12
Delaware State	57	16-66	.242	6-24	.250	19-26	.731	40	22	9	18	0	7
Iowa	67	25-67	.373	4-17	.235	13-13	1.000	35	14	16	14	1	9
at #15/15 Purdue	87	34-67	.507	12-29	.414	9-10	.900	37	13	27	14	6	7
at Iowa	86	33-69	.478	11-19	.579	9-15	.600	42	13	15	9	3	6
Michigan (OT)	83	34-74	.459	12-35	.343	3-5	.600	39	16	21	8	2	7
Iowa	90	34-77	.442	9-29	.310	13-17	.765	51	23	11	19	8	4
at Nebraska (2OT)	93	32-70	.457	10-23	.435	19-35	.543	42	18	18	14	7	14
at Iowa	68	23-53	.434	6-20	.300	16-23	.696	36	12	16	18	9	10
Rutgers	62	28-73	.384	4-15	.267	2-4	.500	44	22	13	17	3	10
at Iowa	83	34-60	.567	6-14	.429	9-18	.500	35	18	22	10	3	5
#17/19 Purdue	78	23-53	.434	11-28	.393	21-25	.840	28	16	18	11	1	5
Iowa	54	18-51	.353	4-17	.235	14-22	.636	24	13	12	14	0	6
at Northwestern	89	37-62	.597	11-24	.458	4-9	.444	39	18	29	12	4	10
at Iowa	76	25-70	.357	7-28	.250	19-25	.760	40	16	16	16	4	14
#25/25 Maryland	84	30-53	.566	11-23	.478	13-18	.722	37	21	23	21	4	14
Iowa	64	26-65	.400	5-23	.217	7-16	.438	36	19	14	13	4	3
at Illinois	76	26-58	.448	9-19	.474	15-19	.789	38	19	18	12	2	8
at Iowa	85	32-64	.500	10-23	.435	11-20	.550	41	15	21	9	5	5
Ohio State	72	27-63	.429	7-22	.318	11-17	.647	36	19	19	12	0	4
Iowa	83	30-60	.500	11-18	.611	12-19	.632	34	19	24	14	3	15
at Rutgers	63	25-64	.391	4-15	.267	9-14	.643	44	16	16	17	6	6
at Iowa	81	27-58	.466	9-19	.474	18-23	.783	33	17	22	11	4	6
Nebraska	70	27-64	.422	3-20	.150	13-16	.813	41	24	11	14	1	5



SEASON & CAREER BESTS/THE LAST TIME...

Season Bests

Player	Points	3-Pointers	Rebounds	Assists	Blocks	Steals
Nicholas Baer	11, Northern Iowa	3, twice	12, Notre Dame	6, Savannah State	6, Nebraska	4, Rutgers
Jordan Bohannon	23, Notre Dame	7, Notre Dame	5, three times	9, Purdue	1, Nebraska	4, Maryland
Tyler Cook	24, Seton Hall	1, twice	10, Kennesaw State	2, six times	2, Memphis	3, Rutgers
Maishe Dailey	8, Delaware State	2, twice	7, Delaware State	2, Delaware State	1, Savannah State	2, Savannah State
Brady Ellingson	23, Savannah State	5, Ohio State	4, Ohio State, '17	5, twice	---	1, seven times
Peter Jok	42, Memphis	8, Memphis	11, twice	8, Purdue	1, Purdue	4, Maryland
Dale Jones	---	---	2, Maryland	1, Seton Hall	---	---
Ryan Kriener	14, twice	1, Northwestern	7, Ohio State	2, twice	3, UTRGV	1, four times
Isaiah Moss	21, Stetson	5, Stetson	6, Stetson	5, Notre Dame	2, Savannah State	2, twice
Cordell Pemsil	21, Stetson	---	11, North Dakota	5, Ohio State	3, Rutgers	3, Michigan
Charlie Rose	---	---	1, Kennesaw State	1, Delaware State	---	---
Dom Uhl	9, Virginia	1, eight times	10, Seton Hall	6, Ohio State	5, Rutgers	1, five times
Ahmad Wagner	12, four times	---	9, Savannah State	5, Northwestern	4, Kennesaw State	3, Rutgers
Christian Williams	9, Delaware State	2, Seton Hall	6, Stetson	5, Kennesaw State	1, Kennesaw State	3, twice

Career Bests

Player	Points	3-Pointers	Rebounds	Assists	Blocks	Steals
Nicholas Baer	19, Tenn. Tech, '15	4, UMKC, '15	12, Notre Dame '16	6, Savannah St, '16	6, twice	4, Rutgers, '17
Jordan Bohannon	23, Notre Dame	7, Notre Dame '16	5, three times	9, Purdue, '17	1, Nebraska '17	4, Maryland, '17
Tyler Cook	24, Seton Hall, '16	1, twice	10, KSU, '16	2, six times	2, Memphis, '16	3, Rutgers, '17
Maishe Dailey	8, Delaware St, '16	2, twice	7, Delaware St, '16	1, twice	1, Savannah St, '16	2, Savannah St, '16
Brady Ellingson	23, Savannah St, '16	5, Ohio State, '17	4, Ohio State, '17	5, twice	---	1, thirteen times
Peter Jok	42, Memphis, '16	8, Memphis, '16	11, Seton Hall, '16	8, Purdue, '17	1, eight times	4, twice
Dale Jones	16, Coppin St, '15	4, Coppin St, '15	7, Coppin St, '15	2, Coppin St, '15	1, twice	1, Dayton, '15
Ryan Kriener	14, twice	1, NU, '17	7, Ohio State	2, twice	3, UTRGV, '16	1, four times
Isaiah Moss	21, Stetson, '16	5, Stetson, '16	6, Stetson, '16	5, Notre Dame	2, Savannah St, '16	2, twice
Cordell Pemsil	21, Stetson, '16	---	11, North Dakota, '16	5, Ohio State, '17	3, Rutgers, '17	3, Michigan
Charlie Rose	3, NDSU, '14	1, NDSU, '14	1, KSU, '16	1, twice	---	---
Dom Uhl	18, Coppin St, '15	3, Coppin St, '15	10, twice	6, Ohio State, '17	5, Rutgers, '17	3, Marquette, '15
Ahmad Wagner	12, four times	---	9, twice	5, Northwestern, '17	4, KSU, '16	3, Northwestern, '16
Christian Williams	8, Indiana, '16	2, Seton Hall, '16	6, Stetson, '16	5, KSU, '16	1, KSU, '16	3, twice

The Last Time a Player . . .

Had 30 or more points

Iowa -- 34, Peter Jok vs. Nebraska, 1/5/17
Opponent -- 34, Glynn Watson, Jr., Nebraska, 1/5/17

Made at least 90% of his FGA (10 att.)

Iowa -- .900 (9-10), Aaron White vs. Md. Eastern Shore, 11/14/13
Opponent -- .900 (9-10), E.J. Singler, Oregon, 3/18/12

Made 100% of his FTA (10 att.)

Iowa -- 1.000 (10-10), Peter Jok vs. North Dakota, 12/20/16
Opponent -- 1.000 (12-12), Bonzie Colson, Notre Dame, 11/29/16

Had 15 or more rebounds

Iowa -- 18, Adam Woodbury vs. Wisconsin, 2/24/16
Opponent -- 17, Bonzie Colson, Notre Dame 11/29/16

Had 10 or more assists

Iowa -- 11, Mike Gesell vs. Michigan, 3/5/16
Opponent -- 11, Tra-Deon Hollins, Omaha, 12/3/16

Had 5 or more blocks

Iowa -- 5, Dom Uhl vs. Rutgers, 1/8/17
Opponent -- 5, Alex Olah, Northwestern, 2/15/15

Had 5 or more steals

Iowa -- 5, Mike Gesell at Penn State, 2/28/15
Opponent -- 6, Justin Jackson, Maryland, 1/19/17

The Last Time a Team . . .

Scored 100 or more points

Iowa -- 116 vs. Savannah State, 11/13/16
Opponent -- 100 by Memphis, 11/26/16

Scored 40 or fewer points

Iowa -- 40 at Wisconsin, 3/3/10
Opponent -- 39 by UNC Wilmington, 11/8/13

Won an overtime game

Iowa -- 86-83 (OT) vs. Michigan, 1/1/17
Opponent -- 93-90 (2OT) by Nebraska, 1/5/17

Made at least 60% of its FGA (20 att.)

Iowa -- .643 (27-42) vs Maryland, 2/8/15
Opponent -- .615 (32-52) by Gonzaga, 3/22/15

Made at least 50% of its 3-pt. FGA (8 att.)

Iowa -- .611 (11-18) vs. Rutgers, 1/31/17
Opponent -- .533 (8-15) by Kennesaw State, 11/11/16

Made at least 90% of its FTA (10 att.)

Iowa -- 1.000 (13-13) at Purdue, 12/28/16
Opponents -- .939 (15-16) by Illinois, 2/25/15



SEASON HIGHS & LOWS/SPECIALITY STATS

CATEGORY	IOWA		OPPONENTS	
<u>Points</u>	High	116 Savannah State	100	Memphis
	Low	41 Virginia	46	Northern Iowa
<u>FG Made</u>	High	42 Savannah State	40	Memphis
	Low	15 Virginia	15	Northern Iowa
<u>FG Att.</u>	High	87 Savannah State	74	Michigan
	Low	48 Virginia	53	2x, last by Maryland
<u>FG%</u>	High	.569 Delaware State	.597	Northwestern
	Low	.313 Virginia	.242	Delaware State
<u>3FG Made</u>	High	18 Savannah State	12	2x, last by Michigan
	Low	4 2x, last vs. Northwestern	3	Nebraska
<u>3FG Att.</u>	High	43 Savannah State	35	Michigan
	Low	12 North Dakota	15	3x, last by Rutgers
<u>3FG%</u>	High	.611 Rutgers	.533	Kennesaw State
	Low	.235 2x, last vs. Northwestern	.150	Nebraska
<u>FTM</u>	High	24 Kennesaw State	30	Notre Dame
	Low	5 Virginia	2	Rutgers
<u>FTA</u>	High	35 Delaware State	35	Nebraska
	Low	9 Northern Iowa	4	Rutgers
<u>FT% (min. 10)</u>	High	1.000 Purdue	.909	Notre Dame
	Low	.438 Illinois	.400	Kennesaw State
<u>Off. Reb.</u>	High	20 Maryland	19	3x, last by Rutgers
	Low	5 Delaware State	6	2x, last by Maryland
<u>Def. Reb.</u>	High	37 Stetson	31	Maryland
	Low	22 3x, last vs. Nebraska	18	Memphis
<u>Total Reb.</u>	High	52 2x, last vs. Stetson	47	Omaha
	Low	24 Northwestern	28	Purdue
<u>Assists</u>	High	33 Savannah State	29	Northwestern
	Low	8 Virginia	9	3x, last by Delaware State
<u>Steals</u>	High	15 Rutgers	14	2x, last by Maryland
	Low	3 2x, last vs. Illinois	3	Stetson
<u>Blocks</u>	High	9 Rutgers	7	Nebraska
	Low	0 Northwestern	0	Ohio State
<u>Turnovers</u>	High	19 Nebraska	26	UT Rio Grande Valley
	Low	5 Stetson	5	Virginia
<u>Fouls</u>	High	25 Omaha	25	2x, last by Iowa State
	Low	12 2x, last vs. Rutgers	12	Northern Iowa

GAME-BY-GAME SPECIALTY STATS

Date	Opponent	Pts. Off	Pts. in	2nd	Bench
		TO's	Paint	Chance	Points
		IA-Opp.	IA-Opp.	IA-Opp.	IA-Opp.
11/11	Kennesaw State	27-11	34-30	14-14	36-20
11/13	Savannah State	29-16	44-38	23-8	76-42
11/17	Seton Hall	15-21	24-50	9-10	9-28
11/20	UTRGV	41-9	32-24	7-16	39-22
11/25	vs. #6/7 Virginia	3-19	12-32	7-18	9-31
11/26	vs. Memphis	11-21	32-54	11-20	20-16
11/29	at Notre Dame	19-7	22-24	5-12	9-12
12/3	Omaha	14-14	26-40	13-20	9-37
12/5	Stetson	8-5	50-20	23-9	28-35
12/8	#25/25 Iowa State	9-5	28-24	3-11	18-19
12/17	vs. Northern Iowa	8-5	34-14	11-1	19-16
12/20	North Dakota	20-16	30-38	10-10	29-9
12/22	Delaware State	33-12	38-16	4-13	21-0
12/28	at #15/15 Purdue	20-7	38-40	5-2	38-21
1/1	Michigan	8-11	36-36	13-15	18-22
1/5	at Nebraska	20-26	38-36	27-5	9-14
1/8	Rutgers	15-19	26-40	7-13	17-15
1/12	#17/19 Purdue	12-5	40-20	12-9	20-25
1/15	at Northwestern	6-16	18-42	5-9	26-16
1/19	#25/25 Maryland	30-19	32-36	19-7	8-7
1/25	at Illinois	10-9	38-18	13-6	40-31
1/28	Ohio State	18-6	34-38	17-6	44-20
1/31	at Rutgers	20-12	38-40	18-8	33-32
2/5	Nebraska	13-14	34-40	7-22	33-14
AVG.		17.0	32.4	11.8	24.4

IOWA AND OPPONENT INDIVIDUAL HIGH PERFORMANCES

CATEGORY	IOWA	OPPONENTS
<u>Points</u>	42	Peter Jok vs. Memphis 35
<u>Field Goals Made</u>	12 (12-24)	Peter Jok at Nebraska 15
<u>Field Goals Attempted</u>	24 (12-24)	Peter Jok at Nebraska 22
<u>Field Goal Percentage (min. 5 made)</u>	1.000 (7-7)	Cordell Pemsil vs. Savannah State .818 (9-11)
<u>3-Point Field Goals Made</u>	8 (8-11)	Peter Jok vs. Memphis 7
<u>3-Point Field Goals Attempted</u>	15 (7-15)	Jordan Bohannon vs. Notre Dame 12 (5-12)
<u>3-Point Field Goals Pct. (min. 4 made)</u>	.727 (8-11)	Peter Jok vs. Memphis .875 (7-8)
<u>Free Throws Made</u>	12 (12-12)	2x, last by Peter Jok vs. Omaha 12
<u>Free Throws Attempted</u>	12	3x, last by Peter Jok vs. Omaha 12
<u>Free Throw Pct. (min. 7 made)</u>	1.000 (12-12)	2x, last by Peter Jok vs. Omaha 1.000 (8-8)
<u>Offensive Rebounds</u>	6	2x, last by Tyler Cook vs. Maryland 6
<u>Defensive Rebounds</u>	10	Peter Jok vs. Rutgers 11
<u>Total Rebounds</u>	12	Nicholas Baer vs. Notre Dame 17
<u>Assists</u>	9	Jordan Bohannon vs. Purdue 11
<u>Steals</u>	4	3x, last by Nicholas Baer 6
<u>Blocks</u>	6	Nicholas Baer at Nebraska 3
<u>Turnovers</u>	5	3x, last by Peter Jok at Nebraska 8
		Dedric Lawson (Memphis)
		Dedric Lawson (Memphis)
		Dedric Lawson (Memphis)
		Bryant McIntosh (Northwestern)
		2x, last by Glynn Watson, Jr. (Nebraska)
		Antonio Green (UTRGV)
		Glynn Watson, Jr. (Nebraska)
		Bonzie Colson (Notre Dame)
		2x, last by Tai Webster (Nebraska)
		2x, last by Vincent Edwards (Purdue)
		4x, last by Mike Williams (Rutgers)
		Bonzie Colson (Notre Dame)
		Bonzie Colson (Notre Dame)
		Tra-Deon Hollins (Omaha)
		Justin Jackson (Maryland)
		3x, last by Michael Jacobson (Nebraska)
		Anthony Cowan (Maryland)



2016-17 IOWA RECORD WHEN...

When playing at home:	12-3	When leading at the half:	11-1	When wearing White:	13-4
When playing on the road:	1-5	When trailing at the half:	1-9	When wearing Black:	1-5
When playing on a neutral court:	1-2	When tied at the half:	1-0	When wearing Gold:	0-1
When Iowa scores 100 points or more:	1-0	Iowa field goal percentage at home:	452-951	.475	
When Iowa scores 90-99 points:	3-2	Iowa field goal percentage on road:	233-552	.422	
When Iowa scores 80-89 points:	7-2	Iowa 3-point percentage at home:	135-349	.386	
When Iowa scores 70-79 points:	1-2	Iowa 3-point percentage on road:	68-205	.331	
When Iowa scores under 70 points:	2-4	Iowa free throw percentage at home:	260-388	.670	
		Iowa free throw percentage on road:	104-146	.712	
When opponent scores 100 points or more:	0-1	On Sunday:	5-1		
When opponent scores 90-99 points:	0-4	On Monday:	1-0		
When opponent scores 80-89 points:	2-3	On Tuesday:	2-1		
When opponent scores 70-79 points:	5-2	On Wednesday:	0-2		
When opponent scores 60-69 points:	5-0	On Thursday:	3-3		
When opponent scores fewer than 60 points:	2-0	On Friday:	1-1		
		On Saturday:	2-2		
When Iowa shoots at least 50% from the field:	5-1	On BTN:	7-5		
When Iowa shoots less than 50% from the field:	9-9	On CBS:	0-0		
When opponent shoots at least 50% from the field:	0-4	On ESPN:	0-1		
When opponent shoots less than 50% from the field:	14-6	On ESPN2:	2-1		
When Iowa has higher FG% than opponent:	14-0	On ESPNU:	1-0		
When opponent has higher FG%:	0-10	On ESPN3:	1-0		
When FG% is equal:	0-0	On FS1:	0-0		
		On CBS SN:	0-2		
		On NBC SN:	0-0		
		truTV:	0-0		
When Iowa outrebounds opponent:	8-3	Most Points, First Half: 59 vs. Savannah State			
When opponent has more rebounds:	6-7	Fewest Points, First Half: 19 vs. Virginia			
When rebounds are equal:	0-0	Most Points Allowed, First Half: 54 vs. Memphis			
When Iowa shoots at least 80% from the line:	0-2	Fewest Points Allowed, First Half: 16 vs. Northern Iowa			
When Iowa shoots less than 80% from the line:	14-8	Most Points, Second Half: 57 Savannah State			
When opponent shoots at least 80% from the line:	4-2	Fewest Points, Second Half: 22 vs. Virginia/ Northwestern			
When opponent shoots less than 80% from the line:	10-8	Most Points Allowed, Second Half: 51 vs. Notre Dame			
When Iowa shoots more free throws than opponent:	10-5	Fewest Points Allowed, Second Half: 30, twice			
When opponent shoots more free throws:	4-4	Largest Halftime Advantage: 23 vs. Delaware State			
When free throws attempts are equal:	0-1	Largest Halftime Deficit: 24 at Purdue			
When Iowa has higher FT% than opponent:	5-6				
When opponent has higher FT%:	8-3				
When FT% is equal:	1-1				
When Iowa shoots at least 50% from 3-point range:	2-0				
When Iowa shoots less than 50% from 3-point range:	12-10				
When opponent shoots at least 50% from 3-point range:	1-0				
When opponent shoots less than 50% from 3-point range:	12-10				
When Iowa has a higher 3-point FG% than opponent:	12-2				
When opponent has a higher 3-point FG%:	2-8				
When 3-point FG% is equal:	0-0				
When Iowa has more assists than opponent:	11-2				
When opponent has more assists:	3-8				
When assists are equal:	0-0				
When Iowa has fewer turnovers than opponent:	10-2				
When opponent has fewer turnovers:	4-7				
When turnovers are equal:	0-1				
When Iowa has more steals than opponent:	7-2				
When opponent has more steals:	4-7				
When steals are equal:	3-1				



UNDER McCAFFERY.. IOWA RECORD WHEN..

When playing at home:	92-28	When leading at the half:	113-28	When wearing White:	85-31
When playing on the road:	26-45	When trailing at the half:	15-66	When wearing Black:	31-58
When playing on a neutral court:	14-22	When tied at the half:	3-1	When wearing Gold:	15-6

When Iowa scores 100 points or more:	6-0	Iowa field goal percentage at home:	3199-6939	.461
When Iowa scores 90-99 points:	15-3	Iowa field goal percentage on road:	2652-6246	.424
When Iowa scores 80-89 points:	41-8	Iowa 3-point percentage at home:	754-2125	.354
When Iowa scores 70-79 points:	46-25	Iowa 3-point percentage on road:	630-1897	.332
When Iowa scores under 70 points:	24-60	Iowa free throw percentage at home:	2096-2919	.718
		Iowa free throw percentage on road:	1490-2084	.714

When opponent scores 100 points or more:	0-3	On Sunday:	24-18
When opponent scores 90-99 points:	1-12	On Monday:	10-2
When opponent scores 80-89 points:	2-22	On Tuesday:	19-14
When opponent scores 70-79 points:	32-34	On Wednesday:	13-16
When opponent scores 60-69 points:	42-23	On Thursday:	17-22
When opponent scores fewer than 60 points:	55-2	On Friday:	14-10
		On Saturday:	33-13

When Iowa shoots at least 50% from the field:	37-7	On BTN:	53-48
When Iowa shoots less than 50% from the field:	95-89	On CBS:	1-2
When opponent shoots at least 50% from the field:	3-39	On ESPN:	8-13
When opponent shoots less than 50% from the field:	129-57	On ESPN2:	10-11
When Iowa has higher FG% than opponent:	117-16	On ESPNU:	14-8
When opponent has higher FG%:	14-77	On FS1:	1-0
When FG% is equal:	2-2	On Mediacom:	12-0

When Iowa outrebounds opponent:	99-37	On CBS SN:	1-3
When opponent has more rebounds:	31-56	On NBC SN:	2-1
When rebounds are equal:	2-3	truTV:	1-0

When Iowa shoots at least 80% from the line:	32-20	Most Points, First Half: 59 vs. Savannah State, '16
When Iowa shoots less than 80% from the line:	100-76	Fewest Points, First Half: 14 vs. Indiana, '13
When opponent shoots at least 80% from the line:	26-20	Most Points Allowed, First Half: 55 vs. Michigan State, '12
When opponent shoots less than 80% from the line:	107-75	Fewest Points Allowed, First Half: 12 vs. UNC Wilmington, '13
When Iowa shoots more free throws than opponent:	108-40	Most Points, Second Half: 58 vs. SIU-Edwardsville, '10
When opponent shoots more free throws:	18-52	Fewest Points, Second Half: 15 vs. Northern Iowa, '14
When free throws attempts are equal:	6-4	Most Points Allowed, Second Half: 61 at Oregon, '12
When Iowa has higher FT% than opponent:	88-42	Fewest Points Allowed, Second Half: 16 vs. UNI, '10
When opponent has higher FT%:	41-51	Largest Halftime Advantage: 37 vs. Arkansas-Pine Bluff, '13
When FT% is equal:	3-3	Largest Halftime Deficit: 25 vs. Villanova, '16

When Iowa shoots at least 50% from 3-point range:	16-6
When Iowa shoots less than 50% from 3-point range:	115-91
When opponent shoots at least 50% from 3-point range:	2-16
When opponent shoots less than 50% from 3-point range:	130-80
When Iowa has a higher 3-point FG% than opponent:	96-31
When opponent has a higher 3-point FG%:	32-67
When 3-point FG% is equal:	0-1

When Iowa has more assists than opponent:	100-24
When opponent has more assists:	27-64
When assists are equal:	5-7

When Iowa has fewer turnovers than opponent:	91-35
When opponent has fewer turnovers:	35-50
When turnovers are equal:	7-10
When Iowa has more steals than opponent:	83-35
When opponent has more steals:	38-52
When steals are equal:	11-8



IOWA SUPERLATIVES UNDER McCAFFERY

TEAM

Most Points Scored

1. **116 -- Savannah State (11/13/16)**
2. 111 -- SIU Edwardsville (11/26/10)
3. 109 -- Md. Eastern Shore (11/14/13)
4. 105 -- Central Arkansas (12/19/11)
5. 103 -- Coppin State (11/15/15)
- 103 -- Abilene Christian (11/17/13)

Fewest Points Allowed

1. 36 -- Howard (11/15/12)
2. 39 -- UNC Wilmington (11/8/13)
- 39 -- Northern Iowa (12/7/10)
4. 40 -- Louisiana Monroe (11/16/10)
5. 41 -- Abilene Christian (11/17/13)

Field Goals Made

1. **42 -- Savannah State (11/13/16)**
- 42 -- Central Arkansas (12/19/11)
3. 40 -- Coppin State (11/15/15)
4. 38 -- Abilene Christian (11/17/13)
5. 37 -- SIU Edwardsville (11/26/10)
- 37 -- Oregon (3/18/12)

Field Goals Attempted

1. **87 -- Savannah State (11/13/16)**
2. **77 -- Nebraska (1/5/17)**
- 79 -- Oregon (3/18/12)
4. 76 -- Central Arkansas (12/19/11)
- 76 -- South Dakota (12/4/12)
6. 74 -- Wisconsin (2/6/13)

Field Goal Percentage (20 Made)

1. .643 -- Maryland (2/8/15)
2. .630 -- Indiana (1/29/12)
3. .627 -- Michigan (2/5/15)
4. .623 -- Abilene Christian (11/17/13)
5. .617 -- Arkansas-Pine Bluff (12/22/13)

3-Point Field Goals Made

1. **18 -- Savannah State (11/13/16) ***
2. **14 -- Omaha (12/3/16)**
3. 13 -- Northern Illinois (11/17/11)
4. 12 -- UMKC (12/5/15)
- 12 -- Dayton (11/26/15)
- 12 -- Marquette (11/19/15)
- 12 -- Coppin State (11/15/15)
- 12 -- Northern Iowa (12/15/12)

3-Point Field Goals Attempted

1. **43 -- Savannah State (11/13/16) ***
2. **35 -- Notre Dame (11/29/16)**
3. **34 -- Omaha (12/3/16)**
4. 30 -- Tennessee Tech (12/22/15)
- 30 -- Longwood (11/29/14)
6. **29 -- Nebraska (1/5/17)**
- 29 -- UT Rio Grande Valley (11/20/16)
- 29 -- Rutgers (1/21/16)

3-Point FG Percentage (10 Made)

1. .619 (13-21) Northern Illinois (11/17/11)
2. **.611 (11-18) Rutgers (1/31/17)**
3. .588 (10-17) Arkansas-Pine Bluff (12/22/13)
- .588 (10-17) Michigan (2/1/14)
5. **.579 (11-19) Michigan (1/1/17)**

Free Throws Made

1. 38 -- Nebraska-Omaha (11/10/13)
2. 32 -- Md. Eastern Shore (11/14/13)
3. 31 -- Penn State (2/15/14)
- 31 -- Wichita State (11/21/12)
- 31 -- Penn State (1/31/13)
- 31 -- Nebraska (1/5/15)

Free Throws Attempted

1. 49 -- Nebraska-Omaha (11/10/13)
2. 43 -- UM Eastern Shore (11/14/13)
- 43 -- Michigan State (1/28/14)
4. 40 -- Penn (11/22/13)
- 40 -- Penn State (2/15/14)

Free Throw Percentage (10 Made)

1. 1.000 (15-15) Virginia (3/27/13)
2. **1.000 (13-13) Purdue (12/28/16)**
3. .929 (26-28) North Florida (12/22/14)
4. .926 (25-27) Penn State (2/28/15)
5. .923 (12-13) Iowa State (12/12/14)
6. .917 (11-12) Michigan St (3/15/13)

Most Rebounds

1. 57 -- Md. Eastern Shore (11/14/13)
2. 56 -- UNC Wilmington (11/8/13)
- 56 -- Brown (12/3/11)
- 56 -- SC State (12/19/12)
5. 54 -- Fairleigh Dickinson (12/9/13)
- 54 -- Coppin State (12/22/12)

Most Assists

1. **33 -- Savannah State (11/13/16)**
2. 32 -- Central Arkansas (12/19/11)
3. 31 -- Coppin State (11/15/15)
4. 26 -- Northern Illinois (11/17/11)
5. 25 -- Abilene Christian (11/17/13)

Most Steals

1. 19 -- SIU Edwardsville (11/26/10)
2. 16 -- UMBC (12/6/14)
3. **15 -- Rutgers (1/31/17)**
4. 14 -- Marquette (11/19/15)
- 14 -- Penn (11/22/13)
- 14 -- Idaho St (12/4/10)
- 14 -- Chicago St (11/11/11)
8. 13 -- Rutgers (2/19/15)
- 13 -- IPFW (11/26/11)
- 13 -- UT-Pan American (11/9/12)

Most Blocked Shots

1. 14 -- Drake (12/19/15) *
2. 13 -- Illinois (3/5/13)
3. 12 -- UNC Wilmington (11/8/13)
- 12 -- Northern Illinois (11/26/14)
5. 11 -- Michigan State (12/29/15)
6. 10 -- Penn State (2/15/14)
- 10 -- UT-Pan American (11/9/12)

Fewest Turnovers

1. 3 -- Temple (3/18/16)
- 3 -- Drake (12/19/15)
3. 4 -- Michigan (1/17/16)
- 4 -- Northwestern (2/15/15)
5. 5 -- Stetson (12/5/16)
- 5 -- Davidson (3/20/15)
- 5 -- Abilene Christian (11/17/13)
- 5 -- Drake (12/7/13)
- 5 -- UTEP (11/29/13)
- 5 -- Purdue (3/2/14)
- 5 -- Boise St (12/22/11)
12. **6 -- Notre Dame (11/29/16)**
- 6 -- UMKC (12/5/15)
- 6 -- Michigan (2/5/15)
- 6 -- Northwestern (3/7/15)
- 6 -- Penn State (2/15/14)
- 6 -- Tennessee (3/19/14)
- 6 -- Illinois (3/8/12)

* -- denotes school record

INDIVIDUAL

Most Points:

1. **42 -- Peter Jok vs. Memphis (11/26/16)**
2. **34 -- Peter Jok vs. Nebraska (1/5/17)**
3. **33 -- Peter Jok vs. Omaha (12/3/16)**
- 33 -- Matt Gatens vs Wisconsin (2/23/12)
5. 32 -- Jarrod Uthoff vs. Iowa State (12/10/15)
6. 31 -- Devyn Marble vs Oregon (3/18/12)
7. 30 -- Matt Gatens vs Indiana (2/19/12)
- 30 -- Devyn Marble vs. UNI (12/15/12)
- 30 -- Devyn Marble vs. Xavier (11/28/13)
- 30 -- **Peter Jok vs. Seton Hall (11/17/16)**

Field Goals Made

1. 12 -- Jarrod Uthoff vs. Iowa State (12/10/15)
- 12 -- Matt Gatens vs Wisconsin (2/23/12)
- 12 -- **Peter Jok vs. Nebraska (1/5/17)**
4. 11 -- Jarrod Uthoff vs. Michigan (3/5/16)
- 11 -- Aaron White vs. Davidson (3/20/15)
- 11 -- Aaron White vs. Iowa State (12/13/13)
- 11 -- **Peter Jok vs. Memphis (11/26/16)**
- 11 -- **Peter Jok vs. Seton Hall (11/17/16)**
- 11 -- **Peter Jok vs. Kennesaw St. (11/11/16)**
- 11 -- **Peter Jok vs. Purdue (1/12/17)**

Field Goals Attempted

1. 24 -- Devyn Marble vs. Wisconsin (1/5/14)
- 24 -- **Peter Jok vs. Nebraska (1/5/17)**
- 23 -- Devyn Marble vs. Xavier (11/28/13)
- 23 -- Devyn Marble vs. Villanova (11/30/13)
5. 21 -- Jarrod Uthoff vs. Temple (3/18/16)
- 21 -- Matt Gatens vs. Minnesota (1/16/11)
- 21 -- **Peter Jok vs. Seton Hall (11/17/16)**
- 21 -- **Peter Jok vs. Omaha (12/3/16)**

3-Point FG Made

1. **8 -- Peter Jok vs. Memphis (11/26/16)**
2. **7 -- Jordan Bohannon vs Notre Dame (11/29/16)**
- 7 -- Devyn Marble vs Oregon (3/18/12)
- 7 -- Matt Gatens vs Wisconsin (2/23/12)
- 7 -- Matt Gatens vs Indiana (2/19/12)
6. **6 -- Jordan Bohannon vs. Omaha (12/3/16)**
- 6 -- Devyn Marble vs. SCSU (12/19/12)
- 6 -- Devyn Marble vs. Michigan (2/8/14)
- 6 -- Josh Oglesby at Indiana (1/12/12)

3-Point Field Goals Attempted

1. **15 -- Jordan Bohannon at Notre Dame (12/3/16)**
2. **12 -- Jordan Bohannon vs. Omaha (12/3/16)**
3. **11 -- Peter Jok at Notre Dame (11/29/16)**
- 11 -- **Peter Jok vs. Memphis (11/26/16)**
- 11 -- **Peter Jok vs. Nebraska (1/5/17)**
- 11 -- Peter Jok vs. Penn State (2/17/16)
- 11 -- Jarrod Uthoff vs. N'western (2/15/15)
- 11 -- Josh Oglesby at Wisconsin (2/6/13)

Free Throws Made

1. 14 -- Roy Devyn Marble vs. UNI (12/15/12)
- 14 -- Aaron White vs. Texas (11/20/14)
3. 13 -- Aaron White vs. Wisconsin (1/19/13)
4. **12 -- Peter Jok vs. Omaha (12/3/16)**
- 12 -- **Peter Jok vs. Memphis (11/26/16)**
- 12 -- Devyn Marble vs. Indiana (12/31/12)
- 12 -- Aaron White vs. Nebraska (1/5/15)
- 12 -- Gabriel Olaseni vs. Nebraska (1/5/15)

Most Rebounds:

1. 18 -- Adam Woodbury vs. Wisconsin (2/24/16)
2. 17 -- Aaron White vs. Iowa State (12/13/13)
3. 16 -- Gabriel Olaseni at Purdue (1/24/15)
4. 15 -- Jarrod Uthoff vs. Minnesota (2/14/16)
- 15 -- Adam Woodbury vs. Indiana (2/11/16)
- 15 -- Adam Woodbury vs. Penn State (2/3/16)
- 15 -- Aaron White vs. Omaha (11/10/13)
- 15 -- Jarryd Cole vs. UNI (12/7/10)

Most Assists

1. 12 -- Mike Gesell vs. Minnesota (2/14/16)
- 12 -- Mike Gesell vs. Coppin State (11/15/15)
3. 11 -- Mike Gesell vs. Michigan (3/5/16)
- 11 -- Devyn Marble vs. Wisconsin (2/22/14)
- 11 -- Bryce Cartwright vs Dayton (3/13/12)
6. 10 -- Mike Gesell vs. Nebraska (1/5/16)
- 10 -- Mike Gesell vs. Tenn. Tech (12/22/15)
- 10 -- Bryce Cartwright at Oregon (3/18/12)
- 10 -- Bryce Cartwright vs Mich St (2/2/11)

Most Steals

1. 7 -- Eric May vs SIUE (11/26/10)
2. 6 -- Roy Devyn Marble vs. Penn (11/22/13)
- 6 -- Eric May at Wake Forest (11/30/10)
4. 5 -- Jarryd Cole at Mich St (3/2/11)
- 5 -- Matt Gatens vs Idaho St (12/4/10)
- 5 -- Aaron White vs. North Florida (12/22/14)
- 5 -- Mike Gesell at Penn State (2/28/15)

Most Blocks

1. 7 -- Melsahn Basabe vs. Iowa St (12/10/10)
- 7 -- Gabriel Olaseni vs. Illinois (3/5/13)
3. **6 -- Nicholas Baer at Nebraska (1/5/17)**
- 6 -- Jarrod Uthoff vs. Minnesota (2/14/16)
- 6 -- Jarrod Uthoff vs. Michigan State (12/29/15)
- 6 -- Nicholas Baer vs. Drake (12/19/15)
- 6 -- Melsahn Basabe vs Ohio St (1/4/11)

Game 13 - Iowa 89, Delaware State 57

Official Basketball Box Score -- Game Totals -- Final Statistics
Delaware State vs Iowa
12/22/16 8:05 p.m. at Carver-Hawkeye Arena - Iowa City, IA

Delaware State 57 • 3-11

#	Player	Total			3-Ptr			Rebounds			PF	TP	A	TO	Blk	Stl	Min.
		FG	FGA	FT	FG	FGA	FT	FTA	Off	Def							
10	Waller, Kavon	r	2-7	1-3	2-2	5	3	8	2	7	2	2	0	0	23		
44	Mallory, DeV Vaughn	r	3-9	0-0	1-2	5	1	6	5	7	0	2	0	3	21		
50	Onifade, Demola	c	0-6	0-0	0-2	1	2	3	5	0	0	1	0	0	19		
01	Haywood, DeAndre	g	2-10	0-3	3-4	1	3	4	1	7	1	2	0	1	26		
22	Morgan, Devin	g	7-16	4-10	6-6	0	0	0	2	24	2	1	0	2	38		
03	Lewis, Joe	g	0-3	0-1	1-2	1	3	4	1	1	0	3	0	0	12		
05	Gantz, Kobe	g	0-3	0-3	0-0	0	0	0	3	0	3	4	0	0	20		
20	Gasevic, Mrdjan	g	0-6	0-0	3-4	4	6	10	3	3	0	1	0	1	15		
21	Rayson, Dana	g	0-2	0-2	2-2	0	0	0	0	2	1	2	0	0	12		
24	Tavakalyan, Artem	g	2-4	1-2	1-2	0	2	2	0	6	0	0	0	0	14		
	Team					1	2	3									
Totals			16-66	6-24	19-26	18	22	40	22	57	9	18	0	7	200		

FG % 1st Half: 5-33 15.2% 2nd half: 11-33 33.3% Game: 16-66 24.2%
3FG % 1st Half: 2-12 16.7% 2nd half: 4-12 33.3% Game: 6-24 25.0%
FT % 1st Half: 8-10 80.0% 2nd half: 11-16 68.8% Game: 19-26 73.1%

Iowa 89 • 8-5

#	Player	Total			3-Ptr			Rebounds			PF	TP	A	TO	Blk	Stl	Min.
		FG	FGA	FT	FG	FGA	FT	FTA	Off	Def							
00	Wagner, Ahmad	r	5-5	0-0	2-6	1	3	4	2	12	3	1	2	2	22		
35	Pemsl, Cordell	r	2-3	0-0	4-5	1	2	3	3	8	2	2	1	2	20		
03	Bohannon, Jordan	g	2-5	1-2	0-0	0	1	1	0	5	2	0	1	2	20		
04	Moss, Isaiah	g	3-5	0-2	4-5	0	2	2	3	10	0	4	0	1	16		
14	Jok, Peter	g	5-11	3-6	4-4	0	2	2	1	17	1	0	0	3	15		
01	Dailey, Maishe	g	3-8	2-7	0-0	1	6	7	0	8	2	1	0	0	21		
10	Williams, Christian	g	4-6	0-1	1-2	0	0	0	1	9	2	2	0	3	24		
11	Rose, Charlie	g	0-0	0-0	0-0	0	0	0	0	1	0	0	0	0	1		
15	Kriener, Ryan	g	2-2	0-0	1-3	1	5	6	3	5	0	1	0	0	14		
24	Ellingson, Brady	g	2-3	2-2	2-2	0	1	1	2	8	0	1	0	0	18		
25	Uhl, Dom	g	1-2	0-0	5-8	1	6	7	2	7	1	2	0	0	20		
51	Baer, Nicholas	g	0-1	0-0	0-0	0	4	4	3	0	0	1	1	0	9		
	Team					0	2	2									
Totals			29-51	8-20	23-35	5	34	39	20	89	17	17	4	12	200		

FG % 1st Half: 14-27 51.9% 2nd half: 15-24 62.5% Game: 29-51 56.9%
3FG % 1st Half: 5-12 41.7% 2nd half: 3-8 37.5% Game: 8-20 40.0%
FT % 1st Half: 10-16 62.5% 2nd half: 13-19 68.4% Game: 23-35 65.7%

Officials: Rob Riley, Bill Ek, Brooks Wells
Technical fouls: Delaware State-None. Iowa-None.
Attendance: 11886
Fouled out - Delaware State: Mallory (11:14), Onifade (03:06)

Score by periods	1st	2nd	Total
Delaware State	20	37	57
Iowa	43	46	89

Last FG - DSU 2nd-00:05, IOWA 2nd-00:20.
Largest lead - DSU None, IOWA by 35 2nd-00:20.
DSU led for 00:00. IOWA led for 39:33. Game was tied for 00:27.

Points	In	Off	2nd	Fast	Bench
DSU	16	12	13	0	12
IOWA	38	33	4	21	37

Score tied - 0 times.
Lead changed - 0 times.

Game 14 - #15 Purdue 89, Iowa 67

Official Basketball Box Score -- Game Totals -- Final Statistics
Iowa vs Purdue
12/28/16 8:35 PM at Mackey Arena - West Lafayette, IN

Iowa 67 • 8-6, 0-1

#	Player	Total			3-Ptr			Rebounds			PF	TP	A	TO	Blk	Stl	Min.
		FG	FGA	FT	FG	FGA	FT	FTA	Off	Def							
00	Wagner, Ahmad	r	0-2	0-0	0-0	0	1	1	0	0	0	0	1	1	13		
35	Pemsl, Cordell	r	4-8	0-0	2-2	3	1	4	4	10	1	3	0	0	16		
03	Bohannon, Jordan	g	2-8	0-4	2-2	0	1	1	0	6	4	0	0	1	23		
04	Moss, Isaiah	g	0-4	0-1	0-0	0	0	0	1	0	0	2	0	0	18		
14	Jok, Peter	g	4-15	1-7	4-4	0	6	6	2	13	2	3	0	2	22		
01	Dailey, Maishe	g	1-1	0-0	0-0	0	0	0	0	2	0	0	0	0	7		
05	Cook, Tyler	g	6-10	0-1	0-0	0	2	2	4	12	1	1	0	2	22		
10	Williams, Christian	g	0-5	0-0	2-2	1	1	2	0	2	3	2	0	1	17		
15	Kriener, Ryan	g	1-2	0-0	0-0	0	2	2	0	2	0	0	0	0	8		
24	Ellingson, Brady	g	3-4	3-3	2-2	0	1	1	2	11	2	1	0	0	17		
25	Uhl, Dom	g	1-2	0-0	0-0	0	2	2	0	2	1	1	0	1	10		
51	Baer, Nicholas	g	3-6	0-1	1-1	2	5	7	1	7	2	1	0	1	27		
	Team					4	3	7									
Totals			25-67	4-17	13-13	10	25	35	14	67	16	14	1	9	200		

FG % 1st Half: 10-32 31.3% 2nd half: 15-35 42.9% Game: 25-67 37.3%
3FG % 1st Half: 0-7 0.0% 2nd half: 4-10 40.0% Game: 4-17 23.5%
FT % 1st Half: 5-5 100.0% 2nd half: 8-8 100.0% Game: 13-13 100.0%

Purdue 89 • 12-2, 1-0

#	Player	Total			3-Ptr			Rebounds			PF	TP	A	TO	Blk	Stl	Min.
		FG	FGA	FT	FG	FGA	FT	FTA	Off	Def							
50	Swanigan, Caleb	r	4-12	0-3	3-3	1	9	10	1	11	3	0	2	0	29		
44	Haas, Isaac	c	7-9	0-0	2-3	1	6	7	2	16	2	1	1	1	16		
03	Edwards, Carsen	g	7-13	3-6	2-2	1	3	4	3	19	5	3	0	2	26		
11	Thompson, P.J.	g	2-5	1-3	0-0	0	1	1	1	5	6	1	0	0	32		
31	Mathias, Dakota	g	6-11	4-7	1-1	0	1	1	2	17	4	2	0	2	29		
02	Mckeeman, Jon	g	0-0	0-0	0-0	0	0	0	1	0	0	0	0	0	1		
05	Smotherman, Basil	g	0-1	0-0	0-0	0	0	0	1	0	0	0	0	0	9		
12	Edwards, Vincent	g	6-10	2-4	1-1	1	6	7	1	15	5	1	2	2	28		
14	Cline, Ryan	g	2-6	2-6	0-0	0	1	1	6	2	2	2	1	0	27		
15	Luce, Tommy	g	0-0	0-0	0-0	0	0	0	0	0	0	2	0	0	1		
24	Eifert, Grady	g	0-0	0-0	0-0	0	0	0	0	0	0	0	0	0	2		
	Team					2	4	6									
Totals			34-67	12-29	9-10	6	31	37	13	89	27	14	6	7	200		

FG % 1st Half: 19-34 55.9% 2nd half: 15-33 45.5% Game: 34-67 50.7%
3FG % 1st Half: 10-17 58.8% 2nd half: 2-12 16.7% Game: 12-29 41.4%
FT % 1st Half: 1-1 100.0% 2nd half: 8-9 88.9% Game: 9-10 90.0%

Officials: Terry Wymer, Gene Steratore, Paul Szelc
Technical fouls: Iowa-Pemsl, Cordell. Purdue-None.
Attendance: 14804

Score by periods	1st	2nd	Total
Iowa	25	42	67
Purdue	49	40	89

Last FG - IOWA 2nd-00:02, PURDUE 2nd-02:47.
Largest lead - IOWA None, PURDUE by 31 2nd-13:01.
IOWA led for 00:00. PURDUE led for 39:07. Game was tied for 00:53.

Points	In	Off	2nd	Fast	Bench
IOWA	38	20	5	5	38
PURDUE	40	7	2	6	21

Score tied - 0 times.
Lead changed - 0 times.

Game 15 - Iowa 86, Michigan 83 (OT)

Official Basketball Box Score -- Game Totals -- Final Statistics
Michigan vs Iowa
01/01/17 1:20 p.m. at Carver-Hawkeye Arena - Iowa City, IA

Michigan 83 • 10-4, 0-1

#	Player	Total			3-Ptr			Rebounds			PF	TP	A	TO	Blk	Stl	Min.
		FG	FGA	FT	FG	FGA	FT	FTA	Off	Def							
05	Wilson, DJ	r	11-18	4-8	2-2	6	8	14	3	28	6	1	1	0	44		
13	Wagner, Moritz	r	6-10	0-2	0-0	2	2	4	4	12	0	1	0	3	35		
21	Irvin, Zak	r	5-15	2-6	0-0	3	3	6	0	12	6	4	0	0	44		
08	Walton Jr., Derrick	g	5-13	3-8	0-1	0	5	5	3	13	3	2	0	1	36		
12	Abdur-Rahkman, M-A	g	0-2	0-1	0-0	0	0	0	2	0	1	0	0	0	8		
09	Simpson, Xavier	g	0-1	0-1	0-0	0	0	0	1	0	1	1	0	1	9		
20	Loneragan, Sean	g	0-1	0-0	0-0	0	0	0	1	0	0	0	0	0	1		
22	Robinson, Duncan	g	6-12	3-9	0-0	0	4	4	1	15	3	0	0	2	36		
34	Donnal, Mark	g	1-2	0-0	1-2	2	1	3	1	3	1	0	0	0	12		
	Team					1	2	3									
Totals			34-74	12-35	3-5	14	25	39	16	83	21	8	2	7	225		

FG % 1st Half: 14-35 40.0% 2nd half: 16-31 51.6% OT: 4-8 50.0% Game: 34-74 45.9%
3FG % 1st Half: 5-15 33.3% 2nd half: 6-15 40.0% OT: 1-5 20.0% Game: 12-35 34.3%
FT % 1st Half: 3-5 60.0% 2nd half: 0-0 0.0% OT: 0-0 0.0% Game: 3-5 60.0%

Iowa 86 • 9-6, 1-1

#	Player	Total			3-Ptr			Rebounds			PF	TP	A	TO	Blk	Stl	Min.
		FG	FGA	FT	FG	FGA	FT	FTA	Off	Def							
05	Cook, Tyler	r	5-12	0-0	1-3	3	5	8	1	11	0	1	0	0	31		
35	Pemsl, Cordell	r	2-8	0-0	0-0	3	5	8	2	4	3	1	2	3	31		
03	Bohannon, Jordan	g	6-8	3-5	2-2	1	3	4	2	17	6	0	0	0	31		
04	Moss, Isaiah	g	3-4	1-1	0-0	0	3	3	1	7	0	0	0	0	20		
14	Jok, Peter	g	9-18	4-7	3-4	1	4	5	3	25	3	3	0	0	34		
00	Wagner, Ahmad	g	1-4	0-0	0-0	2	1	3	1	2	0	1	0	1	14		
10	Williams, Christian	g	0-1	0-0	0-0	0	2	2	1	0	1	1	0	0	8		
24	Ellingson, Brady	g	2-4	0-1	2-2	0	1	1	1	6	0	0	0	0	15		
25	Uhl, Dom	g	1-4	0-1	0-0	0	2	2	0	2	1	1	0	1	14		
51	Baer, Nicholas	g	4-6	3-4	1-4	3	2	5	1	12	1	1	1	1	27		
	Team					1	0	1									
Totals			33-69	11-19	9-15	14	28	42	13	86	15	9	3	6	225		

FG % 1st Half: 16-3

Game 17 - Iowa 68, Rutgers 62

Official Basketball Box Score -- Game Totals -- Final Statistics
Rutgers vs Iowa
 01/08/16 3:35 p.m. at Carver-Hawkeye Arena - Iowa City, IA

Rutgers 62 • 11-6, 0-4

#	Player	Total		3-Ptr		Rebounds		PF	TP	A	TO	Blk	Stl	Min.	
		FG-FGA	FT-FTA	FG-FGA	FT-FTA	Off	Def								Tot
11	Omoruyi, Eugene	r	0-0	0-0	0-0	0	0	0	0	0	0	0	0	5	
33	Freeman, Dshawn	r	9-13	1-1	0-0	5	8	13	2	19	1	2	0	31	
34	Gettys, C.J.	c	1-6	0-0	0-0	3	4	7	2	2	2	1	0	20	
00	Johnson, Nigel	g	5-16	1-6	2-2	1	4	5	0	13	2	4	0	36	
03	Sanders, Corey	g	6-17	1-2	0-2	1	2	3	4	13	5	4	0	36	
02	Doorson, Shaquille	g	0-0	0-0	0-0	0	0	0	0	0	1	0	0	2	
04	Laurent, Jonathan	g	4-6	0-0	0-0	1	1	1	3	8	1	1	0	17	
05	Williams, Mike	g	0-4	0-3	0-0	2	2	4	2	0	0	3	0	20	
21	Sa, Candido	g	1-5	0-0	0-0	0	2	2	3	2	0	0	0	17	
25	Diallo, Ibrahima	g	1-3	0-0	0-0	3	0	3	5	2	1	0	2	9	
35	Thiam, Issa	g	1-3	1-3	0-0	0	0	0	1	3	0	1	0	7	
Team						3		6							
Totals			28-73		4-15		2-4		19		25		44		22 62 13 17 3 10 200

FG % 1st Half: 15-34 44.1% 2nd half: 13-39 33.3% Game: 28-73 38.4%
 3FG % 1st Half: 2-6 33.3% 2nd half: 2-9 22.2% Game: 4-15 26.7%
 FT % 1st Half: 0-0 0.0% 2nd half: 2-4 50.0% Game: 2-4 50.0%

Iowa 68 • 10-7, 2-2

#	Player	Total		3-Ptr		Rebounds		PF	TP	A	TO	Blk	Stl	Min.	
		FG-FGA	FT-FTA	FG-FGA	FT-FTA	Off	Def								Tot
05	Cook, Tyler	r	1-6	0-0	2-4	0	2	2	1	4	0	1	1	21	
35	Pemsl, Cordell	r	5-8	0-0	3-5	0	2	2	3	13	1	2	3	31	
03	Bohannon, Jordan	g	2-5	0-2	4-4	0	1	1	2	8	8	4	0	29	
04	Moss, Isaiah	g	3-4	2-3	0-0	1	1	2	0	8	0	2	0	18	
14	Jok, Peter	g	7-18	2-10	2-2	1	10	11	2	18	2	3	0	30	
00	Wagner, Ahmad	g	1-1	0-0	0-0	0	0	0	1	2	1	0	0	4	
10	Williams, Christian	g	0-2	0-0	0-0	1	1	2	1	0	1	3	0	11	
24	Ellingson, Brady	g	0-1	0-1	0-0	0	2	2	0	0	1	0	0	8	
25	Uhl, Dom	g	2-4	1-2	5-8	3	5	8	0	10	1	1	5	23	
51	Baer, Nicholas	g	2-4	1-2	0-0	3	2	5	2	5	1	2	0	25	
Team						0		1							
Totals			23-53		6-20		16-23		9		27		36		12 68 16 18 9 10 200

FG % 1st Half: 13-28 46.4% 2nd half: 10-25 40.0% Game: 23-53 43.4%
 3FG % 1st Half: 6-15 40.0% 2nd half: 0-5 0.0% Game: 6-20 30.0%
 FT % 1st Half: 0-2 0.0% 2nd half: 16-21 76.2% Game: 16-23 69.6%

Officials: Tom Eades, Gene Statore, Rob Kueneman
 Technical fouls: Rutgers-None. Iowa-None.
 Attendance: 11347
 Fouled Out - Rutgers: Diallo (5:42)

Score by periods	1st	2nd	Total
Rutgers	32	30	62
Iowa	32	36	68

Last FG - Rutgers 2nd-00:01, Iowa 2nd-01:09.
 Largest lead - Rutgers by 9 2nd-10:12, Iowa by 9 2nd-00:11.
 Rutgers led for 23:29. Iowa led for 14:57. Game was tied for 01:34.

Points	In	Off	2nd	Fast	Bench
RUTGER	Paint	T/O	Chance	Break	
IOWA	40	19	13	6	15
IOWA	26	15	7	10	17

Score tied - 4 times.
 Lead changed - 8 times.

Game 18 - Iowa 83, #17/19 Purdue 78

Official Basketball Box Score -- Game Totals -- Final Statistics
Purdue vs Iowa
 01/12/16 8:05 p.m. at Carver-Hawkeye Arena - Iowa City, IA

Purdue 78 • 14-4, 3-2

#	Player	Total		3-Ptr		Rebounds		PF	TP	A	TO	Blk	Stl	Min.	
		FG-FGA	FT-FTA	FG-FGA	FT-FTA	Off	Def								Tot
12	Edwards, Vincent	r	2-8	1-3	8-8	1	2	3	1	13	4	2	1	28	
50	Swanigan, Caleb	r	6-9	2-2	3-4	1	7	8	4	17	3	3	0	35	
03	Edwards, Carsen	g	3-7	1-4	1-1	0	4	4	2	8	3	1	0	19	
11	Thompson, P.J.	g	2-5	1-4	0-0	3	1	4	1	5	2	1	0	30	
31	Mathias, Dakota	g	2-7	2-7	4-4	0	0	0	3	10	4	1	0	30	
14	Cline, Ryan	g	4-8	4-8	0-2	0	0	0	1	12	0	1	0	23	
44	Haas, Isaac	g	4-8	0-0	5-6	2	4	6	4	13	1	2	0	25	
55	Albrecht, Spike	g	0-1	0-0	0-0	0	2	2	0	0	1	0	0	10	
Team						0		1							
Totals			23-53		11-28		21-25		7		21		28		16 78 18 11 1 5 200

FG % 1st Half: 14-25 56.0% 2nd half: 9-28 32.1% Game: 23-53 43.4%
 3FG % 1st Half: 7-12 58.3% 2nd half: 4-16 25.0% Game: 11-28 39.3%
 FT % 1st Half: 12-13 92.3% 2nd half: 9-12 75.0% Game: 21-25 84.0%

Iowa 83 • 11-7, 3-2

#	Player	Total		3-Ptr		Rebounds		PF	TP	A	TO	Blk	Stl	Min.	
		FG-FGA	FT-FTA	FG-FGA	FT-FTA	Off	Def								Tot
05	Cook, Tyler	r	7-10	0-0	2-5	3	3	6	2	16	2	2	0	23	
35	Pemsl, Cordell	r	2-5	0-0	0-3	3	5	8	3	4	1	1	1	0	
03	Bohannon, Jordan	g	4-7	2-3	2-2	0	1	1	3	12	9	0	1	36	
04	Moss, Isaiah	g	1-4	0-1	0-0	0	0	0	1	2	0	0	0	16	
14	Jok, Peter	g	11-19	4-7	3-4	1	5	6	2	29	8	3	1	35	
00	Wagner, Ahmad	g	2-3	0-0	0-0	0	0	0	0	2	4	0	0	9	
10	Williams, Christian	g	2-2	0-0	0-0	0	0	0	0	4	0	0	0	4	
15	Kriener, Ryan	g	3-4	0-0	0-0	0	2	2	2	6	0	0	0	8	
24	Ellingson, Brady	g	0-1	0-1	0-0	0	0	0	0	0	0	0	0	5	
25	Uhl, Dom	g	1-3	0-1	0-0	0	1	1	0	2	0	2	0	15	
51	Baer, Nicholas	g	1-2	0-1	2-4	1	9	10	3	4	2	0	1	19	
Team						1		0							
Totals			34-60		6-14		9-18		9		26		35		18 83 22 10 3 5 200

FG % 1st Half: 18-36 50.0% 2nd half: 16-24 66.7% Game: 34-60 56.7%
 3FG % 1st Half: 2-6 33.3% 2nd half: 4-8 50.0% Game: 6-14 42.9%
 FT % 1st Half: 0-5 0.0% 2nd half: 9-13 69.2% Game: 9-18 50.0%

Officials: Bo Boroski, Paul Szelc, Terry Oglesby
 Technical fouls: Purdue-None. Iowa-None.
 Attendance: 10752

Score by periods	1st	2nd	Total
Purdue	47	31	78
Iowa	38	45	83

Last FG - PURDUE 2nd-02:47, IOWA 2nd-03:02.
 Largest lead - PURDUE by 9 1st-01:33, IOWA by 5 2nd-00:01.
 Purdue led for 27:29. Iowa led for 07:28. Game was tied for 05:03.

Points	In	Off	2nd	Fast	Bench
PURDUE	Paint	T/O	Chance	Break	
IOWA	40	12	12	8	20
IOWA	30	12	12	8	20

Score tied - 12 times.
 Lead changed - 20 times.

Game 19 - Northwestern 89, Iowa 54

Official Basketball Box Score -- Game Totals -- Final Statistics
Iowa vs Northwestern
 01/15/17 6:30 p.m. at Evanston, Ill. (Welsh-Ryan Arena)

Iowa 54 • 11-8, 3-3 B1G

#	Player	Total		3-Ptr		Rebounds		PF	TP	A	TO	Blk	Stl	Min.	
		FG-FGA	FT-FTA	FG-FGA	FT-FTA	Off	Def								Tot
35	Pemsl, Cordell	r	0-2	0-0	2-4	1	0	1	0	2	0	2	0	13	
5	Cook, Tyler	r	3-8	0-0	8-9	0	5	5	2	14	1	2	0	29	
14	Jok, Peter	g	2-9	0-4	0-0	1	2	3	2	4	0	1	0	21	
3	Bohannon, Jordan	g	2-7	2-6	0-0	0	3	3	0	6	2	3	0	31	
4	Moss, Isaiah	g	1-4	0-0	0-0	0	0	0	1	2	1	3	0	16	
0	Wagner, Ahmad	g	1-1	0-0	0-2	0	1	1	2	2	5	1	0	13	
10	Williams, Christian	g	2-5	0-0	1-3	2	1	3	1	5	1	0	0	18	
15	Kriener, Ryan	g	6-7	1-2	1-2	2	0	2	1	14	0	1	0	22	
24	Ellingson, Brady	g	0-4	0-3	2-2	0	1	2	1	2	0	0	1	19	
51	Baer, Nicholas	g	1-4	1-2	0-0	1	1	2	3	3	0	1	0	18	
Team						1		3							
Totals			18-51		4-17		14-22		8		16		24		13 54 12 14 0 6 200

FG % 1st Half: 10-24 41.7% 2nd half: 8-27 29.6% Game: 18-51 35.3%
 3FG % 1st Half: 2-8 25.0% 2nd half: 2-9 22.2% Game: 4-17 23.5%
 FT % 1st Half: 10-14 71.4% 2nd half: 4-8 50.0% Game: 14-22 63.6%

Northwestern 89 • 15-4, 4-2 B1G

#	Player	Total		3-Ptr		Rebounds		PF	TP	A	TO	Blk	Stl	Min.
		FG-FGA	FT-FTA	FG-FGA	FT-FTA	Off	Def							
34	Lumpkin, Sanjay	r	2-2	1-1	0-2	1	6	7	1	5	1	0	1	28
4	Law, Vic	r	5-9	2-4	0-0	1	1	2	2	12	3	3	0	26
5	Pardon, Derick	c	7-12	0-0	0-2	5	4	9	3	14	2	1	2	32
20	Lindsey, Scottie	g	8-15	3-7	3-3	1	7	8	2	22	5	1	0	33
30	McIntosh, Bryant	g	9-11	2-3	0-0	0	1	1	1	20	10	1		

Game 21 - Illinois 76, Iowa 64

Iowa vs Illinois

01/25/17 8:05 p.m. at State Farm Center - Champaign, IL

Iowa 64 • 11-10, 3-5

#	Player	Total			3-Ptr			Rebounds			PF	TP	A	TO	Blk	Stl	Min
		FG	FGA	FT	FTA	FG	FGA	FT	FTA	Off							
05	Cook, Tyler	2-6	0-0	1-2	2	1	3	1	5	1	4	0	0	0	17		
35	Pemsl, Cordell	3-5	0-0	0-1	3	1	4	3	6	0	0	0	0	0	11		
03	Bohannon, Jordan	1-9	1-7	0-0	1	0	1	2	3	4	2	0	1	0	21		
04	Moss, Isaiah	0-0	0-0	0-0	0	0	0	0	0	1	0	0	0	0	6		
14	Jok, Peter	3-9	1-5	3-3	2	0	2	1	10	1	4	0	0	0	32		
00	Wagner, Ahmad	5-8	0-0	2-5	3	2	5	4	12	3	0	1	1	1	21		
10	Dailey, Maishe	1-2	0-1	0-0	0	1	1	0	2	1	0	0	0	0	6		
01	Williams, Christian	3-7	0-1	1-5	1	2	3	1	7	1	1	0	1	1	16		
15	Kriener, Ryan	2-6	0-1	0-0	0	3	3	4	4	0	0	0	0	0	11		
23	Jones, Dale	0-0	0-0	0-0	0	0	0	0	0	0	0	0	0	0	0		
24	Ellingson, Brady	0-0	0-0	0-0	0	1	1	1	1	0	2	0	0	0	8		
25	Uhl, Dom	1-3	1-2	0-0	0	4	4	1	3	1	0	1	0	1	21		
51	Baer, Nicholas	5-10	2-6	0-0	3	4	7	2	12	0	1	2	0	0	30		
	Team				1	1	2										
	Totals	26-65	5-23	7-16	16	20	36	19	64	14	13	4	3	200			

FG % 1st Half: 10-27 37.0% 2nd half: 16-38 42.1% Game: 26-65 40.0% Deaddball Rebounds 4,1
 3FG % 1st Half: 1-6 16.7% 2nd half: 4-17 23.5% Game: 5-23 21.7%
 FT % 1st Half: 3-9 33.3% 2nd half: 4-7 57.1% Game: 7-16 43.8%

Illinois 76 • 13-8, 3-5

#	Player	Total			3-Ptr			Rebounds			PF	TP	A	TO	Blk	Stl	Min
		FG	FGA	FT	FTA	FG	FGA	FT	FTA	Off							
12	Black, Leron	4-6	0-0	2-3	2	5	7	1	10	0	0	0	0	0	18		
22	Morgan, Maverick	4-8	0-0	4-5	4	3	7	2	12	1	0	1	0	0	29		
03	Lucas, TeJon	1-4	1-1	3-4	0	2	2	2	6	2	0	2	0	2	27		
05	Coleman-Lands, Jalen	2-7	2-4	0-0	0	2	2	3	6	4	0	0	2	0	20		
21	Hill, Malcolm	4-7	1-2	2-2	1	5	6	4	11	3	2	0	2	0	27		
01	Tate, Jaylon	1-1	0-0	1-1	0	1	1	0	3	3	1	0	0	1	15		
02	Nichols, Kipper	1-5	1-2	1-2	1	1	2	3	4	0	0	0	1	0	16		
13	Abrams, Tracy	2-9	1-5	2-2	0	3	3	2	7	1	1	0	1	1	17		
33	Thorne Jr., Mike	0-1	0-0	0-0	1	0	1	1	0	0	1	1	0	1	10		
43	Finke, Michael	7-10	3-5	0-0	2	3	5	1	17	0	2	0	0	2	21		
	Team				2	0	2										
	Totals	26-58	9-19	15-19	13	25	38	19	76	18	12	2	8	200			

FG % 1st Half: 16-29 55.2% 2nd half: 10-29 34.5% Game: 26-58 44.8% Deaddball Rebounds 2,3
 3FG % 1st Half: 6-11 54.5% 2nd half: 3-8 37.5% Game: 9-19 47.4%
 FT % 1st Half: 2-2 100.0 2nd half: 13-17 76.5% Game: 15-19 78.9%

Officials: D.J. Carstensen, Rob Riley, Kelly Pfeifer
 Technical fouls: Iowa-None. Illinois-None.
 Attendance: 11787

Score by periods	1st	2nd	Total
Iowa	24	40	64
Illinois	40	36	76

Points	In	Off	2nd	Fast	Bench
Paint	Paint	T/O	Chance	Break	Break
IOWA	38	10	13	4	40
ILL	38	9	6	2	31

Score tied - 0 times. Lead changed - 0 times.
 Largest lead - IOWA None. ILL by 19 04:44.
 IOWA led for 00:00. ILL led for 38:53. Game was tied for 00:54.

Game 23 - Iowa 83, Rutgers 63

Iowa vs Rutgers

01/31/17 7 p.m. at The RAC - Piscataway, NJ

Iowa 83 • 13-10, 5-5

#	Player	Total			3-Ptr			Rebounds			PF	TP	A	TO	Blk	Stl	Min
		FG	FGA	FT	FTA	FG	FGA	FT	FTA	Off							
00	Wagner, Ahmad	4-5	0-0	1-4	1	1	2	2	9	1	3	0	2	0	21		
05	Cook, Tyler	4-8	0-0	2-3	0	5	5	4	10	2	3	0	3	2	21		
51	Baer, Nicholas	1-6	1-4	0-0	1	4	5	2	3	5	0	2	4	0	25		
03	Bohannon, Jordan	6-9	5-7	0-0	0	0	0	0	17	4	0	0	1	0	26		
04	Moss, Isaiah	3-7	2-3	3-4	0	1	1	1	11	3	1	0	2	1	16		
10	Dailey, Maishe	0-1	0-0	2-2	0	0	0	2	2	1	1	0	1	0	10		
01	Williams, Christian	2-5	0-0	1-0	2	2	1	5	1	1	0	0	0	0	14		
11	Rose, Charlie	0-0	0-0	0-0	0	0	0	0	0	0	0	0	0	0	1		
15	Kriener, Ryan	0-1	0-0	0-0	0	2	2	4	0	1	1	0	0	0	7		
24	Ellingson, Brady	2-4	2-3	0-0	2	0	2	1	6	5	0	0	0	0	24		
25	Uhl, Dom	2-4	1-1	0-0	0	2	2	1	5	1	1	0	0	0	16		
35	Pemsl, Cordell	6-10	0-0	3-5	3	4	7	1	15	0	2	1	2	1	19		
	Team				3	3	6										
	Totals	30-60	11-18	12-19	10	24	34	19	83	24	14	3	15	200			

FG % 1st Half: 17-33 51.5% 2nd half: 13-27 48.1% Game: 30-60 50.0% Deaddball Rebounds 2
 3FG % 1st Half: 7-13 53.8% 2nd half: 4-5 80.0% Game: 11-18 61.1%
 FT % 1st Half: 7-10 70.0% 2nd half: 5-9 55.6% Game: 12-19 63.2%

Rutgers 63 • 12-11, 1-9

#	Player	Total			3-Ptr			Rebounds			PF	TP	A	TO	Blk	Stl	Min
		FG	FGA	FT	FTA	FG	FGA	FT	FTA	Off							
11	Omoruyi, Eugene	1-2	0-0	0-0	0	1	1	0	2	4	3	1	0	12			
34	Freeman, Deshawn	8-14	0-0	1-5	5	8	13	3	17	2	1	1	0	32			
4	Gettys, C.J.	2-6	0-0	0-0	2	4	6	4	4	1	2	0	0	23			
00	Johnson, Nigel	0-4	0-1	0-0	0	2	2	0	0	0	0	0	0	6			
03	Sanders, Corey	3-9	0-4	2-2	0	3	3	2	8	2	5	0	0	22			
02	Doorson, Shaquille	1-2	0-0	0-0	2	0	2	1	2	0	1	0	1	10			
05	Williams, Mike	5-15	2-4	4-4	6	3	9	2	16	4	1	0	4	32			
15	Dadika, Jake	1-2	0-0	0-0	0	1	1	1	2	2	3	0	1	20			
21	Sa, Candido	2-2	0-0	2-3	0	1	1	2	6	0	0	2	1	10			
23	Batie, Khalil	0-0	0-0	0-0	0	0	0	0	0	0	0	0	0	2			
32	Diallo, Ibrahima	0-2	0-0	0-0	0	0	0	1	0	0	0	1	0	5			
35	Thiam, Issa	2-6	2-6	0-0	1	1	2	0	6	1	1	0	0	26			
	Team				3	1	4										
	Totals	25-64	4-15	9-14	19	25	44	16	63	16	17	6	6	200			

FG % 1st Half: 12-30 40.0% 2nd half: 13-34 38.2% Game: 25-64 39.1% Deaddball Rebounds 1
 3FG % 1st Half: 1-8 12.5% 2nd half: 3-7 42.9% Game: 4-15 26.7%
 FT % 1st Half: 5-6 83.3% 2nd half: 4-8 50.0% Game: 9-14 64.3%

Officials: Larry Scirotto, Bill Ek, Lewis Garrison
 Technical fouls: Iowa-None. Rutgers-None.
 Attendance: 4389

Score by periods	1st	2nd	Total
Iowa	48	35	83
Rutgers	30	33	63

Points	In	Off	2nd	Fast	Bench
Paint	Paint	T/O	Chance	Break	Break
IOWA	38	20	18	13	33
RUTGER	40	12	8	8	32

Score tied - 0 times. Lead changed - 0 times.
 Largest lead - IOWA by 28 2nd-07:27, RUTGERS None.
 IOWA led for 39:00. RUTGERS led for 00:00. Game was tied for 01:00.

Game 22 - Iowa 85, Ohio State 72

Official Basketball Box Score -- Game Totals -- Final Statistics

Ohio State vs Iowa

01/28/17 7:05 p.m. at Carver-Hawkeye Arena - Iowa City, IA

Ohio State 72 • 13-9, 3-6

#	Player	Total			3-Ptr			Rebounds			PF	TP	A	TO	Blk	Stl	Min
		FG	FGA	FT	FTA	FG	FGA	FT	FTA	Off							
01	Tate, Jae'Sean	8-10	0-0	1-2	0	7	7	4	17	1	4	0	1	0	29		
02	Loving, Marc	4-11	1-4	0-0	1	4	5	2	9	3	1	0	0	0	32		
23	Thompson, Trevor	0-2	0-0	0-0	0	3	6	5	0	0	2	0	1	1	13		
12	Lyle, JaQuan	4-12	1-6	3-4	1	1	2	0	12	6	0	0	1	0	29		
15	Williams, Kam	5-14	3-7	1-1	1	1	2	3	14	4	3	0	1	1	37		
00	Potter, Micah	2-3	0-0	0-0	1	1	2	2	4	1	1	0	0	0	18		
03	Jackson, C.J.	2-4	1-2	1-2	1	2	3	2	6	4	1	0	0	0	18		
10	Bell, David	1-3	0-0	3-4	2	2	4	1	5	0	0	0	0	0	7		
24	Wesson, Andre	1-4	1-3	2-4	1	1	2	0	5	0	0	0	0	0	17		
	Team				1	2	3										
	Totals	27-63	7-22	11-17	12	24	36	19	72	19	12	0	4	200			

FG % 1st Half: 11-32 34.4% 2nd half: 16-31 51.6% Game: 27-63 42.9% Deaddball Rebounds 1
 3FG % 1st Half: 2-11 18.2% 2nd half: 5-11 45.5% Game: 7-22 31.8%
 FT % 1st Half: 5-8 62.5% 2nd half: 6-9 66.7% Game: 11-17 64.7%

Iowa 85 • 12-10, 4-5

#	Player	Total			3-Ptr			Rebounds			PF	TP	A	TO	Blk	Stl	Min
		FG	FGA	FT	FTA	FG	FGA	FT	FTA	Off							
00	Wagner, Ahmad	2-5	0-1	0-2	4	2	6	1	4	1	1	0	0	0	17		
05	Cook, Tyler	5-9	1-1	2-5	1	0	1	3	13	0	2	0	0	0	16		
51	Baer, Nicholas	3-9	0-3	0-0	2	6	8	0	6	3	0	3	0	2	26		
03	Bohannon, Jordan	4-10	4-10	0-0	1	3	4	0	12	1	2	0	0	0	29		
04	Moss, Isaiah	2-8	0-1	2-3	0	2	2	3	6	0	1	0	0	0	19		
10	Williams, Christian																

2016-17 IOWA HAWKEYES RADIO/TV ROSTER



#0
AHMAD WAGNER
F, 6-7, 235, So.



#1
MAISHE DAILEY
G, 6-6, 183, Fr.



#3
JORDAN BOHANNON
G, 6-0, 182, Fr.




#4
ISAIAH MOSS
G, 6-5, 205, RS-Fr.



#5
TYLER COOK
F, 6-9, 253, Fr.



#10
CHRISTIAN WILLIAMS
G, 6-5, 200, So.




#11
CHARLIE ROSE
G, 6-4, 185, Jr.



#14
PETER JOK
G, 6-6, 205, Sr.



#15
RYAN KRIENER
F, 6-9, 247, Fr.



#20
RILEY TILL
F, 6-6, 192, Fr.



#23
DALE JONES
F, 6-7, 227, Sr.




#24
BRADY ELLINGSON
G, 6-4, 193, So.



#25
DOM UHL
F, 6-9, 217, Jr.



#35
CORDELL PEMSL
F, 6-8, 249, Fr.



#51
NICHOLAS BAER
F, 6-7, 205, So.



FRAN MCCAFFERY
Head Coach



KIRK SPERAW
Assistant Coach



SHERMAN DILLARD
Assistant Coach



ANDREW FRANCIS
Assistant Coach

IOWA HAWKEYE BASKETBALL
Iowa Combined Team Statistics (as of Feb 05, 2017)
Conference games

RECORD:	OVERALL	HOME	AWAY	NEUTRAL
ALL GAMES	6-5	5-1	1-4	0-0
CONFERENCE	6-5	5-1	1-4	0-0
NON-CONFERENCE	0-0	0-0	0-0	0-0

##	Player	gp-gs	min	avg	Total		3-Point		F-Throw		Rebounds				pf	dq	a	to	blk	stl	pts	avg
					fg-fga	fg%	3fg-fga	3fg%	ft-fa	ft%	off	def	tot	avg								
14	Jok, Peter	9-9	276	30.7	54-131	.412	19-63	.302	32-35	.914	8	40	48	5.3	21	1	25	28	1	9	159	17.7
05	Cook, Tyler	11-10	253	23.0	46-93	.495	1-2	.500	27-45	.600	20	29	49	4.5	29	0	10	23	1	10	120	10.9
03	Bohannon, Jordan	11-11	337	30.6	37-94	.394	26-68	.382	13-14	.929	5	23	28	2.5	15	0	48	20	1	12	113	10.3
35	Pemsl, Cordell	11-8	224	20.4	34-68	.500	0-0	.000	17-31	.548	20	30	50	4.5	27	0	14	19	10	8	85	7.7
51	Baer, Nicholas	11-2	285	25.9	28-64	.438	11-32	.344	4-10	.400	23	48	71	6.5	20	0	22	9	20	15	71	6.5
04	Moss, Isaiah	11-11	195	17.7	24-62	.387	6-19	.316	9-11	.818	2	12	14	1.3	12	0	6	13	1	4	63	5.7
15	Kriener, Ryan	8-0	97	12.1	20-35	.571	1-3	.333	3-4	.750	6	18	24	3.0	17	0	5	4	1	1	44	5.5
24	Ellingson, Brady	11-0	175	15.9	18-39	.462	14-26	.538	6-6	1.000	3	12	15	1.4	6	0	22	2	0	4	56	5.1
00	Wagner, Ahmad	11-4	150	13.6	23-45	.511	0-1	.000	9-22	.409	19	9	28	2.5	18	0	14	8	3	8	55	5.0
25	Uhl, Dom	9-0	141	15.7	12-26	.462	4-8	.500	11-16	.688	7	23	30	3.3	3	0	12	7	6	3	39	4.3
10	Williams, Christian	11-0	114	10.4	9-31	.290	0-2	.000	8-15	.533	5	10	15	1.4	9	0	9	12	0	8	26	2.4
01	Dailey, Maishe	3-0	23	7.7	2-4	.500	0-1	.000	2-2	1.000	0	1	1	0.3	2	0	2	1	0	1	6	2.0
23	Jones, Dale	2-0	4	2.0	0-2	.000	0-2	.000	0-0	.000	0	2	2	1.0	0	0	0	0	0	0	0	0.0
11	Rose, Charlie	1-0	1	1.0	0-0	.000	0-0	.000	0-0	.000	0	0	0	0.0	0	0	0	0	0	0	0	0.0
Team											18	14	32				1					
Total.....		11	2275		307-694	.442	82-227	.361	141-211	.668	136	271	407	37.0	179	1	189	147	44	83	837	76.1
Opponents.....		11	2275		323-701	.461	94-253	.372	119-172	.692	137	288	425	38.6	202	5	213	152	36	90	859	78.1

TEAM STATISTICS	IOWA	OPP	Date	Opponent	Score	Att.
SCORING	837	859	* 12/28/16	at Purdue	L 67-89	14804
Points per game	76.1	78.1	* 01/01/17	MICHIGAN	Wot 86-83	13988
Scoring margin	-2.0	-	* 01/05/17	at Nebraska	Lo2 90-93	14939
FIELD GOALS-ATT	307-694	323-701	* 01/08/17	RUTGERS	W 68-62	11347
Field goal pct	.442	.461	* 01/12/17	PURDUE	W 83-78	10752
3 POINT FG-ATT	82-227	94-253	* 01/15/17	at Northwestern	L 54-89	7732
3-point FG pct	.361	.372	* 01/19/17	MARYLAND	L 76-84	11040
3-pt FG made per game	7.5	8.5	* 01/25/17	at Illinois	L 64-76	11787
FREE THROWS-ATT	141-211	119-172	* 01/28/17	OHIO STATE	W 85-72	15138
Free throw pct	.668	.692	* 01/31/17	at Rutgers	W 83-63	4389
F-Throws made per game	12.8	10.8	* 02/05/17	NEBRASKA	W 81-70	13495
REBOUNDS	407	425				
Rebounds per game	37.0	38.6				
Rebounding margin	-1.6	-				
ASSISTS	189	213				
Assists per game	17.2	19.4				
TURNOVERS	147	152				
Turnovers per game	13.4	13.8				
Turnover margin	+0.5	-				
Assist/turnover ratio	1.3	1.4				
STEALS	83	90				
Steals per game	7.5	8.2				
BLOCKS	44	36				
Blocks per game	4.0	3.3				
ATTENDANCE	75760	53651				
Home games-Avg/Game	6-12627	5-10730				
Neutral site-Avg/Game	-	0-0				

* = Conference game
^ = Emerald Coast Classic - Niceville, Florida
= The Hy-Vee Classic - Des Moines, Iowa

Score by Periods	1st	2nd	OT	OT2	Totals
Iowa	382	427	21	7	837
Opponents	421	410	18	10	859

IOWA HAWKEYE BASKETBALL
Iowa Combined Team Statistics (as of Feb 05, 2017)
All games

RECORD:	OVERALL	HOME	AWAY	NEUTRAL
ALL GAMES	14-10	12-3	1-5	1-2
CONFERENCE	6-5	5-1	1-4	0-0
NON-CONFERENCE	8-5	7-2	0-1	1-2

##	Player	gp-gs	min	avg	Total		3-Point		F-Throw		Rebounds				pf	dq	a	to	blk	stl	pts	avg
					fg-fga	fg%	3fg-fga	3fg%	ft-fa	ft%	off	def	tot	avg								
14	Jok, Peter	22-22	652	29.6	149-341	.437	61-163	.374	94-102	.922	20	108	128	5.8	45	1	54	51	1	24	453	20.6
05	Cook, Tyler	17-16	407	23.9	77-148	.520	2-8	.250	46-77	.597	35	46	81	4.8	39	0	18	41	4	13	202	11.9
03	Bohannon, Jordan	24-18	677	28.2	72-201	.358	54-142	.380	28-32	.875	7	51	58	2.4	34	0	109	52	1	18	226	9.4
35	Pemsl, Cordell	24-14	464	19.3	86-138	.623	0-1	.000	46-87	.529	41	77	118	4.9	57	0	27	38	21	15	218	9.1
51	Baer, Nicholas	24-10	557	23.2	57-134	.425	23-71	.324	24-37	.649	52	96	148	6.2	55	1	47	19	35	34	161	6.7
04	Moss, Isaiah	24-18	408	17.0	60-138	.435	20-56	.357	21-26	.808	5	32	37	1.5	34	1	19	27	7	10	161	6.7
24	Ellingson, Brady	24-0	364	15.2	42-78	.538	27-48	.563	18-18	1.000	4	22	26	1.1	23	0	28	7	0	7	129	5.4
00	Wagner, Ahmad	24-9	384	16.0	46-91	.505	0-2	.000	31-66	.470	40	39	79	3.3	53	0	38	22	13	19	123	5.1
25	Uhl, Dom	22-7	368	16.7	31-81	.383	9-32	.281	32-48	.667	25	60	85	3.9	21	0	28	27	9	5	103	4.7
15	Kriener, Ryan	18-0	165	9.2	31-55	.564	1-5	.200	9-14	.643	13	37	50	2.8	29	0	8	11	5	4	72	4.0
01	Dailey, Maishe	10-0	89	8.9	10-22	.455	4-12	.333	3-6	.500	3	16	19	1.9	5	0	5	4	1	4	27	2.7
10	Williams, Christian	24-6	325	13.5	23-70	.329	2-11	.182	12-21	.571	9	32	41	1.7	23	0	39	25	1	19	60	2.5
11	Rose, Charlie	7-0	9	1.3	1-3	.333	0-1	.000	0-0	.000	0	1	1	0.1	3	0	1	1	0	0	2	0.3
23	Jones, Dale	3-0	6	2.0	0-3	.000	0-2	.000	0-0	.000	0	3	3	1.0	1	0	1	1	0	0	0	0.0
Team											31	31	62		1		1					
Total.....		24	4875		685-1503	.456	203-554	.366	364-534	.682	285	651	936	39.0	423	3	422	327	98	172	1937	80.7
Opponents.....		24	4875		676-1558	.434	199-557	.357	296-428	.692	308	625	933	38.9	471	11	402	335	65	183	1847	77.0

TEAM STATISTICS	IOWA	OPP	Date	Opponent	Score	Att.
SCORING	1937	1847	11/11/16	KENNESAW STATE	w 91-74	13007
Points per game	80.7	77.0	11/13/16	SAVANNAH STATE	w 116-84	11371
Scoring margin	+3.8	-	11/17/16	SETON HALL	L 83-91	10391
FIELD GOALS-ATT	685-1503	676-1558	11/20/16	UT RIO GRANDE VALLEY	w 95-67	11596
Field goal pct	.456	.434	^ 11/25/16	vs Virginia	L 41-74	2196
3 POINT FG-ATT	203-554	199-557	^ 11/26/16	vs Memphis	L 92-100	2196
3-point FG pct	.366	.357	11/29/16	at Notre Dame	L 78-92	7660
3-pt FG made per game	8.5	8.3	12/03/16	OMAHA	L 89-98	11618
FREE THROWS-ATT	364-534	296-428	12/05/16	STETSON	w 95-68	9839
Free throw pct	.682	.692	12/08/16	IOWA STATE	w 78-64	13956
F-Throws made per game	15.2	12.3	# 12/17/16	vs Northern Iowa	w 69-46	15028
REBOUNDS	936	933	12/20/16	NORTH DAKOTA	w 84-73	11099
Rebounds per game	39.0	38.9	12/22/16	DELAWARE STATE	w 89-57	11886
Rebounding margin	+0.1	-	* 12/28/16	at Purdue	L 67-89	14804
ASSISTS	422	402	* 01/01/17	MICHIGAN	Wot 86-83	13988
Assists per game	17.6	16.8	* 01/05/17	at Nebraska	Lo2 90-93	14939
TURNOVERS	327	335	* 01/08/17	RUTGERS	w 68-62	11347
Turnovers per game	13.6	14.0	* 01/12/17	PURDUE	w 83-78	10752
Turnover margin	+0.3	-	* 01/15/17	at Northwestern	L 54-89	7732
Assist/turnover ratio	1.3	1.2	* 01/19/17	MARYLAND	L 76-84	11040
STEALS	172	183	* 01/25/17	at Illinois	L 64-76	11787
Steals per game	7.2	7.6	* 01/28/17	OHIO STATE	w 85-72	15138
BLOCKS	98	65	* 01/31/17	at Rutgers	w 83-63	4389
Blocks per game	4.1	2.7	* 02/05/17	NEBRASKA	w 81-70	13495
ATTENDANCE	180523	80731				
Home games-Avg/Game	15-12035	6-10218				
Neutral site-Avg/Game	-	3-6473				

* = Conference game
^ = Emerald Coast Classic - Niceville, Florida
= The Hy-Vee Classic - Des Moines, Iowa

Score by Periods	1st	2nd	OT	OT2	Totals
Iowa	936	973	21	7	1937
Opponents	870	949	18	10	1847