

# University of Iowa Hawkeye Hoops

Game No. 19

Jan. 21, 2009

## 2008-09 Schedule/Results Record: 11-7, 1-4

Nov. 14	Charleston Southern	W, 68-48
Nov. 17	Texas-San Antonio	W, 73-67
Nov. 20	at The Citadel	W, 70-48
* Nov. 23	Oakland	W, 66-57
* Nov. 25	SE Missouri State	W, 75-41
# Nov. 28	West Virginia (n)	L, 68-87
# Nov. 29	Kansas State (n)	W, 65-63
Dec. 2	at Boston College	L, 55-57
Dec. 5	Bryant Univ.	W, 61-36
Dec. 9	Northern Iowa	W, 65-46
Dec. 12	Iowa State	W, 73-57
Dec. 20	at Drake	L, 43-60
Dec. 27	Western Illinois	W, 58-43
Dec. 31	at Ohio State	L, 65-68
Jan. 3	Indiana	W, 65-60
Jan. 8	Minnesota	L, 49-52
Jan. 11	at Michigan	L, 49-64
Jan. 18	at Purdue	L, 53-75
<b>Jan. 21</b>	<b>Wisconsin, 7:35 pm</b>	
Jan. 24	at Penn State, 5:05 pm	
Jan. 29	Michigan State, 6:05 pm	
Feb. 1	at Illinois, 1:05 pm	
Feb. 4	at Indiana, 5:35 p.m.	
Feb. 7	Northwestern, 5:05 pm	
Feb. 11	at Wisconsin, 7:35 pm	
Feb. 14	Purdue, 3:05 pm	
Feb. 22	Michigan, 4:05 pm	
Feb. 25	at Michigan State, 7:35 pm	
Feb. 28	at Northwestern, 1:05 pm	
Mar. 3-5	Ohio State, TBA	
Mar. 7	Penn State, 1:05 pm	
Mar. 13-16	Big Ten Tournament	

\* - - Las Vegas Invitational, Iowa City  
# - - Las Vegas Invitational, Las Vegas

All times listed are Central Time

## Pronunciation Guide

LaVall Jordan.....	luh-VELL
Chad Walthall.....	WALL-thawl
Devan Bawinkel.....	BAU-wink-ul
Andrew Brommer.....	BRAU-mur
Matt Gatens.....	GATE-ins

SID Contact: Steve Roe  
E-Mail: [steven-roe@hawkeyesports.com](mailto:steven-roe@hawkeyesports.com)

Office: (319) 335-9425  
Cell: (319) 594-6581



**Wisconsin (12-5, 3-2) at Iowa (11-7, 1-4)**  
Jan. 21, 2009 • 7:35 p.m.

Carver-Hawkeye Arena (15,500) • Iowa City, IA

Radio: Hawkeye Radio Network

TV: Big Ten Network • Online: [www.hawkeyesports.com](http://www.hawkeyesports.com)

Series Record: Iowa leads, 76-73



### THE SETTING

Iowa (11-7, 1-4) returns home after two straight road games, hosting Wisconsin (12-5, 3-2) Wednesday, Jan. 21. Game time is 7:35 p.m. in Carver-Hawkeye Arena (15,500).

Iowa dropped a 75-53 decision at Purdue Sunday. Two of Iowa's four conference losses have been by three points (65-68 at Ohio State and 49-52 vs. Minnesota).

Wisconsin has been idle since a 78-74 overtime loss at home to Minnesota on Jan. 15.

### ON THE AIR

**Radio:** Iowa games are broadcast on the Hawkeye Radio Network. The network includes more than 40 stations that blanket the state of Iowa and include portions of Illinois, Nebraska, Minnesota, Missouri and Wisconsin. Gary Dolphin handles the play-by-play, along with color commentator Bob Hansen. The Hawkeye Radio Network coverage includes a 60-minute pre-game show.

**Television:** The Big Ten Network will carry the game to a national cable audience. In its second year of operation, the Big Ten Network reaches over 70 million homes. The game can also be viewed on DIRECTV (channel 220) and the DISH Network (channel 439). Wayne Larrivee, Shon Morris and Mike Hall will call the action.

### IOWA HISTORY

Iowa has played 2,458 games since beginning basketball in 1902. Overall Iowa's record is 1,462-996 (.595). That includes a 921-317 (.744) record in home games, a 541-679 (.443) record in games away from Iowa City, a 691-681 (.504) mark in Big Ten games and a 327-91 (.782) record in Carver-Hawkeye Arena.

### Possible Starting Line-ups

#### Iowa Hawkeyes (11-7, 1-4)

						Pts.	Reb.	FG%	FT%
2	David Palmer	F	6-9	240	Jr.	3.6	1.7	.478	.833
24	Aaron Fuller	F	6-6	210	Fr.	3.6	2.5	.375	.471
5	Matt Gatens	G	6-5	215	Fr.	10.7	4.3	.504	.970
30	Jeff Peterson	G	6-0	192	So.	9.8	2.2	.478	.873
32	Jake Kelly	G	6-6	185	So.	9.1	2.2	.419	.806

#### Wisconsin Badgers (12-5, 3-2)

52	Keaton Nankivil	F	6-8	240	So.	4.3	3.1	.431	.762
1	Marcus Landry	F	6-7	230	Sr.	13.1	4.2	.506	.661
3	Trevon Hughes	G	6-0	193	Jr.	12.2	3.2	.428	.723
12	Jason Bohannon	G	6-2	198	Jr.	11.5	3.2	.406	.807
45	Joe Krabbenhoft	G	6-7	219	Sr.	8.1	6.6	.491	.906

Note: Line-ups reflect starters in most recent outing.



## Coach Todd Lickliter

Todd Lickliter is in his second season as the head basketball coach at the University of Iowa and his eighth year overall as a college head coach. Lickliter spent six seasons (2001-07) as the head coach at Butler University.

Lickliter holds a career mark of 155-87 (.640). He is 24-26 (.480) at Iowa, including 7-16 (.304) in Big Ten games. Lickliter posted a 131-61 (.682) record as Butler's head coach. He led Butler to four post-season tournament berths, including trips to the NCAA Sweet 16 in 2003 and 2007.

Lickliter was named the 2006-07 Division I Coach of the Year by the National Association of Basketball Coaches (NABC) and was recognized as the High-Major Coach of the Year by collegehoops.net. He was also named 2007 Horizon League Coach of the Year for the second consecutive year after guiding the Bulldogs to a school and league-record 29 victories.

He led Butler to the regular season co-championship in the Horizon League in 2007. The Bulldogs advanced to the Sweet 16 in the NCAA Tournament before falling to eventual national champion Florida (65-57).

Butler won three games over top 25 opponents (Tennessee, Gonzaga, Maryland) in 2006-07 and recorded eight victories over teams that participated in the NCAA Tournament.

Butler averaged 22 wins per year under Lickliter, winning league titles in 2002, 2003 and 2007 while winning at least 20 games in four of six seasons.

Lickliter led the Bulldogs to an unbeaten home record (12-0) in 2002-03, and mentored Butler to a 70-12 (.854) home mark in his six seasons. His Bulldog teams were 6-5 against teams ranked in the "Top 25" and compiled four of the top 10 winning streaks in Butler history.

In his first season as Butler's head coach, Lickliter guided the Bulldogs to a then school-record 26 victories and a third consecutive Horizon League regular season title.

Lickliter guided the 2003 Bulldogs to an even more impressive season in his second year as head coach. He led Butler to a 27-6 record, breaking the single-season mark for victories for a second consecutive year.

Lickliter served as an assistant coach at Butler and Eastern Michigan and was a high school head coach in Indianapolis and Danville, IL.

In his final two seasons as a Butler assistant coach, the Bulldogs compiled a 47-16 record, including "Top 25" wins over 10th-ranked Wisconsin and 23rd-ranked Wake Forest. The win over the Demon Deacons in the 2001 NCAA Tournament was Butler's first NCAA Tournament victory in 39 years.

Lickliter played his final two collegiate seasons at Butler, where he earned a B.S degree in secondary education in 1979.

Lickliter is 0-2 vs. Wisconsin and Badger Coach Bo Ryan.



## Iowa Quick Facts

**Location:** Iowa City, IA  
**Founded:** 1847  
**Enrollment:** 30,561  
**President:** Sally Mason  
**Athletic Director:** Gary Barta  
**Conference:** Big Ten  
**Home Arena:** Carver-Hawkeye (15,500)  
**All-Time Record:** 1,462-996 (.595)  
**All-Time Big Ten Record:** 691-681 (.504)  
**NCAA Appearances:** 22  
**NCAA Tournament Record:** 27-24

**Head Coach:** Todd Lickliter (Butler)  
**Record At Iowa:** 24-26 (.480) (2nd year)  
**Career Record:** 155-87 (.640) (8th year)  
**Big Ten Record:** 7-16 (.304)  
**Assistant Coaches:** Joel Cornette (Butler)  
LaVall Jordan (Butler)  
Chad Walthall (Concordia, MN)  
**Dir. of Operations:** Jerry Strom (Concordia, NE)  
**Video Coordinator:** Justin Wieck (Iowa)  
**Graduate Manager:** Garrett Lickliter (Marian)  
**Trainer:** John Streif  
**Sports Information:** Phil Haddy/Steve Roe  
**Sports Info. Telephone:** 319-335-9411  
**Sports Info. FAX:** 319-335-9417  
**Internet Address:** [www.hawkeyesports.com](http://www.hawkeyesports.com)

### IOWA IN CARVER-HAWKEYE ARENA

Iowa has compiled a 327-91 (.782) record in Carver-Hawkeye Arena since the facility opened in January, 1983. Iowa is 152-74 (.673) in Big Ten games and 175-17 (.911) in non-Big Ten games.

### HAWKEYES ARE TOUGH AT HOME

Iowa has won 51 of its last 62 games (.823) in Carver-Hawkeye Arena (15,500) over the last three-plus seasons, including win streaks of 21 straight overall and 12 straight Big Ten Conference wins. Iowa has won 10 of its last 14 home games against ranked opponents and is 9-1 at home this season.

Iowa was a perfect 17-0 at home in 2006 and 14-2 in 2007 before posting a 10-8 home record a year ago. Iowa has compiled a 19-7 Big Ten Conference record in that time.

### TATE OUT WITH INJURY

Senior forward Cyrus Tate suffered an injury with 12:08 left in the first half of the Jan. 8 loss to Minnesota and did not return to action. Tate also did not play in Iowa's Jan. 11 loss at Michigan and the Jan. 18 contest at Purdue.

Tate leads Iowa in rebounding (6.3) and is averaging 7.4 points per game. He is shooting 68.3% from the field and 74.4% from the foul line and led Iowa with 22 points and 11 rebounds in a win over Indiana.



## **Iowa Basketball Roster**

No.	Name	Pos.	Ht.	Wt.	Yr.	Hometown High School/CC)	The Latest Scoop
1	Anthony Tucker	G	6-4	200	Fr.	Minnetonka, MN (Minnetonka)	5 points & 5 rebounds at Purdue
2	* David Palmer	C	6-9	240	Jr.	Antioch, TN (Oak Hill Academy)	19 points & 8 rebounds at Purdue
4	*** J.R. Angle	G	6-7	215	Sr.	Franklin, IN (Indian Creek)	3 points in win over SE MO State
5	Matt Gatens	G	6-5	215	Fr.	Iowa City, IA (Iowa City)	11 points & 5 rebounds at Purdue
15	Devan Bawinkel	G	6-5	210	Jr.	Winnebago, IL (Highland, IL CC)	15 points (5-8 treys) at Ohio State
20	Andrew Brommer	F	6-9	235	Fr.	Rosemount, MN (Rosemount)	2 blocks and a key steal in win over Indiana
23	Jermain Davis	G	6-4	200	Jr.	Plymouth, MN (Kirkwood, IA CC)	6 points & 8 rebounds vs. Minnesota
24	Aaron Fuller	F	6-6	210	Fr.	Mesa, AZ (Mesa)	5 points & 3 rebounds at Michigan
30	* Jeff Peterson	G	6-0	192	So.	Springfield, MO (DeMatha Catholic)	5 points & 8 assists at Purdue
32	* Jake Kelly	G	6-6	185	So.	Carmel, IN (Carmel)	10 points & 2 steals in win over Indiana
34	John Lickliter	G	5-11	175	Fr.	Iowa City, IA (Iowa City)	Plans to use 2008-09 as redshirt season
44	** Cyrus Tate	F	6-8	255	Sr.	Chicago, IL (Northeast, NE CC)	Did not play in last two games (injury)
50	* Jarryd Cole	F	6-7	250	So.	Kansas City, MO (Winnetonka)	8 points & 2 rebounds at Michigan

### **UI STUDENTS OFFERED FREE TICKET**

University of Iowa students who are basketball season ticket holders can "Bring a friend for free" when the Hawkeyes host Wisconsin Wednesday. Game time is 7:35 p.m. and the game will be telecast on the Big Ten Network.

UI students who have purchased season tickets should login to their account at [hawkeyesports.com](http://hawkeyesports.com) and print their free ticket for admission into the contest.

Iowa's next home game, Jan. 29 against Michigan State (6:05 p.m., ESPN/ESPN2), is one of two games on the home schedule in which Iowa students will be admitted free of charge. UI students who purchases season tickets were not charged for the upcoming game against the Spartans, or Iowa's non-conference game against Northern Iowa, a 65-46 Hawkeye victory.

### **IOWA FEATURED IN 1989 SEASON SPECIAL**

The University of Iowa basketball program is featured in *The Greatest Seasons: 1989 Basketball*, which will be featured on the Big Ten Network. The show will air Tuesday, Jan. 20 at 10 p.m. CT, following the Michigan at Penn State game and will air on Wednesday, Jan. 21 at 4 p.m. CT.

The feature includes Iowa, Indiana, Illinois and Michigan from that 1988-89 season. Iowa was ranked No. 1 by some prognosticators entering the season, Indiana won the Big Ten title, Michigan won the national title and Illinois joined the Wolverines in the Final Four. Five Big Ten teams posted a 15-4 record in the 1989 NCAA Tournament.

The show features interviews with players and coaches from the teams, including former Hawkeye Coach Tom Davis and Roy Marble, Iowa's all-time career scoring leader.

### **IOWA IN NCAA STATS**

Iowa ranks third nationally in scoring defense (57.2). The Hawkeyes are ninth in three-point field goal percentage (.402), 17th in free throw percentage (.747), 18th in three-point field goals per game (8.7) and 34th in fewest turnovers per game (12.7).

Individually, Jeff Peterson is 21st in free throw percentage (.873) and Anthony Tucker is 22nd in three-point field goal percentage (.427). Matt Gatens would rank as the national leader in free throw percentage (.970), but he is three attempts shy of the NCAA minimum. Gatens has made 26 straight free throws, eight shy of Iowa's school record (34, Chris Street, 1993).

### **WELCOME TO CONFERENCE ACTION**

Iowa plays five of its first six conference games against teams that were ranked at the start of conference play. Iowa opened conference play with a 68-65 loss at No. 23 Ohio State. Following a 65-60 win over Indiana, Iowa dropped a 52-49 decision to No. 19/22 Minnesota at home and a 64-49 decision at Michigan. Iowa lost 75-53 at No. 19/19 Purdue in its last outing. Iowa's next opponent, Wisconsin, was ranked four consecutive weeks during the non-conference portion of the season.

A year ago Iowa began Big Ten play with games against Indiana (11th), Wisconsin (24th), Ohio State (receiving votes) and Michigan State (6th).

### **WISCONSIN COACH BO RYAN**

Bo Ryan is in his eighth season at Wisconsin after leading the Badgers to back-to-back Big Ten regular season titles in 2002 and 2003. The Badgers won the Big Ten Tournament title in 2004. He was named Big Ten Conference Coach of the Year in both 2003 and 2004. Ryan has posted a 185-65 record with the Badgers.

Ryan is in his 25th season as a college head coach, with a career record of 568-168. Ryan moved to Madison after posting a 30-27 record in two seasons at Wisconsin-Milwaukee. Ryan's UW-Milwaukee team posted a 15-13 record in 2001, including a narrow 83-79 loss to Iowa in Iowa City.

Ryan was the head coach at Wisconsin-Platteville for 15 seasons, leading that school to four NCAA Division III national titles (1991, 1995, 1998 & 1999) and eight conference titles. Overall his record at Platteville was 353-76.





## Inside the Numbers

### 2008-09 Comparisons

	Iowa (11-7, 1-4)	WISC (12-5, 3-2)
Scoring	62.3	66.9
Scoring Defense	57.2	60.4
FG%	.460	.450
FG% Defense	.414	.425
FT%	.747	.705
3-PT FG%	.402	.364
3-PT FG% Defense	.354	.332
Rebound Margin	+0.3	+3.6
Assists	12.7	12.0
TO Margin	-1.0	+0.2
Steals Margin	-0.1	-0.1

### Wisconsin vs. Iowa Series History

Iowa leads, 76-73  
 at Iowa City: Iowa leads, 48-24  
 at Madison: Wisconsin leads, 47-27  
 Neutral Site: Wisconsin leads, 2-1

Last Iowa Win: 59-44, 3/04/06  
 Last Wisconsin Win: 60-54, 2/06/08

### How Many Times a Hawkeye Player Has . . .

<b>Scored 20 or More Points</b>	
Anthony Tucker.....	2
Matt Gatens.....	1
Cyrus Tate.....	1
<b>Scored 15 or More Points</b>	
Jeff Peterson.....	5
Jake Kelly.....	3
Anthony Tucker.....	2
Matt Gatens.....	2
Devan Bawinkel.....	1
Jermain Davis.....	1
David Palmer.....	1
Cyrus Tate.....	1
<b>Grabbed 10 or More Rebounds</b>	
Cyrus Tate.....	4
Matt Gatens.....	1
Anthony Tucker.....	1
<b>Grabbed 7 or More Rebounds</b>	
Cyrus Tate.....	3
Jermain Davis.....	2
Aaron Fuller.....	1
Matt Gatens.....	1
David Palmer.....	1
Anthony Tucker.....	1
<b>Dished out 7 or More Assists</b>	
Jeff Peterson.....	2
Matt Gatens.....	1
<b>Dished our 5 or More Assists</b>	
Jeff Peterson.....	5
Matt Gatens.....	2
Jake Kelly.....	2
Jermain Davis.....	1
<b>Recorded 4 or More Steals</b>	
Matt Gatens.....	1
<b>Blocked 3 or More Shots</b>	
Anthony Fuller.....	1
Cyrus Tate.....	1

## 2008-09 Margin of Victory/Defeat

Points	1	2	3	4	5	6	7	8	9	10+	15+	20+
Wins	0	1	0	0	1	1	0	0	1	0	3	4
Losses	0	1	2	0	0	0	0	0	0	0	3	1

Ryan has been named national Coach of the Year four times. He is the winningest coach in Division III history and was the winningest coach in the NCAA (all divisions) in the 1990's. He served as an assistant coach for the gold-medal winning USA team at the 1995 World University Games and an assistant coach for the gold-medal winning North team at the 1993 U.S. Olympic Festival.

Ryan previously was an assistant at Wisconsin for eight seasons (1977-84), working under Bill Cofield and Steve Yoder.

Ryan is 11-4 vs. Iowa (11-3 while at Wisconsin) and 2-0 against Hawkeye Coach Todd Lickliter.

### TWICE AS THE HEAD COACH

While Iowa Coach Todd Lickliter has faced the Badgers just twice as a head coach, he has been a part of several games involving both Wisconsin and current Badger Coach Bo Ryan.

Lickliter was an assistant coach at Butler in 1988-89 when Wisconsin won 63-53 at Butler and in 2000-01 when Butler won 58-44 at Wisconsin.

Lickliter was also an assistant at Butler during the two seasons in which Ryan was the head coach at Wisconsin-Milwaukee (1999-01). Butler defeated UW-Milwaukee three times during the 1999-00 season and twice in 2000-01.

### THE SERIES

Iowa holds a 76-73 advantage in the series that began with a 30-9 Wisconsin win in 1909. Wisconsin won twice last season, 64-51 Jan. 5 in Madison and 60-54 Feb. 6 in Iowa City. The Badgers won both meetings in 2007 (57-46 in Iowa City and 74-62 in Madison) and have won 10 of the last 11. The teams split games in 2006, Wisconsin winning 66-52 in Madison and Iowa winning 59-44 in Iowa City. The Badgers won both meetings in 2005 by three points, 72-69 in Madison during the regular season and 59-56 in the Big Ten Conference Tournament semi-finals.

Iowa won two of three meetings in 2002, the only time the teams have ever met three times in one season. In 2002, the Hawkeyes won in Iowa City and lost in Madison before defeating the Badgers in the quarter-finals of the Big Ten Tournament in Indianapolis.

Iowa and Wisconsin have met three times at the Big Ten Tournament, with the Badgers winning twice. Wisconsin won in Chicago in 1999 and 2005 and Iowa won in Indianapolis in 2002.

Iowa holds a 48-24 advantage in Iowa City, including a 14-9 mark in Carver-Hawkeye Arena. Wisconsin has won seven of the last nine games in Iowa City.

Wisconsin holds a 47-27 advantage in games played in Madison and the Badgers have won the last seven meetings there. Iowa is 2-7 at the Kohl Center, winning there in 2000 (61-55) and 1998 (79-76).

### GREAT GAMES IN THE TOURNAMENT

Iowa and Wisconsin have met three times in the Big Ten Tournament, and two of those would qualify as "Instant Classics". The Badgers have won two of three, beginning with a 77-64 win in the quarter-finals of the 1999 tournament in Chicago.

The teams met again in 2002, with ninth seeded Iowa winning 58-56 over the top-seeded Badgers in Indianapolis. Iowa tied the game on a three-point play by Duez Henderson with 41 seconds remaining and regained possession following a Wisconsin turnover with eight seconds remaining. Luke Recker scored the winning basket on a jump shot from the lane with two seconds on the clock. Iowa advanced to the title game before falling to Ohio State.



## Media Guide & History Record Book Online

Iowa's 2008-09 media guide and the History and Record Book, are available online at [hawkeyesports.com](http://hawkeyesports.com). After opening the Iowa website, click on Men's Basketball at the top of the page under "The Hawkeyes". Once at the basketball site, click on either the Media Guide or the History and Record Book on the right side of the page under the "Stats and More" heading.

Copies of both publications are also available through the UI Sports Information office.

## Big Ten Coaches Teleconferences

The Big Ten Conference office has scheduled tele-conferences with men's basketball coaches each week during the Big Ten portion of the 2007-08 season. The weekly calls run through March 10.

The tele-conferences are held each Monday from 9-11 a.m. CT. The calls will be available for play-back for 24 hours.

Contact the Big Ten office or the Iowa Sports Information office for the tele-conference and play-back phone numbers. Following is the coach's order of appearance:

9:00	Tom Crean, Indiana
<b>9:10</b>	<b>Todd Lickliter, Iowa</b>
9:20	Tubby Smith, Minnesota
9:30	Bill Carmody, Northwestern
9:40	Ed DeChellis, Penn State
9:50	Matt Painter, Purdue
10:00	Tom Izzo, Michigan State
10:10	Bo Ryan, Wisconsin
10:20	John Beilein, Michigan
10:30	Thad Matta, Ohio State
10:40	Bruce Weber, Illinois
10:50	Player of the Week

# IOWA BASKETBALL



The Badgers were the second-seed in 2005 when Wisconsin and Iowa met in the semi-finals at the United Center. Iowa, the seventh seed, tied the score with 3.7 seconds remaining on a tip-in basket by Greg Brunner. Following a timeout, Wisconsin's Alando Tucker hit a running jump shot from approximately 35 feet to lift the Badgers to a 59-56 win. Wisconsin lost in the title game to Illinois.

### IOWA, BADGER NOTES

- Iowa assistants LaVall Jordan and Joel Cornette played against Wisconsin during their college careers at Butler, helping the Bulldogs post a 58-44 win in Madison on Jan. 30, 2001. Jordan contributed seven points and five rebounds in 35 minutes, while Cornette added seven points and six rebounds in 29 minutes.
- Wisconsin Assistant Coach Gary Close was an assistant coach at Iowa for 13 seasons (1987-99) under Tom Davis. He later was the head boys basketball coach at Regina High School in Iowa City for three years, leading his team to the state tournament his last two seasons.
- Wisconsin junior Jason Bohannon is a native of Marion, IA. His father, Gordy, played quarterback for the Hawkeye football team.
- Iowa Coach Todd Lickliter and Wisconsin Coach Bo Ryan each have a son as a member of their staff. Garrett Lickliter is a graduate manager for the Hawkeyes, while Matt Ryan serves as Wisconsin's video coordinator.

### WISCONSIN WON TWICE IN '08

Wisconsin defeated Iowa twice last season, winning 64-51 on Jan. 5 in Madison and 60-54 Feb. 6 in Iowa City. Wisconsin used a 17-4 scoring run over a nine minute period in the second half in winning at Madison. The Hawkeyes trailed by six, 28-22 at intermission, but scored the first six points of the second half to pull even.

From there the Badgers held Iowa without a field goal for just under nine minutes. Iowa was able to cut the deficit to nine, 54-45, with just under five minutes remaining, but could get no closer.

Iowa shot 52.9% from the field in the opening half, including 57.1% (4-7) from three-point range. Iowa was unable to maintain that accuracy in the second half, shooting just 35.7%.

After shooting 31% in the first half, Wisconsin shot 55% in the second half and added 12-18 (66.7%) free throws after the break. Wisconsin won the rebounding battle 34-31 and collected seven steals while forcing 14 Iowa turnovers.

Justin Johnson led Iowa with 13 points, while Cyrus Tate, Tony Freeman and Jeff Peterson each added eight. Tate led Iowa with eight rebounds. Brian Butch led Wisconsin with 22 points and seven rebounds. Joe Krabbenhoft added 12 points and seven rebounds.

Wisconsin outscored Iowa 16-10 over the last six minutes in the 60-54 win in Iowa City. The score was tied seven times and there were 13 lead changes, the last coming with 6:15 to play when Wisconsin's Marcus Landry converted two free throws to give the Badgers a 45-44 advantage.

Iowa's Justin Johnson hit a three-point basket with 3:44 remaining to cut Iowa's deficit to 48-47 before the Badgers connected on all 10 of their free throw attempts in the final four minutes. Cyrus Tate added a rebound basket for the Hawkeyes with 1:32 left to cut the margin to 54-51 and Jeff Peterson hit a three-pointer to move Iowa within two, 56-54, with 26 seconds remaining.

Joe Krabbenhoft made it a four-point advantage for Wisconsin with 21 seconds left, and, after a missed three-point attempt by Iowa, Landry added two final free shots with 11 seconds to play.

Iowa led by as many as five points in the first half and led 29-26 at the break. Iowa shot 35.4% for the game, compared to 43.5% for the Badgers, and the Hawkeyes held a 35-31 rebounding advantage.

Tony Freeman led Iowa with 18 points, while Cyrus Tate added 15 and Seth Gorney scored 10. Tate led Iowa with eight rebounds and Johnson added six. Landry led Wisconsin with 16 points. Brian Butch added 12 and Krabbenhoft had eight rebounds.



## Iowa Results on January 21

### 12 Wins, 18 Losses

1905	Augustana (IL)	L	20-41
1907	Nebraska	L	17-27
1909	* Coe	W	48-10
1911	* Drake	W	30-20
1916	Minnesota	L	11-26
1918	Wisconsin	L	19-34
1922	* Purdue	L	22-36
1921	Michigan	L	15-19
1924	Ohio State	L	28-43
1939	* Michigan	L	32-47
1944	* Illinois	W	56-51
1946	Chicago	W	58-32
1950	* Northwestern	W	61-56
1952	Indiana	L	69-82
1956	Michigan	W	78-67
1957	Northwestern	L	63-70
1961	Purdue	L	41-47
1962	Michigan State	W	60-59
1967	Northwestern	L	88-90
1974	Michigan State	L	86-95
1978	Michigan State	L	58-68
1982	Northwestern	W	49-48
1984	* Wisconsin	W	75-62
1988	* Illinois	W	93-79
1989	Purdue	W	67-66
1995	* Wisconsin	W	96-84
1998	* Michigan State	L	57-78
1999	Michigan State	L	65-80
2004	Iowa State	L	76-84
2006	Michigan State	L	55-85

\* at Iowa City

### IOWA FALLS AT PURDUE

Purdue hit four consecutive three-point baskets in a span of less than two minutes, breaking open a close game on the way to a 75-53 win over Iowa at West Lafayette. Iowa played its second straight game without the services of senior forward Cyrus Tate, who suffered an ankle injury early in the Jan. 8 loss to Minnesota.

The Hawkeyes trailed by seven, 35-28, at the 16:04 mark of the second half after David Palmer converted a pair of free throws. The Boilermakers took over from there, as four different players connected on a three-point basket as the Purdue lead expanded to 49-28 before Iowa scored again at the 13:34 mark.

Purdue shot 53.6% from the field in the second half, connecting on 7-9 (77.8%) three-point attempts and 9-10 free throws. The Boilermakers shot 49% overall, including 10-15 (66.7%) three-pointers and 15-18 (83.3%) from the free throw line.

Iowa fell behind by six in the early going before scoring six straight to tie the game after six minutes. Iowa rallied again late in the first half, cutting a nine-point deficit to just four, 26-22, in the final minute of the period. Purdue closed the half with a three-pointer at the buzzer for a 29-22 advantage.

Purdue's aggressive defense forced Iowa into 19 turnovers, which the Boilermakers turned into 17 points. Iowa shot just 25% (8-25) from the field in the opening half before improving to 36% for the game. Iowa made 9-20 (45%) three-point shots and hit just 57.1% (8-14) from the foul line.

Iowa was led by Palmer, who scored 19 points and added eight rebounds, both career highs for the junior forward. Palmer hit 7-14 field goals and 3-4 free throws while starting for the first time in his career. Freshman Matt Gatens added 11 points and five rebounds and Jeff Peterson contributed eight assists and two steals.

### MINNESOTA RALLIES PAST WISCONSIN

Minnesota tied the score on a three-point basket with two seconds remaining in regulation and went on to post a 78-74 win at Wisconsin Jan. 15. Lawrence Westbrook hit the three-pointer to force overtime then added nine points in the extra period to lead the Gophers, who rallied from a nine-point deficit in the final four minutes.

The Badgers controlled the game early, shooting 50% from the field in the first half in building a 33-22 halftime advantage. Wisconsin shot just 31.8% in the second half as Minnesota rallied. The Gophers forced 18 Wisconsin turnovers while collecting nine steals. Wisconsin held a 23-15 scoring advantage from the free throw line, while Minnesota held a narrow 35-34 rebounding edge. Minnesota shot 48.3% from the field, including 80% (4-5) from the field and 88.9% (8-9) from the free throw line in the overtime period.

Wisconsin was led in scoring by Marcus Landry with 18 points. Jason Bohannon added 16, Jon Leuer 15 and Trevon Hughes 14. Leuer added eight rebounds and Hughes contributed five assists.

### IOWA VS. RANKED TEAMS

These are Iowa's most recent wins vs. nationally ranked opponents:

**At Home:** 43-36 over sixth-ranked Michigan State, 1/12/08

**On the Road:** 70-67 over 21st-ranked Indiana, 2/11/06

**Neutral Court:** 67-60 over 7th-ranked Ohio State, 3/12/06  
In semi-finals of Big Ten Tournament

### LICKLITER VS. RANKED TEAMS

Iowa Coach Todd Lickliter holds a 7-13 record when coaching against nationally ranked opponents, including a 1-8 mark at Iowa and a 6-5 record in six seasons at Butler.

Iowa, this season, dropped a 68-65 contest at No. 23 Ohio State Dec. 31, lost a 52-49 decision to No. 19/22 Minnesota Jan. 8 in Iowa City and was defeated 75-53 Jan. 18 at No. 19/19 Purdue.

In 2007-08, Iowa defeated sixth-ranked Michigan State (43-36), while dropping decisions to 11th-ranked Indiana (76-79), 24th-ranked Wisconsin (51-64), seventh-ranked Indiana (43-65), eighth-ranked Wisconsin (54-60) and 17th-ranked Michigan State (52-66).





Lickliter's Butler teams defeated ranked opponents Louisville (14th), Maryland (18th), Mississippi State (20th), Ball State (21st), Tennessee (22nd) and Gonzaga (23rd). His teams are 0-3 vs. top five opponents, including losses to third-ranked Oklahoma in 2003, third-ranked Florida in 2007 and fifth-ranked Duke in 2003.

### **HAWKEYES AMONG TOP BIG TEN FRESHMEN**

Iowa freshmen Matt Gatens and Anthony Tucker rank among Big Ten freshman leaders in several categories. Gatens is first in three-point percentage (.550) and minutes (31.4), second in three-point field goals per game (1.8) and third in scoring (10.7) and field goal percentage (.504). He would rank first in free throw percentage (.970), but is three shy of the minimum.

Tucker is first in three-point field goals per game (2.7) and second in three-point percentage (.427) and scoring (10.4).

### **IOWA HITS 14 TREYS**

Iowa made 14 three-point baskets in a 68-65 loss at Ohio State to open Big Ten play. The 14 three-point baskets tie as the second highest total in school history. Iowa has made 15 in two games, the most recent against Northwestern on Jan. 3, 1998. Iowa shot an even 50% (14-28) against the Buckeyes. The Hawkeyes made 14 three-point baskets in five games prior to this season.

### **IOWA SHOOTING ON TARGET**

Iowa is shooting 46% from the field through 18 games. Iowa ranks second in the Big Ten in three-point field goals per game (8.7) and three-point percentage (.402). Iowa matched its season-low with just five three-point baskets in wins over Western Illinois and Indiana, but connected on a season-high 14 in a Dec. 31 loss at Ohio State and had nine in the most recent outing at Purdue.

Overall, the Hawkeyes have made at least 50% of their field goal attempts in six games. Iowa has single-game bests of 57.1% from the field in a win over Texas-San Antonio and 52% (13-25) from three-point range in a win at The Citadel. Iowa shot 52.3% from the field at Ohio State.

Iowa has made 13 three-point field goals in two games (at The Citadel and vs. SE MO State). The 13 three-point field goals ties as the 10th most by an Iowa team in a single game.

A year ago Iowa shot as well as 50% from the field in just four of 32 games, with a best of 57.5% at Penn State.

### **IOWA GETS DEFENSIVE**

Iowa's defensive play has been a constant throughout the season, as the Hawkeyes rank fifth nationally in scoring defense, allowing 57.2 points per game. Iowa opponents are shooting 41.4% from the field, including 35.4% from three-point range.

Iowa held Bryant University to just 36 points in a 61-36 win and allowed Northern Iowa just 24 points in the second half of a 65-46 win. The 36 points by Bryant match the fewest allowed by Iowa under Coach Todd Lickliter. Iowa held Michigan State to just 36 points in a 43-36 win over the Spartans last season in Iowa City. Bryant shot just 29.7% from the field, including 33.3% from three-point range. The

14 points scored by Bryant in the first half mark the fewest Iowa has allowed under Lickliter as well.

The Hawkeyes have held six opponents to less than 50 points. Iowa held No. 19/22 Minnesota to 52 points and 33.9% shooting from the field in a recent 52-49 loss.

Iowa ranked fifth in the nation in scoring defense last season (58.0) and held opponents under 50 points in nine games. Iowa opponents shot 40.4% from the field.

### **SOLID IN THE SECOND HALF**

Iowa's defense has been solid in the second half. At Boston College, Iowa allowed just seven field goals in the second half of a two-point loss. Iowa held Bryant University to just six field goals and 22 points in the second half in expanding a 26-14 halftime advantage to a 61-36 win.

Iowa led Northern Iowa 23-22 at halftime of a 65-46 win, limiting the Panthers to 10 field goals in the final 20 minutes. In a win over Iowa State, the Hawkeyes expanded a 34-32 halftime margin to a 73-57 win. Iowa led by as many as 26 points while holding the Cyclones to 10 field goals and 25 points in the second half. In a loss at Drake, Iowa held the Bulldogs to six field goals and 25 points in the second half. Iowa allowed Western Illinois to 20 points in the second half, as the Leathernecks made just seven field goals (25%) and 1-5 (20%) three-point attempts.

In a conference win over Indiana, Iowa allowed the Hoosiers just nine field goals in the second half (9-24, 37.5%). The Hawkeyes held Michigan to 35.5% (11-31) shooting in the final 20 minutes.

Iowa's defense struggled in the second half at Purdue, as the 46 second half points by the Boilermakers rank as the most scored against Iowa in the second half in 50 games under Coach Todd Lickliter. Purdue shot 53.6% overall in the half, including 77.8% from three-point range, and added 90% from the free throw line.

### **NO TREYS FOR OPPONENT**

Iowa held Southeast Missouri State without a three-point basket in a 75-41 win, as the Redhawks missed all 11 attempts from behind the arc. SE Missouri State became the first Iowa opponent in 125 games not to make at least one trey. The last time that happened was Dec. 10, 2004 when Iowa State missed all six three-point attempts in Iowa's 70-63 win in Iowa City. Iowa allowed Kansas State just three treys in seven attempts in a 65-63 Hawkeye win. Boston College made just 2-10 three-point attempts in its 57-55 win over Iowa and Western Illinois was 2-7 in its 58-43 loss to the Hawkeyes.

### **HAWKEYES FROM THE LINE**

Iowa is shooting 74.7% from the free throw line, including a perfect 8-8 in the win over Northern Iowa. Iowa made 20-22 free throw attempts (90.9%) in a win over Texas-San Antonio, including its last 14 attempts over the final 13 minutes of the game. The streak ended when the Hawkeyes missed their first free throw attempt at The Citadel.

Iowa also shot 88.9% (8-9) in a loss at Boston College, 76.2% (16-21) in a win over Iowa State, 77.3% (17-22) in a win over Western Illinois, 74.1% (20-27) in a win over Indiana, 90.9% (10-11) in a loss to Minnesota and 90% (9-10) in a loss at Michigan.



## Iowa in Big Ten Statistics

Category	All Games		Big Ten	
	Stat	Rank	Stat	Rank
Scoring Defense	57.2	2nd	63.8	6th
3-Pt. Field Goal %	.402	1st	.402	3rd
3-Pt. FG Per Game	8.7	2nd	8.2	2nd
Free Throw %	.747	2nd	.754	1st
Field Goal %	.460	5th	.423	7th
Rebounding Margin	+0.3	6th	-1.8	7th
FG% Defense	.414	6th	.438	7th
Assists	12.7	9th	12.2	9th
3-PT FG Defense	.354	9th	.414	10th
Scoring Margin	+5.1	10th	-7.6	10th
Ast./TO Ratio	1.0	10th	0.8	10th
Steals	5.3	10th	3.6	11th
Turnover Margin	-1.0	10th	-4.8	10th
Scoring Offense	62.3	10th	56.2	10th
Blocked Shots	2.2	10th	2.4	T8th

### INDIVIDUAL STATISTICS

Category	Player	All Games		Big Ten	
		Stat	Rank	Stat	Rank
FT%	Matt Gatens	.970	---	1.000	---
	Jeff Peterson	.873	2nd	.889	T3rd
	Cyrus Tate	.744	10th	.909	---
3-pt. FG %	Matt Gatens	.550	1st	.600	2nd
	Anthony Tucker	.427	7th	.333	---
	Jake Kelly	.356	---	.400	11th
3-pt. FG Per G.	Anthony Tucker	2.7	3rd	0.8	---
	Matt Gatens	1.8	10th	2.4	8th
	Jake Kelly	1.2	---	1.6	T15th
FG%	Matt Gatens	.504	11th	.564	3rd
	Cyrus Tate	.683	---	1.000	---
Rebounding	Cyrus Tate	6.3	10th	4.3	---
	Matt Gatens	4.3	---	5.2	18th
	Jermain Davis	3.3	---	5.0	T20th
Steals	Jake Kelly	1.2	14th	0.8	---
Ast/TO Ratio	Jeff Peterson	1.3	13th	1.4	---
Assists	Jeff Peterson	4.1	7th	5.2	2nd
Scoring	Anthony Tucker	10.4	27th	3.8	---
	Matt Gatens	10.7	25th	12.2	18th
	Jeff Peterson	9.8	30th	10.0	T29th
Minutes	Jeff Peterson	31.5	14th	35.2	T7th
	Matt Gatens	31.4	15th	34.0	T11th
Blocks	A. Brommer	0.5	---	0.8	T13th

The perfect performance against Northern Iowa is the best for an Iowa team since Nov. 19, 2004 when the Hawkeyes established a school record by hitting all 20 of their free throw attempts in a win over Western Illinois.

Iowa's accuracy from the free throw line is led by freshman Matt Gatens, who is shooting 97% (32-33) to lead all players in the Big Ten. Gatens has made 26 straight free throws since his only miss occurred in a win over Texas-San Antonio in the second game of the season.

Jeff Peterson (second, .873) and Cyrus Tate (10th, .744) rank among the Big Ten Conference leaders in free throw percentage. Gatens would lead the Big Ten, but is three attempts shy of qualifying. Tate shot just 58.5% from the line a year ago.

Jermain Davis led Iowa vs. UTSA, making all 10 of his attempts. He is the 24th Iowa player ever to shoot 100% from the free throw line in a game, with a minimum of 10 attempts. Davis is the seventh player (sixth Hawkeye) to make as many as 10 free throws in a game without a miss, in Carver-Hawkeye Arena.

Jake Kelly added 9-10 free throws in a loss to West Virginia, Jeff Peterson made 11-12 free throws in a win over Kansas State and Tate made 10-11 against Indiana.

### BALANCED SCORING LEADS IOWA

Iowa has featured a balanced scoring attack, with at least three players scoring in double figures in eight games and four reaching 10 points or more in three games. Seven different players have led the team in scoring and four are averaging more than 9.1 points per game.

Senior Cyrus Tate is shooting 68.3% from the field, followed by guards Matt Gatens (50.4%) and Jeff Peterson (47.8%). Tate shot 66.7% from the field last season, including 70.2% in Big Ten games.

Freshman Anthony Tucker led Iowa with 21 points in the win at The Citadel, as he hit 7-11 three-point shots. Tucker hit 8-12 field goals, including 6-9 three-pointers, in scoring 24 points in the loss to West Virginia.

Tucker added 19 points vs. Oakland and 14 vs. SE Missouri State. Tucker is shooting 43.8% from the field and 42.7% from three-point range. The seven three-pointers by Tucker at The Citadel match the fifth best total in school history. Chris Kingsbury twice made nine treys, while Justin Johnson had eight three-pointers in two games.

### HAWKEYE GAMES NOTES

- Iowa is 8-3 when controlling the opening tip and 3-4 when not controlling the tip.
- Iowa is 2-1 when four players reach double figures, 6-2 when three score in double figures, 3-2 when two score 10 or more points and 0-2 with just one player in double figures. In 32 games last season, Iowa had more than three players score in double figures just four times.
- Iowa was guilty of five turnovers in a win over Northern Iowa, the fewest for the Hawkeyes under Coach Todd Lickliter. Iowa had six turnovers in a win at The Citadel and seven in wins over Charleston Southern and SE Missouri State. Iowa was guilty of 19 turnovers against Texas-San Antonio, 16 vs. Oakland and 21 vs. West Virginia, (including 17 in the first half).
- More recently, Iowa had 17 turnovers vs. Minnesota and Michigan and 19 at Purdue in its last three games. The Hawkeyes had less than 10 turnovers in just two of 32 games a year ago and had 20 or more turnovers in seven games.
- Iowa is 4-0 when scoring between 70-79 points, 6-2 when scoring between 60-69 points and 1-5 when scoring less than 60 points.





## Hy-Vee Cy-Hawk Series

Iowa has clinched the fifth annual Hy-Vee Cy-Hawk Series, holding a 15-4 advantage through nine events. Iowa defeated Iowa State 17-5 in football to win the only three-point event. The Cyclones beat the Hawkeyes 3-0 in volleyball (Sept. 12) to earn two points. Iowa also downed the Cyclones in women's soccer, 3-2, in Ames. In cross country, the Iowa women placed ahead of Iowa State in the NCAA Regional to gain two points, while the ISU men topped Iowa in the men's event. Iowa defeated the Cyclones in wrestling (20-15), women's basketball (66-46), men's basketball (73-57) and women's swimming and diving (196-104).

There are three events remaining, with the next competition slated for Feb. 12 when the teams meet in women's gymnastics.

Iowa now holds a 3-2 advantage in the in-state competition that began in 2005, winning in 2005 and 2007, along with this year.

The 12-event series awards two points (except football, which is worth three) to the winning school in each head-to-head match-up between the two institutions. Additionally, two points are awarded to an institution if the graduation rate of its student-athletes is greater than the national average as reported each fall by the NCAA.

A commemorative Hy-Vee Cy-Hawk Series Cup, which stands 31 inches tall and weighs 19 pounds, is displayed on the winning team's campus for an entire year after a victory. Replica cups are also presented as "traveling trophies" for individual victorious teams in the head-to-head competition.

This season's fifth annual Hy-Vee Cy-Hawk Series schedule is listed below:

Date	Event	Site/Result
9/12	Volleyball (2 pts)	ISU, 0-3
9/13	Football (3 pts)	Iowa, 17-5
9/21	Women's Soccer (2 pts)	Iowa, 3-2
11/15	Men's Cross Country (2 pts)	ISU
11/15	Women's Cross Country (2 pts)	Iowa
12/6	Wrestling (2 pts)	Iowa, 20-15
12/7	Women's Basketball (2 pts)	Iowa, 66-46
12/12	Men's Basketball (2 pts)	Iowa, 73-57
12/12	Women's Swim. & Diving (2 pts)	Iowa, 196-104
2/12	Women's Gymnastics (2 pts)	Ames
2/14	Women's Gymnastics (2 pts)	Iowa City
4/7	Softball (2 points)	Iowa City

### Academic Opportunities

Two points for an institution if the student-athlete graduation rate for all student-athletes is greater than the national average for all student-athletes, according to the annual graduation rate report issued each September/October by the NCAA.

- Iowa is 6-0 when holding its opponent to less than 50 points, 2-2 when the opponent scores between 50-59 points, 3-3 when the opponent scores between 60-69 points, 0-1 when the opponent scores between 70-79 points and 0-1 when the opponent scores over 80 points.
- Iowa is 10-3 when collecting more assists than the opponent, 0-3 when the opponent has more assists and 1-1 when assists are even.
- Iowa is 7-0 when having fewer turnovers than its opponent, 2-5 when the opponent has fewer turnovers and 2-2 when turnovers are even.
- Iowa is 8-1 when collecting more steals than its opponent, 3-5 when the opponent has more steals and 0-1 when steals are even. Iowa allowed The Citadel no steals in taking the 70-48 road win.
- Iowa is 10-1 when leading at halftime and 1-6 when trailing at halftime.
- Iowa is 4-3 in games decided by 10 points or less, including 2-3 in games decided by five points or less.

### HAWKEYE PLAYER NOTES

- Along with scoring the game winning basket vs. Kansas State, Cyrus Tate ended the game with 10 points and seven rebounds, just one night after failing to score in a loss to West Virginia. Tate turned in solid defensive performances in wins over Northern Iowa and Iowa State, adding 10 points and eight rebounds against the Cyclones. He leads Iowa in rebounding (6.3) and is scoring 7.4 points per game. He recorded the sixth double-double of his career with 22 points and 11 rebounds in a win over Indiana. He played just eight minutes in the loss to Minnesota due to injury and did not play in Iowa's most recent games vs. Michigan and Purdue.
- Jeff Peterson leads Iowa in assists at 4.1 per game. Peterson scored a season-high 18 points in wins over Kansas State and Northern Iowa and is averaging 9.8 points per game. He is shooting 47.8% from the field and leads the team in free throws (55) and attempts (63), shooting 87.3%. Peterson led Iowa in assists (3.1) last season as a true freshman.
- True freshman Matt Gatens has scored in double figures in 12 games. He recorded his first career double-double with 11 points and 10 rebounds in a recent win over Western Illinois and added a season-best 22 points in the loss at Ohio State. He ranks third on the team in assists (46) and has missed just one free throw (32-33, 97%). He has made 26 straight free throws over the last 16 games. He is shooting 50.4% from the field and 55% from three-point range.
- Junior Devan Bawinkel had a season-best 15 points in a loss at Ohio State, hitting 5-8 three-pointers. He added 12 points against Boston College and Iowa State, connecting on 4-7 three-pointers at Boston College and 4-5 vs. Iowa State. Through 18 games, 66 of his 68 field goal attempts are three-point attempts. He also has not attempted a free throw and has committed just two turnovers.



## ***Iowa Signs Two In-State Recruits***

Guard Eric May of Wahlert HS in Dubuque and forward/center Brennan Cougill of Heelan HS in Sioux City have signed national letters in intent to join the Hawkeye basketball program next season.

May (6-5, 220) has excelled in both basketball and football during his prep career. He led Wahlert to the Class 3-A state basketball title as a junior, hitting a 35-foot shot at the buzzer to lift his team to a 70-67 win. In three games at the state tournament he averaged 18.7 points and 4.3 rebounds, shooting 50% from three-point range and 87.5% from the free throw line. He was named captain of the Class 3-A all-tournament team.

May averaged 18.5 points, 6.5 rebounds, three assists and 2.5 steals as a junior for Coach Tom English as Wahlert posted a 24-3 overall record. His last second basket led Wahlert to a win at Iowa City High, the only loss of the season for the Class 4-A state champion Little Hawks.

May earned first team all-state and all-conference honors as a junior. This past football season he earned first team all-conference recognition as one of the top prep quarterbacks in the state.

May also started for the Wahlert basketball team as a sophomore, averaging 14 points and 7.2 rebounds in helping the Golden Eagles post a 16-7 overall record.

Cougill (6-9, 260) became the first in-state player to commit to Lickliter's program when he gave the Hawkeyes his verbal commitment in September, 2007. He averaged 19.5 points, 11 rebounds and two blocked shots per game as a junior. He earned first team all-state honors a year ago after earning third team recognition as a sophomore. Cougill was invited last summer to the invitation-only NBA Top 100 camp in Virginia.

As a junior, Cougill led Heelan to a 20-4 overall record, including a return trip to the Class 3-A state tournament. Heelan was defeated in the quarter-finals by eventual champion Dubuque Wahlert. Cougill collected 10 points and 10 rebounds in the quarter-final loss.

As a sophomore he averaged 15.5 points and nine rebounds a game as Heelan placed second in the state tournament. His tip-in basket in the semi-finals allowed Heelan to advance to the title game.

- Junior Jermain Davis had his best game against Iowa State, recording season-bests in points (16), rebounds (six), assists (five) and steals (one). Davis had 10 points in the loss at Boston College and added 13 points and eight rebounds in a win over Western Illinois. He had nine points and eight rebounds in a win over Indiana and eight rebounds in a loss to Minnesota. Davis is averaging five rebounds in conference play.
- Sophomore Jake Kelly, still shaking off the effects of a broken middle finger on his shooting (right) hand, contributed 19 points, five rebounds, four assists and two steals in a win over Northern Iowa. He added 13 points and four assists in a win over Western Illinois, 11 points at Ohio State and 10 points vs. Indiana. He leads the team with 22 steals, is second with 48 assists and is averaging 9.1 points. Kelly missed over a week of practice and Iowa's exhibition game due to the injury.

- Anthony Tucker, a true freshman, scored in double figures in Iowa's first six games. Tucker is scoring 10.4 points a game, reaching double figures in eight of 14 games he has played.
- True freshman Aaron Fuller had a season-best seven rebounds and seven points against Kansas State, and he added seven points in a win over Bryant and five points and three rebounds at Michigan. Fuller returned to the starting line-up at Purdue and contributed four points and two rebounds.
- Junior forward David Palmer started for the first time in his career at Purdue and responded with 19 points and eight rebounds. Palmer reached career-bests in points, rebounds, field goals and attempt, free throws and attempts and minutes played. In limited time he is shooting 47.8% from the field, 44.4% from three-point range and 83.3% from the free throw line.

### **VALUABLE POSSESSIONS**

Iowa is averaging 12.7 assists and 12.7 turnovers per game. Through 18 games last season those averages were 12.4 assists and 16.4 turnovers per game.

### **IOWA PROGRAM REACHES 1,400 WINS**

The Iowa basketball program reached 1,400 wins (now at 1,462) with a 79-46 victory over Texas-San Antonio on Nov. 26, 2005. Iowa ranks 36th on the all-time list for victories and is one of 40 NCAA Division I programs with as many as 1,450 wins. Iowa's basketball history includes 73 winning seasons and 24 years in which the Hawkeyes have won 20 or more games. Iowa (with 22) is one of 31 programs to earn more than 20 invitations into the NCAA Tournament.

### **HAWKEYES FEATURE YOUNG LINE-UP**

Iowa's starting line-up in its first eight games included three true freshmen, including forward Aaron Fuller and guards Matt Gatens and Anthony Tucker. Iowa then started one senior, one junior, two sophomores and one freshman in seven games before sophomore Jarryd Cole replaced senior Cyrus Tate in the starting line-up at Michigan. At Purdue, Iowa's line-up included two freshmen, two sophomore and a junior.

Iowa's starting line-up in four games last season included freshmen Jarryd Cole, Jeff Peterson and Jake Kelly. Cole later missed the final 19 games due to injury. Kelly started 25 games and Peterson 11. The three combined for 42 starts.

Iowa had not started three freshmen in a game since the 2000-01 season. That season, Brody Boyd, Jared Reiner and Glen Worley started in a game at Illinois. Boyd, Worley and Sean Sonderleiter started in a game at Michigan State and Boyd, Worley and Cortney Scott started at Michigan.

### **TAKING CARE OF TURNOVERS**

During the non-conference portion of the schedule, Iowa averaged 11.5 turnovers in 13 games. In five Big Ten Conference games, Iowa is averaging 15.6 turnovers per contest.

A year ago, Iowa averaged 17.2 turnovers in its 13 non-conference games before reducing that number to 14.8 during the 18-game conference schedule.



### NEWCOMERS CONTRIBUTE

With seven new players on a 13-man roster, Iowa is relying on newcomers this season. Three newcomers, all freshmen, started Iowa's first eight games. Four of the newcomers have led the team in scoring in at least one game.

The Hawkeye newcomers have scored 40 or more points in six games, with a high of 48 vs. Texas-San Antonio. The first-year Hawkeyes had a season-best 23 rebounds in a win over SE Missouri State and 21 in a win over Western Illinois and a loss at Michigan.

Freshman Matt Gatens led the newcomers with 15 points in the opening game and freshman Anthony Tucker has led Iowa's scoring in five games. Gatens' total matches the most points scored by a freshman in their first game since Jeff Horner had 15 points in the first game of the 2002-03 season. Tucker scored 24 points vs. West Virginia, 21 points at The Citadel and 19 vs. Oakland. Gatens leads Iowa in scoring at 10.7 points per game and Tucker is scoring 10.4.

Here are the totals Iowa's newcomers have contributed each game, and the averages:

	<b>Pts</b>	<b>Rebs</b>	<b>Asts</b>	<b>Stls</b>	<b>Min</b>
Charleston Southern	37	12	14	2	118
Texas-San Antonio	48	15	13	2	119
at The Citadel	45	12	7	5	108
Oakland	31	13	6	2	98
SE MO State	44	23	9	5	118
West Virginia (n)	41	14	3	1	119
Kansas State (n)	28	20	2	3	119
at Boston College	34	9	6	1	111
Bryant Univ.	43	12	9	2	115
Northern Iowa	24	9	3	1	94
Iowa State	38	17	7	3	99
at Drake	26	7	4	1	115
Western Illinois	30	21	3	0	102
at Ohio State	40	14	5	2	104
Indiana	17	12	6	2	97
Minnesota	22	17	5	1	114
at Michigan	27	21	4	1	107
at Purdue	23	14	4	1	109
<b>Totals</b>	<b>593</b>	<b>263</b>	<b>110</b>	<b>35</b>	<b>1,964</b>
<b>Average</b>	<b>32.9</b>	<b>14.6</b>	<b>6.1</b>	<b>1.9</b>	<b>109.1</b>

### LEADING THE TEAM

Following is the number of times a player has led Iowa in scoring, rebounding, assists and steals. If two or more players tied for the team lead, all are credited for that game:

<b>Player</b>	<b>Pts.</b>	<b>Rebs.</b>	<b>Asts.</b>	<b>Stls.</b>
Devan Bawinkel	1			
Jermain Davis	2	1	1	1
Jarryd Cole		1		1
Anthony Fuller		2		2
Matt Gatens	5	4	5	3
Jake Kelly	2		4	7
David Palmer	1	1	0	0
Jeff Peterson	2		10	7
Cyrus Tate	2	11	0	5
Anthony Tucker	5	2		2

### IOWA'S STATISTICAL COMPARISONS

	<b>All Games</b>	<b>Big Ten</b>	<b>Home Games</b>	<b>Away Games</b>	<b>IA Wins</b>	<b>IA Losses</b>
Record	11-7	1-4	9-1	2-6	11-0	0-7
Points	62.3	56.2	65.3	58.5	67.2	54.6
Opp. Pts	57.2	63.8	50.7	65.2	51.5	66.1
FG%	.460	.423	.489	.423	.487	.414
FG Def.	.414	.438	.373	.465	.395	.441
3-PT%	.402	.402	.385	.423	.406	.396
3-pt. Def.	.354	.414	.310	.417	.318	.407
FT%	.747	.754	.784	.698	.746	.747
REB	29.2	28.2	31.4	26.5	31.0	26.4
AST	12.7	12.2	13.7	11.5	13.8	11.0
TO	12.7	15.6	11.5	14.1	10.5	16.1
STL	5.3	3.6	5.6	5.0	6.1	4.1
BLK	2.2	2.4	2.8	1.5	2.3	2.1

### REACHING DOUBLE FIGURES

Following are Iowa's number of double figure games in scoring and rebounding, both for the 2008-09 season and for their career:

	<b>Points</b>		<b>Rebounds</b>	
	<b>'08-09</b>	<b>Career</b>	<b>'08-09</b>	<b>Career</b>
Devan Bawinkel	3	3	0	0
Jarryd Cole	0	5	0	0
Jermain Davis	4	4	0	0
Matt Gatens	12	12	1	1
Jake Kelly	8	19	0	0
David Palmer	1	1	0	0
Jeff Peterson	7	10	0	0
Cyrus Tate	5	19	4	10
Anthony Tucker	8	8	1	1

### HOME, AWAY COMPARISONS

In its 10 home games, Iowa has outscored its opponents by a 14.6 point margin, shooting 48.9% from the field while holding its opponent to 37.3% shooting. Iowa holds a 31.4-26.8 rebounding advantage.

In eight games away from Carver-Hawkeye Arena, Iowa has been outscored 65.2-58.5. The Hawkeyes are shooting 42.3% from the field while the opponents are shooting 46.5%. The opponents hold a 31.6-26.5 rebounding margin.

### STARTING LINE-UPS

Iowa has used four starting line-ups in its 18 games, including three different line-ups in five conference games. Iowa used five different starting line-ups a year ago, but the same line-up in all 18 Big Ten games. Following is Iowa's record by line-up, with the last starting unit in bold:

Fuller, Tate, Gatens, Peterson, Tucker (CSU, UTSA, CIT, OAK, SEMO, WVU, KSU, BC)	6-2
Davis, Tate, Gatens, Peterson, Kelly (BU, UNI, ISU, DU, WIU, OSU, IND, MINN)	5-3
Davis, Cole, Gatens, Peterson, Kelly (MICH)	0-1
<b>Fuller, Palmer, Gatens, Peterson, Kelly (PUR)</b>	<b>0-1</b>





### OVERCOMING DEFICITS

The biggest deficit Iowa has overcome to earn a victory this season is seven points. In the season opening contest, Iowa trailed 7-0 before taking a 68-48 win over Charleston Southern. Iowa also trailed 22-15 in the first half of a 65-46 win over Northern Iowa.

In Iowa's losses, Minnesota trailed by 13 points in the first half before earning a 52-49 win.

Last season Iowa rallied from a 14-point deficit in two games, while two opponents defeated Iowa after trailing by 16 points.

### OFF THE BENCH

The Iowa reserves are averaging 16.7 points and 7.2 rebounds per game, compared to 13.2 points and 7.6 rebounds by the opponent reserves.

Iowa is 6-4 when the reserves outscore the opponent reserves, 5-2 when the opponent reserves score more points and 0-1 when bench scoring is even.

Iowa is 6-2 when the Hawkeye reserves have more rebounds than the opponent reserves, 5-4 when the opponent reserves have more rebounds and 0-1 when rebounding by the reserves is even. Following is a game-by-game comparison with opponents:

Opponent	Iowa		Opponent	
	Pts.	Rebs.	Pts.	Rebs.
Charleston Southern	21	8	5	6
TX-San Antonio	17	10	21	7
at The Citadel	12	7	5	8
Oakland	16	5	5	4
SEMO	30	16	14	10
West Virginia (n)	21	6	18	10
Kansas State (n)	22	5	25	17
at Boston College	33	8	15	5
Bryant Univ.	22	6	8	2
Northern Iowa	5	5	6	0
Iowa State	18	9	19	10
at Drake	19	8	19	10
Western Illinois	10	5	2	6
at Ohio State	18	7	4	1
Indiana	2	1	10	7
Minnesota	8	8	24	14
at Michigan	19	8	9	8
at Purdue	8	8	29	11
<b>Totals</b>	<b>301</b>	<b>130</b>	<b>238</b>	<b>136</b>
<b>Average</b>	<b>16.7</b>	<b>7.2</b>	<b>13.2</b>	<b>7.6</b>

### SCORING BY HALVES

Iowa has outscored its opponents 503-483 in the first half and 618-546 in the second half. Iowa has led at halftime in 11 games, and has outscored its opponent in the second half 11 times.

### IOWA FROM THE FREE THROW LINE

Iowa has made over 70% of its free throws in 12 games, including 100% (8-8) vs. Northern Iowa, 90.9% (20-22) vs. Texas-San Antonio and Minnesota (10-11), 90% (9-10) at Michigan and 88.9% (8-9) at Boston College. Iowa made at least 70% of its free throws in 12 games last season, with a season-best 88.9% (8-9) at Northern Iowa.

Iowa is 8-5 this season when shooting over 70% from the foul line. Four of Iowa's opponents have shot less than 60% from the foul line. Following is Iowa's won-loss breakdown this season, based on free throw percentage:

Iowa FT%	W-L	Iowa FT%	W-L
Under 50%	0-0	70-79%	6-2
50-59%	1-1	80-89%	0-1
60-69%	2-1	90-100%	2-2

### CRUNCH TIME FREE THROWS

Iowa is 35-43 (.814) from the free throw line in the final four minutes of its seven games that have been decided by 10 points or less. Iowa's opponents in those games have made 17-24 (.708) free throw attempts in the final four minutes. Iowa is 4-3 in games decided by 10 points or less and 2-3 in games decided by five points or less. Following are Iowa's individual attempts:

Matt Gatens	4-4	1.000
Anthony Tucker	4-4	1.000
Jeff Peterson	14-16	.875
Jake Kelly	6-7	.857
Jermain Davis	5-6	.833
Cyrus Tate	1-3	.333
Andrew Brommer	1-3	.333
<b>Iowa</b>	<b>35-43</b>	<b>.814</b>
<b>Opponents</b>	<b>17-24</b>	<b>.708</b>

### IOWA RECORD BY CONFERENCE

Iowa played teams from the Atlantic Coast, Big East, Big South, Big 12 (two), Missouri Valley (two), Ohio Valley, Southern, Southland and Summit (two) conferences in non-conference action. Following is a breakdown of Iowa's record by conference:

Atlantic Coast	0-1	Missouri Valley	1-1
Big East	0-1	Ohio Valley	1-0
Big South	1-0	Southeastern	0-0
Big Ten	1-4	Southern	1-0
Big 12	2-0	Southland	1-0
Independent	1-0	Summit League	2-0

### AMONG SINGLE SEASON BESTS

Iowa made 222 three-point field goals while attempting 640 three-point shots a year ago, averaging 6.9 made treys and 20 three-point attempts. Both of those figures rank second best at Iowa for a single season. The Hawkeyes set single season records in 1995 when they made 274 of 743 three-point attempts.

Through 18 games this season, Iowa is averaging 8.7 made three-point field goals and 21.6 attempts.

### IOWA IN TOURNAMENT PLAY

Iowa has fared well while taking part in regular-season tournaments over the past 22 years. In that time Iowa has won the Great Alaska Shootout (1986-87), the Cal-Irvine Anteater Classic (1986-87), the Maui Classic (1987-88), the San Juan Thanksgiving Shootout (1992-93), the San Juan Christmas Shootout (1997-98), the Big Ten Conference Tournament in 2001 and 2006 and its own invitational 24 times.



In addition, Iowa was runner-up in the 1985-86 Far West Classic, the 1987-88 All-College Tournament, the 1988-89 Chaminade Classic, the 1991-92 Tampa Tribune Holiday Invitational, the 1994-95 Rainbow Classic, the 1995-96 Great Alaska Shootout, the 1999-00 Coaches vs. Cancer Classic, the 2001-02 Guardians Classic, the 2005-06 Guardians Classic, the 2002 Big Ten Conference Tournament and the 2004 Maui Invitational.

### **IOWA ON THE BIG TEN NETWORK**

The majority of Iowa games throughout the 2008-09 season can be seen on the Big Ten Network, a national cable television network that now reaches over 70 million homes in its second year. The Big Ten Network is available on Mediacom, which provides cable service to over 400,000 customers throughout Iowa and the Midwest.

Iowa games telecast on the Big Ten Network are also available through the nation's two satellite television companies, DirectTV and Dish Network.

### **BTN CLASSIC GAMES INCLUDES IOWA**

The Big Ten Network, for the second straight season, will televise a series of "Greatest Games" of the Big Ten Conference throughout the season. Iowa games featured include an overtime win over Oklahoma in the Sweet 16 of the 1987 NCAA Tournament and a double overtime win at Indiana during the 2003-04 season. The victory over Indiana will air at 7 p.m. CT on Feb. 3 and the win over Oklahoma can be seen at 7 p.m. on Feb. 24. An Iowa loss at Northwestern during the 2004-05 season can be seen again at 11 a.m. CT on Feb. 28.

### **TATE & COLE ARE IOWA CAPTAINS**

Senior forward Cyrus Tate and sophomore forward Jarryd Cole are serving as Iowa's captains.

Tate averaged 8.3 points and 5.4 rebounds a year ago while starting 19 of the 31 games he appeared in. Tate shot 66.7% from the field for the season and 70.2% in Big Ten games. He led the conference in field goal percentage and was third in rebounding in conference games. He has started every game this season and is averaging 7.6 points and 7.5 rebounds.

Cole started six of the 13 games he played before a knee injury in Iowa's final non-conference game forced him to miss the final 19 games. Cole averaged 6.6 points and 4.8 rebounds, shooting 66.7% from the field. He has played in all 11 games this season.

### **THE RETURNING CAST**

Iowa returns two starters and six lettermen from a year ago. The returning starters include senior forward Cyrus Tate (6-8, 255) and sophomore guard Jake Kelly (6-6, 185). Tate started 19 games as a junior, averaging 8.3 points and 5.4 rebounds. Kelly started 25 of 32 games in his first season, averaging 7.3 points while shooting 43.5% from three-point range.

The four additional returning lettermen include junior center David Palmer (6-9, 240), senior guard J.R. Angle (6-7, 215), sophomore guard Jeff Peterson (6-0, 192) and sophomore forward Jarryd Cole (6-7, 250).

Iowa's returning players, last season, played 44.9% of all minutes in 32 games, scoring 44.9% of Iowa's points and grabbing 37.3% of Iowa's rebounds. The group also had 45.5% of the assists and 50% of the steals last season. They combined to shoot 45.8% from the field, 35.7% from three-point range and 63.1% from the free throw line.

### **LICKLITER TO REDSHIRT**

Freshman guard John Lickliter, who joined the Iowa program as a walk-on to play for his father, Coach Todd Lickliter, plans to use the 2008-09 season to redshirt.

Lickliter started every game a year ago at Iowa City High, helping the Little Hawks claim the Class 4-A state title.

### **A YOUNG SQUAD**

Iowa's roster of 13 players includes five freshmen, three sophomores, three juniors and two seniors. The sophomores are Jarryd Cole, Jake Kelly and Jeff Peterson. The freshmen include forward Andrew Brommer (6-9, 235), forward Aaron Fuller (6-6, 210), guard Matt Gatens (6-5, 215), guard John Lickliter (5-11, 175) and guard Anthony Tucker (6-4, 200).

In addition, junior guards Devan Bawinkel (6-5, 210) and Jermain Davis (6-4, 200) are both in their first year at Iowa after attending junior colleges a year ago.

Along with two players from the state of Iowa, the roster includes two players from Illinois and Indiana, three from Minnesota, two from Missouri and one from Arizona and Tennessee.

### **HAWKEYE SCHEDULE NOTES**

- During the non-conference portion of the schedule, Iowa traveled roughly 7,640 miles during a 13-day stretch to play games in Charleston, SC (at The Citadel), Las Vegas (Las Vegas Inv.) and Boston (at Boston College). Iowa also played two home games during that stretch.
- Along with an opening win over Charleston Southern, Iowa traveled to The Citadel on Nov. 20. Both Charleston Southern and The Citadel are located in Charleston, South Carolina.
- Iowa's schedule includes 17 home games, including nine Big Ten Conference games and home dates with in-state opponents Northern Iowa and Iowa State. In conference play, Iowa does not play at Illinois, while Minnesota does not visit Carver-Hawkeye Arena.
- Iowa's Big Ten schedule includes five weekend home dates and four games during the week. The Iowa schedule includes four straight weekend road games, concluding with the Feb. 1 contest at Illinois.
- After playing a number of games a year ago with a start time of 8 p.m., Iowa's contest Wednesday against Wisconsin is the last home game this season with a start time as late as 7:30 p.m.
- Iowa's schedule includes at least three neutral site games, including two games in the Las Vegas Invitational. Iowa defeated Kansas State to split its two games in Las Vegas as the Hawkeyes earned their first neutral site win since a 78-65 win over Toledo on Nov. 17, 2006 at the Paradise Jam.



- Iowa could play between one and four neutral site games while taking part in the Big Ten Conference Tournament in Indianapolis, IN at the end of the season.

### **POST-SEASON OPPONENTS**

Fifteen of Iowa's 31 games during the regular season are against teams that advanced to post-season play last season. That includes 11 games against teams that participated in the NCAA Tournament. Iowa will play eight games against four Big Ten opponents that appeared in the 2008 NCAA Tournament, along with a single game at Drake and games against West Virginia and Kansas State.

During the non-conference portion of the schedule Iowa will face teams from the Big East (West Virginia), Atlantic Coast (Boston College), Big 12 (Iowa State and Kansas State) and Missouri Valley (Drake and Northern Iowa) conferences.

Iowa, in 2007-08, played 14 of 32 games against teams that advanced to post-season play. That included five teams that advanced to the NCAA Tournament (1-8), three opponents who competed in the NIT (1-3) and one opponent who participated in the initial College Basketball Invitational (0-1).

### **NATIONAL COACH OF THE YEAR**

Iowa Coach Todd Lickliter was named the 2007 Division I national Coach of the Year by the National Basketball Coaches (NABC) after leading Butler to 29 wins and a spot in the NCAA Sweet Sixteen.

With Iowa football Coach Kirk Ferentz earning national Coach of the Year in 2002, Iowa is one of seven Division I institutions to have a former football and men's basketball national Coach of the Year currently coaching their respective team. The others are Florida, Florida State, Kansas, Maryland, SMU and Tennessee.

Wisconsin Coach Bo Ryan was also recognized at the conclusion of the 2007 season. Ryan received the Clair Bee Coach of the Year award and the Rupp Cup as Coach of the Year after leading the Badgers to a 30-6 overall record.

Four current Big Ten Conference head coaches have earned national Coach of the Year honors.

### **IOWA IN THE NCAA TOURNAMENT**

Iowa made its 22nd appearance in the NCAA Tournament in 2006. Iowa earned the Big Ten Conference's automatic bid by virtue of claiming the league's tournament title.

The Hawkeyes hold an overall record of 27-24 in the tournament, advancing to the Final Four in 1955 (fourth), 1956 (second) and 1980 (fourth). Iowa reached the regional championship in 1987 and lost in the regional semi-final in 1988 and 1999.

### **NO THREE-POINTERS**

Since the three-point shot became part of the college game, Iowa has played 14 games in which it has failed to make a three-point attempt. Iowa had made at least one three-point basket in 53 straight games before missing all five attempts in a 71-61 home win over Purdue in 2004. Iowa's current streak includes at least one three-point basket in 168 straight games.

Following is a list of games in which Iowa did not make a three-point basket (11-3 record). During the 1982-83 season, when the three-point shot was first added, the number of three-point attempts in some games is unavailable.

<b>Date</b>	<b>Opponent</b>	<b>3-pt.</b>	<b>Result</b>
1/7/04	Purdue	0-5	W, 71-61
2/13/02	Penn State	0-9	L, 65-71
12/8/92	Northern Iowa	0-5	W, 64-44
12/6/91	Army	0-8	W, 74-39
12/12/88	Jackson State	0-3	W, 86-71
12/19/87	Iowa State	0-7	L, 100-102
2/10/83	Purdue	0-1	W, 55-46
12/29/82	Seton Hall	0	W, 85-63
12/28/82	James Madison	0	W, 55-47
12/18/82	UCLA	0	L, 66-75
12/11/82	Southern Cal	0	W, 66-55
12/8/82	Marquette	0	W, 87-66
12/3/82	Navy	0	W, 76-65
11/27/82	Brigham Young	0	W, 91-80

### **HALK TALK WITH TODD LICKLITER**

Fans of the University of Iowa basketball program may join Iowa Coach Todd Lickliter and radio announcer Gary Dolphin each week during the season for the "Hawk Talk with Todd Lickliter" radio call-in show. The show takes place each week at Carlos O'Kelly's Mexican Café in Iowa City from 6 to 7:30 p.m. The dates are Jan. 26; Feb. 2, 9, 16, 23; and March 2 and 9.

### **TICKETS ON SALE FOR 2008-09**

Fans interested in obtaining men's basketball tickets can do so at the UI Athletic Ticket Office, located in Carver-Hawkeye Arena, by calling the ticket office at 1-800-IA-HAWKS or by visiting the UI website at [hawkeyesports.com](http://hawkeyesports.com).

Single game tickets for Big Ten home games are on sale. Single game tickets cost \$22 for weekday games and \$27 for weekend games.

Additional ticket packages on sale include the following:

**Big Ten Weekend-er** (\$135) - - includes a ticket to games vs. Northwestern (Feb. 7), Purdue (Feb. 14), Michigan (Feb. 22) and Penn State (Mar. 7).

**Youngsters are Hawk Fans, Too** (\$10) - - includes a youth ticket to games vs. Michigan (Feb. 22) and Ohio State (Mar. 3-5).

University of Iowa students will be allowed into the Michigan State game on Jan. 29 at no charge. Students who purchased season tickets were not charged for the home games vs. Northern Iowa or Michigan State. Students with season tickets are allowed to bring a friend for free to Wednesday night's game vs. Wisconsin.

Discounted tickets to select home games, earmarked for purchase by groups of 20 or more, are also available for purchase. For information about group ticket packages, fans should call the UI Sports Marketing Office at (319) 335-9431.





### **BIG TEN TOURNAMENT TICKETS ON SALE**

All-session and single session tickets for the 2009 Big Ten Conference men's basketball tournament are currently on sale. Tickets are available at all 11 Big Ten university ticket offices, the Conseco Fieldhouse box office, Ticketmaster outlets at [www.ticketmaster.com](http://www.ticketmaster.com), or by calling Ticketmaster at (317) 239-5151. The 12th annual Big Ten Tournament will be held March 12-15, 2009 at Conseco Fieldhouse in Indianapolis.

All session tickets are on sale for \$175 or \$275, depending on seat location. Orders are limited to 12 all-session tickets.

The bracket for the 2009 Big Ten Men's Basketball Tournament, along with information on tickets, travel, lodging, tournament history and more can be found at both [www.bigten.org](http://www.bigten.org) and [www.indianasportscorp.com](http://www.indianasportscorp.com).

### **COACH LICKLITER WITH THE MEDIA**

Following is a list of dates for basketball news conferences with Todd Lickliter. The news conferences will be held at 11:30 a.m. in the Press Room at Carver-Hawkeye Arena. Selected players will be available for interviews following the sessions with Coach Lickliter. Following are the news conference dates:

<b>January</b>	Tue, 27th		
<b>February</b>	Mon, 9th	Thu, 19th	
<b>March</b>	Mon, 2nd	Mon, 9th	

### **IN-SEASON TELE-CONFERENCES**

Following is a list of tele-conference dates with Coach Todd Lickliter. Each call will begin at 10:30 a.m. CT. Members of the media need to contact the UI Sports Information office for the dial in number and other details. Here are the tele-conference dates:

<b>January</b>	Tue, 20th	Fri, 23rd	Sat, 31st	
<b>February</b>	Tue, 3rd	Fri, 6th	Fri, 13th	Tue, 24th
<b>March</b>	Fri, 6th			

Coach Lickliter will also be available on the Big Ten tele-conference calls, which take place each Monday during the Big Ten season.

### **HIGHLIGHTS AND SOUND BITES ON SATELLITE**

Sound bites with coaches and athletes from Iowa's winter sports teams are available each Wednesday throughout the winter.

The video sound bites are available from 3:30-3:45 p.m. CT and include all winter sports, including men's and women's basketball and wrestling. The satellite feeds are scheduled for the following dates: Jan. 21 and 28; Feb. 4, 11, 18 and 25; March 4.

Contact the Iowa Sports Information office for coordinate information.

### **IOWA INFORMATION ON THE WEB**

Iowa basketball information is available on the University of Iowa's web site, [hawkeyesports.com](http://hawkeyesports.com). Once you have entered the web site, you may obtain biographical information on Iowa players and coaches, game notes, game stories and box scores from all games throughout the season, plus team and individual cumulative stats and a pdf version of Iowa's History and Record book.

Members of the media who wish to have this information forwarded via e-mail throughout the season may do so by contacting the Iowa Sports Information office with your e-mail address.

### **IOWA ON THE TUBE**

All remaining games throughout the 2008-09 season are scheduled to be televised. The majority of Iowa games will appear on the Big Ten Network.

The home game vs. Michigan State will appear on ESPN/ESPN2, the home game vs. Ohio State has yet to be determined and all games in the Big Ten post-season tournament will be televised.

### **IOWA PHOTOS AVAILABLE**

Up-to-date head shots of all Iowa players and coaches are available on the internet at [pics.hawkeyebasketball.com](http://pics.hawkeyebasketball.com). Contact the Iowa Sports Information office if you are in need of additional photos.

### **HIGH SPEED CONNECTIONS**

For members of the media who cover Iowa home games on a regular basis, high speed connections are available, at no charge, in the media seating area of Carver-Hawkeye Arena. You are asked to provide your own Ethernet cord. A limited number of phone lines are also available.

Media covering Iowa basketball on a regular basis should have their own telephone line installed.

### **AFTER THIS**

Iowa will visit Penn State Saturday, Jan. 24 (5 p.m. CT, BTN) and host Michigan State Thursday, Jan. 29 (6:05 p.m., ESPN/ESPN2).



# Big Ten Conference Standings and Results

	Big Ten Games			All Games		
	W	L	PCT	W	L	PCT
Michigan State	5	0	1.000	15	2	.882
Minnesota	4	2	.667	16	2	.889
Illinois	3	2	.600	15	3	.833
Ohio State	3	2	.600	13	3	.813
Purdue	3	2	.600	14	4	.778
Wisconsin	3	2	.600	12	5	.706
Penn State	3	3	.500	14	5	.737
Michigan	3	3	.500	13	5	.722
<b>Iowa</b>	<b>1</b>	<b>4</b>	<b>.200</b>	<b>11</b>	<b>7</b>	<b>.611</b>
Northwestern	1	4	.200	9	6	.600
Indiana	0	5	.000	5	12	.294

**Tuesday, December 30**  
Illinois at Purdue (OT) ILL, 72-67

**Wednesday, December 31**  
Northwestern at Penn State PSU, 61-57  
Wisconsin at Michigan WIS, 73-61  
Iowa at Ohio State OSU, 68-65  
Michigan State at Minnesota MSU, 70-58

**Saturday, January 3**  
Ohio State at Minnesota MINN, 68-59  
Penn State at Wisconsin WIS, 65-61  
Indiana at Iowa Iowa, 65-60  
Michigan State at Northwestern MSU, 77-66

**Sunday, January 4**  
Illinois at Michigan MICH, 71-64

**Tuesday, January 6**  
Ohio State at Michigan State MSU, 67-58  
Purdue at Penn State PSU, 67-64

**Wednesday, January 7**  
Michigan at Indiana (OT) MICH, 72-66  
Northwestern at Wisconsin WIS, 74-45

**Thursday, January 8**  
Minnesota at Iowa MINN, 52-49

**Saturday, January 10**  
Indiana at Illinois ILL, 76-45

**Sunday, January 11**  
Iowa at Michigan MICH, 64-49  
Wisconsin at Purdue PUR, 65-52  
Penn State at Minnesota MINN, 77-53

**Tuesday, January 13**  
Indiana at Ohio State OSU, 77-53

**Wednesday, January 14**  
Michigan State at Penn State MSU, 78-73  
Michigan at Illinois ILL, 66-51

**Thursday, January 15**  
Purdue at Northwestern PUR, 63-61  
Minnesota at Wisconsin (OT) MINN, 78-74

**Saturday, January 17**  
Illinois at Michigan State MSU, 63-57  
Penn State at Indiana PSU, 65-55  
Ohio State at Michigan OSU, 65-58

**Sunday, January 18**  
Iowa at Purdue PUR, 75-53  
Minnesota at Northwestern NW, 74-65

**Tuesday, January 20**  
Ohio State at Illinois  
Michigan at Penn State

**Wednesday, January 21**  
Northwestern at Michigan State  
Wisconsin at Iowa

**Thursday, January 22**  
Purdue at Minnesota

**Saturday, January 24**  
Wisconsin at Illinois  
Iowa at Penn State  
Northwestern at Michigan

**Sunday, January 25**  
Minnesota at Indiana  
Michigan State at Ohio State

**Tuesday, January 27**  
Purdue at Wisconsin

**Wednesday, January 28**  
Michigan at Ohio State  
Indiana at Northwestern

**Thursday, January 29**  
Michigan State at Iowa  
Illinois at Minnesota

**Saturday, January 31**  
Michigan at Purdue  
Ohio State at Indiana  
Wisconsin at Northwestern

**Sunday, February 1**  
Penn State at Michigan State  
Iowa at Illinois

**Tuesday, February 3**  
Purdue at Ohio State

**Wednesday, February 4**  
Iowa at Indiana  
Minnesota at Michigan State

**Thursday, February 5**  
Penn State at Michigan  
Illinois at Wisconsin

**Saturday, February 7**  
Indiana at Michigan State  
Northwestern at Iowa  
Minnesota at Ohio State

**Sunday, February 8**  
Purdue at Illinois  
Wisconsin at Penn State

**Tuesday, February 10**  
Michigan State at Michigan  
Indiana at Minnesota

**Wednesday, February 11**  
Penn State at Purdue  
Iowa at Wisconsin

**Thursday, February 12**  
Illinois at Northwestern

**Saturday, February 14**  
Minnesota at Penn State  
Purdue at Iowa  
Ohio State at Wisconsin

**Sunday, February 15**  
Illinois at Indiana  
Michigan at Northwestern

**Tuesday, February 17**  
Michigan State at Purdue

**Wednesday, February 18**  
Penn State at Illinois  
Ohio State at Northwestern

**Thursday, February 19**  
Minnesota at Michigan  
Wisconsin at Indiana

**Sat.-Sun, February 21/22**  
Illinois at Ohio State  
Indiana at Purdue

**Sunday, February 22**  
Wisconsin at Michigan State  
Northwestern at Minnesota  
Michigan at Iowa

**Tuesday, February 24**  
Penn State at Ohio State

**Wednesday, February 25**  
Northwestern at Indiana  
Iowa at Michigan State

**Thursday, February 26**  
Minnesota at Illinois  
Purdue at Michigan

**Saturday, February 28**  
Iowa at Northwestern  
Indiana at Penn State

**Sat.-Sun., Feb. 28/Mar. 1**  
Michigan State at Illinois  
Ohio State at Purdue

**Sunday, March 1**  
Michigan at Wisconsin

**Tue.-Thu., March 3-4-5**  
Michigan State at Indiana  
Ohio State at Iowa  
Illinois at Penn State  
Northwestern at Purdue  
Wisconsin at Minnesota

**Saturday, March 7**  
Penn State at Iowa

**Sat.-Sun., March 7-8**  
Michigan at Minnesota  
Indiana at Wisconsin  
Purdue at Michigan State

**Sunday, March 8**  
Northwestern at Ohio State

**Thu.-Sun., March 12-15**  
Big Ten Tournament, Indianapolis, IN



**\*\*\*4 - - J.R. Angle, Guard, 6-7, 215, Senior, Franklin, IN (Indian Creek HS)**

- Three points in win over Southeast Missouri State
- Saw action in 18 games in 2007-08, with two starts
- Averaged 3.2 points and 1.7 rebounds per game
- Career highs with 10 points, three steals and 23 minutes played in win over Southeastern Louisiana in '08



### Angle, Game-by-Game

Opp.	S	FG	3-PT	FT	O-D-RE	PF	TP	A	T	B	S	M
Charleston So.					DNP							
UTSA					DNP							
at Citadel					DNP							
Oakland					DNP							
SE MO St.	N	1-3	1-3	0-0	1-0-1	1	3	1	1	0	0	4
W. VA (n)					DNP							
Kansas St. (n)					DNP							
at Boston Col.					DNP							
Bryant	N	0-0	0-0	0-0	0-0-0	0	0	0	0	0	1	1
Northern IA					DNP							
Iowa State	N	0-0	0-0	0-0	0-1-1	0	0	0	0	0	0	1
at Drake					DNP							
W. Illinois					DNP							
at Ohio State					DNP							
Indiana					DNP							
Minnesota					DNP							
at Michigan					DNP							
at Purdue	N	0-0	0-0	0-0	0-0-0	0	0	0	1	0	0	4
Wisconsin												
at Penn State												
Mich. State												
at Illinois												
at Indiana												
Northwestern												
at Wisconsin												
Purdue												
Michigan												
at Mich. State												
at Northwestern												
Ohio State												
Penn State												
Big Ten Tournament												

### Career Bests

- Points:** 10 vs. Southeastern Louisiana, 12/29/07  
**Rebounds:** 5 vs. Texas-Pan American, 12/1/06  
**FGM:** 3, three times, last at Wisconsin, 1/5/08  
**FGA:** 7, twice, last vs. Indiana, 1/2/08  
**3-PT. FG:** 3 vs. Southeastern Louisiana, 12/29/07  
**3-PT. FGA:** 7 vs. Southeastern Louisiana, 12/29/07  
**FTM:** 3 at Michigan State, 2/17/07  
**FTA:** 4 at Michigan State, 2/17/07  
**Assists:** 3 vs. Eastern Illinois, 12/1/07  
**Steals:** 3 vs. Southeastern Louisiana, 12/29/07  
**Blocks:** 1 vs. Southeastern Louisiana, 12/29/07  
**Minutes:** 23 vs. Southeastern Louisiana, 12/29/07


### Career Statistics

YEAR	G/GS	FG-A	PCT	3-PT	PCT	FT-A	PCT	O-D-RB	AVG	PF-DI	AS	TO	BK	ST	PTS	AVG
Fresh.	11/0	4-11	.364	2-5	.400	0-0	.000	1-5-6	0.5	2-0	1	6	0	0	10	0.9
Soph.	28/2	17-36	.472	4-9	.444	9-10	.900	9-19-28	1.0	31-0	9	9	0	5	47	1.7
Jun.	18/2	19-54	.352	14-41	.341	5-10	.500	7-24-31	1.7	20-0	11	11	1	4	57	3.2
Sen.	4/0	1-3	.333	1-3	.333	0-0	.000	1-1-2	0.5	1-0	1	2	0	1	3	0.8
<b>Career</b>	<b>61/4</b>	<b>41-104</b>	<b>.394</b>	<b>21-58</b>	<b>.362</b>	<b>14-20</b>	<b>.700</b>	<b>18-49-67</b>	<b>1.1</b>	<b>54-0</b>	<b>22</b>	<b>28</b>	<b>1</b>	<b>10</b>	<b>117</b>	<b>1.9</b>



15 - - Devan Bawinkel, Guard, 6-5, 210, Junior, Winnebago, IL (Highland, IL CC)

- Career-high four rebounds against Minnesota
- Career-high 15 points (5-8 3 Pt. FG's) at Ohio State
- 12 points (4-5 3 Pt. FG's) in win over Iowa State
- 12 points on 4-7 treys at Boston College
- Three points in win over Kansas State
- Nine points (3-5 3Pt. FG's) in win over SE Missouri State
- Two points in win at The Citadel
- Three points and two rebounds in win over UTSA
- Three points and one rebound vs. Charleston Southern
- Two rebounds, one assist and one steal in exhibition win



## Bawinkel, Game-by-Game

Opp.	S	FG	3-PT	FT	O-D-RE	PF	TP	A	T	B	S	M
Charleston So. N		1-3	1-3	0-0	0-1-1	0	3	1	0	0	0	9
UTSA N		1-2	1-2	0-0	0-2-2	0	3	0	0	0	0	12
at Citadel N		0-1	0-1	0-0	0-2-2	0	0	0	0	0	0	8
Oakland N		0-2	0-2	0-0	0-0-0	0	0	0	0	0	0	3
SE MO St. N		3-5	3-5	0-0	0-0-0	1	9	1	0	0	0	20
W. VA (n) N		0-1	0-1	0-0	0-1-1	0	0	0	0	0	0	11
Kansas St. (n) N		1-3	1-3	0-0	0-0-0	0	3	0	0	0	1	13
at Boston Col. N		4-7	4-7	0-0	0-0-0	1	12	0	0	0	0	16
Bryant N		0-3	0-3	0-0	0-0-0	2	0	1	0	0	0	16
Northern IA N		1-4	1-4	0-0	0-2-2	0	3	0	0	0	0	13
Iowa State N		4-5	4-5	0-0	0-0-0	0	12	1	0	0	0	18
at Drake N		1-8	1-8	0-0	0-1-1	1	3	0	0	0	0	26
W. Illinois N		2-3	2-3	0-0	0-2-2	2	6	0	0	0	0	17
at Ohio State N		5-8	5-8	0-0	0-2-2	1	15	0	0	0	0	25
Indiana N		0-2	0-2	0-0	0-1-1	1	0	1	0	0	0	20
Minnesota N		1-5	1-4	0-0	0-4-4	0	3	0	0	0	0	21
at Michigan N		1-5	1-4	0-0	1-0-1	1	3	0	2	0	0	12
at Purdue N		0-1	0-1	0-0	0-0-0	1	0	0	0	0	0	14
Wisconsin												
at Penn State												
Mich. State												
at Illinois												
at Indiana												
Northwestern												
at Wisconsin												
Purdue												
Michigan												
at Mich. State												
at Northwestern												
Ohio State												
Penn State												
Big Ten Tournament												

## Career Bests

**Points:** 15 at Ohio State, 12/31/08  
**Rebounds:** 4 vs. Minnesota, 1/8/09  
**FGM:** 5, twice, last at Ohio State, 12/31/08  
**FGA:** 8 at Ohio State, 12/31/08  
**3-pt. FG:** 5 at Ohio State, 12/31/08  
**3-pt. FGA:** 8, twice, last at Ohio State, 12/31/08  
**FTM:** 2 vs. Marquette, 1/13/07  
**FTA:** 2, twice, last vs. Marquette, 1/13/07  
**Assists:** 3, twice, last vs. W. Michigan, 11/24/06  
**Steals:** 1, twice, last vs. W. Michigan, 11/24/06  
**Blocks:**  
**Minutes:** 25 at Ohio State, 12/31/08


## Career Statistics

YEAR	G/GS	FG-A	PCT	3-PT	PCT	FT-A	PCT	O-D-RB	AVG	PF-DI	AS	TO	BK	ST	PTS	AVG
*Fresh.	20/0	13-40	.325	8-29	.276	3-4	.750	0-8-8	0.4	8-0	12	8	0	2	37	1.9
Jun.	18/0	25-68	.368	25-66	.379	0-0	.000	1-18-19	1.1	11-0	5	2	0	1	75	4.2
<b>Career</b>	<b>38/0</b>	<b>38-108</b>	<b>.352</b>	<b>33-95</b>	<b>.347</b>	<b>3-4</b>	<b>.750</b>	<b>1-26-27</b>	<b>0.7</b>	<b>19-0</b>	<b>17</b>	<b>10</b>	<b>0</b>	<b>3</b>	<b>112</b>	<b>2.9</b>

\* - - 2006-07 at West Virginia

20 - - Andrew Brommer, Forward, 6-9, 235, Freshman, Rosemount, MN (Rosemount HS)

- Two points, two rebounds and one block at Purdue
- Two points, two blocks and key steal in final minute in win over Indiana
- Two points and three rebounds in win over Kansas State
- Five points and two rebounds vs. West Virginia
- Four points and two rebounds in win over Southeast Missouri State
- Two points in win at The Citadel
- Four rebounds and two blocked shots vs. Charleston Southern
- Three rebounds and one assist in exhibition win



### Brommer, Game-by-Game

Opp.	S	FG	3-PT	FT	O-D-RE	PF	TP	A	T	B	S	M
Charleston So.	N	0-2	0-0	0-2	1-3-4	1	0	0	0	2	0	14
UTSA	N	1-1	0-0	0-0	0-1-1	0	2	0	0	0	0	7
at Citadel	N	1-1	0-0	0-0	0-0-0	0	2	0	0	0	0	2
Oakland					DNP							
SE MO St.	N	2-3	0-0	0-3	1-1-2	3	4	1	1	1	1	16
W. VA (n)	N	1-2	0-0	3-8	0-2-2	4	5	0	0	1	0	22
Kansas St. (n)	N	1-2	0-0	0-1	1-2-2	5	2	0	0	0	0	13
at Boston Col.	N	0-0	0-0	0-1	0-1-1	1	0	0	0	0	0	13
Bryant	N	0-0	0-0	0-0	0-1-1	0	0	0	1	0	0	10
Northern IA	N	0-0	0-0	0-0	1-0-1	4	0	0	0	0	0	4
Iowa State	N	1-1	0-0	0-1	0-0-0	0	2	0	0	0	0	5
at Drake					DNP							
W. Illinois	N	0-1	0-0	0-0	0-0-0	0	0	0	0	0	0	5
at Ohio State	N	0-0	0-0	0-0	0-1-1	2	0	0	1	0	0	10
Indiana	N	0-0	0-0	2-6	0-0-0	2	2	1	2	1	2	13
Minnesota	N	0-1	0-0	0-0	0-0-0	1	0	0	1	1	0	12
at Michigan	N	0-0	0-0	0-0	1-1-2	3	0	0	1	0	0	13
at Purdue	N	1-1	0-0	0-0	0-2-2	2	2	0	1	0	0	12
Wisconsin												
at Penn State												
Mich. State												
at Illinois												
at Indiana												
Northwestern												
at Wisconsin												
Purdue												
Michigan												
at Mich. State												
at Northwestern												
Ohio State												
Penn State												
Big Ten Tournament												

### Career Bests

**Points:** 5 vs. West Virginia, 11/28/08  
**Rebounds:** 4 vs. Charleston Southern, 11/14/08  
**FGM:** 2 vs. SE Missouri State, 11/25/08  
**FGA:** 3 vs. SE Missouri State, 11/25/08  
**3-pt. FG:**  
**3-pt. FGA:**  
**FTM:** 3 vs. West Virginia, 11/28/08  
**FTA:** 8 vs. West Virginia, 11/28/08  
**Assists:** 1. twice, last vs. Indiana, 1/3/09  
**Steals:** 1 vs. SE Missouri State, 11/25/08  
**Blocks:** 2, twice, last vs. Indiana, 1/3/09  
**Minutes:** 22 vs. West Virginia, 11/28/08

### Career Statistics

YEAR	G/GS	FG-A	PCT	3-PT	PCT	FT-A	PCT	O-D-RB	AVG	PF-DI	AS	TO	BK	ST	PTS	AVG
Fresh.	16/0	8-15	.533	0-0	.000	5-22	.227	5-15-20	1.3	28-1	2	6	8	2	21	1.3

*\*50 - - Jarryd Cole, Forward, 6-7, 250, Sophomore, Kansas City, MO (Winnetonka HS)*

- Eight points and two rebounds at Michigan in first start of the season
- Four rebounds vs. Minnesota
- Four points and five rebounds at Drake
- Two points and three rebounds in win over Iowa State
- Two rebounds in win over Southeast Missouri State
- Four points and two rebounds in win at The Citadel
- Five points in exhibition win in first action since knee injury
- Suffered torn left ACL in win over SE Louisiana (12/29/07) and missed final 19 games of the 2008 season



## Cole, Game-by-Game

Opp.	S	FG	3-PT	FT	O-D-RE	PF	TP	A	T	B	S	M
Charleston So.	N	0-0	0-0	0-2	0-1-1	2	0	0	0	0	0	10
UTSA	N	0-0	0-0	0-0	0-1-1	1	0	0	1	0	0	3
at Citadel	N	2-2	0-0	0-2	2-0-2	2	4	0	1	0	0	20
Oakland	N	0-0	0-0	0-0	0-0-0	2	0	0	1	0	0	6
SE MO St.	N	0-0	0-0	0-0	1-1-2	1	0	0	0	0	1	8
W. VA (n)	N	0-0	0-0	1-2	0-0-0	2	1	0	1	0	0	3
Kansas St. (n)	N	0-0	0-0	0-0	0-0-0	1	0	0	0	0	0	3
at Boston Col.	N	0-0	0-0	0-0	0-2-2	0	0	0	0	0	1	5
Bryant	N	0-0	0-0	0-0	0-0-0	1	0	0	0	0	0	8
Northern IA	N	0-0	0-0	0-0	0-0-0	1	0	1	0	0	0	8
Iowa State	N	1-2	0-0	0-0	1-2-3	4	2	0	0	0	0	14
at Drake	N	2-2	0-0	0-0	2-3-5	3	4	0	0	1	1	21
W. Illinois	N	0-1	0-0	2-2	1-1-2	5	2	0	1	0	0	14
at Ohio State	N	1-3	0-0	1-2	0-1-1	2	3	0	0	0	0	19
Indiana	N	0-1	0-0	0-0	0-0-0	1	0	0	1	0	0	5
Minnesota	N	1-1	0-0	1-1	1-3-4	4	3	0	1	0	1	16
at Michigan	Y	3-4	0-0	2-2	0-2-2	1	8	0	2	0	0	26
at Purdue	N	0-0	0-0	0-0	0-1-1	2	0	0	0	0	0	4
Wisconsin												
at Penn State												
Mich. State												
at Illinois												
at Indiana												
Northwestern												
at Wisconsin												
Purdue												
Michigan												
at Mich. State												
at Northwestern												
Ohio State												
Penn State												
Big Ten Tournament												

## Career Bests

**Points:** 15 at Iowa State, 12/8/07  
**Rebounds:** 9 at Iowa State, 12/8/07  
**FGM:** 7, twice, last at Iowa State, 12/8/07  
**FGA:** 10, twice, last at Iowa State, 12/8/07  
**3-PT. FG:**  
**3-PT. FGA:** 1 vs. Utah State, 11/24/07  
**FTM:** 4 vs. Utah State, 11/24/07  
**FTA:** 8 vs. Florida Gulf Coast, 11/18/07  
**Assists:** 1, four times, last vs. UNI, 12/9/08  
**Steals:** 3 vs. Florida Gulf Coast, 11/18/07  
**Blocks:** 1, twice, last at Drake, 12/20/08  
**Minutes:** 35, twice, last at Iowa State, 12/8/07

## Career Statistics

YEAR	G/GS	FG-A	PCT	3-PT	PCT	FT-A	PCT	O-D-RB	AVG	PF-DI	AS	TO	BK	ST	PTS	AVG
Fresh.	13/6	36-54	.667	0-1	.000	14-31	.452	26-36-62	4.8	37-1	3	23	2	7	86	6.6
Soph.	18/1	10-16	.625	0-0	.000	7-13	.538	8-18-26	1.4	35-1	1	9	1	4	27	1.5
<b>Career</b>	<b>31/7</b>	<b>46-70</b>	<b>.657</b>	<b>0-1</b>	<b>.000</b>	<b>21-44</b>	<b>.477</b>	<b>34-54-88</b>	<b>2.8</b>	<b>72-2</b>	<b>4</b>	<b>32</b>	<b>3</b>	<b>11</b>	<b>113</b>	<b>3.6</b>



23 - - Jermain Davis, Guard, 6-4, 200, Junior, Plymouth, MN (Kirkwood, IA CC)

- Six rebounds and two assists at Michigan
- Six points and tied a career-high with eight rebounds vs. Minnesota
- Nine points, eight rebounds and two assists in win over Indiana
- 13 points and a career-high eight rebounds in win over Western Illinois
- Seven points, two rebounds and two assists at Drake
- Career-highs with 16 points, five assists and six rebounds in win over Iowa State
- Five points, two rebounds and three assists in first career start against Bryant
- 10 points (4-6 FG's), three rebounds and two assists at Boston College
- Eight points and two rebounds in win over Kansas State
- 10 points (10-10 FT's), four rebounds and two assists in win over UTSA



### Davis, Game-by-Game

Opp.	S	FG	3-PT	FT	O-D-RE	PF	TP	A	T	B	S	M
Charleston So. N		2-4	0-2	0-0	0-0-0	2	4	1	0	0	0	10
UTSA	N	0-4	0-1	10-10	0-4-4	0	10	2	4	0	0	19
at Citadel	N	0-3	0-2	1-2	0-0-0	2	1	0	0	0	0	12
Oakland	N	0-0	0-0	0-0	0-1-1	2	0	1	1	0	1	9
SE MO St.	N	0-2	0-1	0-0	1-2-3	1	0	3	1	0	0	14
W. VA (n)	N	0-1	0-1	0-0	0-1-1	1	0	1	1	0	0	17
Kansas St. (n)	N	2-4	2-3	2-4	0-2-2	0	8	1	0	0	0	16
at Boston Col.	N	4-6	2-4	0-0	0-3-3	3	10	2	1	0	0	24
Bryant	Y	2-5	1-4	0-0	0-2-2	3	5	3	3	0	1	25
Northern IA	Y	2-4	1-3	0-0	1-1-2	1	5	1	0	0	1	26
Iowa State	Y	5-10	0-2	6-7	1-5-6	1	16	5	2	0	1	33
at Drake	Y	2-5	2-4	1-2	0-2-2	3	7	2	2	0	0	32
W. Illinois	Y	4-7	1-3	4-6	1-7-8	2	13	2	0	1	0	33
at Ohio State	Y	1-4	1-3	0-0	0-3-3	2	3	4	2	0	0	27
Indiana	Y	3-7	1-3	2-2	0-8-8	3	9	2	0	0	1	37
Minnesota	Y	2-6	1-4	1-2	0-8-8	3	6	1	3	0	1	35
at Michigan	Y	0-4	0-1	0-0	1-5-6	2	0	2	3	0	0	21
at Purdue	N	0-0	0-0	1-2	0-0-0	1	1	1	2	0	0	10
Wisconsin												
at Penn State												
Mich. State												
at Illinois												
at Indiana												
Northwestern												
at Wisconsin												
Purdue												
Michigan												
at Mich. State												
at Northwestern												
Ohio State												
Penn State												
Big Ten Tournament												

### Career Bests

- Points:** 16 vs. Iowa State, 12/12/08  
**Rebounds:** 8, three times, last vs. Minnesota, 1/8/09  
**FGM:** 5 vs. Iowa State, 12/12/08  
**FGA:** 10 vs. Iowa State, 12/12/08  
**3-pt. FG:** 2, three times, last at Drake, 12/20/08  
**3-pt. FGA:** 4, three times, last at Drake, 12/20/08  
**FTM:** 10 vs. UTSA, 11/17/08  
**FTA:** 10 vs. UTSA, 11/17/08  
**Assists:** 5 vs. Iowa State, 12/12/08  
**Steals:** 1, five times, last vs. Indiana, 1/3/09  
**Blocks:** 1 vs. Western Illinois, 12/27/08  
**Minutes:** 37 vs. Indiana, 1/3/09

### Career Statistics

YEAR	G/GS	FG-A	PCT	3-PT	PCT	FT-A	PCT	O-D-RB	AVG	PF-DI	AS	TO	BK	ST	PTS	AVG
Junior	18/9	29-76	.382	12-41	.293	28-37	.757	5-54-59	3.3	32-0	34	25	1	6	98	5.4

24 - - Aaron Fuller, Forward, 6-6, 210, Freshman, Mesa, AZ (Mesa HS)

- Four points, two rebounds and one block at Purdue
- Five points and three rebounds at Michigan
- Two points and five rebounds in win over Iowa State
- Seven points in win over Bryant
- Seven points, seven rebounds and two steals in win over Kansas State
- Six points and three rebounds vs. West Virginia
- Five points, five rebounds, three blocks and three steals in win over Southeast Missouri State
- Seven points, two rebounds and two assists in win over Oakland
- Eight points and five rebounds in win at The Citadel
- Eight points, two rebounds and two assists in win over UTSA
- Eight points, four rebounds and one steal in exhibition win



## Fuller, Game-by-Game

Opp.	S	FG	3-PT	FT	O-D-RE	PF	TP	A	T	B	S	M
Charleston So.	Y	2-4	0-2	0-0	0-2-2	2	4	0	1	0	0	28
UTSA	Y	3-4	1-2	1-2	1-1-2	3	8	2	2	0	0	18
at Citadel	Y	3-10	1-3	1-3	2-3-5	2	8	0	2	0	0	23
Oakland	Y	3-5	1-3	0-0	0-2-2	0	7	2	2	1	1	16
SE MO St.	Y	2-7	1-4	0-0	1-4-5	2	5	0	1	3	3	21
W. VA (n)	Y	2-5	1-1	1-2	1-2-3	5	6	0	0	0	0	13
Kansas St. (n)	Y	2-5	0-1	3-5	3-4-7	3	7	0	2	0	2	29
at Boston Col.	Y	0-5	0-0	0-0	1-0-0	2	0	1	1	0	0	15
Bryant	N	2-2	2-2	1-2	0-1-1	1	7	1	0	0	0	13
Northern IA	N	1-2	0-1	0-0	1-1-2	0	2	0	1	0	0	16
Iowa State	N	1-4	0-1	0-1	2-3-5	1	2	0	1	0	1	12
at Drake	N	0-1	0-1	0-0	0-1-1	2	0	1	0	0	0	7
W. Illinois	N	0-1	0-1	0-0	0-1-1	2	0	0	1	1	0	10
at Ohio State	N	0-2	0-0	0-0	2-1-3	0	0	0	0	0	0	5
Indiana	N	0-0	0-0	0-0	0-0-0	1	0	0	0	0	0	1
Minnesota	N	0-0	0-0	0-0	0-0-0	1	0	1	1	1	0	3
at Michigan	N	2-4	1-3	0-0	0-3-3	1	3	0	2	0	0	12
at Purdue	Y	1-3	1-3	1-2	0-2-2	3	4	0	0	1	0	15
Wisconsin												
at Penn State												
Mich. State												
at Illinois												
at Indiana												
Northwestern												
at Wisconsin												
Purdue												
Michigan												
at Mich. State												
at Northwestern												
Ohio State												
Penn State												
Big Ten Tournament												

## Career Bests


**Points:** 8, twice, last at The Citadel, 11/20/08  
**Rebounds:** 7 vs. Kansas State, 11/29/08  
**FGM:** 3, three times, last vs. Oakland, 11/23/08  
**FGA:** 10 at The Citadel, 11/20/08  
**3-pt. FG:** 2 vs. Bryant, 12/5/08  
**3-pt. FGA:** 4 vs. SE Missouri State, 11/25/08  
**FTM:** 3 vs. Kansas State, 11/29/08  
**FTA:** 5 vs. Kansas State, 11/29/08  
**Assists:** 2, twice, last vs. Oakland, 11/23/08  
**Steals:** 3 vs. SE Missouri State, 11/25/08  
**Blocks:** 3 vs. SE Missouri State, 11/25/08  
**Minutes:** 29 vs. Kansas State, 11/29/08

## Career Statistics

YEAR	G/GS	FG-A	PCT	3-PT	PCT	FT-A	PCT	O-D-RB	AVG	PF-DI	AS	TO	BK	ST	PTS	AVG
Fresh.	18/9	24-64	.375	9-28	.321	8-17	.471	14-31-45	2.5	32-1	9	17	7	7	65	3.6

**5 - - Matt Gatens, Guard, 6-5, 215, Freshman, Iowa City, IA (Iowa City HS)**

- Currently has made 26-straight free throws, with only miss coming in Iowa's second game of the season against UTSA
- 11 points and five rebounds at Purdue
- 11 points and eight rebounds at Michigan
- 11 points (4-5 FG's, 3-4 3 Pt FG's), five rebounds and three assists against Minnesota
- Career-high 22 points along with five rebounds at Ohio State
- 11 points and a career-high 10 rebounds for first career double-double in win over Western Illinois
- 14 points, (4-5 3Pt FG's), two rebounds and two assists in win over Northern Iowa
- Career-high 19 points and tied career-high with five rebounds along with four assists in win over Bryant
- 12 points, four rebounds and three assists at Boston College
- 12 points, three rebounds and three assists in win over Southeast Missouri State
- 13 points, three rebounds, six assists and four steals in win at The Citadel
- 10 points, five rebounds and seven assists in win over UTSA
- 15 points, five assists and three rebounds in win over Charleston Southern



### Gatens, Game-by-Game

Opp.	S	FG	3-PT	FT	O-D-RE	PF	TP	A	T	B	S	M
Charleston So.	Y	4-6	3-3	4-4	1-2-3	1	15	5	2	0	1	32
UTSA	Y	3-5	0-2	4-5	1-4-5	2	10	7	3	0	1	35
at Citadel	Y	4-7	3-5	2-2	0-3-3	2	13	6	0	0	4	35
Oakland	Y	2-6	1-3	0-0	0-4-4	1	5	2	6	0	0	35
SE MO St.	Y	4-7	2-3	2-2	1-2-3	1	12	3	1	1	0	22
W. VA (n)	Y	1-4	1-2	1-1	1-2-3	5	6	2	3	0	0	22
Kansas St. (n)	Y	2-4	1-1	0-0	1-0-1	5	5	1	1	0	0	18
at Boston Col.	Y	4-7	2-3	2-2	2-2-4	3	12	3	1	0	1	35
Bryant	Y	6-12	3-6	4-4	1-4-5	1	19	4	1	0	1	28
Northern IA	Y	5-8	4-5	0-0	1-1-2	2	14	2	0	0	0	35
Iowa State	Y	2-6	0-2	2-2	1-5-6	1	6	1	0	0	1	31
at Drake	Y	1-7	0-1	2-2	1-1-2	3	4	1	3	0	0	31
W. Illinois	Y	3-9	1-4	4-4	3-7-10	0	11	1	2	1	0	37
at Ohio State	Y	8-12	4-7	2-2	0-5-5	3	22	1	0	0	2	36
Indiana	Y	2-4	1-1	1-1	1-2-3	4	6	2	1	1	0	26
Minnesota	Y	4-5	3-4	0-0	3-2-5	3	11	3	2	0	0	37
at Michigan	Y	4-8	1-3	2-2	3-5-8	3	11	1	1	1	0	37
at Purdue	Y	4-10	3-5	0-0	2-3-5	1	11	1	2	1	1	34
Wisconsin												
at Penn State												
Mich. State												
at Illinois												
at Indiana												
Northwestern												
at Wisconsin												
Purdue												
Michigan												
at Mich. State												
at Northwestern												
Ohio State												
Penn State												
Big Ten Tournament												

### Career Bests

- Points:** 22 at Ohio State, 12/31/08
- Rebounds:** 10 vs. Western Illinois, 12/27/08
- FGM:** 8 at Ohio State, 12/31/08
- FGA:** 12, twice, last at Ohio State, 12/31/08
- 3-pt. FG:** 4, twice, last at Ohio State, 12/31/08
- 3-pt. FGA:** 7 at Ohio State, 12/31/08
- FTM:** 4, four times, last vs. Western Illinois, 12/27/08
- FTA:** 5 vs. UTSA, 11/17/08
- Assists:** 7 vs. UTSA, 11/17/08
- Steals:** 4 at The Citadel, 11/20/08
- Blocks:** 1, five times, last at Purdue, 1/18/09
- Minutes:** 37, three times, last at Michigan, 1/11/09

### Career Statistics

YEAR	G/GS	FG-A	PCT	3-PT	PCT	FT-A	PCT	O-D-RB	AVG	PF-DI	AS	TO	BK	ST	PTS	AVG
Fresh.	18/18	64-127	.504	33-60	.550	23-33	.970	23-54-77	4.3	41-2	46	29	5	12	193	10.7



**\*32 - - Jake Kelly, Guard, 6-6, 185, Sophomore, Carmel, IN (Carmel HS)**

- Six points and three assists vs. Minnesota
- 10 points, three rebounds and two steals in win over Indiana
- 11 points, two rebounds and two assists at Ohio State
- 13 points and four assists in win over Western Illinois
- Six points, three rebounds, three assists and two steals in win over Iowa State
- Tied career-highs with 19 points and five rebounds in win over Northern Iowa
- 11 points, five assists, three rebounds and two steals at Boston College
- Nine points and two steals in win over Kansas State
- 15 points (9-10 FTs), three rebounds and three assists vs. West Virginia
- 16 points, four rebounds and four assists in win over Oakland
- Five points, three rebounds, five assists and tied a career-high with three steals in win at The Citadel
- 10 points and three assists in win over Charleston Southern



## Kelly, Game-by-Game

Opp.	S	FG	3-PT	FT	O-D-RE	PF	TP	A	T	B	S	M
Charleston So. N		4-5	2-2	0-0	0-1-1	0	10	3	0	0	1	20
UTSA N		1-5	0-2	0-0	0-2-2	2	2	1	3	1	0	16
at Citadel N		2-4	1-1	0-0	0-3-3	1	5	5	0	0	3	23
Oakland N		4-7	3-6	5-7	2-2-4	0	16	4	0	0	1	29
SE MO St. N		3-6	1-3	2-2	1-1-2	1	9	2	0	0	0	19
W. VA (n) N		3-6	0-2	9-10	0-3-3	4	15	3	4	1	0	28
Kansas St. (n) N		2-3	1-2	4-4	0-0-0	3	9	1	2	0	2	14
at Boston Col. N		4-10	1-5	2-10	0-3-3	2	11	5	3	0	2	29
Bryant Y		1-6	1-5	2-3	1-2-3	2	5	3	3	0	3	27
Northern IA Y		8-15	1-5	2-2	0-5-5	2	19	4	0	0	2	36
Iowa State Y		2-7	1-2	1-2	0-3-3	3	6	3	4	0	2	30
at Drake Y		2-6	0-2	0-0	0-2-2	5	4	0	2	2	1	19
W. Illinois Y		5-8	1-2	2-2	0-1-1	2	13	4	2	0	1	29
at Ohio State Y		4-8	3-7	0-1	0-2-2	4	11	2	6	0	0	33
Indiana Y		4-11	2-5	0-1	2-1-3	5	10	1	2	1	2	24
Minnesota Y		3-12	0-5	0-0	1-0-1	3	6	3	0	1	1	25
at Michigan Y		3-9	1-1	0-0	0-0-0	3	7	3	2	0	0	28
at Purdue Y		2-8	2-2	0-0	0-1-1	3	6	1	3	0	1	28
Wisconsin												
at Penn State												
Mich. State												
at Illinois												
at Indiana												
Northwestern												
at Wisconsin												
Purdue												
Michigan												
at Mich. State												
at Northwestern												
Ohio State												
Penn State												
Big Ten Tournament												

## Career Bests

- Points:** 19, twice, last vs. UNI, 12/9/08  
**Rebounds:** 5, four times, last vs. UNI, 12/9/08  
**FGM:** 8 vs. UNI, 12/9/08  
**FGA:** 15 vs. UNI, 12/9/08  
**3-PT. FG:** 4 at Northwestern, 3/04/08/07  
**3-PT. FGA:** 7 at Ohio State, 12/31/08  
**FTM:** 9 vs. West Virginia, 11/28/08  
**FTA:** 10 vs. West Virginia, 11/28/08  
**Assists:** 6 vs. Louisiana-Monroe, 11/30/07  
**Steals:** 3, three times, last vs. Bryant, 12/5/08  
**Blocks:** 2, three times, last at Drake, 12/20/08  
**Minutes:** 40 vs. Northwestern, 2/19/08


## Career Statistics

YEAR	G/GS	FG-A	PCT	3-PT	PCT	FT-A	PCT	O-D-RB	AVG	PF-DI	AS	TO	BK	ST	PTS	AVG
Fresh.	32/25	82-201	.408	30-69	.435	41-53	.774	15-45-60	1.9	83-3	65	70	10	20	235	7.3
Soph.	18/10	57-136	.419	21-59	.356	29-36	.806	7-32-39	2.2	45-2	48	36	6	22	164	9.1
<b>Career</b>	<b>50/35</b>	<b>139-337</b>	<b>.412</b>	<b>51-128</b>	<b>.398</b>	<b>70-89</b>	<b>.787</b>	<b>22-77-99</b>	<b>2.0</b>	<b>128-5</b>	<b>113</b>	<b>106</b>	<b>16</b>	<b>42</b>	<b>399</b>	<b>8.0</b>



*\*2 - - David Palmer, Center, 6-9, 240, Junior, Antioch, TN (Oak Hill Academy)*

- Career-highs with 19 points and eight rebounds, along with one block, in first career start at Purdue
- Three points (3-4 FT's) and one rebound at Michigan
- Three points in win over Bryant
- Five points and six rebounds in win over Southeast Missouri State
- Four points and one rebound in win over Charleston Southern
- Two points and four rebounds in exhibition win
- Played in 14 games in 2008, with no starts
- Averaged 0.9 points and 0.6 rebounds



### Palmer, Game-by-Game

Opp.	S	FG	3-PT	FT	O-D-RE	PF	TP	A	T	B	S	M
Charleston So.	N	1-2	0-1	2-2	0-1-1	0	4	0	0	0	0	2
UTSA					DNP							
at Citadel					DNP							
Oakland	N	0-0	0-0	0-0	0-0-0	0	0	0	0	0	0	2
SE MO St.	N	2-2	1-1	0-0	0-6-6	1	5	0	0	0	0	9
W. VA (n)	N	0-0	0-0	0-0	0-0-0	0	0	0	0	0	0	3
Kansas St. (n)					DNP							
at Boston Col.					DNP							
Bryant	N	1-1	1-1	0-0	0-1-1	0	3	0	0	0	0	4
Northern IA					DNP							
Iowa State	N	0-1	0-1	0-0	0-0-0	0	0	0	0	0	0	1
at Drake	N	0-0	0-0	0-0	0-0-0	0	0	0	0	0	0	1
W. Illinois	N	0-2	0-1	2-2	0-0-0	1	2	0	0	0	0	5
at Ohio State					DNP							
Indiana					DNP							
Minnesota					DNP							
at Michigan	N	0-1	0-1	3-4	0-1-1	0	3	0	0	0	0	5
at Purdue	Y	7-14	2-3	3-4	2-6-8	3	19	0	4	1	0	22
Wisconsin												
at Penn State												
Mich. State												
at Illinois												
at Indiana												
Northwestern												
at Wisconsin												
Purdue												
Michigan												
at Mich. State												
at Northwestern												
Ohio State												
Penn State												
Big Ten Tournament												

### Career Bests

**Points:** 19 at Purdue, 1/18/09  
**Rebounds:** 8 at Purdue, 1/18/09  
**FGM:** 7 at Purdue, 1/18/09  
**FGA:** 14 at Purdue, 1/18/09  
**3-PT. FG:** 2 at Purdue, 1/18/09  
**3-PT. FGA:** 3 at Purdue, 1/18/09  
**FTM:** 3, twice, last at Purdue, 1/18/09  
**FTA:** 4, four times, last at Purdue, 1/18/09  
**Assists:** 1, three times, last vs. South Florida, 2/8/06  
**Steals:** 1, seven times, last vs. Eastern Illinois, 12/1/07  
**Blocks:** 1, four times, last at Purdue, 1/18/09  
**Minutes:** 22 at Purdue, 1/18/09

### Career Statistics

YEAR	G/GS	FG-A	PCT	3-PT	PCT	FT-A	PCT	O-D-RB	AVG	PF-DI	AS	TO	BK	ST	PTS	AVG
*Fresh.	27/0	35-77	.455	0-1	.000	10-17	.588	25-28-53	2.0	52-0	3	10	5	5	80	3.0
Soph.	14/0	4-13	.308	2-5	.400	3-5	.600	2-6-8	0.6	13-0	0	6	0	2	13	0.9
Junior	10/1	11-23	.478	4-9	.444	10-12	.833	2-15-17	1.7	5-0	0	4	1	0	36	3.6
<b>Career</b>	<b>51/1</b>	<b>50-113</b>	<b>.442</b>	<b>6-15</b>	<b>.400</b>	<b>23-34</b>	<b>.676</b>	<b>29-49-78</b>	<b>1.5</b>	<b>70-0</b>	<b>3</b>	<b>20</b>	<b>6</b>	<b>7</b>	<b>129</b>	<b>2.5</b>

\* - 2005-06 at Seton Hall



**\*30 - - Jeff Peterson, Guard, 6-0, 192, Sophomore, Springfield, MO (DeMatha Catholic HS)**

- Five points, eight assists and two steals at Purdue
- 16 points and four rebounds vs. Minnesota
- 16 points and five assists in win over Indiana
- Nine points, two rebounds and eight assists at Ohio State
- Eight points, three rebounds, five assists and a career-high three steals at Drake
- 17 points (5-6 FT's) and three rebounds in win over Iowa State
- 18 points, four rebounds and five assists in win over Northern Iowa
- Named to all-tournament team at Las Vegas Invitational
- 18 points (11-12 FT's), two rebounds and six assists in over Kansas State
- 11 points and two rebounds vs. West Virginia
- Eight points, nine assists and two steals in win over Oakland
- 12 points, three rebounds and three assists in win at The Citadel
- Nine points and three assists in win over Charleston Southern



## Peterson, Game-by-Game

Opp.	S	FG	3-PT	FT	O-D-RE	PF	TP	A	T	B	S	M
Charleston So. Y		3-4	1-1	2-2	0-2-2	2	9	3	1	0	0	24
UTSA	Y	2-4	1-2	0-0	1-1-2	5	5	2	2	0	1	29
at Citadel	Y	4-7	1-2	3-4	1-2-3	1	12	3	0	0	1	31
Oakland	Y	1-2	0-1	6-8	0-0-0	2	8	9	1	0	2	33
SE MO St.	Y	3-4	0-1	2-2	1-1-2	0	8	5	0	0	0	26
W. VA (n)	Y	4-6	0-0	3-4	0-2-2	5	11	1	7	0	1	23
Kansas St. (n)	Y	3-7	1-2	11-12	0-2-2	1	18	6	5	0	1	38
at Boston Col.	Y	2-5	0-0	2-2	0-1-1	1	6	1	4	0	1	32
Bryant	Y	1-2	0-1	0-0	0-1-1	1	2	4	1	0	0	23
Northern IA	Y	6-11	2-3	4-4	0-4-4	1	18	5	2	0	1	35
Iowa State	Y	5-10	2-3	5-6	1-2-3	2	17	1	5	0	2	33
at Drake	Y	3-6	1-3	1-1	0-3-3	4	8	5	2	0	3	28
W. Illinois	Y	2-5	0-1	0-0	0-3-3	0	4	2	4	0	3	36
at Ohio State	Y	3-6	1-3	2-2	0-2-2	3	9	8	2	0	0	33
Indiana	Y	5-12	1-3	5-6	0-1-1	1	16	5	4	0	0	39
Minnesota	Y	4-10	2-5	6-6	2-2-4	1	16	1	8	0	0	37
at Michigan	Y	1-3	0-1	2-2	0-3-3	0	4	4	5	0	2	34
at Purdue	Y	2-6	0-1	1-2	0-2-2	2	5	8	5	0	2	33
Wisconsin												
at Penn State												
Mich. State												
at Illinois												
at Indiana												
Northwestern												
at Wisconsin												
Purdue												
Michigan												
at Mich. State												
at Northwestern												
Ohio State												
Penn State												
Big Ten Tournament												

## Career Bests

- Points:** 20 vs. Northern Colorado, 11/14/07  
**Rebounds:** 5, three times, last vs. Drake, 12/14/07  
**FGM:** 7 vs. Northern Colorado, 11/14/07  
**FGA:** 12 vs. Indiana, 1/3/09  
**3-PT. FG:** 2, seven times, last vs. Minnesota, 1/8/09  
**3-PT. FGA:** 5, twice, last vs. Minnesota, 1/8/09  
**FTM:** 11 vs. Kansas State, 11/29/08  
**FTA:** 12 vs. Kansas State, 11/29/08  
**Assists:** 9, three times, last vs. Oakland, 11/23/08  
**Steals:** 3, twice. last vs. Western Illinois, 12/27/08  
**Blocks:**  
**Minutes:** 40, twice, last vs. Wake Forest, 11/26/07

## Career Statistics

YEAR	G/GS	FG-A	PCT	3-PT	PCT	FT-A	PCT	O-D-RB	AVG	PF-DI	AS	TO	BK	ST	PTS	AVG
Fresh.	30/11	49-151	.325	14-52	.269	44-60	.733	6-55-61	2.0	66-3	92	94	0	19	156	5.2
Soph.	18/18	54-113	.478	13-33	.394	55-63	.873	6-34-40	2.2	32-2	73	58	0	20	176	9.8
<b>Career</b>	<b>48/29</b>	<b>103-264</b>	<b>.390</b>	<b>27-85</b>	<b>.318</b>	<b>99-123</b>	<b>.805</b>	<b>12-89-101</b>	<b>2.1</b>	<b>98-5</b>	<b>165</b>	<b>152</b>	<b>0</b>	<b>39</b>	<b>332</b>	<b>6.9</b>

**\*\*44 - - Cyrus Tate, Forward, 6-8, 255, Senior, Chicago, IL (Northeast, NE CC)**

- Did not see action at Michigan or at Purdue due to injury
- Played just eight minutes vs. Minnesota before suffering injury
- Season-best 22 points and 11 rebounds in win over Indiana, hitting 6-6 FG's and 10-11 FT's for sixth-career double-double
- 10 points, eight rebounds and two steals in win over Iowa State
- Four points, six rebounds and tied a career-high with three steals in win over Northern Iowa
- Eight points and 12 rebounds in win over Bryant
- Seven rebounds, four points, two blocked shots and two steals at Boston College
- 10 points, including game-winning layup as time expired, along with seven rebounds in win over Kansas State
- 11 points and tied a career-high with 13 rebounds for fifth career double-double in win over Oakland
- 18 points (8-9 FG's, 2-2 FT's), five rebounds, career-high three blocks and two steals in win over UTSA
- Nine points, 12 rebounds and two blocked shots in win over Charleston Southern



## Tate, Game-by-Game

Opp.	S	FG	3-PT	FT	O-D-RE	PF	TP	A	T	B	S	M
Charleston So.	Y	3-4	0-0	3-3	3-9-12	1	9	0	2	2	0	26
UTSA	Y	8-9	0-0	2-2	1-4-5	2	18	0	1	3	2	33
at Citadel	Y	2-3	0-0	0-0	2-3-5	4	4	0	2	0	0	18
Oakland	Y	5-6	0-0	1-3	4-9-13	4	11	0	1	0	1	32
SE MO St.	Y	3-5	0-0	0-0	1-2-3	3	6	0	0	2	1	16
W. VA (n)	Y	0-0	0-0	0-0	1-4-5	1	0	0	1	0	0	24
Kansas St. (n)	Y	2-5	0-0	6-10	5-2-7	3	10	0	0	0	0	28
at Boston Col.	Y	1-3	0-0	2-2	2-5-7	4	4	0	2	2	2	23
Bryant	Y	4-6	0-0	0-0	4-8-12	0	8	1	2	0	0	22
Northern IA	Y	1-4	0-0	2-2	2-4-6	3	4	0	2	0	3	27
Iowa State	Y	4-6	0-0	2-2	6-2-8	3	10	0	0	0	2	22
at Drake	Y	0-2	0-0	1-2	1-3-4	3	1	0	1	0	1	16
W. Illinois	Y	2-2	0-0	3-6	1-0-1	2	7	0	1	2	0	14
at Ohio State	Y	1-1	0-0	0-0	1-0-1	3	2	1	3	0	0	11
Indiana	Y	6-6	0-0	10-11	4-7-11	3	22	0	1	0	1	35
Minnesota	Y	1-1	0-0	0-0	0-1-1	1	2	0	0	0	1	8
at Michigan												INJ
at Purdue												INJ
Wisconsin												
at Penn State												
Mich. State												
at Illinois												
at Indiana												
Northwestern												
at Wisconsin												
Purdue												
Michigan												
at Mich. State												
at Northwestern												
Ohio State												
Penn State												
Big Ten Tournament												

## Career Bests


**Points:** 26 at Michigan State, 2/23/08  
**Rebounds:** 13, twice, last vs. Oakland, 11/23/08  
**FGM:** 10 at Michigan State, 2/23/08  
**FGA:** 13 at Michigan State, 2/23/08  
**3-pt. FG:**  
**3-pt. FGA:**  
**FTM:** 10, twice, last vs. Indiana, 1/3/09  
**FTA:** 17 vs. Michigan, 3/13/08  
**Assists:** 2, five times, last vs. Illinois, 3/1/08  
**Steals:** 3, three times, last vs. UNI, 12/9/08  
**Blocks:** 3 vs. UTSA, 11/17/08  
**Minutes:** 39 vs. Illinois, 3/1/08

## Career Statistics

YEAR	G/GS	FG-A	PCT	3-PT	PCT	FT-A	PCT	O-D-RB	AVG	PF-DI	AS	TO	BK	ST	PTS	AVG
Soph.	31/22	48-104	.462	0-0	.000	35-53	.660	47-88-135	4.4	93-4	13	42	8	17	131	4.2
Jun.	31/19	86-129	.667	0-0	.000	86-147	.585	59-107-166	5.4	87-3	8	57	12	18	258	8.3
Sen.	16/16	43-63	.683	0-0	.000	32-43	.744	38-63-101	6.3	40-0	2	19	11	14	118	7.4
<b>Career</b>	<b>78/57</b>	<b>177-296</b>	<b>.598</b>	<b>0-0</b>	<b>.000</b>	<b>153-243</b>	<b>.630</b>	<b>144-258-402</b>	<b>5.2</b>	<b>220-7</b>	<b>23</b>	<b>118</b>	<b>31</b>	<b>49</b>	<b>507</b>	<b>6.5</b>

*1 - - Anthony Tucker, Guard, 6-4, 200, Freshman, Minnetonka, MN (Minnetonka HS)*

- Five points, five rebounds and two assists at Purdue
- Eight points at Michigan
- 12 points against Drake
- 12 points (4-6 3Pt. FG's) and three rebounds in win over Bryant
- 24 points (8-12 FGs, 6-9 3Pt FG's) and four rebounds vs. West Virginia
- 14 points and a career-high 10 rebounds for first-career double-double in win over Southeast Missouri State
- 19 points (5-10 3Pt FG's) and six rebounds in win over Oakland
- 21 points (7-11 3Pt FG's) and two rebounds in win at The Citadel
- 15 points and two assists in win over UTSA
- 10 points and two rebounds in win over Charleston Southern
- 21 points, four assists and three rebounds in exhibition win



### Tucker, Game-by-Game

Opp.	S	FG	3-PT	FT	O-D-RE	PF	TP	A	T	B	S	M
Charleston So.	Y	4-13	2-11	0-0	0-2-2	1	10	1	1	0	2	25
UTSA	Y	5-8	2-5	3-3	0-1-1	0	15	2	2	0	1	28
at Citadel	Y	7-13	7-11	0-0	0-2-2	0	21	1	0	0	1	28
Oakland	Y	7-12	5-10	0-0	1-5-6	1	19	1	1	0	0	35
SE MO St.	Y	5-11	4-9	0-0	1-9-10	2	14	1	2	0	1	25
W. VA (n)	Y	8-12	6-9	2-2	2-2-4	1	24	0	4	0	1	34
Kansas St. (n)	Y	1-11	1-7	0-1	3-4-7	3	3	0	1	0	0	28
at Boston Col.	Y	0-2	0-2	0-0	0-0-0	0	0	0	1	0	0	8
Bryant	N	4-6	4-6	0-0	0-3-3	1	12	0	0	0	0	23
Northern IA					DNP							
Iowa State					DNP							
at Drake	N	4-11	4-10	0-0	0-1-1	2	12	0	0	0	1	19
W. Illinois					DNP							
at Ohio State	N	0-0	0-0	0-0	0-0-0	2	0	0	0	0	0	1
Indiana					DNP							
Minnesota	N	0-1	0-1	2-2	0-0-0	0	2	0	0	0	0	6
at Michigan	N	3-5	2-3	0-0	0-1-1	0	8	0	0	0	1	11
at Purdue	N	1-7	1-5	2-4	1-4-5	0	5	2	1	0	0	24
Wisconsin												
at Penn State												
Mich. State												
at Illinois												
at Indiana												
Northwestern												
at Wisconsin												
Purdue												
Michigan												
at Mich. State												
at Northwestern												
Ohio State												
Penn State												
Big Ten Tournament												

### Career Bests

**Points:** 24 vs. West Virginia, 11/28/08  
**Rebounds:** 10 vs. Southeast Missouri State, 11/25/08  
**FGM:** 8 vs. West Virginia, 11/28/08  
**FGA:** 13, twice, last at The Citadel, 11/20/08  
**3-pt. FG:** 7 at The Citadel, 11/20/08  
**3-pt. FGA:** 11, twice, last at The Citadel, 11/20/08  
**FTM:** 3 vs. UTSA, 11/17/08  
**FTA:** 4 at Purdue, 1/18/09  
**Assists:** 2, twice, last at Purdue, 1/18/09  
**Steals:** 2 vs. Charleston Southern, 11/14/08  
**Blocks:**  
**Minutes:** 35 vs. Oakland, 11/23/08

### Career Statistics

YEAR	G/GS	FG-A	PCT	3-PT	PCT	FT-A	PCT	O-D-RB	AVG	PF-DI	AS	TO	BK	ST	PTS	AVG
Fresh.	14/8	49-112	.438	38-89	.427	9-12	.750	8-34-42	3.0	13-0	8	13	0	7	145	10.4



**Iowa Hawkeyes**  
**Iowa Hawkeyes Combined Team Statistics (as of Jan 18, 2009)**  
**All games**

<b>RECORD:</b>	<b>OVERALL</b>	<b>HOME</b>	<b>AWAY</b>	<b>NEUTRAL</b>
ALL GAMES	11-7	9-1	1-5	1-1
CONFERENCE	1-4	1-1	0-3	0-0
NON-CONFERENCE	10-3	8-0	1-2	1-1

##	Player	gp-gs	min	avg	Total		3-Point		F-Throw		Rebounds				pf	dq	a	to	blk	stl	pts	avg
					fg-fga	fg%	3fg-fga	3fg%	ft-fga	ft%	off	def	tot	avg								
05	Gatens, Matt	18-18	566	31.4	64-127	.504	33-60	.550	32-33	.970	23	54	77	4.3	41	2	46	29	5	12	193	10.7
01	Tucker, Anthony	14-8	295	21.1	49-112	.438	38-89	.427	9-12	.750	8	34	42	3.0	13	0	8	13	0	7	145	10.4
30	Peterson, Jeff	18-18	567	31.5	54-113	.478	13-33	.394	55-63	.873	6	34	40	2.2	32	2	73	58	0	20	176	9.8
32	Kelly, Jake	18-10	457	25.4	57-136	.419	21-59	.356	29-36	.806	7	32	39	2.2	45	2	48	36	6	22	164	9.1
44	Tate, Cyrus	16-16	355	22.2	43-63	.683	0-0	.000	32-43	.744	38	63	101	6.3	40	0	2	19	11	14	118	7.4
23	Davis, Jermain	18-9	400	22.2	29-76	.382	12-41	.293	28-37	.757	5	54	59	3.3	32	0	34	25	1	6	98	5.4
15	Bawinkel, Devan	18-0	274	15.2	25-68	.368	25-66	.379	0-0	.000	1	18	19	1.1	11	0	5	2	0	1	75	4.2
24	Fuller, Aaron	18-9	258	14.3	24-64	.375	9-28	.321	8-17	.471	14	31	45	2.5	32	1	9	17	7	7	65	3.6
02	Palmer, David	10-1	54	5.4	11-23	.478	4-9	.444	10-12	.833	2	15	17	1.7	5	0	0	4	1	0	36	3.6
50	Cole, Jarryd	18-1	193	10.7	10-16	.625	0-0	.000	7-13	.538	8	18	26	1.4	35	1	1	9	1	4	27	1.5
20	Brommer, Andrew	16-0	171	10.7	8-15	.533	0-0	.000	5-22	.227	5	15	20	1.3	28	1	2	6	8	2	21	1.3
04	Angle, J.R.	4-0	10	2.5	1-3	.333	1-3	.333	0-0	.000	1	1	2	0.5	1	0	1	2	0	1	3	0.8
Team											19	20	39				8					
Total.....		18	3600		375-816	.460	156-388	.402	215-288	.747	137	389	526	29.2	315	9	229	228	40	96	1121	62.3
Opponents.....		18	3600		358-865	.414	102-288	.354	211-312	.676	174	347	521	28.9	311	6	182	210	41	98	1029	57.2

<b>TEAM STATISTICS</b>	<b>IOWA</b>	<b>OPP</b>	<b>Date</b>	<b>Opponent</b>	<b>Score</b>	<b>Att.</b>
SCORING	1121	1029	11/14/08	CHARLESTON SOUTHERN	w 68-48	9070
Points per game	62.3	57.2	11/17/08	TEXAS-SAN ANTONIO	w 73-67	8051
Scoring margin	+5.1	-	11/20/08	at The Citadel	w 70-48	2024
FIELD GOALS-ATT	375-816	358-865	% 11/23/08	OAKLAND	w 66-57	8079
Field goal pct	.460	.414	% 11/25/08	SE MISSOURI STATE	w 75-41	8184
3 POINT FG-ATT	156-388	102-288	@ 11/28/08	vs West Virginia	L 68-87	5000
3-point FG pct	.402	.354	@ 11/29/08	vs Kansas State	w 65-63	5500
3-pt FG made per game	8.7	5.7	12/02/08	at Boston College	L 55-57	4084
FREE THROWS-ATT	215-288	211-312	12/05/08	BRYANT UNIVERSITY	w 61-36	8711
Free throw pct	.747	.676	12/09/08	NORTHERN IOWA	w 65-46	9435
F-Throws made per game	11.9	11.7	12/12/08	IOWA STATE	w 73-57	12125
REBOUNDS	526	521	12/20/08	at Drake	L 43-60	7152
Rebounds per game	29.2	28.9	12/27/08	WESTERN ILLINOIS	w 58-43	9941
Rebounding margin	+0.3	-	* 12/31/08	at Ohio State	L 65-68	14946
ASSISTS	229	182	* 01/03/09	INDIANA	w 65-60	11161
Assists per game	12.7	10.1	* 01/08/09	MINNESOTA	L 49-52	9663
TURNOVERS	228	210	* 01/11/09	at Michigan	L 49-64	11835
Turnovers per game	12.7	11.7	* 01/18/09	at Purdue	L 53-75	14123
Turnover margin	-1.0	-	% - - Las Vegas Invitational (Iowa City, IA)			
Assist/turnover ratio	1.0	0.9	@ - - Las Vegas Invitational (Las Vegas, NV)			
STEALS	96	98	* - - Big Ten Conference Game			
Steals per game	5.3	5.4				
BLOCKS	40	41				
Blocks per game	2.2	2.3				
ATTENDANCE	94420	64664				
Home games-Avg/Game	10-9442	6-9027				
Neutral site-Avg/Game	-	2-5250				

<b>Score by Periods</b>	<b>1st</b>	<b>2nd</b>	<b>Totals</b>
Iowa Hawkeyes	503	618	1121
Opponents	483	546	1029

**Iowa Hawkeyes**  
**Iowa Hawkeyes Combined Team Statistics (as of Jan 18, 2009)**  
**Conference games**

<b>RECORD:</b>	<b>OVERALL</b>	<b>HOME</b>	<b>AWAY</b>	<b>NEUTRAL</b>
ALL GAMES	1-4	1-1	0-3	0-0
CONFERENCE	1-4	1-1	0-3	0-0
NON-CONFERENCE	0-0	0-0	0-0	0-0

##	Player	gp-gs	min		Total		3-Point		F-Throw		Rebounds				Other				pts	avg		
			min	avg	fg-fga	fg%	3fg-fga	3fg%	ft-fa	ft%	off	def	tot	avg	pf	dq	a	to			blk	stl
05	Gatens, Matt	5-5	170	34.0	22-39	.564	12-20	.600	5-5	1.000	9	17	26	5.2	14	0	8	6	3	3	61	12.2
02	Palmer, David	2-1	27	13.5	7-15	.467	2-4	.500	6-8	.750	2	7	9	4.5	3	0	0	4	1	0	22	11.0
30	Peterson, Jeff	5-5	176	35.2	15-37	.405	4-13	.308	16-18	.889	2	10	12	2.4	7	0	26	24	0	4	50	10.0
44	Tate, Cyrus	3-3	54	18.0	8-8	1.000	0-0	.000	10-11	.909	5	8	13	4.3	7	0	1	4	0	2	26	8.7
32	Kelly, Jake	5-5	138	27.6	16-48	.333	8-20	.400	0-2	.000	3	4	7	1.4	18	1	10	13	2	4	40	8.0
15	Bawinkel, Devan	5-0	92	18.4	7-21	.333	7-19	.368	0-0	.000	1	7	8	1.6	4	0	1	2	0	0	21	4.2
23	Davis, Jermain	5-4	130	26.0	6-21	.286	3-11	.273	4-6	.667	1	24	25	5.0	11	0	10	10	0	2	19	3.8
01	Tucker, Anthony	4-0	42	10.5	4-13	.308	3-9	.333	4-6	.667	1	5	6	1.5	2	0	2	1	0	1	15	3.8
50	Cole, Jarryd	5-1	70	14.0	5-9	.556	0-0	.000	4-5	.800	1	7	8	1.6	10	0	0	4	0	1	14	2.8
24	Fuller, Aaron	5-1	37	7.4	3-9	.333	2-6	.333	1-2	.500	2	6	8	1.6	7	0	2	3	2	0	9	1.8
20	Brommer, Andrew	5-0	60	12.0	1-2	.500	0-0	.000	2-6	.333	1	4	5	1.0	10	0	1	4	4	1	4	0.8
04	Angle, J.R.	1-0	4	4.0	0-0	.000	0-0	.000	0-0	.000	0	0	0	0.0	0	0	0	1	0	0	0	0.0
Team											6	8	14					2				
Total.....		5	1000		94-222	.423	41-102	.402	52-69	.754	34	107	141	28.2	93	1	61	78	12	18	281	56.2
Opponents.....		5	1000		110-251	.438	36-87	.414	63-88	.716	46	104	150	30.0	81	2	63	54	13	34	319	63.8

<b>TEAM STATISTICS</b>	<b>IOWA</b>	<b>OPP</b>	<b>Date</b>	<b>Opponent</b>	<b>Score</b>	<b>Att.</b>
SCORING	281	319	* 12/31/08	at Ohio State	L 65-68	14946
Points per game	56.2	63.8	* 01/03/09	INDIANA	W 65-60	11161
Scoring margin	-7.6	-	* 01/08/09	MINNESOTA	L 49-52	9663
FIELD GOALS-ATT	94-222	110-251	* 01/11/09	at Michigan	L 49-64	11835
Field goal pct	.423	.438	* 01/18/09	at Purdue	L 53-75	14123
3 POINT FG-ATT	41-102	36-87	% -- Las Vegas Invitational (Iowa City, IA)			
3-point FG pct	.402	.414	@ -- Las Vegas Invitational (Las Vegas, NV)			
3-pt FG made per game	8.2	7.2	* -- Big Ten Conference Game			
FREE THROWS-ATT	52-69	63-88				
Free throw pct	.754	.716				
F-Throws made per game	10.4	12.6				
REBOUNDS	141	150				
Rebounds per game	28.2	30.0				
Rebounding margin	-1.8	-				
ASSISTS	61	63				
Assists per game	12.2	12.6				
TURNOVERS	78	54				
Turnovers per game	15.6	10.8				
Turnover margin	-4.8	-				
Assist/turnover ratio	0.8	1.2				
STEALS	18	34				
Steals per game	3.6	6.8				
BLOCKS	12	13				
Blocks per game	2.4	2.6				
ATTENDANCE	20824	40904				
Home games-Avg/Game	2-10412	3-13635				
Neutral site-Avg/Game	-	0-0				

<b>Score by Periods</b>	<b>1st</b>	<b>2nd</b>	<b>Totals</b>
Iowa Hawkeyes	125	156	281
Opponents	144	175	319

**January 21, 2009****Game-By-Game Results****Includes 18 Games****Overall: 11-7; Big Ten: 1-4; Home: 9-1; Away: 1-5; Neutral: 1-1**

<b>Date</b>	<b>Opponent</b>	<b>Result</b>	<b>Attend.</b>	<b>Top Scorer</b>	<b>Top Rebounder</b>
Nov. 15	Charleston Southern	W, 68-48	9,070	Matt Gatens, 15	Cryus Tate, 12
Nov. 17	Texas-San Antonio	W, 73-67	8,051	Cyrus Tate, 18	Tate/Gatens, 5
Nov. 20	at The Citadel	W, 70-48	2,024	Anthony Tucker, 21	Fuller/Tate, 5
% Nov. 23	Oakland University	W, 66-57	8,079	Anthony Tucker, 19	Cyrus Tate, 13
% Nov. 25	SE Missouri State	W, 75-41	8,184	Anthony Tucker, 14	Anthony Tucker, 10
@ Nov. 28	West Virginia (n)	L, 68-87	5,000	Anthony Tucker, 24	Cyrus Tate, 5
@ Nov. 29	Kansas State (n)	W, 65-63	5,000	Jeff Peterson, 18	Tucker, Fuller, Tate, 7
Dec. 2	at Boston College	L, 55-57	4,084	Bawinkel/Gatens, 12	Cyrus Tate, 7
Dec. 5	Bryant University	W, 61-36	8,711	Matt Gatens, 19	Cyrus Tate, 12
Dec. 9	Northern Iowa	W, 65-46	9,435	Jake Kelly, 19	Cyrus Tate, 6
Dec. 12	Iowa State	W, 73-57	12,125	Jeff Peterson, 17	Cyrus Tate, 8
Dec. 20	at Drake	L, 43-60	7,152	Anthony Tucker, 12	Jarryd Cole, 5
Dec. 27	Western Illinois	W, 58-43	9,941	Davis/Kelley, 13	Matt Gatens, 10
* Dec. 31	at Ohio State	L, 65-68	14,946	Matt Gatens, 22	Matt Gatens, 5
* Jan. 3	Indiana	W, 65-60	11,161	Cyrus Tate, 22	Cyrus Tate, 11
* Jan. 8	Minnesota	L, 49-52	9,663	Jeff Peterson, 16	Jermain Davis, 8
* Jan. 11	at Michigan	L, 49-64	11,835	Matt Gatens, 11	Matt Gatens, 8
* Jan. 18	at Purdue	L, 53-75	14,123	David Palmer, 19	David Palmer, 8
* Jan. 21	Wisconsin				
* Jan. 24	at Penn State				
* Jan. 29	Michigan State				
* Feb. 1	at Illinois				
* Feb. 4	at Indiana				
* Feb. 7	Northwestern				
* Feb. 11	at Wisconsin				
* Feb. 14	Purdue				
* Feb. 22	Michigan				
* Feb. 25	at Michigan State				
* Feb. 28	at Northwestern				
* Mar. 3-5	Ohio State				
* Mar. 7	Penn State				

% -- Las Vegas Invitational (Iowa City, IA)

@ -- Las Vegas Invitational (Las Vegas, NV)

\* -- Big Ten Conference Game

<b>Attendance Summary</b>	<b>Games</b>	<b>Totals</b>	<b>Average</b>
Home	10	94,420	9,442
Away	6	54,164	9,027
Neutral	2	10,000	5,000
<b>Totals</b>	<b>18</b>	<b>159,084</b>	<b>8,838</b>





**January 21, 2009****Season & Career Bests****Includes 18 Games****Season Bests**

<b>Player</b>	<b>Points</b>	<b>Rebounds</b>	<b>Assists</b>	<b>Blocks</b>	<b>Steals</b>
J.R. Angle	3, SEMO	1, SEMO	1, SEMO		
Devan Bawinkel	15, at Ohio State	4, Minnesota	1, twice		1, KSU
Andrew Brommer	5, W. Virginia	4, Charleston S.	1, SEMO	2, Charleston S.	1, SEMO
Jarryd Cole	8, at Michigan	5, at Drake		1, at Drake	1, three times
Jermain Davis	16, Iowa State	8, W.Ill./IND/MINN	5, Iowa State		1, Oakland/Iowa St
Aaron Fuller	8, UTSA/The Citadel	7, KSU	2, UTSA/Oakland	3, SEMO	3, SEMO
Matt Gatens	22, at Ohio State	10, Western Illinois	7, UTSA	1 three times	4, The Citadel
Jake Kelly	19, Northern Iowa	5, Northern Iowa	5, The Citadel/at BC	2, at Drake	3, The Citadel/Bryant
John Lickliter					
David Palmer	19, at Purdue	8, at Purdue		1, at Purdue	
Jeff Peterson	18, KSU/UNI	4, Minnesota	9, Oakland		3, at Drake
Cyrus Tate	22, Indiana	13, Oakland		3, UTSA	3, Northern Iowa
Anthony Tucker	24, W. Virginia	10, SEMO	2, UTSA/at PUR		1, seven times

**Career Bests**

<b>Player</b>	<b>Points</b>	<b>Rebounds</b>	<b>Assists</b>
J.R. Angle	10, SE Louisiana, '08	6, at Northern Iowa, '08	3, E. Illinois, '08
Devan Bawinkel	15, at Ohio State	4, Minnesota	3, Western Michigan, '06
Andrew Brommer	5, West Virginia	4, Charleston S.	1, SEMO
Jarryd Cole	15, at Iowa State, '08	9, at Iowa State, '08	1, N.Colorado & Utah State, '08
Jermain Davis	16, Iowa State, '09	8, W.Ill./Indiana/Minn. '09	5, Iowa State '09
Aaron Fuller	8, UTSA	7, KSU	3, SEMO
Matt Gatens	22, at Ohio State	5, UTSA	7, UTSA
Jake Kelly	19, at Northern Iowa, '08,	5, four times, last vs. UNI., '08	6, Louisiana-Monroe, '08
John Lickliter			
David Palmer	19, at Purdue	8, at Purdue	
Jeff Peterson	20, N. Colorado, '08	5, LA-Monroe/at IA St., '08	9, Idaho State/at Michigan, '08
Cyrus Tate	26, at Mich. State, '08	13, Penn State, '08, Oakland	2, twice, last vs. MD E.Shore, '08
Anthony Tucker	24, West Virginia	10, SEMO	2, UTSA/at Purdue

**NOTE: Career bests occurred in 2008-09 unless otherwise noted.**

January 21, 2009

Individual Points/Rebounds

Includes 18 Games

	A N G L E	B A W L I K E L	B R O M M E R	C O L E	D A V I S	F U L L E R	G A T L E N S	K E L L Y	L I C K L E Y	P A L M E R	P E T E R S O N	T A T E	T U C K E R
Charleston Southern	DNP	3-1	0-4	0-1	4-0	4#2	15#3	10-1	RS	4-1	9#2	9#12	10#2
Texas-San Antonio	DNP	3-2	2-1	0-1	10-4	8#2	10#5	2-2	RS	DNP	5#2	18#5	15#1
at The Citdael	DNP	0-2	2-0	4-2	1-0	8#5	13#3	5-3	RS	DNP	12#3	4#5	21#2
% Oakland	DNP	0-0	DNP	0-0	0-1	7#2	5#4	16-4	RS	0-0	8#0	11#13	19#6
% SE Missouri State	3-1	9-0	4-2	0-2	0-3	5#5	12#3	9-2	RS	5-6	8#2	6#3	14#10
@ West Virginia (n)	DNP	0-1	5-2	1-0	0-1	6#3	6#3	15-3	RS	0-0	11#12	0#5	24#4
@ Kansas State (n)	DNP	3-0	2-3	0-0	8-2	7#7	5#1	9-0	RS	DNP	18#2	10#7	3#7
at Boston College	DNP	12-0	0-1	0-2	10-3	0#1	12#4	11-3	RS	DNP	6#1	4#7	0#0
Bryant	0-0	0-0	0-1	0-0	5#2	7-1	19#5	5#3	RS	3-1	2#1	8#12	12-3
Northern Iowa	DNP	3-2	0-1	0-0	5#2	2-2	14#2	19#5	RS	DNP	18#4	4#6	DNP
Iowa State	0-1	12-0	2-0	2-3	16#6	2-5	6#6	6#3	RS	0-0	17#3	10#8	DNP
at Drake	DNP	3-1	DNP	4-5	7#2	0-1	4#2	4#2	RS	0-0	8#3	1#4	12-1
Western Illinois	DNP	6-2	0-0	2-2	13#8	0-1	11#10	13#1	RS	2-0	4#3	7#1	DNP
* at Ohio State	DNP	15-2	0-1	3-1	3#3	0-3	22#5	11#2	RS	DNP	9#2	2#1	0-0
* Indiana	DNP	0-1	2-0	0-0	9#8	0-0	6#3	10#3	RS	DNP	16#1	22#11	DNP
* Minnesota	DNP	3-4	0-0	3-4	6#8	0-0	11#5	6#1	RS	DNP	16#4	2#1	2-0
* at Michigan	DNP	3-1	0-2	8#2	0#6	5-3	11#8	7#0	RS	3-1	4#3	INJ	8-1
* at Purdue	0-0	0-0	2-2	0-1	1-0	4#2	11#5	6#1	RS	19#8	5#2	INJ	5-5
* Wisconsin													
* at Penn State													
* Michigan State													
* at Illinois													
* at Indiana													
* Northwestern													
* at Penn State													
* Purdue													
* Michigan													
* at Michigan State													
* at Northwestern													
* Ohio State													
* Penn State													

% -- Las Vegas Invitational (Iowa City, IA)  
 @ -- Las Vegas Invitational (Las Vegas, NV)  
 \* -- Big Ten Conference Game  
 & -- Big Ten Tournament, Indianapolis, IN

# -- Denotes starting line-up

---

*January 21, 2009**The Last Time . . .**Includes 18 Games*

---

**The Last Time a Player . . .*****Had 30 or more points***

Iowa - - 30, Adam Haluska, at Penn State, 2/28/07  
Opponent - - 32, Ed Tyson, Maryland Eastern Shore, 11/20/07

***Made at least 90% of his FGA (10 att.)***

Iowa - - .909 (9-10), Luke Recker vs. Purdue, 3/07/02  
Opponent - - .923 (12-13), Greg Oden, Ohio State, 1/20/07

***Made 100% of his FTA (10 att.)***

Iowa - - 1.000 (10-10), Jermain Davis vs. Texas-San Antonio, 11/17/08  
Opponent - - 1.000 (10-10), Vincent Grier, Minnesota, 2/18/06

***Had 15 or more rebounds***

Iowa - - 23, Greg Brunner vs. Minnesota, 1/18/06  
Opponent - - 17, Marco Killingsworth, Indiana, 2/11/06

***Had 10 or more assists***

Iowa - - 10, Jeff Horner vs. Ohio State (Big Ten Tournament), 3/12/06  
Opponent - - 10, Travis Walton, Michigan State, 2/17/07

***Had 5 or more blocks***

Iowa - - 5, Kurt Looby vs. Purdue, 1/16/08  
Opponent - - 5, Daniel Ruffin, Bradley, 11/23/07

***Had 5 or more steals***

Iowa - - 5, Tyler Smith at Wisconsin, 2/10/07  
Opponent - - 5, Devin Gibson, UTSA, 11/17/08

**The Last Time A Team . . .*****Scored 100 or more points***

Iowa - - 101, vs. Georgia State, 12/20/06  
Opponent - - 106, by North Carolina, 11/24/04

***Scored 40 or fewer points***

Iowa - - 39 vs. Indiana, 1/10/49  
Opponent - - 36, by Michigan State, 1/12/08

***Won an overtime game***

Iowa - - 76-72 (3OT) vs. Minnesota, 1/18/06  
Opponent - - 72-67 (1 OT), by Louisiana-Monroe, 11/30/07

***Made at least 60% of its FGA (20 att.)***

Iowa - - .653 (32-44) vs. Michigan, 2/4/06  
Opponent - - .633 (31-49), by Minnesota, 2/7/07

***Made at least 50% of its 3-pt. FGA (8 att.)***

Iowa - - .500 (14-28), at Ohio State, 12/31/08  
Opponent - - .667 (10-15) by Purdue, 1/18/09

***Made at least 90% of its FTA (10 att.)***

Iowa - - .900 (9-10) at Michigan, 1/11/09  
Opponents - - .923 (12-13) by Michigan State, 2/23/08

January 21, 2009

Season Highs & Lows

Includes 18 Games

## Individual Highs

<b>Points:</b>	24	Anthony Tucker vs. West Virginia
<b>Field Goals:</b>	8 (9 att.)	Tate vs. UTSA; (12 att.) Tucker vs. WVU; Gatens at Ohio State
	8 (15 att.)	Jake Kelly vs. Northern Iowa; (12 att.) Gatens at Ohio State
<b>Field Goal Attempts:</b>	15 (made 8)	Jake Kelly vs. Northern Iowa
<b>Field Goal Percentage (8 att.):</b>	.889 (8-9)	Cyrus Tate vs. Texas-San Antonio
<b>3-pt. Field Goals:</b>	7 (11 att.)	Anthony Tucker at The Citadel
<b>3-pt. Field Goal Attempts:</b>	11 (made 2/7)	Anthony Tucker vs. Charleston Southern/at The Citadel
<b>3-pt. Field Goal Percentage (5 att.):</b>	.800 (4-5)	Matt Gatens vs. Northern Iowa
<b>Free Throws:</b>	11(12 att.)	Jeff Peterson vs. Kansas State
<b>Free Throw Attempts:</b>	12 (made 11)	Jeff Peterson vs. Kansas State
<b>Free Throw Percentage (10 att):</b>	1.000 (10-10)	Jermain Davis vs. Texas-San Antonio
<b>Rebounds:</b>	13	Cyrus Tate vs. Oakland
<b>Assists:</b>	9	Jeff Petersen vs. Oakland
<b>Blocked Shots:</b>	3	Cyrus Tate vs. Texas-San Antonio/Aaron Fuller vs. SEMO
<b>Steals:</b>	4	Matt Gatens at The Citadel

## Team Highs

<b>Iowa</b>	<b>Points</b>	<b>Opponent</b>
75 vs. SE Missouri State	<b>Field Goals</b>	87 by West Virginia
28 (58 att.) vs. SE Missouri State	<b>FG Attempts</b>	31 (56 att.) by West Virginia
58 (made 28) vs. SE Missouri State	<b>FG Percentage</b>	56, by 3 teams, last by Michigan (made 24)
.571 (24-42) vs. Texas-San Antonio	<b>3-pt. Field Goals</b>	.554 (31-56) by West Virginia
14 (28 att.) at Ohio State	<b>3-pt. FG Attempts</b>	10 (18 att.) by W. VA/(att. 15) by Purdue
30 (made 13) vs. SE Missouri State	<b>3-pt. FG Percentage</b>	24 (made 9) by Texas-San Antonio
.520 (13-25) at The Citadel	<b>Free Throws</b>	.667 (10-15) by Purdue
26 (37 att.) vs. Kansas State	<b>FT Attempts</b>	23 (29 att.) by Drake
37 (made 26) vs. Kansas State	<b>FT Percentage</b>	29 (made 23) by Drake
1.000 (8-8) vs. Northern Iowa	<b>Rebounds</b>	.857 by The Citadel
41 vs. SE Missouri State	<b>Assists</b>	36 by Kansas State/Boston College
19 vs. Oakland	<b>Blocked Shots</b>	19 by Purdue
7 vs. SE Missouri State	<b>Steals</b>	6 by Purdue
9 at The Citadel/Iowa St.	<b>Turnovers</b>	12 by Michigan
21 vs. West Virginia	<b>Fouls</b>	16 by Texas-San Antonio, Kansas State
28 vs. West Virginia		29 by Kansas State

## Team Lows

<b>Iowa</b>	<b>Points</b>	<b>Opponent</b>
43 at Drake	<b>Field Goals</b>	36 by Bryant
15 (48 att.) at Drake	<b>FG Attempts</b>	11 (49, 37 att.) by SEMO, Bryant
37 (20 made) vs. West Virginia	<b>FG Percentage</b>	37 (11 made) by Bryant
.313 (15-48) at Drake	<b>3-pt. Field Goals</b>	.224 by SE Missouri State
5 (16/14 att.) vs. Texas-San Antonio, Indiana	<b>3-pt. FG Attempts</b>	0 (11 att.) by SE Missouri State
14 (made 5) vs. Indiana	<b>3-pt. FG Percentage</b>	7 (made 3) by Kansas State
.276 (8-29) at Drake	<b>Free Throws</b>	.235 (4-17) by The Citadel
5 (7 att.) vs. at Drake/at Ohio State	<b>FT Attempts</b>	5 (5, 8 att.) by Northern Iowa/ Iowa St (7 att)
7 (made 5) at Drake/at Ohio State	<b>FT Percentage</b>	7 (made 6) at The Citdael, Iowa State (made 5)
.538 (7-13) at The Citadel	<b>Rebounds</b>	.441 (15-34) by West Virginia
22 at Boston College	<b>Assists</b>	18 by Bryant
7 vs. West Virginia	<b>Blocked Shots</b>	5 by The Citadel/SE Missouri State/Drake
0 five times, last at Ohio State	<b>Steals</b>	0 by Western Illinois & Michigan
2 vs. West Virginia/at Ohio State	<b>Turnovers</b>	0 by The Citadel
5 vs. Northern Iowa	<b>Fouls</b>	9 by Charleston Southern/by Ohio State
12 vs. Charleston Southern, Oakland		8 by SE Missouri State



January 21, 2009

Iowa's Record When . . .

Includes 18 Games

When playing at home:	9-1	When leading at the half:	10-1	When wearing White:	10-1
When playing on the road:	1-5	When trailing at the half:	1-6	When wearing Black:	1-6
When playing on a neutral court:	1-1	When tied at the half:	0-0	When wearing Gold:	0-0
When Iowa scores 100 points or more:	0-0	Iowa field goal percentage at home:	222-454	.489	
When Iowa scores 90-99 points:	0-0	Iowa field goal percentage on road:	153-362	.423	
When Iowa scores 80-89 points:	0-0	Iowa 3-point percentage at home:	82-213	.385	
When Iowa scores 70-79 points:	4-0	Iowa 3-point percentage on road:	74-175	.423	
When Iowa scores under 70 points:	7-7	Iowa free throw percentage at home:	117-162	.722	
		Iowa free throw percentage on road:	88-126	.698	
When opponent scores 100 points or more:	0-0	On Sunday:	1-2		
When opponent scores 90-99 points:	0-0	On Monday:	1-0		
When opponent scores 80-89 points:	0-1	On Tuesday:	2-1		
When opponent scores 70-79 points:	0-1	On Wednesday:	0-1		
When opponent scores 60-69 points:	3-3	On Thursday:	1-1		
When opponent scores fewer than 60 points:	8-2	On Friday:	3-1		
		On Saturday:	3-1		
When Iowa shoots at least 50% from the field:	4-3	On Big Ten Network:	4-3		
When Iowa shoots less than 50% from the field:	7-4	On CBS:	0-0		
When opponent shoots at least 50% from the field:	0-2	On ESPN:	0-0		
When opponent shoots less than 50% from the field:	11-5	On ESPN2:	0-2		
When Iowa has higher FG% than opponent:	10-2	On ESPNU:	2-2		
When opponent has higher FG%:	1-4	On Mediacom:	3-1		
When FG% is equal:	0-1	On Fox Sports:	0-0		
When Iowa outrebounds opponent:	8-0	No Television:	2-0		
When opponent has more rebounds:	3-5	CSTV:	0-0		
When rebounds are equal:	0-2				
When Iowa shoots at least 80% from the line:	2-3	Most Points, First Half:	40 vs. UTSA		
When Iowa shoots less than 80% from the line:	9-4	Fewest Points, First Half:	16 at Michigan		
When opponent shoots at least 80% from the line:	3-1	Most Points Allowed, First Half:	48 vs. West Virginia		
When opponent shoots less than 80% from the line:	8-6	Fewest Points Allowed, First Half:	14 vs. Bryant		
When Iowa shoots more free throws than opponent:	8-0	Most Points, Second Half:	42 vs. Northern Iowa		
When opponent shoots more free throws:	2-7	Fewest Points, Second Half:	23 vs. Minnesota		
When free throws attempts are equal:	1-0	Most Points Allowed, Second Half:	46 vs. Purdue		
When Iowa has higher FT% than opponent:	7-5	Fewest Points Allowed, Second Half:	20 vs. Western Illinois		
When opponent has higher FT%:	4-2	Largest Halftime Advantage:	16 vs. SEMO		
When FT% is equal:	0-0	Largest Halftime Deficit:	19 vs. W. Virginia		
When Iowa shoots at least 50% from three-point range:	1-2				
When Iowa shoots less than 50% from three-point range:	10-5				
When opponent shoots at least 50% from three-point range:	0-3				
When opponent shoots less than 50% from three-point range:	11-4				
When Iowa has a higher three-point FG% than opponent:	7-2				
When opponent has a higher three-point FG%:	4-5				
When three-point FG% is equal:	0-0				
When Iowa has more assists than opponent:	10-3				
When opponent has more assists:	0-3				
When assists are equal:	1-1				
When Iowa has fewer turnovers than opponent:	7-0				
When opponent has fewer turnovers:	2-5				
When turnovers are equal:	2-2				
When Iowa has more steals than opponent:	8-1				
When opponent has more steals:	3-5				
When steals are equal:	0-1				

January 21, 2009

Iowa Under Todd Lickliter . . .

Includes 18 Games

When playing at home:	19-9	When leading at the half:	21-4	When wearing White:	20-12
When playing on the road:	4-13	When trailing at the half:	3-22	When wearing Black:	4-14
When playing on a neutral court:	1-4	When tied at the half:	0-0	When wearing Gold:	0-0
When Iowa scores 100 points or more:	0-0	Iowa field goal percentage at home:	561-1,273		.441
When Iowa scores 90-99 points:	0-0	Iowa field goal percentage on road:	430-998		.431
When Iowa scores 80-89 points:	0-0	Iowa 3-point percentage at home:	205-577		.355
When Iowa scores 70-79 points:	5-1	Iowa 3-point percentage on road:	173-451		.384
When Iowa scores under 70 points:	19-25	Iowa free throw percentage at home:	353-510		.692
		Iowa free throw percentage on road:	202-302		.669
When opponent scores 100 points or more:	0-0	On Sunday:	2-2		
When opponent scores 90-99 points:	0-0	On Monday:	1-1		
When opponent scores 80-89 points:	0-1	On Tuesday:	5-1		
When opponent scores 70-79 points:	0-5	On Wednesday:	2-8		
When opponent scores 60-69 points:	5-12	On Thursday:	1-3		
When opponent scores fewer than 60 points:	19-8	On Friday:	4-4		
		On Saturday:	9-7		
When Iowa shoots at least 50% from the field:	6-5	On Big Ten Network:	16-15		
When Iowa shoots less than 50% from the field:	18-21	On CBS:	0-0		
When opponent shoots at least 50% from the field:	0-5	On ESPN:	0-3		
When opponent shoots less than 50% from the field:	24-21	On ESPN2:	0-2		
When Iowa has higher FG% than opponent:	21-12	On ESPNU:	2-3		
When opponent has higher FG%:	3-13	On Mediacom:	3-1		
When FG% is equal:	0-1	On Fox Sports:	1-0		
When Iowa outrebounds opponent:	16-7	No Television:	2-1		
When opponent has more rebounds:	8-14	CSTV:	0-1		
When rebounds are equal:	0-5				
When Iowa shoots at least 80% from the line:	5-5	Most Points, First Half:	40 vs. UTSA		
When Iowa shoots less than 80% from the line:	19-21	Fewest Points, First Half:	15 vs. Northwestern, '08		
When opponent shoots at least 80% from the line:	6-6	Most Points Allowed, First Half:	48 vs. W. Virginia, '09		
When opponent shoots less than 80% from the line:	18-20	Fewest Points Allowed, First Half:	14 vs. Bryant, '09		
When Iowa shoots more free throws than opponent:	16-4	Most Points, Second Half:	44 vs. MD E. Shore, '08		
When opponent shoots more free throws:	7-22	Fewest Points, Second Half:	17 vs. at Indiana, '08		
When free throws attempts are equal:	1-0	Most Points Allowed, Second Half:	46 vs. Purdue, '09		
When Iowa has higher FT% than opponent:	17-10	Fewest Points Allowed, Second Half:	18 vs. Michigan St., '08		
When opponent has higher FT%:	6-16	Largest Halftime Advantage:	16 vs. SEMO		
When FT% is equal:	1-0	Largest Halftime Deficit:	28 at Ohio State, '08		
When Iowa shoots at least 50% from three-point range:	3-3				
When Iowa shoots less than 50% from three-point range:	21-23				
When opponent shoots at least 50% from three-point range:	1-4				
When opponent shoots less than 50% from three-point range:	23-22				
When Iowa has a higher three-point FG% than opponent:	14-12				
When opponent has a higher three-point FG%:	10-13				
When three-point FG% is equal:	0-1				
When Iowa has more assists than opponent:	17-10				
When opponent has more assists:	6-15				
When assists are equal:	1-1				
When Iowa has fewer turnovers than opponent:	11-0				
When opponent has fewer turnovers:	11-23				
When turnovers are equal:	2-3				
When Iowa has more steals than opponent:	12-2				
When opponent has more steals:	12-21				
When steals are equal:	0-3				

## 2008-09 Game Summaries

**(1) IOWA 68, CHARLESTON SOUTHERN 48**  
November 14, 2008, Carver-Hawkeye Arena, Iowa City, IA

Iowa trailed 7-0 in the early going before using a 20-4 scoring run to gain control on the way to a 68-48 season-opening win over Charleston Southern in Iowa City. Freshman Matt Gatens hit a three-point basket at the 17:24 mark for Iowa's first points of the season, and Iowa added nine more points over the next four minutes before the visitors would score again. The Hawkeyes increased the advantage to 11 points with six minutes remaining before CSU closed the gap to 29-25 at halftime. Gatens and fellow freshman Anthony Tucker combined to score Iowa's first 15 points.

Iowa scored the first four points of the second half and led by six or more the rest of the way. Iowa's biggest margin was 23 points in the final minutes. The Hawkeyes shot 56% from the field in the second half, while holding the visitors to just 26.7%.

Iowa shot 51.1% for the game, including 36% from three-point range. The Hawkeyes also shot 73.3% from the free throw line and held a 32-30 rebounding advantage. Charleston Southern shot just 33.3% for the game.

Gatens led Iowa with 15 points and five assists, hitting 4-6 field goals, all three of his three-point attempts and all four of his free throw attempts. Tucker and sophomore guard Jake Kelly each added 10 points, while senior forward Cyrus Tate collected nine points and 12 rebounds and sophomore guard Jeff Peterson added nine points and three assists. Kelly saw his first action of the season, as he missed Iowa's exhibition win over Wayne State due to injury.

**CHARLESTON SOUTHERN -- 48**

Name	FG	3-PT	FT	RB	PF	TP	A	TO	BK	S	MN
Martin	1-4	0-1	4-6	3	3	6	0	1	0	1	22
Carter	6-15	1-4	0-2	1	1	13	1	2	0	1	26
Blackmon	3-4	0-0	0-0	8	3	6	0	0	1	0	30
Knight	0-3	0-0	0-0	1	2	0	4	1	0	0	30
Warren	5-9	4-4	4-5	2	3	18	2	4	0	0	35
Goods	0-1	0-0	0-0	0	1	0	0	1	0	0	10
Johnson	1-5	1-2	0-0	2	0	3	0	0	0	0	16
Lamb	0-5	0-3	0-0	3	1	0	1	0	0	0	15
Knysas	1-5	0-1	0-1	1	1	2	1	0	0	0	16
Team				9							
<b>Totals</b>	<b>17-51</b>	<b>6-15</b>	<b>8-14</b>	<b>30</b>	<b>15</b>	<b>48</b>	<b>9</b>	<b>9</b>	<b>1</b>	<b>2</b>	<b>200</b>
	FG%:	.333		3-PT%:	.400		FT%:	.571			

**IOWA -- 68**

Name	FG	3-PT	FT	RB	PF	TP	A	TO	BK	S	MN
Fuller	2-4	0-2	0-0	2	2	4	0	1	0	0	28
Tate	3-4	0-0	3-3	12	1	9	0	2	2	0	26
Tucker	4-13	2-11	0-0	2	1	10	1	1	0	1	25
Gatens	4-6	3-3	4-4	3	1	15	5	2	0	1	32
Peterson	3-4	1-1	2-2	2	2	9	3	1	0	0	24
Palmer	1-2	0-1	2-2	1	0	4	0	0	0	0	2
Bawinkel	1-3	1-3	0-0	1	0	3	1	0	0	0	9
Brommer	0-2	0-0	0-2	4	1	0	0	0	2	0	14
Davis	2-4	0-2	0-0	0	2	4	1	0	0	0	10
Kelly	4-5	2-2	0-0	1	0	10	3	0	0	1	20
Cole	0-0	0-0	0-2	1	2	0	0	0	0	0	10
Team				3							
<b>Totals</b>	<b>24-47</b>	<b>9-25</b>	<b>11-15</b>	<b>32</b>	<b>12</b>	<b>68</b>	<b>14</b>	<b>7</b>	<b>4</b>	<b>3</b>	<b>200</b>
	FG%:	.511		3-PT%:	.360		FT%:	.733			

**Score by Periods:**

Charleston Southern	25	23	48
Iowa	29	39	68

**Attendance: 9,070**

**(2) IOWA 73, TEXAS-SAN ANTONIO 67**  
November 17, 2008, Carver-Hawkeye Arena, Iowa City, IA

Iowa let a 12 point halftime advantage slip away before making 14-15 free throws in the second half in earning a 73-67 win over Texas-San Antonio. Iowa shot 65.2% from the field in the opening half, building a 40-28 advantage at the break. Iowa connected on 15-23 field goal attempts and 6-7 free throws in the first half and had 11 assists.

UTSA used full court pressure to get back in the game, forcing 11 Iowa turnovers in the final 20 minutes. The Roadrunners took a 57-54 advantage with 7:49 to play, their first lead since the opening minutes of play.

Iowa responded by scoring eight straight points, six of those on free throws by Jermain Davis. UTSA stayed in the game, closing the deficit to two points twice in the closing minutes, the last at 67-65 with 33 seconds remaining. Matt Gatens hit two free shots to increase the advantage and Cyrus Tate blocked a UTSA shot attempt as the Hawkeyes held on.

Iowa shot 57.1% (24-42) from the field and 90.9% (20-22) from the free throw line, compared to 44.4% field goal shooting and 83.3% shooting from the line for the visitors.

Tate led Iowa's balanced attack with 18 points, hitting 8-9 field goals and both of his free throws. Anthony Tucker added 15 points, Gatens contributed 10 points and seven assists and Davis ended with game with 10 points on 10-10 shooting from the line. Tate and Gatens led Iowa with five rebounds apiece and Tate collected three blocked shots and two steals.

**TEXAS-SAN ANTONIO -- 67**

Name	FG	3-PT	FT	RB	PF	TP	A	TO	BK	S	MN
Gabbidon	4-12	1-7	3-3	4	2	12	2	3	2	1	26
Bonney	2-5	0-0	2-2	1	3	6	0	1	0	0	15
Johnson	5-8	3-4	4-4	3	4	17	5	1	0	1	32
Gibson	2-8	0-2	1-2	3	4	5	5	4	0	5	35
Smith	2-3	2-3	0-0	1	1	6	1	1	0	0	20
Shank	3-5	3-5	0-0	0	3	9	0	1	0	0	16
Allen	0-2	0-1	0-0	3	0	0	1	0	0	0	15
Gasporra	0-0	0-0	0-0	0	0	0	0	0	0	0	2
Fields	4-9	0-2	0-1	2	2	8	1	3	0	3	26
Stepter	2-2	0-0	0-0	2	3	4	0	2	0	1	13
Team				5							
<b>Totals</b>	<b>24-54</b>	<b>9-24</b>	<b>10-12</b>	<b>24</b>	<b>22</b>	<b>67</b>	<b>15</b>	<b>16</b>	<b>2</b>	<b>11</b>	<b>200</b>
	FG%:	.444		3-PT%:	.375		FT%:	.833			

**IOWA -- 73**

Name	FG	3-PT	FT	RB	PF	TP	A	TO	BK	S	MN
Fuller	3-4	1-2	1-2	2	3	8	2	2	0	0	18
Tate	8-9	0-0	2-2	5	2	18	0	1	3	2	33
Tucker	5-8	2-5	3-3	1	0	15	2	2	0	1	28
Gatens	3-5	0-2	4-5	5	2	10	7	3	0	1	35
Peterson	2-4	1-2	0-0	2	5	5	2	2	0	1	29
Bawinkel	1-2	1-2	0-0	2	0	3	0	0	0	0	12
Brommer	1-1	0-0	0-0	1	0	2	0	0	0	0	7
Davis	0-4	0-1	10-10	4	0	10	2	4	0	0	19
Kelly	1-5	0-2	0-0	2	2	2	1	3	1	0	16
Cole	0-0	0-0	0-0	1	1	0	0	1	0	0	3
Team				3							
<b>Totals</b>	<b>24-42</b>	<b>5-16</b>	<b>20-22</b>	<b>28</b>	<b>15</b>	<b>73</b>	<b>16</b>	<b>19</b>	<b>4</b>	<b>5</b>	<b>200</b>
	FG%:	.571		3-PT%:	.313		FT%:	.909			

**Score by Periods:**

Texas-San Antonio	28	39	67
Iowa	40	33	73

**Attendance: 8,051**

## 2008-09 Game Summaries

**(3) IOWA 70, THE CITADEL 48**  
November 20, 2008, McAlister Field House, Charleston, SC

Iowa used a 16-4 scoring run over the final seven minutes of the first half to gain control and the Hawkeyes went on to post a 70-48 win at The Citadel. The teams traded baskets in the opening minutes before The Citadel tied the game at 16-16 with seven minutes left in the half. Iowa's Anthony Tucker hit back-to-back three-points to spark an 11-0 scoring run as Iowa built a 32-20 advantage at the break.

Cyrus Tate scored on a rebound basket to start the second half, giving the Hawkeyes a 14 point cushion. The Citadel rallied, closing the margin to six points four minutes into the half. The Bulldogs added a three-point play at the 13 minute mark to cut the deficit to five, 39-34, with 13 minutes remaining.

Another three-pointer by Tucker and a three-point play by Aaron Fuller increased Iowa's advantage to 45-34 and Iowa was not threatened the rest of the way.

The Hawkeye were efficient in gaining their first road win over the season. Iowa shot 47.5% from the field, including 52% (13-25) from three-point range. Iowa had just six turnovers, the low mark for a Hawkeye team in 35 games under Todd Lickliter, and had nine steals, which led to 23 points off turnovers.

Tucker led Iowa with 21 points, hitting 7-11 three-point attempts. Matt Gatens added 13 points, six assists and four steals and three rebounds, Jeff Peterson had 12 points and three assists and Fuller added eight points and five rebounds. Iowa won the rebounding battle 28-23 and forced 13 turnovers.

**Iowa -- 70**

Name	FG	3-PT	FT	RB	PF	TP	A	TO	BK	S	M
Fuller	3-10	1-3	1-3	5	2	8	0	2	0	0	23
Tate	2-3	0-0	0-0	5	4	4	0	2	0	0	18
Tucker	7-13	7-11	0-0	2	0	21	1	0	0	1	28
Gatens	4-7	3-5	2-2	3	2	13	6	0	0	4	35
Peterson	4-7	1-2	3-4	3	1	12	3	0	0	1	31
Bawinkel	0-1	0-1	0-0	2	0	0	0	0	0	0	8
Brommer	1-1	0-0	0-0	0	0	2	0	0	0	0	2
Davis	0-3	0-2	1-2	0	2	1	0	0	0	0	12
Kelly	2-4	1-1	0-0	3	1	5	5	0	0	3	23
Cole	2-2	0-0	0-2	2	2	4	0	1	0	0	20
Team				3				1			
<b>Totals</b>	<b>25-51</b>	<b>13-25</b>	<b>7-13</b>	<b>28</b>	<b>14</b>	<b>70</b>	<b>15</b>	<b>6</b>	<b>0</b>	<b>9</b>	<b>200</b>
	<b>FG%: .490</b>	<b>3-PT%: .520</b>	<b>FT%: .538</b>								

**The Citadel -- 48**

Name	FG	3-PT	FT	RB	PF	TP	A	TO	BK	S	M
Dahn	0-2	0-2	0-0	1	4	0	0	0	0	0	18
Eykyn	3-5	1-3	1-1	2	2	8	0	3	0	0	21
Nelson	5-8	0-0	1-1	3	3	11	1	4	2	0	28
Urbanus	1-4	1-3	0-0	1	2	3	0	1	0	0	35
Wells	8-13	1-4	4-5	4	0	21	1	3	1	0	38
McDowell	0-1	0-1	0-0	1	0	0	0	0	0	0	14
Morabbi	0-5	0-3	0-0	6	2	0	3	0	0	0	24
Brick	0-0	0-0	0-0	0	0	0	0	0	0	0	4
Streeter	1-1	0-0	0-0	1	1	2	0	0	0	0	5
Roberts	0-0	0-0	0-0	0	1	0	0	0	0	0	7
Clark	1-1	1-1	0-0	0	0	3	0	2	0	0	6
Team				4							
<b>Totals</b>	<b>19-40</b>	<b>4-17</b>	<b>6-7</b>	<b>23</b>	<b>15</b>	<b>48</b>	<b>5</b>	<b>13</b>	<b>3</b>	<b>0</b>	<b>200</b>
	<b>FG%: .475</b>	<b>3-PT%: .235</b>	<b>FT%: .857</b>								

**Score by Periods:**

Iowa	32	38	70
The Citadel	20	28	48

**Attendance: 2,024**

**(4) IOWA 66, Oakland 57**  
November 23, Carver-Hawkeye Arena, Iowa City, IA

Iowa built a 10 point advantage in the second half before holding off a late rally in securing a 66-57 win over Oakland University in Iowa City. With the win the Hawkeyes improved to 4-0 for the second straight season under Coach Todd Lickliter.

The Hawkeyes held a 30-24 advantage at the break and increased the margin to 53-43 with 4:35 remaining. But Oakland hit two three-point baskets within the next minute and two free throws with 2:54 left to play to cut the deficit to two points. Iowa increased its margin on a three-point basket by Anthony Tucker and two free throws each by Jeff Peterson and Jake Kelly, taking a 60-51 advantage with 1:05 to play. Iowa hit 10-13 free throw attempts in the final two minutes.

The Hawkeyes shot 55% from the field, including 57.1% in the first half. Iowa made 12-15 two point attempts and 10-25 three-point shots in the game, collecting 19 assists on 22 field goals. Oakland's full court pressure and trapping zone defense forced 16 Iowa turnovers.

The Iowa defense held Oakland to 43.1% shooting from the field and the Hawkeyes held a 31-24 rebounding advantage.

Freshman Anthony Tucker hit 5-10 three-point shots and led Iowa in scoring with 19 points. Cyrus Tate added his fifth career double-double with 11 points and 13 rebounds, and Kelly added 16 points, four rebounds and four assists. Tucker contributed six rebounds, Peterson had eight points and matched his career-best with nine rebounds.

**OAKLAND -- 57**

Name	FG	3-PT	FT	RB	PF	TP	A	TO	BK	S	MN
Hudson	3-6	0-0	0-0	5	5	6	1	3	2	2	32
Benson	0-0	0-0	1-2	0	0	1	0	1	0	0	12
Cushingberry	3-5	0-2	0-1	5	5	6	2	0	0	0	37
Jones	8-20	2-4	3-6	3	1	21	5	3	0	2	40
Kangas	6-15	4-11	2-2	3	1	18	1	1	0	1	36
Samuels	1-1	0-0	0-0	1	1	2	0	1	0	0	5
Milutinovic	0-0	0-0	0-0	0	1	0	0	0	0	1	3
Bieszki	0-0	0-0	0-0	0	0	0	0	0	0	0	1
Maynard	1-2	1-1	0-0	3	4	3	1	1	0	0	17
Waterstradt	0-2	0-1	0-0	0	2	0	0	1	0	1	17
Team				4							
<b>Totals</b>	<b>22-51</b>	<b>7-19</b>	<b>6-11</b>	<b>24</b>	<b>20</b>	<b>57</b>	<b>10</b>	<b>11</b>	<b>2</b>	<b>7</b>	<b>200</b>
	<b>FG%: .431</b>	<b>3-PT%: .368</b>	<b>FT%: .545</b>								

**IOWA -- 66**

Name	FG	3-PT	FT	RB	PF	TP	A	TO	BK	S	MN
Fuller	3-5	1-3	0-0	2	0	7	2	2	1	1	16
Tate	5-6	0-0	1-3	13	4	11	0	1	0	1	32
Tucker	7-12	5-10	0-0	6	1	19	1	1	0	0	35
Gatens	2-6	1-3	0-0	4	1	5	2	6	0	0	35
Peterson	1-2	0-1	6-8	0	2	8	9	1	0	2	33
Palmer	0-0	0-0	0-0	0	0	0	0	0	0	0	2
Bawinkel	0-2	0-2	0-0	0	0	0	0	0	0	0	3
Davis	0-0	0-0	0-0	1	2	0	1	1	0	1	9
Kelly	4-7	3-6	5-7	4	0	16	4	0	0	1	29
Cole	0-0	0-0	0-0	0	2	0	0	1	0	0	6
Team				1				3			
<b>Totals</b>	<b>22-40</b>	<b>10-25</b>	<b>12-18</b>	<b>31</b>	<b>12</b>	<b>66</b>	<b>19</b>	<b>16</b>	<b>1</b>	<b>6</b>	<b>200</b>
	<b>FG%: .550</b>	<b>3-PT%: .400</b>	<b>FT%: .667</b>								

**Score by Periods:**

Oakland	24	33	57
Iowa	30	36	66

**Attendance: 8,079**



## 2008-09 Game Summaries

(5) IOWA 75, SE MISSOURI STATE 41  
November 25, Carver-Hawkeye Arena, Iowa City, IA

Iowa used a solid defensive effort to take control early in a 75-41 win over Southeast Missouri State in Iowa City. The Hawkeyes led 13-3 in the early going, holding the visitors to just one field goal in the first nine minutes. Iowa led 20-5 at the midway point in the first half and built the advantage to 35-19 by intermission.

Southeast Missouri State scored the first three points of the second half, but was never able to get closer than 13. Iowa led by as many as 35 points in the late going, securing its most lopsided win since early in the 2006-07 season.

Iowa held the Redhawks to 22.4% shooting from the field, as the visitors misfired on all 11 of their three-point attempts. SE Missouri State did connect on 19-25 (76%) free throws. Iowa also forced 11 turnovers and held a 41-33 rebounding advantage.

Ten of the 12 Hawkeyes who saw action got into the scoring column, as freshmen Anthony Tucker (14) and Matt Gatens (12) led the scoring. Devan Bawinkel added nine points and Jeff Peterson scored eight. Tucker added 10 rebounds to collect his first career double-double, while David Palmer added six points and five rebounds. Peterson led the Hawkeyes with five assists.

As a team Iowa shot 48.3% from the field, including 43.3% (13-30) from three-point range and 66.7% (6-9) from the foul line. Iowa collected 17 assists on its 28 field goals and was guilty of just seven turnovers.

**SE MISSOURI STATE - - 41**

Name	FG	3-PT	FT	RB	PF	TP	A	TO	BK	S	MN
Herring	1-10	0-0	6-6	4	0	8	3	2	1	0	37
Williams	3-8	0-0	4-7	4	2	10	1	2	1	0	31
Hill	1-4	0-0	1-2	4	0	3	0	1	0	2	33
Moore	0-8	0-7	5-6	1	1	5	1	1	0	0	30
Jones	0-4	0-2	1-2	5	2	1	0	2	0	1	31
Russell	4-6	0-0	0-0	6	1	8	0	3	1	1	22
Maxwell	2-9	0-2	2-2	4	2	6	0	0	0	0	16
Team			5								
<b>Totals</b>	<b>11-49</b>	<b>0-11</b>	<b>19-25</b>	<b>33</b>	<b>8</b>	<b>41</b>	<b>5</b>	<b>11</b>	<b>3</b>	<b>4</b>	<b>200</b>
	<b>FG%:</b>	<b>.224</b>		<b>3-PT%:</b>	<b>.000</b>		<b>FT%:</b>	<b>.760</b>			

**IOWA - - 66**

Name	FG	3-PT	FT	RB	PF	TP	A	TO	BK	S	MN
Fuller	2-7	1-4	0-0	5	2	5	0	1	3	3	21
Tate	3-5	0-0	0-0	3	3	6	0	0	2	1	16
Tucker	5-11	4-9	0-0	10	2	14	1	2	0	1	25
Gatens	4-7	2-3	2-2	3	1	12	3	1	1	0	22
Peterson	3-7	0-1	2-2	2	0	8	5	0	0	0	26
Palmer	2-2	1-1	0-0	6	1	5	0	0	0	0	9
Angle	1-3	1-3	0-0	1	1	3	1	1	0	0	4
Bawinkel	3-5	3-5	0-0	0	1	9	1	0	0	0	20
Brommer	2-3	0-0	0-3	2	3	4	1	1	1	1	16
Davis	0-2	0-1	0-0	3	1	0	3	1	0	0	14
Kelly	3-6	1-3	2-2	2	1	9	2	0	0	0	19
Cole	0-0	0-0	0-0	2	1	0	0	0	0	1	8
Team			2								
<b>Totals</b>	<b>28-58</b>	<b>13-30</b>	<b>6-9</b>	<b>41</b>	<b>17</b>	<b>75</b>	<b>17</b>	<b>7</b>	<b>7</b>	<b>7</b>	<b>200</b>
	<b>FG%:</b>	<b>.483</b>		<b>3-PT%:</b>	<b>.433</b>		<b>FT%:</b>	<b>.667</b>			

**Score by Periods:**

SE Missouri State	19	22	41
Iowa	35	40	75

**Attendance: 8,184**

(6) WEST VIRGINIA 87, IOWA 68  
November 28, Orleans Arena, Las Vegas, NV

West Virginia used a 20-0 scoring run over a five minute stretch in the first half to take control as the Mountaineers defeated Iowa in Las Vegas. The teams traded baskets in the early going, with a three-pointer by Iowa's Anthony Tucker giving the Hawkeyes an 11-9 advantage at the 13:42 mark. West Virginia took over from there, using a solid pressure defense to force a number of turnovers while scoring 20 straight points.

Iowa was guilty of 17 turnovers in the first half as West Virginia led 48-28 at the break. The Mountaineers shot 55.4% from the field in the opening half, scoring 29 points following Iowa mistakes and 24 points in the paint.

Iowa shot the ball well in the game, shooting 54.1% overall, including 50% from three-point range and 69% (20-29) from the free throw line.

West Virginia ended the game shooting 55.4% from the field and 55.6% from three-point range. The Mountaineers also held a 32-25 rebounding advantage, including 15 offensive rebounds.

The Hawkeyes were able to protect the ball in the second half, committing just four turnovers in the final 20 minutes. Still, Iowa was not able to get any closer than 14 points in the second half.

Tucker led the Hawkeye scoring attack with a career-best 24 points, hitting 8-12 field goals and 6-9 three-pointers. Jake Kelly adding 15 points, hitting 9-10 free throws, and Jeff Peterson had 11 points. Cyrus Tate led Iowa with five rebounds and Kelly added three assists.

**IOWA - - 68**

Name	FG	3-PT	FT	RB	PF	TP	A	TO	BK	S	MN
Tucker	8-12	6-9	2-2	4	1	24	0	4	0	1	34
Gatens	2-4	1-2	1-1	3	5	6	2	3	0	0	22
Fuller	2-5	1-1	1-2	3	5	6	0	0	0	0	13
Peterson	4-6	0-0	3-4	2	5	11	1	7	0	1	23
Tate	0-0	0-0	0-0	5	1	0	0	1	0	0	24
Palmer	0-0	0-0	0-0	0	0	0	0	0	0	0	3
Bawinkel	0-1	0-1	0-0	1	0	0	0	0	0	0	11
Brommer	1-2	0-0	3-8	2	4	5	0	0	1	0	22
Davis	0-1	0-1	0-0	1	1	0	1	1	0	0	17
Kelly	3-6	0-2	9-10	3	4	15	3	4	1	0	28
Cole	0-0	0-0	1-2	0	2	1	0	1	0	0	3
Team			1								
<b>Totals</b>	<b>20-37</b>	<b>8-16</b>	<b>20-29</b>	<b>25</b>	<b>28</b>	<b>68</b>	<b>7</b>	<b>21</b>	<b>2</b>	<b>2</b>	<b>200</b>
	<b>FG%:</b>	<b>.541</b>		<b>3-PT%:</b>	<b>.500</b>		<b>FT%:</b>	<b>.690</b>			

**WEST VIRGINIA - - 87**

Name	FG	3-PT	FT	RB	PF	TP	A	TO	BK	S	MN
Butler	3-7	0-1	6-7	3	4	12	2	2	0	0	24
Ebanks	3-3	0-0	1-5	2	2	7	0	0	0	1	14
Mazzulla	4-9	1-2	4-6	3	5	13	6	1	0	0	30
Ruoff	4-8	4-6	1-2	1	1	13	3	2	1	1	36
Smith	4-6	2-2	0-0	5	3	10	3	1	3	1	26
Thoroughman	0-0	0-0	0-0	0	0	0	0	0	0	0	3
West	0-0	0-0	0-0	0	0	0	0	1	0	0	3
Jones	2-7	1-3	0-0	5	3	5	0	1	0	1	14
Sowards	1-1	1-1	0-2	0	1	3	0	0	0	0	2
Thomas	0-0	0-0	0-0	0	0	0	0	0	0	0	3
Bryant	3-7	1-3	3-5	5	3	10	1	1	0	1	17
Payne	0-0	0-0	0-0	0	0	0	0	0	0	0	2
Flowers	7-8	0-0	0-7	8	4	14	1	2	0	1	26
<b>Totals</b>	<b>31-56</b>	<b>10-18</b>	<b>15-34</b>	<b>32</b>	<b>26</b>	<b>87</b>	<b>17</b>	<b>10</b>	<b>4</b>	<b>6</b>	<b>200</b>
	<b>FG%:</b>	<b>.554</b>		<b>3-PT%:</b>	<b>.556</b>		<b>FT%:</b>	<b>.441</b>			

**Score by Periods:**

Iowa	29	39	68
West Virginia	48	39	87

**Attendance: 5,000**

## 2008-09 Game Summaries

**(7) IOWA 65, KANSAS STATE 63**  
November 29, 2008, Orleans Arena, Las Vegas, NV

Iowa forward Cyrus Tate scored from just on front of the basket just before the final horn sounded to lift Iowa to a 65-63 win over Kansas State in the consolation championship of the Las Vegas Invitational, earning Coach Todd Lickliter career win No. 150.

Tate's basket came after Kansas State had tied the score with seven seconds remaining. Jake Kelly found Tate near the basket for the game winner, which replays showed took place with less than one second remaining.

The Wildcats had rallied from an 11-point halftime deficit, taking their first lead of the game (53-52) with 5:12 remaining. The lead changed hands eight times and the game was tied five times in the final five minutes, with neither team leading by more than two points. Tate's free throw gave Iowa a 61-59 advantage with 1:52 left before Kansas State tied the score on a pair of free throws with 31 seconds to play. Kelly hit a jumper to give Iowa a 63-61 advantage before Kansas State knotted the score for the final time on a rebound basket.

Iowa got off to a good start in the first half, leading by as many as 13 points in the opening period before settling for a 36-25 halftime advantage. The Hawkeyes shot 41.7% from the field in the first half, including 54.5% (6-11) from three-point range. For the game Iowa shot just 36.4% from the field, but the Hawkeyes hit 26-37 (70.3%) free throws and were guilty of just 11 turnovers.

Jeff Peterson led Iowa with 18 points (11-12 free throws) and six assists, as he was named to the all-tournament team. Tate added 10 points and joined Anthony Tucker and Aaron Fuller with seven rebounds.

**KANSAS STATE -- 63**

Name	FG	3-PT	FT	RB	PF	TP	A	TO	BK	S	MN
Pullen	7-14	2-5	6-9	3	2	22	2	5	0	2	38
Colon	3-5	0-0	0-0	9	2	6	2	1	0	0	21
Clemente	1-1	0-0	0-0	0	5	2	0	1	0	0	12
Sutton	2-3	0-0	0-1	3	4	4	0	3	0	0	30
Kent	2-6	0-1	0-0	3	3	4	0	3	0	0	15
Brown	1-3	0-0	0-0	2	4	2	0	0	0	0	8
Awaji	1-2	1-1	1-2	1	2	4	0	1	0	0	14
Meriewether	0-0	0-0	2-2	3	2	2	0	0	0	0	20
Samuels	4-8	0-0	5-8	5	4	13	1	1	1	1	17
Anderson	1-1	0-0	1-6	4	1	3	0	1	0	0	17
Herrera	0-2	0-0	1-2	2	0	1	0	0	2	0	8
Team										1	
<b>Totals</b>	<b>22-45</b>	<b>3-7</b>	<b>16-30</b>	<b>36</b>	<b>29</b>	<b>63</b>	<b>5</b>	<b>16</b>	<b>3</b>	<b>2</b>	<b>200</b>
	FG%: .489		3-PT%: .429					FT%: .533			

**IOWA -- 65**

Name	FG	3-PT	FT	RB	PF	TP	A	TO	BK	S	MN
Tucker	1-11	1-7	0-1	7	3	3	0	1	0	0	28
Gatens	2-4	1-1	0-0	1	5	5	1	1	0	0	18
Fuller	2-5	0-1	3-5	7	3	7	0	2	0	2	29
Peterson	3-7	1-2	11-12	2	1	18	6	5	0	1	38
Tate	2-5	0-0	6-10	7	3	10	0	0	0	0	28
Bawinkel	1-3	1-3	0-0	0	0	3	0	0	0	1	13
Brommer	1-2	0-0	0-1	3	5	2	0	0	0	0	13
Davis	2-4	2-3	2-4	2	0	8	1	0	0	0	16
Kelly	2-3	1-2	4-4	0	3	9	1	2	0	2	14
Cole	0-0	0-0	0-0	0	1	0	0	0	0	0	3
Team										1	
<b>Totals</b>	<b>16-44</b>	<b>7-19</b>	<b>26-37</b>	<b>30</b>	<b>24</b>	<b>65</b>	<b>9</b>	<b>11</b>	<b>0</b>	<b>6</b>	<b>200</b>
	FG%: .364		3-PT%: .368					FT%: .703			

<b>Score by Periods:</b>				<b>Attendance: 5,500</b>
Kansas State	25	38	63	
Iowa	36	29	65	

**(8) BOSTON COLLEGE 57, IOWA 55**  
December 2, 2008, Silvio O. Conte Forum, Chestnut Hill, MA

Iowa scored 10 of the final 11 points, but came up just short in a 57-55 loss at Boston College. The Hawkeyes had their second straight game decided on the last possession after taking a 65-63 win over Kansas State in their previous outing.

Iowa trailed 56-45 with 4:45 remaining after two Boston College free throws. Jake Kelly hit two free throws, Matt Gatens and Devan Bawinkel hit three-point baskets and Gatens added two free throws to move Iowa within a point, 56-55, with 2:09 remaining. Iowa had two three-point attempts to take the lead, the last with 33 seconds remaining. BC's Tyrese Rice hit one of two free throws with 12 seconds to play.

Kelly controlled the ball for Iowa in the final seconds, but was forced to pass. Andrew Brommer chased down the pass and was fouled just before getting off a three-point attempt, and just before the buzzer. Brommer misfired on his first free throw attempt and the Eagles escaped with the win.

Gatens and Bawinkel led Iowa with 12 points each, while Kelly added 11 and Jermain Davis scored 10. Cyrus Tate led Iowa with seven rebounds and Kelly added five assists and two steals.

Iowa started slow, missing its first seven shots while falling behind by six points in the first seven minutes. The Hawkeyes then hit six straight field goal attempts and led by as many as four before trailing 27-24 at the break.

Iowa shot 42.2% from the field, including 42.9% from three-point range and added 8-9 (88.9%) free throws. The Hawkeyes were outrebounded 36-22 and the Eagles converted 17-22 (77.3%) free throw attempts.

**IOWA -- 55**

Name	FG	3-PT	FT	RB	PF	TP	A	TO	BK	S	MN
Fuller	0-5	0-0	0-0	1	2	0	1	1	0	0	15
Tate	1-3	0-0	2-2	7	4	4	0	2	2	2	23
Tucker	0-2	0-2	0-0	0	0	0	0	1	0	0	8
Gatens	4-7	2-3	2-2	4	3	12	3	1	0	1	35
Peterson	2-5	0-0	2-2	1	1	6	1	4	0	1	32
Bawinkel	4-7	4-7	0-0	0	1	12	0	0	0	0	16
Brommer	0-0	0-0	0-1	1	1	0	0	0	0	0	13
Davis	4-6	2-4	0-0	3	3	10	2	1	0	0	24
Kelly	4-10	1-5	2-2	3	2	11	5	3	0	2	29
Cole	0-0	0-0	0-0	2	0	0	0	0	0	1	5
<b>Totals</b>	<b>19-45</b>	<b>9-21</b>	<b>8-9</b>	<b>22</b>	<b>17</b>	<b>55</b>	<b>12</b>	<b>13</b>	<b>2</b>	<b>7</b>	<b>200</b>
	FG%: .422		3-PT%: .429					FT%: .889			

**BOSTON COLLEGE -- 57**

Name	FG	3-PT	FT	RB	PF	TP	A	TO	BK	S	MN
Raji	3-8	0-0	1-1	6	2	7	2	1	1	0	33
Trapani	2-7	1-2	3-4	7	1	8	0	0	0	1	25
Southern	3-5	0-0	0-1	8	0	6	1	3	0	1	31
Rice	3-5	0-1	9-12	0	4	15	4	2	0	1	24
Sanders	3-11	0-2	0-0	7	1	6	1	2	0	1	25
Jackson	1-4	0-2	4-4	2	3	6	2	3	0	2	18
Paris	2-3	1-2	0-0	1	0	5	0	0	0	0	16
Ravenel	0-2	0-0	0-0	0	0	0	0	2	0	0	7
Elmore	2-4	0-1	0-0	2	1	4	2	0	0	0	21
Team										3	
<b>Totals</b>	<b>19-49</b>	<b>2-10</b>	<b>17-22</b>	<b>36</b>	<b>12</b>	<b>57</b>	<b>12</b>	<b>13</b>	<b>1</b>	<b>6</b>	<b>200</b>
	FG%: .388		3-PT%: .200					FT%: .773			

<b>Score by Periods:</b>				<b>Attendance: 4,084</b>
Iowa	24	31	55	
Boston College	27	30	57	

## 2008-09 Game Summaries

**(9) IOWA 61, BRYANT 36**  
December 5, 2008, Carver-Hawkeye Arena, Iowa City, IA

Iowa returned home after three straight games away from Iowa City, defeating Bryant University 61-36. The 36 points match the lowest total allowed by the Hawkeyes in 41 games under Coach Todd Lickliter.

The Hawkeyes started fast against Bryant, leading 6-0, 15-6 and 22-8 in the early going. Iowa led 26-14 at halftime, allowing the fewest points in a first half under Coach Lickliter. Iowa held Bryant to just 5-19 (26.3%) field goal shooting in the opening 20 minutes.

Bryant closed to within eight points in the first four minutes of the second half, but Iowa responded with a 12-0 scoring run over a six minute span to gain complete control, leading 43-23 with just under 10 minutes remaining. The final 25 point margin matched Iowa's biggest advantage of the game.

Iowa shot 48.8% from the field, including 73.3% (11-15) in the second half. Iowa was a perfect 3-3 from inside the three-point line in the second half. Iowa made 12-28 (42.9%) three-point attempts and 7-9 (77.8%) free throws in the game.

The Hawkeyes had 17 assists on their 21 field goals and held a 32-18 rebounding advantage. Bryant was held to 29.7% shooting, including 33.3% from three-point range.

Freshman Matt Gatens led Iowa with 19 points, five rebounds and four assists. Anthony Tucker added 12 points and Cyrus Tate collected eight points and 12 rebounds. Jeff Peterson matched Gatens with four assists and Jake Kelly added three steals.

**BRYANT -- 36**

Name	FG	3-PT	FT	RB	PF	TP	A	TO	BK	S	MN
Wright	0-3	0-0	0-0	4	1	0	0	0	0	0	23
Lyell	3-8	2-5	0-0	2	3	8	1	2	0	0	35
Gresham	2-11	0-3	2-2	3	2	6	2	3	0	0	36
Birrell	2-4	2-4	0-0	3	0	6	3	2	0	1	31
Latham	3-6	0-1	2-3	3	2	8	0	1	1	1	26
Lambert	1-2	1-2	0-0	0	0	3	0	0	0	0	9
Thomas	0-0	0-0	0-0	0	2	0	0	0	0	0	3
Pontes	0-2	0-0	0-0	0	2	0	0	1	0	0	8
McLean	0-1	0-0	2-2	2	1	2	0	0	0	0	12
Parzych	0-0	0-0	0-0	0	0	0	0	1	0	0	3
LeClerc	0-0	0-0	3-4	0	2	3	0	1	0	1	14
Team				1							
<b>Totals</b>	<b>11-37</b>	<b>5-15</b>	<b>9-11</b>	<b>18</b>	<b>15</b>	<b>36</b>	<b>6</b>	<b>11</b>	<b>1</b>	<b>3</b>	<b>200</b>
	FG%:	.297		3-PT%:	.333			FT%:	.818		

**IOWA -- 61**

Name	FG	3-PT	FT	RB	PF	TP	A	TO	BK	S	MN
Gatens	6-12	3-6	4-4	5	1	19	4	1	0	1	28
Davis	2-5	1-4	0-0	2	3	5	3	3	0	1	25
Tate	4-6	0-0	0-0	12	0	8	1	2	0	0	22
Peterson	1-2	0-1	0-0	1	1	2	4	1	0	0	23
Kelly	1-6	1-5	2-3	3	2	5	3	3	0	3	27
Tucker	4-6	4-6	0-0	3	1	12	0	0	0	0	23
Palmer	1-1	1-1	0-0	1	0	3	0	0	0	0	4
Angle	0-0	0-0	0-0	0	0	0	0	0	0	1	1
Bawinkel	0-3	0-3	0-0	0	2	0	1	0	0	0	16
Brommer	0-0	0-0	0-0	1	0	0	0	1	0	0	10
Fuller	2-2	2-2	1-2	1	1	7	1	0	0	0	13
Cole	0-0	0-0	0-0	0	1	0	0	0	0	0	8
Team				3							
<b>Totals</b>	<b>21-43</b>	<b>12-28</b>	<b>7-9</b>	<b>32</b>	<b>12</b>	<b>61</b>	<b>17</b>	<b>11</b>	<b>0</b>	<b>6</b>	<b>200</b>
	FG%:	.488		3-PT%:	.429			FT%:	.778		

**Score by Periods:**

Bryant	14	22	36
Iowa	26	35	61

**Attendance: 8,711**

**(10) IOWA 65, NORTHERN IOWA 46**  
December 9, 2008, Carver-Hawkeye Arena, Iowa City, IA

Jeff Peterson started the game with a three-point basket after 33 seconds, and ended the contest with a three-pointer to beat the shot clock with nine seconds to play. In between, Iowa rallied from a seven-point deficit in the first half to post a 65-46 win over Northern Iowa in Iowa City.

The Hawkeyes trailed 22-15 with 3:49 left in the first half before scoring the final eight points of the period for a 23-22 halftime advantage.

Iowa added the first five points of the second half, building a 28-22 advantage before the Panthers ended their nearly seven minute dry spell with a basket. Northern Iowa closed the gap to 30-29 with 14:32 remaining before Iowa pulled away. The Hawkeyes used a 12-0 scoring run over the next five minutes to regain control and the Panthers were never closer than 10 points the rest of the way.

Iowa outscored the visitors 42-24 in the second half, shooting 60% from the field, 50% from three-point range and making all eight of its free throw attempts. The Panthers made just 5-21 (23.8%) three-point attempts in the game and Iowa held a 26-21 rebounding advantage.

Iowa shot an even 50% from the field for the night and committed just five turnovers, a team low in 42 games under Coach Todd Lickliter.

Iowa's balanced scoring was led by Jake Kelly, who matched a career-high with 19 points. Kelly added five rebounds, four assists and two steals in a team-high 36 minutes. Jeff Peterson added 18 points and five assists and Matt Gatens scored 14 points, hitting 4-5 three-point attempts. Cyrus Tate contributed six rebounds and three steals while leading Iowa's defensive effort.

**NORTHERN IOWA -- 46**

Name	FG	3-PT	FT	RB	PF	TP	A	TO	BK	S	MN
Koch	4-7	0-2	2-3	3	2	10	0	2	1	0	28
Eglseder	4-5	0-0	0-0	8	0	8	0	2	0	0	27
Farokhmanesh	2-9	1-7	0-1	3	4	5	5	2	0	1	30
Ahelegbe	2-5	0-2	3-4	0	3	7	4	2	0	0	33
Moran	4-11	2-7	0-0	2	2	10	1	2	0	0	34
Haak	0-0	0-0	0-0	0	1	0	0	0	0	0	5
Brown	2-3	2-3	0-0	0	3	6	0	0	0	1	21
Dunham	0-0	0-0	0-0	0	0	0	1	0	0	1	14
O'Rear	0-0	0-0	0-0	0	1	0	0	0	0	0	8
Team				5							
<b>Totals</b>	<b>18-40</b>	<b>5-21</b>	<b>5-8</b>	<b>21</b>	<b>16</b>	<b>46</b>	<b>11</b>	<b>10</b>	<b>1</b>	<b>3</b>	<b>200</b>
	FG%:	.450		3-PT%:	.238			FT%:	.625		

**IOWA -- 65**

Name	FG	3-PT	FT	RB	PF	TP	A	TO	BK	S	MN
Davis	2-4	1-3	0-0	2	1	5	1	0	0	1	26
Tate	1-4	0-0	2-2	6	3	4	0	2	0	3	27
Gatens	5-8	4-5	0-0	2	2	14	2	0	0	0	35
Peterson	6-11	2-3	4-4	4	1	18	5	2	0	1	35
Kelly	8-15	1-5	2-2	5	2	19	4	0	0	2	36
Bawinkel	1-4	1-4	0-0	2	0	3	0	0	0	0	13
Brommer	0-0	0-0	0-0	1	4	0	0	0	0	0	4
Fuller	1-2	0-1	0-0	2	0	2	0	1	0	0	16
Cole	0-0	0-0	0-0	0	1	0	1	0	0	0	8
Team				2							
<b>Totals</b>	<b>24-48</b>	<b>9-21</b>	<b>8-8</b>	<b>26</b>	<b>14</b>	<b>65</b>	<b>13</b>	<b>5</b>	<b>0</b>	<b>7</b>	<b>200</b>
	FG%:	.500		3-PT%:	.429			FT%:	1.000		

**Score by Periods:**

Northern Iowa	22	24	46
Iowa	23	42	65

**Attendance: 9,435**

## 2008-09 Game Summaries

**(11) IOWA 73, IOWA STATE 57**  
December 12, 2008, Carver-Hawkeye Arena, Iowa City, IA

Iowa used a 26-3 scoring run over the first 11 minutes of the second half in pulling away to a 73-57 win over Iowa State in Iowa City.

The teams traded baskets through a fast paced first half that saw 10 lead changes. Iowa's Devan Bawinkel hit a three-point basket with 33 seconds left in the first period and Iowa went to the break with a 34-32 advantage. Both teams shot 48% from the field in the opening 20 minutes. Iowa scored the first six points of the game for its biggest advantage, while the Cyclones led by four on three occasions.

Iowa scored the first eight points of the second half before Iowa State got a field goal at the 17:42 mark, leaving Iowa with a 42-34 advantage. The Hawkeyes used a 16-3 run to take a 63-37 lead at the 8:55 mark and Iowa State was never closer than the final margin.

Iowa's defense held the Cyclones to 38.5% shooting in the second half, including just 4-12 (33.3%) three-point attempts. Iowa shot 48.1% from the field overall, including 43.8% from three-point range, and connected on 16-21 (76.2%) free throws. Both teams had 12 turnovers, but Iowa collected nine steals and held a 25-12 scoring advantage off turnovers.

Jeff Peterson led Iowa with 17 points as four Hawkeyes scored in double figures. Jermain Davis scored Iowa's first eight points in getting the Hawkeyes off to a fast start. Davis ended the night with career-bests in points (16), rebounds (six) and assists (five), hitting 5-10 field goals and 6-7 free throws. Bawinkel matched his season-best with 12 points (4-5 treys) and Cyrus Tate added 10 points, eight rebounds and two steals while holding Iowa State's leading scorer 11 points below his average.

**IOWA STATE -- 57**

Name	FG	3-PT	FT	RB	PF	TP	A	TO	BK	S	MN
Thompson	0-1	0-0	0-0	0	1	0	0	0	1	0	7
Brackins	2-12	0-2	2-2	7	3	6	1	2	1	0	26
Staiger	3-6	3-5	0-0	0	2	9	1	1	0	0	27
Garrett	6-7	1-1	3-5	1	2	16	2	4	0	1	30
Petersen	3-7	1-4	0-0	5	3	7	1	1	0	0	32
Boozer	1-1	1-1	0-0	0	0	3	0	0	0	1	5
Buckley	2-5	0-2	0-0	0	1	4	3	2	0	1	16
Haluska	0-0	0-0	0-0	1	2	0	0	0	0	0	8
Eikmeier	2-7	2-5	0-0	1	2	6	2	2	0	1	28
Vanderbeken	0-0	0-0	0-0	1	0	0	0	0	0	0	1
Lee	1-3	0-1	0-0	1	1	2	1	0	0	0	5
Mann	0-0	0-0	0-0	2	0	0	0	0	0	0	3
Hamilton	2-2	0-0	0-0	4	1	4	0	0	1	0	12
<b>Totals</b>	<b>22-51</b>	<b>8-21</b>	<b>5-7</b>	<b>23</b>	<b>18</b>	<b>57</b>	<b>11</b>	<b>12</b>	<b>3</b>	<b>4</b>	<b>200</b>
	<b>FG%:</b>	<b>.431</b>		<b>3-PT%:</b>	<b>.381</b>		<b>FT%:</b>	<b>.714</b>			

**IOWA -- 73**

Name	FG	3-PT	FT	RB	PF	TP	A	TO	BK	S	MN
Davis	5-10	0-2	6-7	6	1	16	5	2	0	1	33
Tate	4-6	0-0	2-2	8	3	10	0	0	0	2	22
Gatens	2-6	0-2	2-2	6	1	6	1	0	0	1	31
Peterson	5-10	2-3	5-6	3	2	17	1	5	0	2	33
Kelly	2-7	1-2	1-2	3	3	6	3	4	0	2	30
Palmer	0-1	0-1	0-0	0	0	0	0	0	0	0	1
Angle	0-0	0-0	0-0	1	0	0	0	0	0	0	1
Bawinkel	4-5	4-5	0-0	0	0	12	1	0	0	0	18
Brommer	1-1	0-0	0-1	0	0	2	0	0	0	0	5
Fuller	1-4	0-1	0-1	5	1	2	0	1	0	1	12
Cole	1-2	0-0	0-0	3	4	2	0	0	0	0	14
Team				3							
<b>Totals</b>	<b>25-52</b>	<b>7-16</b>	<b>16-21</b>	<b>38</b>	<b>15</b>	<b>73</b>	<b>11</b>	<b>12</b>	<b>0</b>	<b>9</b>	<b>200</b>
	<b>FG%:</b>	<b>.481</b>		<b>3-PT%:</b>	<b>.438</b>		<b>FT%:</b>	<b>.762</b>			

**Score by Periods:**

Iowa State	32	25	57
Iowa	34	39	73

**Attendance: 12,125**

**(12) DRAKE 60, IOWA 43**  
December 20, 2008, Knapp Center, Des Moines, IA

Iowa struggled in nearly all phases in dropping a 60-43 contest to Drake in Des Moines. The Hawkeyes had their poorest shooting performance of the season (31.3%), made just 8-29 (27.6%) three-point attempts, were outscored 23-5 from the free throw line and lost the rebounding battle by a 41-24 margin.

The score was tied for the final time at 7-7 when Iowa hit a cold spell, scoring just three points over the next 10 minutes. Drake held a 19 point advantage (29-10) before the Hawkeyes narrowed the gap to 32-18 at intermission.

Iowa trailed by 15 points midway through the second half before Anthony Tucker hit a pair of three-point baskets to cut the deficit to nine. Tucker had another three-point attempt to cut the margin to six points with 6:35 to play, but his shot was off target, Drake rebounded and added a pair of free throws to pull away for the final time.

Drake's penetrating offense kept Iowa off balance and led to 29 free throw attempts for the Bulldogs, while Iowa made 5-7 free throws. Drake's rebounding totals included a 12-4 advantage in offensive rebounds as Drake held a 13-3 margin in second-chance points and an 18-12 points in the paint margin.

Tucker led Iowa with 12 points, but he was the only Hawkeye to score in double figures. Jeff Peterson added eight points, five assists and three steals, Jermain Davis added seven points and Jarryd Cole led the Hawkeyes with five rebounds.

**IOWA -- 43**

Name	FG	3-PT	FT	RB	PF	TP	A	TO	BK	S	MN
Kelly	2-6	0-2	0-0	2	5	4	0	2	2	1	19
Tate	0-2	0-0	1-2	4	3	1	0	1	0	1	16
Gatens	1-7	0-1	2-2	2	3	4	1	3	0	0	31
Davis	2-5	2-4	1-2	2	3	7	2	2	0	0	32
Peterson	3-6	1-3	1-1	3	4	8	5	2	0	3	28
Tucker	4-11	4-10	0-0	1	2	12	0	0	0	1	19
Palmer	0-0	0-0	0-0	0	0	0	0	0	0	0	1
Bawinkel	1-8	1-8	0-0	1	1	3	0	0	0	0	26
Fuller	0-1	0-1	0-0	1	2	0	1	0	0	0	7
Cole	2-2	0-0	0-0	5	3	4	0	0	1	1	21
Team				3							
<b>Totals</b>	<b>15-48</b>	<b>8-29</b>	<b>5-7</b>	<b>24</b>	<b>26</b>	<b>43</b>	<b>9</b>	<b>11</b>	<b>3</b>	<b>7</b>	<b>200</b>
	<b>FG%:</b>	<b>.313</b>		<b>3-PT%:</b>	<b>.276</b>		<b>FT%:</b>	<b>.714</b>			

**DRAKE -- 60**

Name	FG	3-PT	FT	RB	PF	TP	A	TO	BK	S	MN
Heemskerk	0-1	0-1	3-4	7	4	3	0	0	3	1	21
Cox	2-7	0-2	2-2	8	2	6	0	1	1	2	35
Templeton	0-5	0-1	2-3	4	0	2	0	0	0	0	26
Stanley	3-9	0-1	0-2	3	0	6	1	1	0	0	31
Young	4-12	2-6	14-15	5	1	24	0	5	0	1	34
White	1-1	0-0	0-0	6	1	2	1	0	0	1	16
Baryenbruch	1-2	1-2	0-0	2	1	3	2	1	0	0	8
Eaddy	0-0	0-0	0-0	0	2	0	1	0	0	0	8
Parker	5-7	2-3	2-3	2	3	14	0	3	0	2	21
Team				4							
<b>Totals</b>	<b>16-44</b>	<b>5-16</b>	<b>23-29</b>	<b>41</b>	<b>14</b>	<b>60</b>	<b>5</b>	<b>11</b>	<b>4</b>	<b>7</b>	<b>200</b>
	<b>FG%:</b>	<b>.364</b>		<b>3-PT%:</b>	<b>.313</b>		<b>FT%:</b>	<b>.793</b>			

**Score by Periods:**

Iowa	18	25	43
Drake	32	28	60

**Attendance: 7,152**



## 2008-09 Game Summaries

**(13) IOWA 58, WESTERN ILLINOIS 43**  
December 27, 2008, Carver-Hawkeye Arena, Iowa City, IA

Iowa used another strong second half performance to defeat Western Illinois 58-43 in Iowa City to conclude non-conference action with a 10-3 record. The Hawkeyes trailed by as many as five points in the early going (13-8) and the score was tied six times in the first half. The visiting Leathernecks held a 23-22 halftime advantage.

Iowa scored the first five points of the second half and led the rest of the way. Iowa still led by just one, 36-35, with 11 minutes remaining before a basket by Jeff Peterson and two free throws each by David Palmer and Matt Gatens expanded the margin to seven at the 10 minute mark. Iowa led by six or more the rest of the way, with the 15-point final margin representing Iowa's biggest margin of the game.

Iowa held Western Illinois to 20 points in the second half, as the visitors shot just 25% (7-28) in the final period. For the game the Leathernecks shot 34% from the field and made just 2-7 (28.6%) three-point attempts.

Iowa improved its shooting to 50% from the field in the second half and the Hawkeyes made 13-16 (81.3%) free throws in the final 20 minutes. For the game Iowa shot 46.2% from the field, 33.3% from three-point range and 77.3% from the foul line.

Iowa was guilty of 11 turnovers and Western Illinois collected nine steals and won the rebounding battle 30-28. The Hawkeyes matched a season-high with five blocked shots.

Jermain Davis and Jake Kelly led Iowa's scoring with 13 points each. Gatens ended the game with 11 points and 10 rebounds, collecting his first career double-double. Davis added eight rebounds, Kelly had four assists and Peterson collected three steals as Iowa improved to 8-0 in the all-time series against Western Illinois.

**WESTERN ILLINOIS -- 43**

Name	FG	3-PT	FT	RB	PF	TP	A	TO	BK	S	MN
Rivers	3-12	1-5	4-5	1	2	11	2	2	0	1	33
Williams, Jr.	2-7	0-0	1-2	4	2	5	1	0	0	3	34
DuBois	8-18	0-0	2-4	9	4	18	1	1	0	2	36
Tyler	0-2	0-0	1-2	3	2	1	2	2	0	0	19
Nurse	2-3	1-2	1-1	1	4	6	1	4	0	1	31
Clark	0-1	0-0	0-0	3	2	0	0	2	0	2	24
Kirby	1-4	0-0	0-0	2	3	2	1	2	0	0	14
Jones	0-0	0-0	0-0	0	1	0	0	0	0	0	1
Granstra	0-0	0-0	0-0	1	0	0	0	0	0	0	8
Team				6							
<b>Totals</b>	<b>16-47</b>	<b>2-7</b>	<b>9-14</b>	<b>30</b>	<b>20</b>	<b>43</b>	<b>8</b>	<b>13</b>	<b>0</b>	<b>9</b>	<b>200</b>
	<b>FG%:</b>	<b>.340</b>		<b>3-PT%:</b>	<b>.286</b>		<b>FT%:</b>	<b>.643</b>			

**IOWA -- 58**

Name	FG	3-PT	FT	RB	PF	TP	A	TO	BK	S	MN
Davis	4-7	1-3	4-6	8	2	13	20	0	1	0	33
Tate	2-2	0-0	3-6	1	2	7	0	1	2	0	14
Gatens	3-9	1-4	4-4	10	0	11	1	2	1	0	37
Peterson	2-5	0-1	0-0	3	0	4	2	4	0	3	36
Kelly	5-8	1-2	2-2	1	2	13	4	2	0	1	29
Palmer	0-2	0-1	2-2	0	1	2	0	0	0	0	5
Bawinkel	2-3	2-3	0-0	2	2	6	0	0	0	0	17
Brommer	0-1	0-0	0-0	0	0	0	0	0	0	0	5
Fuller	0-1	0-1	0-0	1	2	0	0	1	1	0	10
Cole	0-1	0-0	2-2	2	5	2	0	1	0	0	14
Team				0							
<b>Totals</b>	<b>18-39</b>	<b>5-15</b>	<b>17-22</b>	<b>28</b>	<b>16</b>	<b>58</b>	<b>9</b>	<b>11</b>	<b>5</b>	<b>4</b>	<b>200</b>
	<b>FG%:</b>	<b>.462</b>		<b>3-PT%:</b>	<b>.333</b>		<b>FT%:</b>	<b>.773</b>			

Score by Periods:	Attendance: 9,941		
Western Illinois	23	20	43
Iowa	22	36	58

**(14) OHIO STATE 68, IOWA 65**  
December 31, 2008, Value City Arena, Columbus, OH

Iowa rallied from a 15-point deficit in the first half, but came up just short in a 68-65 loss at Ohio State in the opening conference game of the season.

The Hawkeyes started slow as Ohio State scored the first eight points of the game and went on to build a 30-15 advantage after 15 minutes. Iowa rallied in the closing minutes of the half and trailed by just eight, 36-28, at halftime.

Iowa continued its rally to start the second half, pulling even at 38-38 with 16 minutes to play. Iowa would go on to lead by as many as four points with 11 minutes to play before Ohio State would rally. The teams traded baskets over the next several minutes, with Iowa holding a 65-64 lead on a basket by Jake Kelly with 3:31 remaining. Ohio State took the lead with 3:17 remaining on a pair of free throws and the Buckeyes maintained their advantage from there.

Iowa missed a pair of three-point attempts in the final minute, once when trailing by two points and then again in the final seconds when trying to tie the game. The Buckeyes were able to get control of a loose ball rebound and run out the clock following Iowa's final missed shot.

Iowa shot 52.3% from the field in the contest, including 50% from three-point range. The Hawkeyes made 14 three-point shots, falling one shy of matching the school record for three-point baskets in a game. Iowa had 16 assists, the rebounding was even at 23-23 and the Buckeyes held a 13-5 scoring advantage at the free throw line.

Freshman Matt Gatens led the Hawkeyes with 22 points, hitting 8-12 field goals and 4-7 treys. He added five rebounds and two steals. Devan Bawinkle contributed 15 points and Kelly scored 11. Jeff Peterson led Iowa with eight assists and added nine points.

**IOWA -- 65**

Name	FG	3-PT	FT	RB	PF	TP	A	TO	BK	S	MN
Tate	1-1	0-0	0-0	1	3	2	1	3	0	0	11
Gatens	8-12	4-7	2-2	5	3	22	1	0	0	2	36
Davis	1-4	1-3	0-0	3	2	3	4	2	0	0	27
Peterson	3-6	1-3	2-2	2	3	9	8	2	0	0	33
Kelly	4-8	3-7	0-1	2	4	11	2	6	0	0	33
Tucker	0-0	0-0	0-0	0	2	0	0	0	0	0	1
Bawinkel	5-8	5-8	0-0	2	1	15	0	0	0	0	25
Brommer	0-0	0-0	0-0	1	2	0	0	1	0	0	10
Fuller	0-2	0-0	0-0	3	0	0	0	0	0	0	5
Cole	1-3	0-0	1-2	1	2	3	0	0	0	0	19
Team				3							
<b>Totals</b>	<b>23-44</b>	<b>14-28</b>	<b>5-7</b>	<b>23</b>	<b>22</b>	<b>65</b>	<b>16</b>	<b>14</b>	<b>0</b>	<b>2</b>	<b>200</b>
	<b>FG%:</b>	<b>.523</b>		<b>3-PT%:</b>	<b>.500</b>		<b>FT%:</b>	<b>.714</b>			

**OHIO STATE -- 68**

Name	FG	3-PT	FT	RB	PF	TP	A	TO	BK	S	MN
Lauderdale	2-3	0-0	0-2	4	4	4	0	1	1	0	26
Simmons	2-4	1-3	1-1	1	0	6	3	0	0	3	27
Turner	4-12	0-0	3-6	5	4	11	1	0	0	0	39
Diebler	8-12	7-10	4-8	5	2	27	3	3	0	3	40
Buford	6-11	1-2	3-3	5	0	16	1	2	0	1	36
Offutt	0-0	0-0	0-0	0	0	0	0	0	0	0	1
Hill	0-0	0-0	0-0	1	1	0	4	1	1	0	12
Madsen	0-0	0-0	0-0	0	1	0	0	0	0	0	4
Mullens	1-2	0-0	2-2	0	2	4	0	2	0	0	15
Team				2							
<b>Totals</b>	<b>23-44</b>	<b>9-15</b>	<b>13-22</b>	<b>23</b>	<b>14</b>	<b>68</b>	<b>12</b>	<b>9</b>	<b>2</b>	<b>7</b>	<b>200</b>
	<b>FG%:</b>	<b>.523</b>		<b>3-PT%:</b>	<b>.600</b>		<b>FT%:</b>	<b>.591</b>			

Score by Periods:	Attendance: 14,946		
Iowa	28	37	65
Ohio State	36	32	68

## 2008-09 Game Summaries

**(15) IOWA 65, INDIANA 60**  
January 3, 2009, Carver-Hawkeye Arena, Iowa City, IA

Iowa used scoring spurts midway through each half and then held off the Hoosiers at the end in recording a 65-60 win in Iowa City.

The score was tied five times and there were six lead changes in the opening 10 minutes. A basket and free throw by Cyrus Tate gave Iowa an 18-15 advantage and the Hawkeyes led the rest of the way. Iowa led by as many as 10 in the closing minutes of the half before Indiana rallied to trail by just six, 33-27, at the break.

Iowa then scored the first five points of the second half to increase the advantage to 11 points. The teams played even over the next 12 minutes, with Indiana staying within striking distance and Iowa unable to close the door.

The Hoosiers still trailed by 10, 60-50, at the four minute mark before one final rally. Indiana closed to within four points with 1:57 left before Jeff Peterson hit two free throws. The Hoosiers closed to within two points with 22 seconds remaining before Peterson connected on two additional free shots. Andrew Brommer collected a steal in the final seconds and hit one of two free throws with six seconds to play to conclude the scoring.

Iowa shot 46.5% from the field and 74.1% from the free throw line, including 55.6% from the field in the opening half. The Hawkeyes held Indiana to 43.2% shooting, including just 37.5% over the final 20 minutes.

Tate led the Hawkeyes with 22 points and 11 rebounds, collecting the sixth double-double of his career. He made all six of his field goal attempts and 10-11 free throws. Peterson added 16 points and five assists, Jake Kelly had 10 points and two steals and Jermain Davis contributed nine points and eight rebounds.

**INDIANA -- 60**

Name	FG	3-PT	FT	RB	PF	TP	A	TO	BK	S	MN
Pritchard	3-7	0-0	5-7	3	4	11	2	1	0	0	30
Roth	1-4	1-4	4-4	1	0	7	1	1	0	0	30
Jones	2-7	0-1	2-3	4	1	6	2	2	1	1	32
Williams	7-11	0-1	0-1	5	4	14	2	1	0	0	26
Dumes	2-8	2-4	6-6	7	5	12	1	3	0	0	30
Moore	0-0	0-0	0-0	0	4	0	1	1	0	0	11
Finkelmeier	0-0	0-0	0-0	0	1	0	0	0	0	0	2
Lewis	0-0	0-0	0-0	0	0	0	0	0	0	0	3
Story	2-5	2-3	0-0	2	1	6	0	2	0	1	19
Taber	2-2	0-0	0-1	5	5	4	0	0	1	0	17
Team				3							
<b>Totals</b>	<b>19-44</b>	<b>5-13</b>	<b>17-22</b>	<b>30</b>	<b>25</b>	<b>60</b>	<b>9</b>	<b>11</b>	<b>2</b>	<b>2</b>	<b>200</b>
	<b>FG%:</b>	<b>.432</b>		<b>3-PT%:</b>	<b>.385</b>			<b>FT%:</b>	<b>.773</b>		

**IOWA -- 65**

Name	FG	3-PT	FT	RB	PF	TP	A	TO	BK	S	MN
Davis	3-7	1-3	2-2	8	3	9	2	0	0	1	37
Tate	6-6	0-0	10-11	11	3	22	0	1	0	1	35
Gatens	2-4	1-1	1-1	3	4	6	2	1	1	0	26
Peterson	5-12	1-3	5-6	1	1	16	5	4	0	0	39
Kelly	4-11	2-5	0-1	3	5	10	1	2	1	2	24
Bawinkel	0-2	0-2	0-0	1	1	0	1	0	0	0	20
Brommer	0-0	0-0	2-6	0	2	2	1	1	2	1	13
Fuller	0-0	0-0	0-0	0	1	0	0	0	0	0	1
Cole	0-1	0-0	0-0	0	1	0	0	1	0	0	5
<b>Totals</b>	<b>20-43</b>	<b>5-14</b>	<b>20-27</b>	<b>27</b>	<b>21</b>	<b>65</b>	<b>12</b>	<b>10</b>	<b>4</b>	<b>5</b>	<b>200</b>
	<b>FG%:</b>	<b>.465</b>		<b>3-PT%:</b>	<b>.357</b>			<b>FT%:</b>	<b>.747</b>		

**Score by Periods:**

Indiana	27	33	60
Iowa	33	32	65

**Attendance: 11,161**

**(16) MINNESOTA 52, IOWA 49**  
January 8, 2009, Carver-Hawkeye Arena, Iowa City, IA

Iowa built a 13-point advantage in the first half, but suffered from cold shooting in the second half in dropping a 52-49 decision to Minnesota in Iowa City. The Hawkeyes controlled the first 15 minutes, building a 23-10 advantage late in the first half. Iowa suffered a blow when forward Cyrus Tate incurred an injury with 12:08 left in the first half and missed the remainder of the game.

The Gophers began their comeback in the final five minutes of the period, cutting Iowa's advantage to 26-20 at intermission.

Iowa led 31-24 with 17 minutes to play, but Minnesota gained control from there. The Gophers outscored Iowa 17-2 over the next 12 minutes, turning the deficit into a 41-33 advantage.

Matt Gatens then hit back-to-back three-point baskets to keep Iowa close, before Al Nolen hit a long three-pointer for a 46-39 advantage with 3:32 to play. Minnesota led by six points with 24 seconds left, but Jake Kelly scored from the lane and Jeff Peterson hit a three-pointer with seven seconds left to cut the margin to one. Lawrence Westbrook hit a pair of free throws with five seconds to play for the final margin as a final desperation three-point shot by Iowa was off the mark.

Minnesota controlled the action for most of the second half, collecting 12 offensive rebounds in the period and forcing 11 Iowa turnovers. Minnesota had 18 offensive rebounds in the game and held a 16-2 advantage in second chance points. Iowa was guilty of 17 turnovers overall and shot just 29.4% from the field in the second half.

Peterson led Iowa with 16 points, while Gatens added 11 points, five rebounds and three assists. Davis led Iowa with eight rebounds.

**MINNESOTA -- 52**

Name	FG	3-PT	FT	RB	PF	TP	A	TO	BK	S	MN
Johnson	2-8	0-0	0-0	6	4	4	0	1	1	0	26
Iverson	0-1	0-0	0-0	2	1	0	0	1	1	0	11
Sampson	3-5	0-0	0-1	3	3	6	0	0	0	1	21
Nolen	3-10	1-3	1-4	4	3	8	3	0	0	0	29
Westbrook	2-7	1-5	5-6	2	0	10	0	1	1	1	25
Carter	2-5	0-0	1-1	3	1	5	0	0	0	0	9
Busch	4-7	2-3	0-0	4	1	10	1	0	0	0	19
Joseph	0-3	0-3	0-0	0	2	0	0	2	0	0	11
Williams	0-0	0-0	0-0	1	1	0	0	1	0	0	2
Bostick	2-4	0-2	2-2	1	0	6	1	1	0	2	15
Hoffarber	0-4	0-4	0-0	4	0	0	2	3	0	1	26
Abu-Shamala	1-2	1-2	0-0	1	2	3	0	1	0	0	6
Team				4							
<b>Totals</b>	<b>19-56</b>	<b>5-22</b>	<b>9-14</b>	<b>35</b>	<b>18</b>	<b>52</b>	<b>7</b>	<b>11</b>	<b>3</b>	<b>5</b>	<b>200</b>
	<b>FG%:</b>	<b>.339</b>		<b>3-PT%:</b>	<b>.227</b>			<b>FT%:</b>	<b>.643</b>		

**IOWA -- 49**

Name	FG	3-PT	FT	RB	PF	TP	A	TO	BK	S	MN
Davis	2-6	1-4	1-2	8	3	6	1	3	0	1	35
Tate	1-1	0-0	0-0	1	1	2	0	0	0	1	8
Gatens	4-5	3-4	0-0	5	3	11	3	2	0	0	37
Peterson	4-10	2-5	6-6	4	1	16	1	8	0	0	37
Kelly	3-12	0-5	0-0	1	3	6	3	0	1	1	25
Tucker	0-1	0-1	2-2	0	0	2	0	0	0	0	6
Bawinkel	1-5	1-4	0-0	4	0	3	0	0	0	0	21
Brommer	0-1	0-0	0-0	0	1	0	0	1	1	0	12
Fuller	0-0	0-0	0-0	0	1	0	1	1	1	0	3
Cole	1-1	0-0	1-1	4	4	3	0	1	0	1	16
Team				4						1	
<b>Totals</b>	<b>16-42</b>	<b>7-23</b>	<b>10-11</b>	<b>31</b>	<b>17</b>	<b>49</b>	<b>9</b>	<b>17</b>	<b>3</b>	<b>4</b>	<b>200</b>
	<b>FG%:</b>	<b>.381</b>		<b>3-PT%:</b>	<b>.304</b>			<b>FT%:</b>	<b>.909</b>		

**Score by Periods:**

Minnesota	20	32	52
Iowa	26	23	49

**Attendance: 9,663**

## 2008-09 Game Summaries

(17) MICHIGAN 64, IOWA 49  
January 11, 2009, Crisler Arena, Ann Arbor, MI

Michigan used a strong shooting performance in the first half and a solid defensive effort to defeat Iowa 64-49 in Ann Arbor. Iowa played without the services of senior forward Cyrus Tate, who missed the game due to an injury suffered in the previous loss to Minnesota.

The Wolverines shot 52% from the field in the opening half and held Iowa without a field goal for over seven minutes, building a 32-16 halftime advantage. Jake Kelly's basket with 9:44 left in the period left Iowa trailing by just five, 17-12, but the Hawkeyes did not make another field goal until a basket by Matt Gatens cut the deficit to 28-16 two minutes before the break.

Iowa cut the margin to 14 points on four occasions early in the second half before the Wolverines pulled away again, building the margin to as many as 28 points with seven minutes to play. A 14-3 Iowa scoring run cut the final margin to 15.

Iowa shot just 27.3% from the field in the first half before improving to 52.4% in the second half. Iowa hit 6-17 (35.3%) three-point attempts overall and made 9-10 (90%) free throws. Michigan shot 42.9% from the field and won the rebounding by a 31-29 margin. Iowa was guilty of 18 turnovers, as Michigan collected 12 steals and scored 16 points following Iowa miscues and 15 second chance points.

Gatens led Iowa with 11 points and eight rebounds. Jarryd Cole started for the first time this season and joined Anthony Tucker with eight points, while Jermain Davis added six rebounds and Jeff Peterson had four assists and two steals.

### IOWA -- 49

Name	FG	3-PT	FT	RB	PF	TP	A	TO	BK	S	MN
Gatens	4-8	1-3	2-2	8	3	11	1	1	1	0	37
Davis	0-4	0-1	0-0	6	2	0	2	3	0	0	21
Cole	3-4	0-0	2-2	2	1	8	0	2	0	0	26
Peterson	1-3	0-1	2-2	3	0	4	4	5	0	2	34
Kelly	3-9	1-1	0-0	0	3	7	3	2	0	0	28
Bawinkel	1-5	1-4	0-0	1	1	3	0	2	0	0	12
Fuller	2-4	1-3	0-0	3	2	5	1	2	0	0	13
Tucker	3-5	2-3	0-0	1	0	8	0	0	0	1	11
Brommer	0-0	0-0	0-0	2	3	0	0	1	0	0	13
Palmer	0-1	0-1	3-4	1	0	3	0	0	0	0	5
Team				2							
<b>Totals</b>	<b>17-43</b>	<b>6-17</b>	<b>9-10</b>	<b>29</b>	<b>15</b>	<b>49</b>	<b>11</b>	<b>18</b>	<b>1</b>	<b>3</b>	<b>200</b>
	<b>FG%: .395</b>	<b>3-PT%: .353</b>	<b>FT%: .900</b>								

### Michigan -- 64

Name	FG	3-PT	FT	RB	PF	TP	A	TO	BK	S	MN
Novak	1-6	1-5	2-2	5	3	5	3	0	0	1	33
Harris	6-12	2-4	4-5	8	2	18	5	4	0	4	33
Sims	8-15	0-1	0-1	4	1	16	0	1	0	2	27
Grady	3-6	2-4	0-0	0	0	8	4	0	0	1	28
Lucas-Perry	2-5	1-3	3-4	4	1	8	2	2	0	2	29
Douglass	1-3	0-2	0-0	3	0	2	1	1	0	0	12
Merritt	0-0	0-0	0-0	0	0	0	0	0	0	1	10
Gibson	1-5	0-1	0-0	1	2	2	0	1	0	0	11
Lee	1-3	0-1	0-0	3	0	2	1	0	0	1	11
Shepherd	0-0	0-0	0-0	1	0	0	0	0	0	0	2
Wright	0-0	0-0	0-0	0	0	0	0	0	0	0	2
Puls	1-1	1-1	0-0	0	1	3	0	0	0	0	2
Team				2				2			
<b>Totals</b>	<b>24-56</b>	<b>7-22</b>	<b>9-12</b>	<b>31</b>	<b>10</b>	<b>64</b>	<b>16</b>	<b>11</b>	<b>0</b>	<b>12</b>	<b>200</b>
	<b>FG%: .429</b>	<b>3-PT%: .318</b>	<b>FT%: .750</b>								

### Score by Periods:

Iowa	16	33	49
Michigan	32	32	64

### Attendance: 11,835

(18) PURDUE 75, IOWA 53  
January 18, 2009, Mackey Arena, West Lafayette, IN

Purdue hit four consecutive three-point baskets in a span of less than two minutes, breaking open a close game on the way to a 75-53 win at West Lafayette. Iowa played its second straight game without senior forward Cyrus Tate, who suffered an ankle injury in the Jan. 8 loss to Minnesota.

The Hawkeyes trailed by seven, 35-28, at the 16:04 mark of the second half after David Palmer converted a pair of free throws. The Boilermakers took over from there, as four different players connected on a three-point basket as the Purdue lead expanded to 49-28 before Iowa scored again at the 13:34 mark.

Purdue shot 53.6% from the field in the second half, connecting on 7-9 (77.8%) three-point attempts and 9-10 free throws. Purdue shot 49% overall, including 10-15 (66.7%) three-pointers.

Iowa fell behind by six in the early going before scoring six straight to tie the game after six minutes. Iowa rallied again late in the first half, cutting a nine-point deficit to just four, 26-22. Purdue closed the half with a three-pointer at the buzzer for a 29-22 advantage at the break.

Purdue's aggressive defense forced 19 turnovers, which the Boilermakers turned into 17 points. Iowa shot just 25% (8-25) from the field in the opening half before improving to 36% for the game. Iowa made 9-20 (45%) three-point shots and hit just 57.1% (8-14) from the foul line.

Iowa was led by Palmer, who scored 19 points and added eight rebounds, both career highs for the junior forward. Palmer hit 7-14 field goals and 3-4 free throws while starting for the first time in his career. Freshman Matt Gatens added 11 points and five rebounds and Jeff Peterson contributed eight assists and two steals.

### IOWA -- 53

Name	FG	3-PT	FT	RB	PF	TP	A	TO	BK	S	MN
Palmer	7-14	2-3	3-4	8	3	19	0	4	1	0	22
Fuller	1-3	1-3	1-2	2	3	4	0	0	1	0	15
Gatens	4-10	3-5	0-0	5	1	11	1	2	1	1	34
Peterson	2-6	0-1	1-2	2	2	5	8	5	0	2	33
Kelly	2-8	2-2	0-0	1	3	6	1	3	0	1	28
Tucker	1-7	1-5	2-4	5	0	5	2	1	0	0	24
Brommer	1-1	0-0	0-0	2	2	2	0	0	1	0	12
Bawinkel	0-1	0-1	0-0	0	1	0	0	0	0	0	14
Davis	0-0	0-0	1-2	0	1	1	1	2	0	0	10
Cole	0-0	0-0	0-0	1	2	0	0	0	0	0	4
Angle	0-0	0-0	0-0	0	0	0	0	1	0	0	4
Team				5				1			
<b>Totals</b>	<b>18-50</b>	<b>9-20</b>	<b>8-14</b>	<b>31</b>	<b>18</b>	<b>53</b>	<b>13</b>	<b>19</b>	<b>4</b>	<b>4</b>	<b>200</b>
	<b>FG%: .360</b>	<b>3-PT%: .450</b>	<b>FT%: .571</b>								

### Purdue -- 75

Name	FG	3-PT	FT	RB	PF	TP	A	TO	BK	S	MN
Hummel	3-6	1-2	2-2	8	2	9	2	2	2	0	18
Grant	4-6	4-5	0-0	3	1	12	1	0	1	0	29
Jackson	1-2	1-1	0-0	1	3	3	6	2	0	3	23
Johnson	3-7	0-0	3-4	4	1	9	1	1	2	0	20
Moore	4-11	2-3	3-4	3	1	13	3	2	0	1	30
Kramer	1-4	0-0	4-4	3	2	6	4	1	1	1	23
Calasan	4-5	1-1	1-2	2	0	10	0	2	0	0	18
Green	4-7	1-2	0-0	5	2	9	1	2	0	2	23
Smith	0-1	0-1	2-2	0	0	2	1	0	0	1	6
Riddell	1-1	0-0	0-0	0	2	2	0	0	0	0	6
Wohlford	0-0	0-0	0-0	1	0	0	0	0	0	0	2
Reid	0-1	0-0	0-0	0	0	0	0	0	0	0	2
Team				1							
<b>Totals</b>	<b>25-51</b>	<b>10-15</b>	<b>15-18</b>	<b>31</b>	<b>14</b>	<b>75</b>	<b>19</b>	<b>12</b>	<b>6</b>	<b>8</b>	<b>200</b>
	<b>FG%: .490</b>	<b>3-PT%: .667</b>	<b>FT%: .833</b>								

### Score by Periods:

Iowa	22	31	53
Purdue	29	46	75

### Attendance: 14,123