

Feb. 19, 2005

#1 Illinois at Iowa

Carver-Hawkeye Arena

Iowa Hawkeyes (16-8, 4-7)

								Pts.	Reb.	FG%	FT%
5	Alex Thompson	F	6-9	215	Fr.	Ames, IA (Ames)		1.5	1.8	.366	.500
44	Greg Brunner	F	6-7	240	Jr.	Charles City, IA (Charles City)		14.9	8.0	.537	.703
1	Adam Haluska	G	6-5	210	So.	Carroll, IA (Carroll)		13.3	3.8	.462	.800
2	Jeff Horner	G	6-3	185	Jr.	Mason City, IA (Mason City)		13.5	4.5	.416	.756
35	Mike Henderson	G	6-2	190	So.	Waterloo, IA (East)		3.8	1.6	.400	.579

Illinois Fighting Illini (26-0, 12-0)

4	Luther Head	F	6-3	185	Sr.	Chicago, IL (Manley)		16.8	3.8	.510	.845
43	Roger Powell	F	6-6	235	Sr.	Joliet, IL (Joliet)		12.3	5.0	.566	.723
40	James Augustine	C	6-10	230	Jr.	Mokena, IL (Lincoln-Way Central)		10.2	7.1	.647	.773
5	Deron Williams	G	6-3	210	Jr.	The Colony, TX (The Colony)		12.3	3.7	.415	.688
11	Dee Brown	G	6-0	185	Jr.	Maywood, IL (Proviso East)		13.4	2.7	.528	.796

THE SETTING

Iowa (16-8, 4-7) hosts top-ranked Illinois (26-0, 12-0) Saturday as the teams meet for a second time. Game time is 11:06 a.m. in Carver-Hawkeye Arena (15,500). The game is sold out.

The Hawkeyes lost to Purdue 66-63 in West Lafayette Wednesday night, while Illinois scored an 83-63 win at Penn State. The Illini defeated Iowa 73-68 in overtime in Champaign Jan. 20.

ON THE AIR

Radio: Iowa games are broadcast on the Hawkeye Radio Network. Gary Dolphin handles the play-by-play with color commentator Bob Hansen. Westwood One/CBS Radio will broadcast the game to a national audience, with Dave Sims and Dick Tarrant calling the action.

Television: ESPN will carry the game to a national cable audience, outside the states of Iowa and Illinois. Dave Barnett and Stephen Bardo will call the action.

ESPN Regional will carry the game to a network of stations throughout Iowa and Illinois, including KGAN in Cedar Rapids. Wayne Larrivee and Greg Kelser will call the action.

IOWA HISTORY

Iowa has played 2,334 games since beginning basketball in 1902. Overall Iowa's record is 1,391-943 (.596). That includes an 870-305 (.740) record in home games, a 521-638 (.450) record in games away from Iowa City, a 661-652 (.503) mark in Big Ten games and a 276-79 (.777) record in Carver-Hawkeye Arena.

IOWA IN CARVER-HAWKEYE ARENA

Iowa has compiled a 276-79 (.777) record in Carver-Hawkeye Arena. Iowa is 131-66 (.665) in Big Ten games and 145-13 (.918) in non-Big Ten games. Iowa has drawn over five million fans for men's basketball games since the arena opened in 1983. Iowa has posted a 68-24 (.739) home record under Coach Steve Alford, including a 42-4 (.913) mark in non-conference home games.

IN THE RANKINGS

For the first week since Nov. 22, Iowa is not listed among teams receiving votes in either the Associated Press or ESPN/USA Today coaches polls. The Hawkeyes were ranked for nine consecutive weeks, climbing as high as 14th in the Associated Press poll on Jan. 3. Iowa began the season receiving no votes in either poll. The Hawkeyes are 48th in the RPI rankings and 28th in the Sagarin Ratings.

Illinois is the top ranked team in both polls and has held that position each week since Dec. 6.

Schedule/Results

Record: 16-8, 4-7

Nov. 10	Upper Iowa (exb.)	W	84-43
Nov. 14	Laval Univ. (exb.)	W	85-77
Nov. 19	Western Illinois	W	85-62
* Nov. 22	#11 Louisville	W	76-71
* Nov. 23	#13 Texas	W	82-80
* Nov. 24	#11 North Carolina	L	92-106
Nov. 30	at Drake	W	91-75
+ Dec. 3	Centenary	W	88-53
+ Dec. 4	UNC Greensboro	W	83-58
Dec. 7	Northern Iowa	W	76-73
Dec. 10	Iowa State	W	70-63
Dec. 18	Western Carolina	W	88-75
& Dec. 21	Texas Tech	W	83-53
Dec. 28	Air Force	W	73-63
Dec. 31	Saint Louis	W	67-58
Jan. 5	Michigan	L	63-65
Jan. 8	at Ohio State	L	69-81
Jan. 15	Minnesota	W	66-60
Jan. 20	at Illinois (OT)	L	68-73
Jan. 22	Purdue	W	71-57
Jan. 26	at N'western (OT)	L	74-75
Jan. 29	Indiana	W	72-57
Feb. 5	Michigan State	L	64-75
Feb. 9	at Wisconsin	L	69-72
Feb. 12	Northwestern	W	64-54
Feb. 16	at Purdue	L	63-66
Feb. 19	Illinois, 11:06 a.m.		
Feb. 23	at Minnesota, 7:05 p.m.		
Feb. 26	at Penn State, 11:17 a.m.		
Mar. 2	Ohio State, 7:05 p.m.		
Mar. 5	at Michigan, 11:17 a.m. CT		
Mar. 10-13	Big Ten Tournament		

* - - EA Sports Maui Invitational
 + - - Gazette Hawkeye Challenge
 & - - at United Center, Chicago, IL

All times listed are Central Time

Coach Steve Alford

Steve Alford (pronounced ALL-ford) is in his sixth season as the head coach at the University of Iowa and his 14th season as a college head coach. Alford holds a career record of 261-156 (.626), including a 105-79 (.571) record at Iowa, a 78-29 (.729) record in four seasons (1992-95) at Div. III Manchester College and a four-year record (1996-99) of 78-48 (.619) at Southwest Missouri State. Alford ranks fifth among Iowa's head basketball coaches in career wins and he is 38-53 (.418) in Big Ten games. Alford is 8-5 in the NCAA Tournament (3-2 in Div. I and 5-3 in Div. III) and 2-4 in the NIT.



Alford led Iowa to the 2001 Big Ten Conference Tournament title and into the second round of the NCAA Tournament in his second season with the Hawkeyes. Iowa earned a return trip to the title game of the Big Ten Conference Tournament in 2002 and advanced to the NIT in post-season play in 2002, 2003 and 2004. The Hawkeyes set a Big Ten Conference Tournament record with seven straight wins over two seasons (2001-2002) before a last-second loss in the first round of the 2003 tournament. Alford's record in the event is 8-4 in his five seasons.

Alford led Southwest Missouri State to the NCAA Sweet 16 in 1999 and in 1995 Manchester advanced to the NCAA championship game before suffering its first defeat of the season.

Alford is a 1987 graduate of Indiana, where he led the Hoosiers to the 1987 NCAA title. Alford was a member of the 1984 U. S. Olympic team that earned the Gold Medal and he was the 26th player selected in the NBA Draft following his senior season. Alford played four seasons in the NBA before beginning his coaching career.

At Indiana, Alford started 120 of 125 games in four seasons. He served as team captain in 1987 when the Hoosiers were 30-4. Steve concluded his college career as Indiana's all-time scoring leader with 2,438 points and he holds the Indiana record for career steals with 178. He was a consensus first team All-American and the Big Ten MVP as a senior.

Alford is a member of the Manchester College M Association Hall of Fame and the Indiana University Athletics Hall of Fame. In 2001 he was named one of the "Top 50 Athletes" in the history of the state of Indiana and was selected as a member of the 15-man Indiana University all-Century team. A year ago he was one of five players selected to ESPN's Big Ten Conference Silver Anniversary team, honoring Big Ten players from the past 25 seasons.

Alford is 2-7 vs. Illinois and 2-3 vs. Illini Coach Bruce Weber.

DATE SET FOR MICHIGAN GAME

Iowa's final regular season game at Michigan will be played Saturday, March 5. The start time is 11:17 a.m. CT. ESPN Plus will televise the contest throughout the Big Ten Conference viewing area.

Iowa Quick Facts

Location:	Iowa City, IA
Founded:	1847
Enrollment:	29,697
President:	David Skorton
Athletic Director:	Bob Bowlsby
Conference:	Big Ten
Home Arena:	Carver-Hawkeye (15,500)
All-Time Record:	1,391-943 (.596)
All-Time Big Ten Record:	661-652 (.503)
NCAA Appearances:	20
NCAA Tournament Record:	27-22

Head Coach:	Steve Alford
Record At Iowa:	105-79, .571 (6th season)
Career Record:	261-156, .626 (14th season)
Big Ten Record:	38-53 (.418)
Associate Head Coach:	Craig Neal (Georgia Tech)
Assistant Coaches:	Greg Lansing (South Dakota) Brian Jones (Northern Iowa)
Dir. of Basketball Operations:	Rich Walker (Bowling Green)
Trainer:	John Streif
Sports Information:	Phil Haddy/Steve Roe
Sports Info. Telephone:	319-335-9411
Sports Info. FAX:	319-335-9417
Internet Address:	www.hawkeyesports.com

BRUNNER EARNS BIG TEN HONOR

Junior forward Greg Brunner was named Big Ten Player of the Week for his efforts in Iowa's two games last week, a 72-69 loss at #20 Wisconsin and a 64-54 home win over Northwestern.

Brunner (6-7, 245), a native of Charles City, IA, averaged 21.5 points and 5.5 rebounds in the two games. He had 27 points and seven rebounds at Wisconsin, hitting 12-21 field goals. He added 16 points against Northwestern, while also collecting four rebounds, three steals and two blocked shots. He added 19 points and 10 rebounds in the loss at Purdue this past Wednesday.

Brunner has scored in double figures in 13 straight games and in 22 of 24 for the season. He is averaging 14.9 points and eight rebounds per game and has nine double-doubles this season. Brunner ranks second in the Big Ten in rebounding for all games and in Big Ten games only. The weekly honor is the second for Brunner, as he was also honored last season after leading Iowa to wins over Drake and Louisville.

HALUSKA EARNS ACADEMIC HONOR

Sophomore guard Adam Haluska has been selected to the CoSIDA/ESPN The Magazine District VII academic all-America team. Haluska's name will now be placed on the national ballot for academic all-America honors.

Haluska is a finance major with a 3.46 grade point average. He is in his first season of action at Iowa after redshirting during the 2003-04 season.

Iowa Basketball Roster

No.	Name	Pos.	Ht.	Wt.	Yr.	Hometown (High School)	The Latest Scoop
1	Adam Haluska	G	6-5	210	So.	Carroll, IA (Carroll)	12 points and 5 rebounds at Purdue
2	** Jeff Horner	G	6-3	185	Jr.	Mason City, IA (Mason City)	11 points and 4 assists at Purdue
4	J.R. Angle	G/F	6-7	205	Fr.	Franklin, IN (Indian Creek)	2 points & 2 rebounds in win over Cent.
5	Alex Thompson	F	6-9	215	Fr.	Ames, IA (Ames)	5 rebounds at Purdue
13	Justin Wieck	F	6-6	185	Jr.	North Liberty, IA (Kirkwood, IA CC)	Two points vs. North Carolina
15	* Jack Brownlee	G	6-0	165	Sr.	Ft. Dodge, IA (Kirkwood, IA CC)	3 points in win over Centenary
20	Ryan Kennedy	F	6-7	210	So.	Des Moines, IA (Roosevelt)	Joined team as a walk-on this fall
23	Doug Thomas	F	6-8	245	Jr.	Pasadena, CA (Southeastern, IA CC)	5 rebounds at Purdue
25	Carlton Reed	G	6-4	180	Fr.	Waterloo, IA (East)	4 points & 2 rebounds at Purdue
34	* Erik Hansen	C	6-11	210	Jr.	Bedford, TX (Kirkwood, IA CC)	2 points & 3 rebounds at Purdue
35	* Mike Henderson	G	6-2	190	So.	Waterloo, IA (East)	Career-high 11 points at Purdue
44	** Greg Brunner	F	6-7	245	Jr.	Charles City, IA (Charles City)	19 points & 10 rebounds at Purdue
53	Seth Gorney	C	7-0	245	Fr.	Vandalia, OH (Butler)	2 points & 3 rebounds vs. Northwestern

Haluska (6-5, 210) is a native of Carroll, IA. He has started all 24 games, scoring in double figures in 18 games. He is averaging 13.3 points and 3.8 rebounds per game, shooting 46.3% from the field and 80% from the foul line.

Haluska scored a career-high 24 points vs. Michigan State and led Iowa with 20 points and eight rebounds against Northwestern. He has scored 20 or more points in five games and also has collected 31 assists and 22 steals.

IOWA SECURES FIVE IN A ROW

With 16 wins in 24 outings, Iowa has clinched a fifth straight winning season, a streak that matches the second longest consecutive winning seasons streak in Iowa basketball history.

Iowa's longest streak of consecutive winning seasons is seven, from 1950 through 1956. Pops Harrison, Bucky O'Connor and Rollie Williams all coached the Hawkeyes during those years. Only a 10-10 record in 1949 kept Iowa from 13 consecutive winning seasons (1944-56).

Lute Olson coached Iowa to five straight winning seasons from 1979-83, George Raveling and Tom Davis combined to coach Iowa to winning seasons from 1985-89 and Davis coached Iowa to winning seasons from 1995-99.

PIERCE DISMISSED FROM IOWA PROGRAM

Junior guard Pierre Pierce has been permanently dismissed from the University of Iowa basketball team. The announcement was made Feb. 2 by Coach Steve Alford.

"Effective immediately, Pierre Pierce has been dismissed from the University of Iowa men's basketball team," said Alford. "I regret this step has become necessary, but Pierre has betrayed the trust we placed in him when he was given a second chance two years ago. Pierre is an excellent basketball player who will be missed by our team. But, given the circumstances, I feel this is the only appropriate response."

Pierce (6-4, 195) from Westmont, IL, led Iowa in scoring with a 17.8 average and was a strong candidate for all-Big Ten honors. He also led the team in steals (2.5) and ranked second in rebounding (5.2) and assists (4.1).

Pierce started 80 of 84 games during his career, scoring 1,072 points to rank 30th on Iowa's career scoring chart. He averaged 4.5 rebounds and collected 305 assists and 106 steals. He was co-Most Valuable Player for the Hawkeyes in 2003-04 and was a third-team all-Big Ten choice.

IOWA HAS FAST START

With 12 wins in its first 13 games, Iowa enjoyed its best start under Coach Steve Alford. Iowa, in 2001, posted a 10-1 mark to start the season and ended the year with a 23-12 overall record. Iowa began both the 1997-98 and 1998-99 seasons with a 13-1 record.

Iowa's nine-game win streak during non-conference action matched the best streak for an Iowa team under Alford, as the Hawkeyes opened the 2000-01 season with nine straight wins. The Hawkeyes also had six-game win streaks in 2003-04 and 2001-02. Iowa has 12 non-conference wins (not including post-season) for the first time since 1988-89.

ILLINOIS COACH BRUCE WEBER

Bruce Weber is in his second season as the head coach at Illinois, but he is no stranger to Big Ten basketball. Weber was an assistant coach at Purdue from 1981-98 before taking over as the head coach at Southern Illinois prior to the 1998-99 season. Weber is now in his seventh year as a head coach and his career mark stands at 155-61, including a 52-7 record at Illinois and a 103-54 mark in his five seasons at Southern Illinois. Weber also served as an assistant coach for one season at Western Kentucky (under Gene Keady) before his stint at Purdue.

Weber guided Illinois to the Big Ten regular season title a year ago as the Illini closed the regular season with 10 straight wins. The Illini fell to Wisconsin in the title game of the Big Ten Tournament and advanced to the Sweet 16 in the NCAA Tournament.

Weber led Southern Illinois to three post-season appearances in his five years, including NCAA Tournament invitations in 2002 and 2003. The Salukis earned Missouri Valley Conference titles in both 2002 and 2003 and advanced to the NCAA Sweet 16 in 2002. Weber is 3-0 against Iowa and 3-2 vs. Hawkeye Coach Steve Alford.

THE SERIES

Illinois holds a 71-64 advantage in the series that began with a 46-36 Iowa win in 1908. The Fighting Illini won the first meeting, 73-68 in overtime Jan. 20 in Champaign. A year ago, Illinois defeated Iowa 88-82 Jan. 17 in Champaign and 78-59 Feb. 25 in Iowa City. Illinois has won seven of the last nine meetings. The teams met just once in 2002 and 2003, with Illinois winning at home in 2002 and Iowa winning at home in 2003. Prior to 2001-02, Iowa and Illinois had met at least twice in every season since 1974. Illinois has been ranked in the top 25 in seven of the nine meetings since Steve Alford has been Iowa's head coach.

Iowa holds a 50-16 advantage in games played in Iowa City, including a 15-6 margin in Carver-Hawkeye Arena. Iowa had won two straight meetings in Iowa City before Illinois won in 2004.

GAME NOTES

- Illinois began its current 19-game home winning streak in 2004 with an 88-82 win over Iowa. During the win streak only one other game has been closer than that six point margin, and that was the 73-68 overtime win over Iowa this season. The other 17 wins have been by eight points or more.
- With the Illinois ranking listed first, Illinois and Iowa rank first and second in the Big Ten in three-point FG percentage, first and third in scoring offense and assists per game, first and fourth in turnover margin and second and fourth in steals per game.
- Both Iowa Coach Steve Alford and Illinois Coach Bruce Weber were head coaches in the Missouri Valley Conference before taking their current positions in the Big Ten. Alford was the head coach at Southwest Missouri State for four seasons and Weber was the head coach at Southern Illinois for five years. The two coaches met twice during the 1998-99 season, with Alford's team winning 76-62 and 72-68 (OT).
- Illinois Coach Bruce Weber was an assistant coach at Purdue when Iowa Coach Steve Alford was a player at Indiana. Purdue won five of eight meetings against Indiana during Alford's playing career.
- Illinois' Jack Ingram is a transfer from Tulsa. Ingram played against Iowa early in the 2000-01 season as a freshman, when Iowa scored a 66-65 win in the finals of the Gazette Hawkeye Challenge. Ingram had three rebounds in that contest. Ingram had eight points and four rebounds in the first meeting this season.
- Tracy Webster is in his first season on the Illinois staff. Webster played at Wisconsin and was an assistant coach at Purdue last season.
- Illinois is the only team Iowa has not played at least once in the Big Ten Conference post-season tournament.

Iowa Results on Feb. 19

15 wins, 9 losses

1904	* Grinnell	W	23-19
1909	Northern Iowa	W	49-9
1910	Northwestern	W	18-11
1915	Grinnell	W	26-20
1916	* Iowa State	W	26-9
1917	* Minnesota	L	15-39
1919	* Chicago	L	10-22
1921	* Purdue	W	20-15
1934	* Indiana	W	29-26
1938	* Chicago	L	35-38
1940	* Indiana	L	42-46
1945	* Wisconsin	W	54-53
1949	* Wisconsin	W	61-60
1955	Michigan State	W	78-69
1962	* Michigan State	W	59-51
1965	Ohio State	W	86-80
1972	Indiana	L	79-86
1973	Northwestern#	W	94-83
1977	Michigan State	L	79-81
1981	* Indiana	W	78-65
1983	Ohio State	L	69-85
1994	* Illinois	W	83-69
2002	Wisconsin	L	56-64
2003	* Indiana	L	63-79

* - - at Iowa City

- - overtime (s)

IOWA FALLS IN OT AT ILLINOIS

Iowa forced an overtime session, but couldn't pull off the upset in a 73-68 loss at top-ranked Illinois on Jan. 20. Greg Brunner's basket with four seconds remaining forced the overtime period, but Illinois outscored the Hawkeyes 8-3 in the extra period to stay unbeaten.

Defense was the key for Iowa, as the Hawkeyes held Illinois to 32.8% shooting from the field, a season low. The teams traded baskets throughout much of the first half before Illinois used a late scoring spurt to build a 34-25 halftime lead.

The Illinois led by 13 points with just under 15 minutes to play when Iowa rallied. Two three-point baskets by Jeff Horner and a trey by Pierre Pierce closed the game and the Hawkeyes tied the score at 52-52 with nine minutes to play on a basket by Erik Hansen. The Illini increased the advantage to six points with 1:05 to play when Iowa rallied again. Pierce hit another three-pointer and Adam Haluska scored on a dunk with 20 seconds to play. After an Illinois free throw, Brunner tied the game with his drive in the lane.

Illinois led the entire overtime period, but the margin was just one point with 1:16 to play following another basket by Brunner. Illinois got a basket by Luther head with 39 seconds remaining and Iowa was unable to score again. Along with holding Illinois with its defense, Iowa was able to connect on 44.3% of its field goals. The Illini, however, held a 23-6 scoring advantage from the free throw line, attempting 31 free throws to just 12 attempts for Iowa.

Pierce led the Hawkeyes with 22 points. Brunner added 16 points and 11 rebounds, Haluska scored 12 points and Horner added nine points, six rebounds and four assists.

Illinois was led by Luther Head with 25 points and six steals. Dee Brown added 12 points, James Augustine had 14 rebounds and Deron Williams added eight assists.

ALFORD VS. TOP-RANKED TEAMS

Iowa Coach Steve Alford has faced the top-ranked team in the nation four times in his career as a Division I head coach, including three games as Iowa's head coach. Alford is 1-3 in those games against No. 1 teams.

In Alford's final game as the head coach at Southwest Missouri State, top-ranked Duke defeated Alford's squad 78-61 on Mar. 19, 1999, in the Sweet 16 of the NCAA Tournament. Duke went on to the championship game, losing to Connecticut in the finals.

In Alford's first game as the Iowa head coach, Nov. 11, 1999, the Hawkeyes defeated Connecticut 70-68 in the Coaches vs. Cancer Classic in Madison Square Garden. The Huskies were the defending NCAA champions and were ranked No. 1 in the nation to start the season.

Early in the 200-02 season Alford and the Hawkeyes met top-ranked Duke at the United Center in Chicago and the Blue Devils scored an 80-62 win. That game, on Nov. 27, 2001, was part of the ACC/Big Ten Challenge. Duke won the 2001 NCAA title before losing to Indiana in the 2002 Sweet 16.

Earlier this season, #1 Illinois scored a 73-68 win overtime win over the Hawkeyes in Champaign.

ALFORD REACHES 100 HAWKEYE WINS

Coach Steve Alford collected win No. 100 as Iowa's head coach in the 73-63 victory over Air Force. Career victory No. 250 came in the 88-53 win over Centenary in early December. His career mark stands at 261-156.

Alford is 105-79 at Iowa, moving into fifth place on the Iowa list for coaching victories.

Iowa's top four coaches in career wins include Tom Davis (269), Lute Olson (168), Rollie Williams (139) and Bucky O'Connor (114). Following is a list of Alford's significant career victories:

No.	Opponent, result	Date
1	Manchester 82, Denison 63	12/29/91
50	Manchester 87, Huntington 63	11/22/94
100	SW MO State 75, NW State 73	12/10/96
150	SW MO State 89, Wichita State 58	1/31/99
200	Iowa 78, Iowa State 53	12/8/01
250	Iowa 88, Centenary 53	12/03/04
256	Iowa 73, Air Force 63	12/28/04
	(No. 100 as Iowa's head coach)	

RECOGNITION ON THE NET

Iowa's basketball program was well recognized on the internet for its play during the non-conference portion of the season.

- On espn.com, ESPN analyst Dick Vitale selected the Hawkeyes as his "Team of the Week" for their 83-53 win over Texas Tech.

Big Ten Standings

	Big Ten			All Games		
	W	L	PCT	W	L	PCT
Illinois	12	0	1.000	26	0	1.000
Michigan State	9	2	.818	18	4	.818
Wisconsin	8	4	.667	17	6	.739
Ohio State	7	5	.583	18	8	.692
Indiana	6	5	.545	11	11	.500
Minnesota	6	6	.500	16	9	.696
Iowa	4	7	.364	16	8	.667
Northwestern	4	7	.364	12	12	.500
Purdue	3	8	.273	7	15	.318
Michigan	3	9	.250	12	14	.462
Penn State	1	12	.083	7	17	.292

Saturday, Feb. 19

Illinois at Iowa, 11:06 a.m., ESPN and ESPN Plus

Ohio State at Minnesota

Penn state at Northwestern

Michigan State at Purdue

Sunday, Feb. 20

Indiana at Michigan

Tuesday, Feb. 22

Purdue at Indiana

Wednesday, Feb. 23

Iowa at Minnesota, 7:05 p.m., ESPN Plus

Northwestern at Illinois

Penn State at Michigan

Thursday, Feb. 24

Wisconsin at Michigan State

Saturday, Feb. 26

Iowa at Penn State, 11:17 a.m. CT, ESPN Plus

Michigan at Northwestern

Minnesota at Purdue

Sunday, Feb. 27

Wisconsin at Ohio State

Michigan State at Indiana

- CollegeInsider.com selected sophomore guard Adam Haluska as its "Star of the Week" for his play in the win over Texas Tech. Haluska matched his career high with 21 points, hitting 7-9 field goals, 3-3 three-pointers and 4-5 free throws.
- CollegeInsider.com selected Coach Steve Alford for its "Mid Season" Jim Phelan Coach of the Year honor. The Jim Phelan Coach of the Year honor is awarded in March.
- Gregg Doyel, writing for cbssportline.com, featured the Iowa guard court as one of the best in the nation.

National Rankings

Rankings of 2/14/05

ESPN/USA Today	Associated Press
1. Illinois	1. Illinois
2. Kansas	2. Kansas
3. Kentucky	3. Kentucky
4. North Carolina	4. North Carolina
5. Wake Forest	5. Wake Forest
6. Boston College	6. Boston College
7. Oklahoma State	7. Duke
8. Duke	8. Oklahoma State
9. Syracuse	9. Syracuse
10. Michigan State	10. Arizona
11. Arizona	11. Michigan State
12. Louisville	12. Louisville
13. Washington	13. Gonzaga
Utah	14. Utah
15. Pittsburgh	15. Washington
16. Gonzaga	16. Alabama
17. Alabama	17. Pittsburgh
18. Connecticut	18. Connecticut
19. Pacific	19. Pacific
20. Wisconsin	20. Wisconsin
21. Cincinnati	21. Oklahoma
22. Oklahoma	22. Maryland
23. UNC-Charlotte	23. UNC-Charlotte
24. Florida	24. Cincinnati
25. Texas Tech	25. Villanova

IOWA FALLS AT PURDUE

Purdue rallied in the final eight minutes to defeat Iowa 66-63 in West Lafayette. The Hawkeyes led 55-48 with just under eight minutes remaining when Purdue scored nine straight points to take a 57-55 advantage with 3:49 to play. Greg Brunner made a free throw before Purdue scored on a three-point basket for a 60-56 lead with 1:49 remaining. Purdue scored its final six points from the foul line to hold on for the win. Adam Haluska cut the margin to two points (60-58), and after two Purdue free throws Brunner added a pair of free shots to make it 62-60 with 10 seconds remaining. Jeff Horner scored Iowa's final points on a three-point basket with four seconds left to cut the deficit to 64-63. Iowa got off a desperation shot after two more Boilermaker free throws, but it was a hurried half court shot that was off the mark.

Iowa's biggest advantage in the game came with 3:42 left in the first half as the Hawkeyes held a 31-22 advantage, but Purdue rallied to take a 36-35 halftime advantage. Iowa shot 41% from the field and 41.2% from three-point range in the game, but just 62.5% from the foul line. The Hawkeyes held a 39-32 rebounding advantage, but committed 14 turnovers, compared to seven for the Boilermakers.

Brunner led Iowa with 19 points and 10 rebounds. Adam Haluska added 10 points and Jeff Horner and Mike Henderson each added 11. Haluska and Alex Thompson had five rebounds and Horner added four assists.

ILLINOIS SHOOTS PAST PENN STATE

Illinois shot 66.7% from the field in racing to a 52-30 half-time advantage and the Fighting Illini went on to an 83-63 win at Penn State Wednesday. Illinois connected on 22-33 shots in the first half, including 8-14 (57.1%) three-point attempts, while the Nittany Lions shot just 37.5% in the opening 20 minutes.

Illinois cooled to shoot just 40% in the second half, but the Illini also held a 33-27 rebounding advantage and forced 15 Penn State turnovers.

Roger Powell led Illinois with 21 points as he connected on all 10 of his field goal attempts. Dee Brown added 19 points and 11 assists, Luther Head scored 16 points and James Augustine added 10. The Illini were credited with 27 assists on their 34 made field goals.

NOT GETTING THE CLOSE ONES

Iowa, in 11 Big Ten games, has lost two games in overtime, two road games by three points each and another by two points at home. The Hawkeyes lost to Michigan 63-65 to open Big Ten play and dropped a 69-72 decision at #20 Wisconsin and a 66-63 contest at Purdue. Iowa has lost overtime games at top-ranked Illinois (68-73) and at Northwestern (74-75). Iowa's four conference wins, all at home, have been by six, 14, 15 and 10 points. Even with the 4-7 Big Ten record, Iowa has outscored its league opponents by a 67.5 to 66.8 margin.

On the season, Iowa is 8-5 in games decided by 10 points or less, with the five losses coming in conference action.

HOLD THAT LEAD

Not being able to close out the game has hampered Iowa in losses at Northwestern, Wisconsin and Purdue. In each of the three games, the Hawkeyes built a second half lead, only to see the opponent come from behind and gain the win. Following are the leads Iowa has had in those games, and the final results:

Game	Iowa Advantage, time	Result
At N ^w estern	62-50, 3:27 to play	Lost, 75-74 (OT)
At Wisconsin	52-39, 12:44 to play	Lost, 72-69
At Purdue	55-48, 8:05 to play	Lost, 66-63

LEADER ACROSS THE BOARD

Sophomore Adam Haluska led Iowa in the win over Northwestern, leading the Hawkeyes in points (20), rebounds (eight), assists (five) and steals (four), field goals (seven), three-point field goals (four) and free throws (two). Haluska hit 7-14 field goals, 4-6 treys and 2-3 free throws, while committing just one turnover and collecting no personal fouls.

Haluska's performance marks the first time one player had led Iowa in scoring, rebounding, assists and steals in one game since the 2002-03 season. Jeff Horner, as a freshman, led Iowa to a 68-61 win over 8th-ranked Illinois in Iowa City, collecting 16 points, 11 rebounds, five assists and four steals.

NO SECOND CHANCE FOR WILDCATS

In Iowa's 64-54 win over Northwestern, the Hawkeyes did not allow the Wildcats to collect any offensive rebounds. Iowa won the rebounding battle by a 34-22 margin and all 22 of Northwestern's rebounds came on Iowa missed shots.

That game marks the first time in 183 games that a Steve Alford coached Iowa team did not allow an opponent an offensive rebound.

The previous low was by Wisconsin, as the Badgers had just one offensive rebound in Iowa's 61-55 win in Madison on Jan. 29, 2000.

IOWA HAS FEWEST TURNOVER TOTAL

Iowa was guilty of just six turnovers in the recent loss at Wisconsin, a season-low and the lowest number for Iowa in 183 games under Coach Steve Alford. For the second straight game, the Hawkeyes had just one turnover in the second half. The Hawkeyes are 6-8 in 14 games under Alford in which they commit less than 10 turnovers, with five of those games taking place this season.

HAWKEYES ADD TO THE ROSTER

Ryan Kennedy (6-7, 210) is a sophomore forward who has joined the Iowa basketball team as a walk-on. Kennedy attended Roosevelt High School in Des Moines as a prep.

Kennedy earned honorable mention all-conference recognition as a prep senior, serving as team captain and earning team MVP honors.

COMPARING THE STATS

	Iowa (16-8)	Illinois (26-0)
Scoring	74.9	75.7
Scoring Defense	67.7	61.8
FG%	.464	.482
FG% Defense	.417	.451
FT%	.681	.778
3-PT FG%	.392	.397
3-PT FG% Defense	.351	.418
Rebound Margin	+0.6	+3.8
Assists	15.8	17.6
TO Margin	+1.8	+4.7
Steals Margin	+0.2	+5.5

HOME, AWAY COMPARISONS

In its 14 home games, Iowa has outscored its opponents by a 73.6-62.4 margin, shooting 46.7% from the field while holding its opponent to 40.4% shooting. Iowa's opponents hold a 35.1-35.4 rebounding advantage.

In 10 games away from Carver-Hawkeye Arena, Iowa holds a 76.7-75.2 scoring advantage. The Hawkeyes are shooting 45.9% from the field while opponents are shooting 43.4% and Iowa holds a 37.4-35.6 rebounding advantage.

Iowa Signs Two for '05-'06

Guard Tony Freeman and forward Kurt Looby have signed national letters of intent to join the Iowa basketball program for the 2005-06 season.

Freeman, from St. Joseph's High School in Westchester, IL, is a 5-11 point guard who averaged 18 points and four assists per game as a junior, leading St. Joseph's to a 24-6 overall record under Coach Gene Pingatore. His father played at Indiana in 1987 when the Hoosiers won the NCAA title.

"We had targeted a guard in our recruiting, and we found a perfect fit with Tony," said Iowa Coach Steve Alford. "His father (Tony, Sr.), and I played together one season at Indiana. He's a product of a great program in the Chicago area. Tony is a fierce competitor and will be a great addition to our program."

Looby is a 6-10, 210-pound forward from Tyler (TX) Community College and is a native of St. John's, Antigua. Alford compares him to current Hawkeye Erek Hansen.

"Kurt is similar to Erek in that he adds size in a very athletic body," said Alford. "He's a true shot blocker and runs the floor well. He comes from a very good junior college program and has the potential to be an outstanding college player as he develops."

Looby has played organized basketball for just two years. He moved into the starting line-up at Tyler late in his freshman season.

Looby is coached at Tyler by Mike Marques, who formerly coached at both Marshalltown Community College and Indian Hills Community College in Iowa. Marques was the junior college coach of former Hawkeye players Jacob Jaacks, Jason Price and Chauncey Leslie.

Following are statistical comparisons for the season:

	All Games	Big Ten	Home Games	Away Games	IA Wins	IA Losses
Record	16-8	4-7	12-2	4-6	16-0	0-8
Pts	74.9	67.5	73.6	76.7	77.2	70.2
Opp. Pts	67.7	66.8	62.4	75.2	63.2	76.6
FG%	.464	.428	.467	.459	.481	.430
FG Def.	.417	.421	.404	.434	.401	.448
3-PT%	.392	.362	.376	.411	.393	.389
3-pt. Def.	.351	.340	.335	.372	.338	.376
FT%	.681	.671	.697	.660	.681	.682
REB	36.1	34.3	35.1	37.4	37.0	34.2
AST	15.8	13.4	16.9	14.1	17.6	12.1
TO	14.5	14.1	13.5	16.0	14.3	15.1
STL	7.8	7.3	8.6	6.6	8.9	5.6
BLK	5.7	4.5	5.7	5.7	6.1	5.0

OPPONENTS HITTING FREE THROWS

Iowa attempted more free throws than its opponent in its first 15 games of the season. Over the last nine games, Iowa's opponents have attempted more free throws in seven games, with the free throw attempts being equal in two games. In the loss at Wisconsin, the Badgers converted 27-35 attempts, compared to 7-14 for Iowa. Against Michigan State, Iowa made 32-42 free throw attempts, compared to 23-29 for MSU. In the most recent win over Northwestern, the Wildcats had an 18-10 advantage in attempts, with both teams shooting just 50%. Purdue made 15-20 free throws compared to Iowa's 10-16. In Iowa's two overtime losses on the road, the Hawkeyes did not attempt a free throw in the opening half.

HAWKEYES TIE BLOCK RECORD, AGAIN

Iowa set its second single-game record of the season in a loss to North Carolina and tied that record in wins over North Carolina-Greensboro and Saint Louis. The Hawkeyes blocked 12 shots in each of those games to break the previous record of 11, set in an 80-65 win at Drake on Jan. 4, 1993.

Junior center Erek Hansen led the way with five blocks against the North Carolina and UNC Greensboro, and he had seven in the win over Saint Louis.

The Hawkeyes have 137 blocked shots in 24 games. Iowa's top three season totals for blocked shots include 165 in 1993, 161 in 1992 and 153 in 1991.

IOWA SETS FREE THROW MARK

Iowa set school and Carver-Hawkeye Arena records in its opening win over Western Illinois by making all 20 of its free throw attempts. Six Hawkeyes contributed to the record, with Pierre Pierce and Erek Hansen each making four.

The previous best for a perfect free throw percentage (18-18) came in a win at Indiana in 1979. The previous record for Carver-Hawkeye Arena was 94.7%, when Iowa made 18-19 attempts vs. Wisconsin in 2001. Following is a won-loss breakdown based on free throw percentage:

Iowa FT%	W-L	Iowa FT%	W-L
50-60%	4-3	80-90%	0-1
60-70%	7-1	90-100%	1-0
70-80%	4-3		

NEW FACES CONTRIBUTE EARLY

Several new faces have been big contributors in Iowa's 24 games. The newcomers are averaging 22.7 points and 11.8 rebounds per outing.

Junior college transfer Doug Thomas scored 14 points and led Iowa with nine rebounds in the opening win over Western Illinois, and he added 10 rebounds vs. UNC Greensboro and Northwestern. Thomas added eight points and five rebounds vs. North Carolina, he had six rebounds in the win over Texas and five rebounds at Illinois. In the win over Purdue, Thomas matched his scoring high with 14 points and added nine rebounds, and he had eight rebounds vs. Michigan State.

Sophomore Adam Haluska has scored in double figures in 18 of 24 games, including a career-high 24 points vs. Michigan State, 21 vs. Drake and Texas Tech and 20 in home wins over Iowa State and Northwestern.

Iowa in Big Ten Statistics

Category	All Games		Big Ten	
	Stat	Rank	Stat	Rank
Blocked Shots	5.7	1st	4.5	T1st
3-Pt. FG Percentage	.392	2nd	.362	4th
FG% Defense	.417	3rd	.421	2nd
Scoring Offense	74.9	3rd	67.5	4th
Assists	15.8	3rd	13.4	6th
Steals	7.8	4th	7.3	5th
Turnover Margin	+1.8	4th	+1.4	4th
3-Pt. FG Per Game	6.8	5th	6.2	5th
FG %	.464	5th	.428	8th
Scoring Margin	+7.2	5th	+0.7	5th
Ast./TO Ratio	1.1	6th	0.9	7th
3-PT FG Defense	.351	6th	.340	6th
FT Percentage	.681	7th	.671	10th
Rebounding Margin	+0.6	7th	-0.5	7th
Scoring Defense	67.7	10th	66.8	T7th

INDIVIDUAL STATISTICS

Category	Player	All Games		Big Ten	
		Stat	Rank	Stat	Rank
Steals	Jeff Horner	1.6	7th	1.4	T9th
	Greg Brunner	1.2	---	1.4	T9th
Blk. Shots	Erek Hansen	3.0	1st	2.1	2nd
	Greg Brunner	1.1	9th	1.0	T10th
3-pt. FG P. Game	Jeff Horner	2.6	2nd	2.5	3rd
	Adam Haluska	1.8	12th	1.6	12th
3-pt. FG%	Jeff Horner	.440	4th	.375	14th
	Adam Haluska	.400	11th	.353	---
Assists	Jeff Horner	5.4	2nd	4.3	T2nd
Ast./TO Ratio	Jeff Horner	+2.2	6th	1.7	4th
Scoring	Greg Brunner	14.9	8th	17.3	4th
	Jeff Horner	13.5	14th	12.2	T16th
	Adam Haluska	13.3	17th	12.9	T13th
Rebounding	Greg Brunner	8.0	2nd	8.5	2nd
Free Throw %	Adam Haluska	.800	7th	.792	9th
	Greg Brunner	.703	---	.705	---
FG %	Greg Brunner	.537	11th	.523	10th

In the win at Drake, freshman Carlton Reed scored 14 points, while freshman Alex Thompson added five rebounds in the win over Texas Tech. Seth Gorney played a key defensive role and had five rebounds in a win over Minnesota and Reed had a career-best five assists in the win over Purdue and added eight points at Northwestern.

Newcomers contributed 31 points and 13 rebounds vs. Western Illinois, 37 points and 11 rebounds vs. North Carolina, 39 points and 15 rebounds in the win at Drake, 29 points and 18 rebounds vs. Michigan State, 27 points and 19 rebounds vs. UNC Greensboro, 28 points and 19 rebounds vs. Purdue and 22 points and 15 rebounds vs. Centenary.

Iowa vs. Top-Ranked Teams

Record: 2-18; Home: 0-5; Away: 0-7; Neutral: 2-6

Date	Result	Site
2/19/05	Illinois 73, Iowa 68 (OT)	Champaign, IL
*11/27/01	Duke 80, Iowa 62	Chicago, IL
*11/11/99	Iowa 70, Connecticut 68	New York, NY
2/6/93	Indiana 73, Iowa 66	Iowa City, IA
*3/21/92	Duke, 75, Iowa 62	Greensboro, NC
3/22/87	UNLV 84, Iowa 81	Seattle, WA
2/23/76	Indiana 101, Iowa 81	Bloomington, IN
1/26/76	Indiana 88, Iowa 73	Iowa City, IA
2/8/75	Indiana 79, Iowa 56	Iowa City, IA
1/11/75	Indiana 102, Iowa 49	Bloomington, IN
*1/17/74	UCLA 66, Iowa 44	Chicago, IL
*12/4/71	UCLA 106, Iowa 72	Los Angeles, CA
2/8/65	Michigan 81, Iowa 66	Ann Arbor, MI
*1/29/65	Iowa 87, UCLA 82	Chicago, IL
2/26/62	Ohio State 72, Iowa 62	Iowa City, IA
2/5/62	Ohio State 89, Iowa 63	Columbus, OH
*2/18/61	Ohio State 62, Iowa 61	Iowa City, IA
12/30/59	Cincinnati 96, Iowa 83	New York, NY
*3/23/56	San Francisco 83, Iowa 71	Evanston, IL
3/9/53	Indiana 68, Iowa 61	Bloomington, IN

* - - defending NCAA champion

ANOTHER STRONG SCHEDULE

As has been the case in recent years, the Iowa schedule is very demanding. Eight of Iowa's 13 non-conference games were against teams that advanced to post-season play a year ago. Iowa this season is 8-6 against teams that were in post-season play a year ago, including a 5-4 record vs. teams that were in the 2004 NCAA Tournament.

Iowa took part in the EA Sports Maui Invitational early in the season, defeating #11 Louisville and #13 Texas, while falling to #11 North Carolina. The Hawkeyes lost to top-ranked Illinois in overtime, lost to 10th-ranked Michigan State 75-64 and dropped a 72-69 decision at #20 Wisconsin.

The non-conference slate also included Northern Iowa, Iowa State, Texas Tech and Air Force and Saint Louis, teams that participated in post-season play a year ago.

Iowa will play 16 games against teams that advanced to post-season play a year ago.

NON-CONFERENCE SCHEDULE STRENGTH

According to the February issue of *Basketball Times*, Iowa's non-conference schedule ranked as the 18th-strongest in the nation. Among Big Ten teams, only Indiana (7th), Wisconsin (8th) and Purdue (12th) played stronger non-conference schedules. The remaining Big Ten teams and their ratings included Illinois (66), Michigan (106), Michigan State (142), Minnesota (148), Ohio State (159), Northwestern (214) and Penn State (276).

At the time the ratings were compiled, Iowa was one of eight teams ranked in the top 25 that also had a top 25 non-conference strength of schedule. The other teams on that list included Wake Forest, Kansas, North Carolina, Arizona, Georgia Tech and Wisconsin.

IOWA RECORD BY CONFERENCE

During non-conference action Iowa posted three wins over teams from the Big 12 Conference and two wins over Conference USA, the Mid-Continent, Missouri Valley and Southern Conference. Following is a breakdown of Iowa's record by conference:

Atlantic Coast	0-1	Mid-Continent	2-0
Big Ten	4-7	Missouri Valley	2-0
Big 12	3-0	Mountain West	1-0
Conference USA	2-0	Southern Conf.	2-0

TWO STRAIGHT OVER RANKED TEAMS

Iowa's back-to-back wins over Louisville and Texas marks the second time Iowa has won consecutive games against ranked opponents under Coach Steve Alford. The Hawkeyes, during the 2002-03 season, defeated 20th-ranked Michigan State 68-64 and 8th-ranked Illinois 68-61.

IOWA VS. RANKED FOES

Steve Alford has posted a 17-27 record against ranked opponents as Iowa's head coach, including a 2-4 mark in 2004-05. Iowa, this season, has defeated 11th-ranked Louisville 76-71 and 13th-ranked Texas 82-80, with losses to 11th-ranked North Carolina (92-106), at No. 1 ranked Illinois (68-73), in overtime, to 10th-ranked Michigan State (64-75) at home and at #20 Wisconsin, 72-69.

Alford's Hawkeye teams are 5-11 when playing teams ranked in the top 10, including wins over top-ranked Connecticut (70-68 in 1999-00), 2nd-ranked Missouri (83-65 in 2001-02), 5th-ranked Ohio State (67-64 in 1999-00), 7th-ranked Illinois (78-62 in 2000-01) and 8th-ranked Illinois (68-61 in 2002-03).

The 11 losses to top 10 teams have been twice to top-ranked (Duke, 2001-02 and Illinois, 2004-05), once to 3rd-ranked (Illinois, 2000-01), twice to 4th-ranked (Michigan State, 1999-00 and 2000-01), twice to 5th-ranked (Tennessee, 2000-01 and Missouri, 2001-02), once to 9th-ranked (Kentucky, 2000-01) and three times to 10th-ranked (Michigan State, 2000, Illinois, 2002 and Michigan State, 2005).

In the 44 games against ranked teams, Alford and his Iowa team are 6-8 in home games, 8-8 at neutral sites and 3-11 when playing ranked teams in their home arena.

IOWA VS. RANKED TEAMS

These are Iowa's most recent wins vs. nationally ranked opponents:

At Home:	71-61 over 24th-ranked Purdue, 1/7/04
On the Road:	67-63 over 20th-ranked Tulsa, 12/28/02
Neutral Court:	82-80 over 13th-ranked Texas, 11/23/04, at EA Sports Maui Invitational

HANSEN ON BLOCKS CHART

Junior center Ereik Hansen has collected 70 blocked shots in 23 games, moving among Iowa's leaders in blocks for a season and career. A year ago Hansen blocked 40 shots in 22 games. The 70 blocks rank fifth best for a single season and his 110 career blocks ranks fifth among Iowa's career leaders. Hansen had a career-best seven blocked shots vs. Iowa State and Saint Louis and he had six blocks in a win over Texas Tech and a loss to Michigan.

He has blocked five or more shots in seven games, and he is averaging 5.3 points and 2.7 rebounds while shooting 43.5% from the field and 71.4% from the free throw line. He had a career-high 14 points vs. Northern Iowa and he had 11 points and six rebounds vs. Texas. Following is a list of Iowa's single season and career leaders in blocked shots:

Single-Season Blocked Shots

1.	121	Acie Earl (4.0 avg.), 1992
2.	106	Acie Earl (3.3 avg.), 1991
3.	88	Acie Earl (2.8 avg.), 1993
4.	79	Greg Stokes (2.5 avg.), 1983
5.	70	Ereik Hansen (3.3), 2005
6.	62	Greg Stokes (1.9 avg.), 1985
7.	58	Greg Stokes (2.1 avg.), 1984
8.	52	Michael Payne (1.7 avg.), 1983
9.	50	Acie Earl (1.8 avg.), 1990
10.	41	Ryan Bowen (1.3 avg.), 1998

Career Blocked Shots

1.	365	Acie Earl (3.1 avg.), 1990-93
2.	229	Greg Stokes (1.9 avg.), 1982-85
3.	124	Ryan Bowen (1.0 avg.), 1995-98
4.	120	Michael Payne (1.0 avg.), 1982-85
5.	110	Ereik Hansen (2.6 avg.), 2004-pr.
6.	92	Glen Worley (0.7 avg.), 2001-04
	92	J.R. Koch (0.7 avg.), 1996-99
8.	90	Jared Reiner (0.8 avg.), 2001-04
9.	84	Guy Rucker (0.9 avg.), 1997-99
10.	77	Greg Brunner (0.9 avg.), 2003-pr.

HORNER JUST MAKES IT HAPPEN . . .

Junior guard Jeff Horner has been Iowa's most versatile player, ranking among national leaders in assists and three-point field goals while averaging 13.5 points per game. Horner is averaging 5.4 assists, 4.5 rebounds and 1.6 steals per game. Horner had a career-high 27 points in a win over Texas and led the Maui Invitational in scoring with 63 points.

Horner made 15-23 three-point attempts in the three games in Hawaii, moving into Iowa's top 10 in both three-pointers and three-point attempts. His 62 made three-point baskets this season tied as the ninth-best single season total, as he had 65 three-pointers a year ago.

Horner was named Big Ten Player of the Week for his play in Maui. The honor is the second of Horner's career, as he earned it last Feb. 9 after leading Iowa to a double-overtime win at Indiana.

He added 21 points in the win at Drake and his first career scoring and assist double-double in the win over UNC Greensboro with 14 points and a career-best 11 assists. He added 16 points and nine rebounds in the win over Northern Iowa. Horner scored Iowa's final five points in the last 95 seconds against the Panthers and he added 12 points and seven assists in a win over Iowa State.

Horner played 40 of 45 minutes at Northwestern, collecting seven points and six assists, with no turnovers, and he added 16 points, nine assists and just one turnover in the home win over Indiana. Against Michigan State he had 13 points with just one turnover, and he had 19 points, five rebounds, four assists and no turnovers at Wisconsin. Horner added 11 points, six rebounds and four assists in a home win over Northwestern.

He is shooting 41.6% from the field, 44% from three-point range and 75.6% from the free throw line. Horner was named to the all-tournament team at the Maui Invitational and he was co-MVP of Iowa's Gazette Hawkeye Challenge.

Horner's career totals include 957 points, 400 rebounds and 392 assists. He is on target to become the only member of Iowa's 1,000-point Club to also total over 400 rebounds and 400 assists.

. . . WITHOUT MANY MISTAKES

As Iowa's point guard, Jeff Horner leads Iowa in minutes played (35.9 per game), and he handles the ball the majority of the time. In Iowa's most recent seven games, Horner is averaging 12.9 points and 4.1 rebounds, with 33 assists and 13 turnovers, while playing 262 of the possible 285 minutes.

Horner had nine assists and just one turnover in a win over Indiana, six assists and no turnovers in an overtime loss at Northwestern and four assists and no turnovers at Wisconsin. Horner is averaging one turnover every 18.7 minutes in the last seven games.

For the season, he has one or no turnovers in nine of 24 games and he is averaging just one turnover for every 14.4 minutes of action.

HORNER AMONG CAREER LEADERS

Junior guard Jeff Horner has moved into Iowa's top five lists in three-point field goals and three-point attempts and assists. With his five three-pointers at Wisconsin, Horner moved past Dean Oliver into fourth place on the list for made three-pointers. Following are Iowa's career leaders in those categories:

3-pt. Field Goals

1.	226	Chris Kingsbury, 1994-96
2.	214	Kent McCausland, 1996-99
3.	193	Brody Boyd, 2001-04
4.	168	Jeff Horner, 2003-pr.
5.	161	Dean Oliver, 1998-01
6.	139	Luke Recker, 2001-02
7.	136	B.J. Armstrong, 1986-89
8.	131	Jeff Moe, 1985-88
9.	121	Jim Bartels, 1991-95
10.	113	Jess Settles, 1994-99

3-pt. Field Goal Attempts

1.	645	Chris Kingsbury, 1994-96
2.	544	Brody Boyd, 2001-04
3.	472	Kent McCausland, 1996-99
4.	465	Dean Oliver, 1998-01
5.	442	Jeff Horner, 2003-pr.
6.	374	James Moses, 1989-92
7.	332	Luke Recker, 2001-02
8.	324	Jim Bartels, 1991-95
9.	321	Jess Settles, 1994-99
10.	314	Jeff Moe, 1985-88

Assists

1.	575	Andre Woolridge (5.9 avg.), 1995-97
2.	561	Dean Oliver (4.5 avg.), 1998-01
3.	517	B.J. Armstrong (4.0 avg.), 1986-89
4.	480	Ronnie Lester (4.8 avg.), 1977-80
5.	392	Jeff Horner (4.7 avg.), 2003-pr.
6.	358	Mon'ter Glasper (2.9 avg.), 1993-96
7.	352	Kenny Arnold (3.2 avg.), 1979-82
8.	339	Andre Banks (2.9 avg.), 1983-86
9.	335	Kevin Boyle (2.8 avg.), 1979-82
10.	325	Steve Carfino (2.8 avg.), 1981-84

HORNER SURPASSES TRIPLE FIGURES, AGAIN

Junior guard Jeff Horner is the only player in Iowa basketball history to record over 200 points, 100 rebounds and 100 assists in three different seasons. Horner is one of two players (Pierre Pierce being the other) to accomplish the feat as a freshman. Following is the list of players who have reached these totals in a single season:

Player, year	Points	Rebounds	Assists
Jeff Horner, 2005	325	108	129
Jeff Horner, 2004	377	155	123
Pierre Pierce, 2004	468	164	107
Jeff Horner, 2003	255	137	140
Pierre Pierce, 2002	248	114	114
Dean Oliver, 1999	357	106	136
Andre Woolridge, 1996	419	103	193
Bill Jones, 1988	442	203	101
Michael Payne, 1985	220	235	102
Bobby Hansen, 1983	476	166	114
Kenny Arnold, 1980	444	114	142

BRUNNER WORKING THE BOARDS

Junior forward Greg Brunner is Iowa's top returning rebounder from a year ago. He is averaging eight rebounds for the season and 8.5 in conference games, ranking second in the Big Ten for all games and league games. Brunner ranks second among current Big Ten players with nine scoring and rebounding doubles-doubles this season and he ranks first with 18 in his career.

Brunner had a career-high 28 points at Northwestern, hitting 11-17 field goals and 6-8 free throws, and he also had three blocked shots. Brunner has raised his career total to 77 blocks, moving in to 10th on Iowa's list of career leaders. At Wisconsin he had 27 points (12-21 FGs) and seven rebounds and he added 16 points and a solid defensive effort in the home win over Northwestern. At Purdue he collected 19 points and 10 rebounds.

Brunner was named Big Ten Player of the Week for his play against Wisconsin and Northwestern. Brunner earned the recognition for the second time in his career, as he was honored early in the 2004 season after leading Iowa to wins over Drake and Louisville.

Brunner had 13 points and 11 rebounds vs. Minnesota, 16 points and 11 rebounds in the overtime loss at Illinois and 13 points and nine rebounds vs. Indiana. Brunner, who ranked second in the Big Ten in rebounding last season, had a season-best 13 rebounds in the win over Iowa State and he has 11 rebounds in six games. He had 10 rebounds vs. Louisville, nine vs. UNC Greensboro and Indiana and eight on three occasions.

Brunner has scored in double figures in 22 games, with 16 points and seven rebounds vs. Michigan State. He is shooting 53.7% from the field and 70.3% from the foul line. He was named to the all-tournament team of Iowa's Gazette Hawkeye Challenge.

HALUSKA HEATS UP

Sophomore Adam Haluska scored a career-high 24 points in the loss to Michigan State, including 9-11 free throws, and he added six rebounds. He added 16 points in a loss at Wisconsin and led Iowa with 20 points and eight rebounds in a home win over Northwestern. At Purdue, he added 12 points and five rebounds. In Iowa's last four games, Haluska is averaging 18 points and five rebounds, shooting 46% from the field.

Haluska scored 21 points in wins over Texas Tech and Drake and he has scored in double figures in 18 of 24 games. Playing against his former school, he added 20 points in a win over Iowa State, hitting 4-8 treys. Haluska had 19 points in the loss to North Carolina and 17 points vs. UNC Greensboro. He had career-bests of five assists and four steals in the win over Northwestern.

He scored 15 points and collected two steals in a win over Minnesota, he added 12 points, six rebounds and two steals at Illinois, he had 12 points and two assists at Northwestern and he added 16 points against Wisconsin.

In his first season at Iowa, Haluska is shooting 46% from the field, 40% from three-point range and 80% from the free throw line while averaging 13.3 points and 3.8 rebounds per game.

THOMAS HELPS ON THE GLASS

Junior Doug Thomas is making a major contribution to Iowa's rebounding efforts, as he is third on the team with an average of 4.7 per game. He had nine rebounds and 14 points in a win over Purdue and eight rebounds vs. Michigan State.

Thomas had nine rebounds in his first game as a Hawkeye and added 10 in a win over UNC Greensboro. Thomas had six points and six rebounds in the win over Texas Tech, he had five rebounds in the overtime loss at Illinois and he had eight points vs. Indiana. The 14 points vs. Purdue matched his season high. Thomas is averaging 4.6 points while shooting 54.8% from the field.

HENDERSON SETTLES IN

Sophomore Mike Henderson is getting settled as a member of the starting line-up, playing well in Iowa's last three games. Henderson collected a career-high 11 points at Purdue, he had eight points in the win over Northwestern and he had five rebounds and two assists in games last week vs. the Wildcats and at Wisconsin.

Henderson is a solid defensive player as well. In Iowa's win over Northwestern, Henderson played a key roll in holding Wildcat guard T.J. Parker to just two points on four field goal attempts.

LEADING THE TEAM

Following is the number of times a player has led Iowa in scoring, rebounding, assists and steals this season. If two or more players tied for the team lead, all have been credited for that game:

Player	Scoring	Rebounding	Assists	Steals
Greg Brunner	5	15	1	4
Adam Haluska	7	2	1	6
Erek Hansen				3
Mike Henderson				1
Jeff Horner	3	3	14	8
Pierre Pierce	11		9	13
Doug Thomas	1	5		2
Alex Thompson				1

OFF THE BENCH

The Iowa reserves are averaging 13.5 points and 9.6 rebounds per game, compared to 18 points and 9.4 rebounds for the opponent reserves. Iowa is 7-1 when the reserves outscore the opponent's reserves and 9-7 when the opponent reserves score more points.

Iowa is 9-2 when the Hawkeye reserves have more rebounds than the opponent reserves, 7-4 when the opponent reserves have more rebounds and 0-2 when rebounding by the reserves is even. Following is a game-by-game comparison with opponents:

Opponent	Iowa		Opponent	
	Pts.	Rebs.	Pts.	Rebs.
Western Illinois	19	15	23	8
Louisville (n)	8	6	21	8
Texas (n)	7	8	27	10
North Carolina (n)	22	9	30	9
at Drake	26	7	18	13
Centenary	33	19	15	13
UNC Greensboro	15	14	9	6
Northern Iowa	4	6	8	2
Iowa State	4	3	7	14
W. Carolina	16	11	33	19
Texas Tech (n)	22	17	17	12
Air Force	9	5	6	1
Saint Louis	6	5	14	15
Michigan	4	3	29	10
at Ohio State	12	5	18	8
Minnesota	8	11	21	12
at Illinois	5	7	14	9
Purdue	21	14	15	12
at Northwestern	10	16	19	8
Indiana	54	15	6	8
Mich. State	5	12	33	13
at Wisconsin	3	6	28	6
Northwestern	4	6	17	5
at Purdue	8	10	5	6
Totals	325	230	433	226
Average	13.5	9.6	18.0	9.4

CRUNCH TIME FREE THROWS

Iowa has made 63-95 (66.3%) free throws in the final four minutes of its 13 games that have been decided by 10 points or less. Iowa's opponents in those games have made 63-82 (76.8%) free throw attempts in the final four minutes and overtime periods. Iowa is 8-5 in those games. Following are Iowa's individual attempts:

Mike Henderson	4-4	1.000
Adam Haluska	18-23	.783
Jeff Horner	23-33	.697
Greg Brunner	12-20	.600
Carlton Reed	1-2	.500
Pierre Pierce	5-13	.385
Iowa	63-95	.663
Opponents	63-82	.768

SCORING BY HALVES

Iowa has outscored its opponents 835-762 in the first half and 951-846 in the second half, and the Hawkeyes have been outscored 17-11 in two overtime periods. Iowa has led at halftime in 14 of 24 games and the Hawkeyes have outscored their opponent in the second half in 15 games.

REACHING DOUBLE FIGURES

Following are Iowa's number of double figure games in scoring and rebounding, both for the 2004-05 season and for their career:

	Points		Rebounds	
	'04-05	Career	'04-05	Career
Greg Brunner	22	45	8	18
Erek Hansen	4	4	0	0
Adam Haluska	18	33	0	0
Mike Henderson	1	1	0	0
Jeff Horner	18	49	0	3
Pierre Pierce	19	56	0	1
Carlton Reed	1	1	0	0
Doug Thomas	2	2	2	2

STARTING LINE-UPS

Iowa has used five starting line-ups in its 24 games. Following is Iowa's record by line-up, with the most recent starting unit in bold:

Brunner, Hansen, Haluska, Horner, Pierce (WIU, UL, Texas, UNC, Centenary, UNCG, UNI, ISU, WCU, TTU, AFA, SLU, MICH, at OSU, MN, at ILL, PUR, at NW)	13-5
Thompson, Brunner, Haluska, Horner, Henderson (NW, at PUR)	1-1
Thompson, Thomas, Haluska, Reed, Henderson (IND)	1-0
Brunner, Thomas, Haluska, Horner, Pierce (at Drake)	1-0
Brunner, Hansen, Haluska, Horner, Henderson (MSU, at WISC)	0-2

HAWKEYE TIDBITS

- Iowa has played two overtime games, losing in single overtime at Illinois and at Northwestern. Iowa was 2-0 in overtime games a year ago, defeating Louisville in single overtime on a neutral court and winning at Indiana in two overtimes.
- Iowa suffered consecutive Big Ten losses for the first time since 2003 when it dropped games to Michigan and Ohio State, and Iowa also dropped consecutive games to Michigan State and Wisconsin. In 2003, Iowa lost at Indiana (in OT) on Mar. 1 and at Michigan State Mar. 5. This marks the first season Iowa has lost its first two conference games of the season since 1993-94, when the Hawkeyes lost their first four league games.
- Iowa's contest at Drake was the only true road game for the Hawkeyes in non-conference play. Iowa played three neutral site games at the EA Sports Maui Invitational and played Texas Tech at the United Center in Chicago.
- In the 70-63 win over Iowa State, Iowa held the Cyclones without a three-point basket as ISU missed all six of its attempts. That marks the first time an Iowa opponent did not make at least one three-point basket since early in the 2001-02 season, when Iowa State missed all eight of its three-point attempts in a 78-53 loss to Iowa in Ames.
- As a team, Iowa set two Gazette Hawkeye Challenge tournament records and tied a third, in a win over UNC Greensboro. The Hawkeyes set a tournament record and tied their own school record with 12 blocked shots. That record was set earlier this season in a loss to North Carolina. Iowa also shot 57.9% (11-19) from three-point range to set a tournament record and the 11 three-point field goals tied a tournament mark.
- Iowa is 12-1 when scoring between 70-89 points and 7-0 when holding its opponent to less than 60 points.
- Iowa is 12-3 when collecting more assists than the opponent, 12-3 when having fewer turnovers and 10-3 when collecting most steals than the opponent.
- Iowa has had four players or more score in double figures in 13 of 24 games, with a season-best six players in the win over Western Illinois. Iowa is 1-0 when six players score in double figures, 1-0 when five players score 10 points or more, 8-3 when four reach double figures, 4-4 with three in double figures and 2-1 when two are in double figures.
- Iowa has four players averaging between 13.3 and 17.8 points per game and four players averaging between 4.5 and 8.0 rebounds per outing.
- Iowa is 13-1 when leading at halftime, 3-6 when trailing at intermission and 0-1 when tied at halftime.
- Iowa is 9-5 when controlling the opening tip and 7-3 when not controlling the tip.
- Iowa is 8-5 in games decided by 10 points or less, including 0-2 in overtime.
- Under Steve Alford, Iowa is 32-6 when shooting at least 50% from the field, including 7-1 this season.

- North Carolina, Northern Iowa and Northwestern (second meeting) are the only Iowa opponents to shoot at least 50% from the field this season, and Iowa is 2-1 in those games. Last season, Iowa was 0-5 when its opponent shot at least 50% from the field.

NO THREE-POINTERS

Since the three-point shot became part of the college game, Iowa has played 14 games in which it has failed to make a three-point attempt. Iowa had made at least one three-point basket in 53 straight games before missing all five attempts in a 71-61 home win over Purdue last season. The five three-point attempts are the fewest attempted by a Steve Alford team at Iowa.

Following is a list of those games, in which Iowa has posted an 11-3 record. During the 1982-83 season, when the three-point shot was first added, the number of three-point attempts in some games is unavailable.

Date	Opponent	3-pt.	Result
1/7/04	Purdue	0-5	W, 71-61
2/13/02	Penn State	0-9	L, 65-71
12/8/92	Northern Iowa	0-5	W, 64-44
12/6/91	Army	0-8	W, 74-39
12/12/88	Jackson State	0-3	W, 86-71
12/19/87	Iowa State	0-7	L, 100-102
2/10/83	Purdue	0-1	W, 55-46
12/29/82	Seton Hall	0	W, 85-63
12/28/82	James Madison	0	W, 55-47
12/18/82	UCLA	0	L, 66-75
12/11/82	Southern Cal	0	W, 66-55
12/8/82	Marquette	0	W, 87-66
12/3/82	Navy	0	W, 76-65
11/27/82	Brigham Young	0	W, 91-80

CAPTAINS NAMED FOR 2005

Iowa's captains are juniors Greg Brunner and Jeff Horner. Brunner, a native of Charles City, started 26 of 29 games last season. His 8.2 rebounds per game were a team best and ranked second in the Big Ten. Horner, a Mason City native, has started 79 of 80 career games over the past three seasons. He led the team in assists in each of the last two seasons while also averaging 13 points and 5.3 rebounds a year ago.

THE RETURNING CAST

Iowa returns three starters and six lettermen from 2004. Those six returning lettermen last season scored over 1,200 points and totaled over 600 rebounds. The six players, in 2004, scored 60.1% of Iowa's points, had 56.9% of the rebounds, 67.5% of the assists, 64.4% of the blocked shots and 45.2% of the steals.

In 29 games, a sophomore led Iowa in scoring 26 times and a sophomore was the top rebounder in 22 games. The Hawkeyes return their statistical leader from last season in all categories, with the exception of steals (Brody Boyd).

The 13-man squad includes one senior, five juniors, three sophomores and four freshmen. The roster includes nine Iowans, plus one player from California, Indiana, Ohio and Texas.

NEWCOMERS GAIN ATTENTION

Iowa's class of newcomers includes seven players. That list includes juniors Doug Thomas and Justin Wieck, sophomore Adam Haluska and freshmen J.R. Angle, Seth Gorney, Carlton Reed and Alex Thompson.

The group is ranked the second best incoming class in the Big Ten and 20th in the nation by Hoop Scoop in the June issue of *Basketball Times*.

Street and Smith's ranks the group as the top incoming class in the Big Ten and names Thompson on the all-Midwest team on its list of Top 10 Freshman.

Lindy's rates the incoming class as 14th best nationally and lists Haluska fourth among its top 10 transfers.

Athlon Sport's also lists Haluska among the top transfers in the nation and rates the class fourth best in the Big Ten.

NOTES FROM A YEAR AGO

- Iowa is one of four Big Ten teams to post a winning season in each of the last four years, joining Illinois, Michigan State and Wisconsin. Iowa advanced to post-season play for the fourth straight season a year ago.
- Iowa's 9-7 Big Ten record earned a fourth place finish in the conference race, a feat that was accomplished despite the fact that Iowa lost an average of 30 points and 17 rebounds from the team that posted a 9-4 record through its first 13 games of the season.
- Iowa collected four Big Ten road wins in 2004 and seven in the last two seasons. In Big Ten play, only Illinois (six) and Michigan State (five) won more road games a year ago as Iowa won at Indiana, Purdue, Ohio State and Minnesota. The Hawkeyes won three road games in 2003. Under Steve Alford, Iowa has won at least three Big Ten road games in three of five seasons.
- Iowa ranked second in the Big Ten, for all games, in five statistical categories, including scoring offense, field goal defense, three-point field goal percentage, rebounding margin and assists per game.
- Iowa's single-game bests in 2003-04 included Pierre Pierce with 28 points vs. Michigan in the Big Ten Tournament. Greg Brunner had 14 rebounds in the double-overtime win at Indiana, a career-high. Jeff Horner had a then career-high nine assists in the win over Drake and Brody Boyd had seven steals in a win over Northern Illinois.

IOWA IN TOURNAMENT PLAY

Iowa has fared well while taking part in regular-season tournaments over the past 23 years. In that time Iowa has won the Great Alaska Shootout (1986-87), the Cal-Irvine Anteater Classic (1986-87), the Maui Classic (1987-88), the San Juan Thanksgiving Shootout (1992-93), the San Juan Christmas Shootout (1997-98), the Big Ten Conference Tournament in 2001 and its own invitational 22 times.

In addition, Iowa was runner-up in the 1985-86 Far West Classic, the 1987-88 All-College Tournament, the 1988-89 Chaminade Classic, the 1991-92 Tampa Tribune Holiday Invitational, the 1994-95 Rainbow Classic, the 1995-96 Great Alaska Shootout, the 1999-00 Coaches vs. Cancer Classic, the 2001-02 Guardians Classic, the 2002 Big Ten Conference Tournament and the 2004 Maui Invitational.

IOWA IN THE NCAA TOURNAMENT

Iowa made its 20th appearance in the NCAA Tournament in 2001, defeating Creighton 69-56 in the opening round of the East regional before falling to second-seeded Kentucky 92-79 in the second round. Iowa, which earned the Big Ten's automatic bid, was seeded seventh in the East.

The Hawkeyes hold an overall record of 27-22 in the tournament, advancing to the Final Four in 1955 (fourth), 1956 (second) and 1980 (fourth). Iowa has advanced to at least the second round in its last 10 tournament appearances, last losing in the first round in 1986. Iowa reached the regional championship in 1987 and lost in the regional semi-final in 1988 and 1999.

INFORMATION ON THE WEB

Iowa basketball information is available on the University of Iowa's website, hawkeyesports.com. Once you have entered the website, you may obtain game notes, game stories and box scores from all games throughout the season, plus team and individual cumulative stats. Members of the media who wish to have this information forwarded via e-mail throughout the season may do so by contacting the Iowa Sports Information office with your e-mail address.

IOWA PHOTOS AVAILABLE

Up-to-date head shots of all Iowa players and coaches, plus a 2004-05 team photo, are available on the internet at pics.hawkeyebasketball.com. Contact the Iowa Sports Information office if you are in need of additional photos.

HIGH SPEED CONNECTIONS

For members of the media who cover Iowa home games on a regular basis, high speed connections are available in Carver-Hawkeye Arena. The cost is \$150 per data port for the entire season, or \$25 per game. If you are interested, or need further information, contact Liz Knight at the University of Iowa ITS office at (319) 335-2920.

WEEKLY NEWS CONFERENCES

Following is a list of dates for basketball press conferences with Coach Steve Alford. They are held in the Press Room at Carver-Hawkeye Arena, beginning at 11:30 a.m. Players are available for interviews at approximately noon, following the sessions with Coach Alford. Daily practice begins at 12:30 p.m. Here are the news conference dates:

February Mon, 21st Mon, 28th
March Mon, 7th

IN-SEASON TELE-CONFERENCES

Following is a list of tele-conference dates with Coach Steve Alford. Each call will begin at 10:30 a.m. CT. If you are interested in joining any of the tele-conferences, please contact the Iowa Sports Information Office for details. Here are the tele-conference dates:

February Fri, 18th Fri, 25th

BIG TEN TELECONFERENCES

The Big Ten Conference office has scheduled tele-conferences with men's basketball coaches each week during the Big Ten portion of the 2004-05 season. The tele-conferences are held each Monday from 9-11 a.m. CT and are scheduled through March 7. The weekly calls begin Monday, Jan. 3. The calls will be available for play-back for 24 hours. Contact the Big Ten office or the Iowa Sports Information office for the tele-conference and play-back phone numbers. Following is the coaches order of appearance:

9:00	Mike Davis, Indiana	10:00	Tom Izzo, Michigan State
9:10	Steve Alford, Iowa	10:10	Bo Ryan, Wisconsin
9:20	Dan Monson, Minnesota	10:20	Tommy Amaker, Michigan
9:30	Bill Carmody, Northwestern	10:30	Thad Matta, Ohio State
9:40	Ed DeChellis, Penn State	10:40	Bruce Weber, Illinois
9:50	Gene Keady, Purdue	10:50	Player of the Week

HALK TALK WITH STEVE ALFORD

Fans of the University of Iowa basketball program may join Iowa Coach Steve Alford and radio announcer Gary Dolphin each week during the season for the "Hawk Talk with Steve Alford" radio call-in show. The show takes place each week at Carlos O'Kelly's Mexican Café in Iowa City. The show airs from 6-7:30 p.m. on the following dates: Feb. 21, 28; and Mar. 7.

HIGHLIGHTS AND SOUND BITES ON SATELLITE

Sound bites with coaches and athletes from Iowa's winter sports teams are available each week throughout the winter. The video sound bites are available from 3:30-3:45 p.m. CT and include all winter sports, including men's and women's basketball and wrestling. The satellite coordinates are ANIK F1, C-6 (c-band). The highlights will be available each Wednesday from Jan. 5 through March 16.

IOWA ON THE TUBE

Every Iowa game throughout the 2004-05 will be televised. Iowa appeared on national cable television (ESPN and ESPN2) in three games in the Maui Invitational and in games vs. Texas Tech (ESPN2) and at Illinois (ESPN). Iowa games not selected for national coverage will be televised regionally by ESPN Plus, while several conference games are scheduled to be carried throughout the Big Ten Conference viewing area as part of the Big Ten regional network agreement with ESPN Plus.



HY-VEE CY-HAWK SERIES

Iowa leads the inaugural Hy-Vee Cy-Hawk Series 9-6. Iowa recorded a 17-10 football victory, an 89-80 win in women's basketball, a 214-85 win in women's swimming and diving and a 70-63 win in men's basketball. Iowa State has posted a 6-1 women's soccer victory, a 19-16 wrestling victory and a 195.575-192.4 win in women's gymnastics.

A point system tracks each institution's performance and will culminate in one institution winning the annual trophy for the Hy-Vee Cy-Hawk Series. Intercollegiate athletic teams from Iowa and Iowa State will square off in head-to-head competition nine different times during the 2004-05 academic year. The competition this year is in men's basketball, women's basketball, wrestling, women's gymnastics, women's soccer, softball and women's swimming and diving. Additional points will be available for each school to secure based on successful performance in the classroom by its student-athletes. Listed below are the remaining events:

Feb. 19	W. Gymnastics	2 points
Apr. 19	Softball	2 points

Two points for an institution if the student-athlete graduation rate for all student-athletes is greater than the national average for all student-athletes.


AFTER THIS

Iowa visits Minnesota Wednesday, Feb. 23 (7:05 p.m.) and travels to Penn State Saturday, Feb. 26 (11:17 a.m. CT).

Iowa's final contest of the regular season, at Michigan, has been set for 11:17 a.m. CT Saturday, March 5.

4 - - J.R. Angle, G, 6-7, 205, Fr., Franklin, IN (Indian Creek HS)

- Two points and two rebounds in win vs. Centenary
- Two rebounds in win at Drake
- Three points vs. North Carolina
- Three points and one rebound in win over Western Illinois
- Three points and two rebounds in exhibition win over Upper Iowa
- Seven Rebounds and three assists in Blowout
- Two-time Johnson County Player of the Year and two-time NIKE all-American
- Two-time participant in USA Basketball Youth Development Festival
- Three-time all-state selection
- Averaged 27.3 points, 11.5 rebounds and 3.5 assists as a senior



Angle, Game-by-Game

Opp.	S	FG	3-PT	FT	O-D/RE	PF	TP	A	T	B	S	M
Western IL	N	1-2	1-2	0-0	0-1-1	0	3	0	0	0	0	1
Louisville (n)					DNP							
Texas (n)					DNP							
N. Car. (n)	N	1-1	1-1	0-0	0-0-0	0	3	0	0	0	0	2
at Drake	N	0-0	0-0	0-0	1-1-2	0	0	0	0	0	0	3
Centenary	N	1-2	0-1	0-0	0-2-2	1	2	1	1	0	0	5
UNC Greens.	N	0-2	0-1	0-0	0-0-0	0	0	0	1	0	0	2
Northern IA					DNP							
IA State					DNP							
W. Carolina	N	0-1	0-0	0-0	0-0-0	0	0	0	2	0	0	2
TX Tech (n)	N	0-0	0-0	0-0	0-0-0	0	0	0	1	0	0	1
Air Force					DNP							
Saint Louis					DNP							
Michigan					DNP							
at Ohio St.					DNP							
Minnesota					DNP							
at Illinois					DNP							
Purdue					DNP							
at N'western					DNP							
Indiana					DNP							
Mich. State					DNP							
at Wisconsin					DNP							
N'western	N	0-0	0-0	0-0	0-0-0	0	0	0	0	0	0	1
at Purdue					DNP							
Illinois												
at Minnesota												
at Penn State												
Ohio State												
at Michigan												

Career Bests


- Points:** 3, twice, last vs. North Carolina, 11/24/04
Rebounds: 2, twice, last vs. Centenary, 12/3/04
FGM: 1, twice, last vs. Centenary, 12/3/04
FGA: 2, twice, last vs. Centenary, 12/3/04
FTM:
FTA:
Assists: 1, vs. Centenary, 12/3/04
Steals:
Blocks:
Minutes: 5, vs. Centenary, 12/3/04

Career Statistics

YEAR	G/GS	FG-A	PCT	3-PT	PCT	FT-A	PCT	O-D-RB	AVG	PF-DI	AS	TO	BK	ST	PTS	AVG
Fresh.	8/0	3-8	.375	2-5	.400	0-0	.000	1-4-5	0.6	1-0	1	5	0	0	8	1.0

**15 - - Jack Brownlee, G, 6-0, 165, Sr., Ft. Dodge, IA (Kirkwood, IA CC)*

- One rebound in win over Northwestern
- Three points in win vs. Centenary
- One assist vs. North Carolina
- Two points and an assist in exhibition win over Upper Iowa
- Four points and three assists in Blow-out
- Two points and one assist in home win over Penn State
- One point, a steal and one assist vs. Ohio State
- Two points and an assist at Iowa State
- One rebound vs. UW-Green Bay
- Two rebounds vs. UNC-Asheville
- Averaged 12 points, five assists and three rebounds per game as a sophomore for a Kirkwood team that finished one game from advancing to the national tournament



Brownlee, Game-by-Game

Opp.	S	FG	3-PT	FT	O-D/RE	PF	TP	A	T	B	S	M
Western IL	N	0-0	0-0	0-0	0-0-0	0	0	0	1	0	1	3
Louisville (n)					DNP							
Texas (n)					DNP							
N. Car. (n)	N	0-2	0-2	0-0	0-0-0	0	0	1	0	0	0	2
at Drake					DNP							
Centenary	N	1-2	1-2	0-0	0-0-0	0	0	0	0	0	0	2
UNC Greens.	N	0-0	0-0	0-0	0-0-0	0	0	0	0	0	0	1
Northern IA					DNP							
IA State					DNP							
W. Carolina					DNP							
TX Tech (n)	N	0-0	0-0	0-0	0-0-0	0	0	0	0	0	0	1
Air Force					DNP							
Saint Louis					DNP							
Michigan					DNP							
at Ohio St.					DNP							
Minnesota					DNP							
at Illinois					DNP							
Purdue					DNP							
at N' western					DNP							
Indiana					DNP							
Mich. State					DNP							
at Wisconsin					DNP							
N' western	N	0-1	0-1	0-0	0-1-1	0	0	0	0	0	0	6
at Purdue					DNP							
Illinois												
at Minnesota												
at Penn State												
Ohio State												
at Michigan												

Career Bests


- Points:** 3, vs. Centenary, 12/3/04
Rebounds: 2, vs. UNC-Asheville, 11/23/03
FGM: 1, twice, last vs. Centenary, 12/3/04
FGA: 2, twice, last vs. Centenary, 12/3/04
FTM: 1, vs. Ohio State, 1/24/04
FTA: 2, vs. Ohio State, 1/24/04
Assists: 1, twice, last vs. Penn State, 1/31/04
Steals: 1, twice, last vs. Western Illinois, 11/19/04
Blocks:
Minutes: 6, vs. Northwestern, 2/12/05

Career Statistics

YEAR	G/GS	FG-A	PCT	3-PT	PCT	FT-A	PCT	O-D-RB	AVG	PF-DI	AS	TO	BK	ST	PTS	AVG
Jun.	12/0	2-6	.333	0-3	.000	1-2	.500	1-2-3	0.3	5-0	3	4	0	1	5	0.4
Sen.	6/0	1-5	.200	1-5	.200	0-0	.000	0-1-1	0.2	0-0	1	1	0	1	3	0.5
Career	18/0	3-11	.273	1-8	.125	1-2	.500	1-3-4	0.2	5-0	4	5	0	2	8	0.4

****44 - - Greg Brunner, F, 6-7, 245, Jr., Charles City, IA (Charles City HS)**

- 19 points and 10 rebounds at Purdue
- Named Big Ten Player of the Week for his efforts vs. Wisconsin and Northwestern
- Ranks 10th in career blocked shots with 77
- 16 points, four rebounds, three steals and two blocks in win over Northwestern
- 27 points and seven rebounds at Wisconsin
- 16 points, seven rebounds and two steals vs. Michigan State
- 13 points, nine rebounds, three assists and three steals vs. Indiana
- Career-high 28 points at Northwestern
- 14 points and 11 rebounds in win over Purdue
- 16 points, 11 rebounds, two blocks and two assists at Illinois
- 13 points, 11 rebounds and three assists in win vs. Minnesota
- 14 points, 11 rebounds and four assists at Ohio State
- 14 points and eight rebounds vs. Michigan
- 10 points and 11 rebounds in win over Saint Louis
- 17 points and nine rebounds in win vs. Air Force
- Nine points and eight rebounds in win over Texas Tech
- 11 points, 11 rebounds and five assists in win over W. Carolina
- 11 points, 13 rebounds and three assists in win over IA State
- 23 points and four rebounds in win over Northern Iowa
- 12 points and nine rebounds in win over UNC Greensboro
- 14 points, six rebounds and two blocked shots vs. Centenary
- 12 points and four assists vs. North Carolina
- 17 points, eight rebounds and four assists in win over Texas
- 13 points, 10 rebounds and three assists in win over Louisville



Brunner, Game-by-Game

Opp.	S	FG	3-PT	FT	O-D/RE	PF	TP	A	T	B	S	M
Western IL	Y	4-6	0-0	2-2	2-2-4	3	10	1	1	0	0	27
Louisville (n)	Y	5-8	0-1	3-4	2-8-10	5	13	3	1	0	2	30
Texas (n)	Y	5-12	0-2	7-9	3-5-8	4	17	4	3	0	1	34
N. Car. (n)	Y	5-8	0-0	2-2	0-2-2	3	12	4	2	3	1	21
at Drake	Y	3-7	0-1	2-3	3-1-4	5	8	1	3	2	1	28
Centenary	Y	6-7	0-0	2-4	2-4-6	1	14	1	1	2	1	21
UNC-Greens.	Y	5-8	0-0	2-2	3-6-9	2	12	3	4	3	1	31
Northern IA	Y	10-13	2-3	1-3	2-2-4	3	23	2	5	0	2	33
IA State	Y	3-10	0-2	5-8	4-9-13	2	11	3	1	0	3	35
W. Carolina	Y	3-8	0-1	5-8	3-8-11	3	11	5	2	2	2	30
TX Tech (n)	Y	3-8	0-0	3-4	2-6-8	3	9	0	2	1	0	22
Air Force	Y	7-12	0-0	3-4	3-6-9	1	17	1	3	0	0	33
Saint Louis	Y	3-5	1-2	3-4	2-9-11	3	10	2	2	1	0	31
Michigan	Y	4-12	0-1	6-9	4-4-8	3	14	0	2	0	1	31
at Ohio St.	Y	5-6	0-0	4-4	1-10-11	5	14	4	2	0	0	33
Minnesota	Y	4-10	2-4	3-4	1-10-11	2	13	3	4	1	2	36
at Illinois	Y	6-12	0-1	4-5	3-8-11	2	16	2	2	2	1	39
Purdue	Y	4-10	1-2	5-7	5-6-11	3	14	1	2	0	1	31
at N'western	Y	11-17	0-2	6-8	1-3-4	4	28	0	3	3	1	44
Indiana	N	5-9	1-2	2-5	1-8-9	2	13	3	4	1	3	31
Mich. State	Y	5-9	0-0	6-7	2-5-7	5	16	1	1	0	2	23
at Wisconsin	Y	12-21	2-5	1-2	3-4-7	4	27	1	0	1	1	37
N'western	Y	6-13	3-4	1-1	2-2-4	4	16	1	1	2	3	36
at Purdue	Y	7-13	0-1	5-9	4-6-10	2	19	1	1	1	0	38
Illinois												
at Minnesota												
at Penn State												
Ohio State												
at Michigan												

Career Bests


- Points:** 28, vs. Northwestern, 1/26/05
Rebounds: 14, at Indiana, 2/7/04
FGM: 12, at Wisconsin, 2/9/05
FGA: 21, at Wisconsin, 2/9/05
FTM: 7, vs. Texas, 11/23/04
FTA: 9, twice, last at Purdue, 2/16/05
Assists: 5, twice, last vs. W. Carolina, 12/18/04
Steals: 3, three times, last vs. Northwestern, 2/12/05
Blocks: 4, vs. Michigan, 3/12/04
Minutes: 45, at Indiana, 2/7/04

Career Statistics

YEAR	G/GS	FG-A	PCT	3-PT	PCT	FT-A	PCT	O-D-RB	AVG	PF-DI	AS	TO	BK	ST	PTS	AVG
Fresh.	31/23	91-173	.526	7-32	.219	45-77	.584	55-107-162	5.2	78-2	46	52	20	23	234	7.5
Soph.	29/26	123-224	.549	6-17	.353	64-115	.557	80-159-239	8.2	81-3	44	54	32	20	316	10.9
Jun.	24/23	131-244	.537	12-34	.353	83-118	.703	58-134-192	8.0	74-4	47	52	25	29	357	14.9
Career	84/72	345-641	.538	25-83	.301	192-310	.619	193-400-593	7.1	233-9	137	158	77	72	907	10.8

53 - - Seth Gorney, C, 7-0, 245, Fr., Vandalia, OH (Butler HS)

- Two points and three rebounds in win over Northwestern
- One rebound at Wisconsin
- One rebound in win over Purdue
- Career-high five rebounds in win vs. Minnesota
- One rebound at Ohio State
- Two rebounds in win over Texas Tech
- Recorded first career point and had two rebounds in win vs. Centenary
- Two rebounds and a blocked shot vs. North Carolina
- Collected one steal in win over Western Illinois
- Saw first action in exhibition win over Laval
- Suffered badly sprained ankle in pre-season practice and missed Blowout and first exhibition game
- Earned special mention all-state honors as a senior
- Earned first team all-conference and all-Area recognition as a senior
- Averaged 21.4 points and 12 rebounds per game as a senior, shooting 75.3% from the field, in helping team post a 17-7 overall record



Gorney, Game-by-Game

Opp.	S	FG	3-PT	FT	O-D/RE	PF	TP	A	T	B	S	M
Western IL	N	0-0	0-0	0-0	0-1-1	0	0	0	1	0	1	3
Louisville (n)					DNP							
Texas (n)					DNP							
N. Car.(n)	N	0-0	0-0	0-0	1-1-2	2	0	0	1	1	0	5
at Drake	N	0-0	0-0	0-0	0-0-0	0	0	0	0	0	0	4
Centenary	N	0-0	0-0	1-2	1-1-2	2	1	1	0	0	1	8
UNC Greens.	N	0-0	0-0	0-0	0-0-0	0	0	0	0	0	0	2
Northern IA					DNP							
IA State					DNP							
W. Carolina	N	0-0	0-0	0-0	1-0-1	0	0	0	1	0	0	6
TX Tech (n)	N	0-0	0-0	0-0	0-2-2	1	0	0	0	0	0	2
Air Force					DNP							
Saint Louis					DNP							
Michigan					DNP							
at Ohio St.	N	0-1	0-0	0-0	1-0-1	0	0	0	0	0	0	2
Minnesota	N	0-0	0-0	0-0	1-4-5	0	0	0	0	0	1	11
at Illinois					DNP							
Purdue	N	0-1	0-0	0-0	0-1-1	1	0	0	0	0	0	5
at N'western					DNP							
Indiana					DNP							
Mich. State	N	0-0	0-0	0-0	0-0-0	1	0	0	0	0	0	4
at Wisconsin	N	0-0	0-0	0-1	0-1-1	0	0	0	0	0	0	3
N'western	N	1-1	0-0	0-0	0-3-3	1	2	0	1	0	1	7
at Purdue	N	0-0	0-0	0-0	0-0-0	0	0	0	0	0	0	1
Illinois												
at Minnesota												
at Penn State												
Ohio State												
at Michigan												

Career Bests


- Points:** 2, vs Northwestern, 2/15/05
Rebounds: 5, vs. Minnesota, 1/15/05
FGM: 1, vs. Northwestern, 2/15/05
FGA: 1, twice, last vs. Northwestern, 2/15/05
FTM: 1, vs. Centenary, 12/3/04
FTA: 2, vs. Centenary, 12/3/04
Assists: 1, vs. Centenary, 12/3/04
Steals: 1, four times, last vs. Northwestern, 2/15/05
Blocks: 1, vs. North Carolina, 11/24/04
Minutes: 11, vs. Minnesota, 1/15/05

Career Statistics

YEAR	G/GS	FG-A	PCT	3-PT	PCT	FT-A	PCT	O-D-RB	AVG	PF-DI	AS	TO	BK	ST	PTS	AVG
Fresh.	14/0	1-3	.333	0-0	.000	1-3	.333	5-14-19	1.4	9-0	1	4	1	4	3	0.2

1 - - Adam Haluska, G, 6-5, 210, So., Carroll, IA (Carroll HS)

- Named to CoSIDA District VII academic all-America team
- 12 points and five rebounds at Purdue
- 20 points, eight rebounds and a career high five assists and four steals in win over Northwestern
- 16 points at Wisconsin
- Career-high 24 points and six rebounds vs. Michigan State
- Five points and three rebounds in win vs. Indiana
- 12 points and two assists at Northwestern
- Nine points and five rebounds in win vs. Purdue
- 12 points, six rebounds and two steals at Illinois
- 15 points and two steals in win vs. Minnesota
- 14 points, three rebounds and two steals in win vs. Michigan
- 13 points and four rebounds in win over Saint Louis
- 14 points and four rebounds in win vs. Air Force
- Matched career-high with 21 points vs. Texas Tech and added six rebounds
- 10 points, six rebounds and three asists vs. Western Carolina
- 20 points and three rebounds in win over Iowa State
- 17 points and five rebounds in win over UNC Greensboro
- Career-high 21 points, along with eight rebounds, vs. Drake
- 19 points (11-13 FTs) and two steals vs. North Carolina
- 14 points and three rebounds in win over Louisville
- Five rebounds and two steals in win over Texas
- 14 points and two assists in win over Western Illinois



Haluska, Game-by-Game

Opp.	S	FG	3-PT	FT	O-D/RE	PF	TP	A	T	B	S	M
Western IL	Y	5-9	2-5	2-2	0-1-1	2	14	2	1	0	1	27
Louisville (n)	Y	3-8	1-3	7-9	0-3-3	3	14	0	3	0	0	31
Texas (n)	Y	1-5	0-3	0-0	0-5-5	2	2	0	0	0	2	25
N. Car. (n)	Y	3-7	2-5	11-13	0-3-3	2	19	1	2	0	2	27
at Drake	Y	5-10	2-5	9-10	0-8-8	0	21	2	0	0	2	38
Centenary	Y	3-9	2-6	0-0	1-1-2	2	8	1	1	0	0	18
UNC-Greens.	Y	7-11	3-5	0-0	1-4-5	1	17	2	4	1	1	27
Northern IA	Y	2-4	1-2	0-1	0-0-0	1	5	4	0	0	0	28
IA State	Y	7-13	4-8	2-2	0-3-3	5	20	2	0	0	0	32
W. Carolina	Y	3-8	2-6	2-4	1-5-6	1	10	3	1	0	0	28
TX Tech (n)	Y	7-9	3-3	4-5	0-6-6	2	21	2	0	0	2	22
Air Force	Y	4-6	2-4	4-4	0-4-4	1	14	1	1	1	1	26
Saint Louis	Y	5-7	2-4	1-2	0-4-4	0	13	0	1	1	0	29
Michigan	Y	4-9	1-4	5-5	2-1-3	4	14	0	0	0	2	36
at Ohio St.	Y	1-4	1-3	0-0	0-0-0	2	3	0	3	0	0	15
Minnesota	Y	3-12	1-7	8-10	0-1-1	4	15	1	1	1	2	32
at Illinois	Y	5-12	2-4	0-2	0-6-6	5	12	0	2	0	2	27
Purdue	Y	3-8	1-4	2-2	2-3-5	4	9	0	2	0	0	21
at N'western	Y	3-6	3-4	3-4	2-0-2	4	12	2	1	0	1	31
Indiana	Y	1-5	1-3	2-2	1-2-3	3	5	1	2	0	0	20
Mich. State	Y	7-16	1-7	9-11	3-3-6	2	24	1	0	1	0	35
at Wisconsin	Y	5-11	1-5	5-7	0-1-1	4	16	1	0	0	0	35
N'western	Y	7-14	4-6	2-3	0-8-8	0	20	5	1	0	4	36
at Purdue	Y	4-9	2-4	2-2	1-4-5	1	12	0	4	0	0	35
Illinois												
at Minnesota												
at Penn State												
Ohio State												
at Michigan												

Career Bests


- Points:** 24 vs. Michigan State, 2/5/05
- Rebounds:** 11 vs. Arkansas-Pine Bluff, 12/8/02
- FGM:** 8 vs. Binghamton, 12/8/02
- FGA:** 16 vs. Michigan State, 2/5/05
- FTM:** 11 vs. North Carolina, 11/24/04
- FTA:** 13 vs. North Carolina, 11/24/04
- Assists:** 5 vs. Northwestern, 2/15/05
- Steals:** 4 vs. Northwestern, 2/15/05
- Blocks:** 2, twice, last vs. Wichita State, 3/19/03
- Minutes:** 40 vs. Kansas State, 2/22/03

Career Statistics

YEAR	G/GS	FG-A	PCT	3-PT	PCT	FT-A	PCT	O-D-RB	AVG	PF-DI	AS	TO	BK	ST	PTS	AVG
Fresh.	31/31	103-259	.398	40-119	.336	38-50	.760	21-91-112	3.6	83-2	30	39	13	23	284	9.2
Soph.	24/24	98-212	.462	44-110	.400	80-100	.800	14-76-90	3.8	55-2	31	30	5	22	320	13.3
Career	55/55	201-471	.427	84-229	.367	118-150	.787	35-167-202	3.7	138-4	61	69	18	45	604	11.0

*34 - - Erek Hansen, C, 6-11, 210, Jr., Bedford, TX (Kirkwood, IA CC)

- Two points and three rebounds at Purdue
- Four rebounds, two assists and two blocks at Wisconsin
- Four points and two steals vs. Michigan State
- One rebound, two assists and three blocks in win vs. Indiana
- Six points, one rebound and three blocks in win over Purdue
- Four points, three rebounds and three blocks at Illinois
- Three blocks and two assists in win over Minnesota
- Two points, three rebounds and six blocked shots vs. Michigan
- Two points, five rebounds and tied a career-high with seven blocked shots in win over Saint Louis
- Seven points and two rebounds in win vs. Air Force
- Nine points, six rebounds and six blocked shots in win over Texas Tech
- 10 points and four rebounds in win over Western Carolina
- Eight points, three rebounds and a career-high seven blocked shots in win over Iowa State
- Career-high 14 points and three rebounds vs. Northern Iowa
- Eight points and five blocked shots vs. UNC Greensboro
- Missed win at Drake due to injury suffered in practice
- Five blocked shots vs. North Carolina, while scoring eight points
- 11 points, six rebounds and four blocked shots in win over Texas
- Seven points, six rebounds and five blocked shots in win over Louisville
- 13 points, two rebounds and two blocks vs. Western Illinois



Hansen, Game-by-Game

Opp.	S	FG	3-PT	FT	O-D/RE	PF	TP	A	T	B	S	M
Western IL	Y	4-8	1-1	4-4	1-1-2	1	13	0	1	2	0	22
Louisville (n)	Y	3-6	0-0	1-3	2-4-6	2	7	1	3	5	0	22
Texas (n)	Y	4-10	0-1	3-4	3-3-6	3	11	0	3	4	0	29
N. Car.(n)	Y	4-5	0-0	0-0	1-0-1	5	8	0	1	5	1	15
at Drake					INJ							
Centenary	Y	2-4	0-0	1-2	0-1-1	2	5	1	1	2	0	19
UNC Greens.	Y	3-7	0-0	2-3	2-0-2	3	8	0	1	5	0	23
Northern IA	Y	6-9	1-2	1-2	1-2-3	3	14	2	0	2	0	30
IA State	Y	3-8	0-0	2-2	2-1-3	3	8	0	1	7	0	28
W. Carolina	Y	5-10	0-0	0-0	2-2-4	4	10	0	2	2	1	19
TX Tech (n)	Y	3-7	1-1	2-4	6-0-6	4	9	1	4	6	0	29
Air Force	Y	2-2	0-0	3-3	0-2-2	1	7	0	1	0	0	26
Saint Louis	Y	1-5	0-1	0-0	1-4-5	2	2	1	1	7	1	32
Michigan	Y	1-5	0-0	0-0	2-1-3	3	2	2	1	6	1	32
at Ohio St.	Y	0-3	0-0	0-0	1-1-2	4	0	0	0	1	0	13
Minnesota	Y	0-2	0-0	0-0	0-1-1	5	0	2	0	3	0	14
at Illinois	Y	2-6	0-0	0-0	2-1-3	5	4	0	1	3	0	26
Purdue	Y	3-5	0-0	0-0	1-0-1	3	6	1	1	3	1	17
at N'western	Y	0-0	0-0	2-2	1-1-2	2	2	0	1	1	1	17
Indiana	N	0-0	0-0	0-0	0-1-1	4	0	2	0	3	1	14
Mich. State	Y	0-2	0-0	4-4	0-0-0	5	4	0	1	1	2	14
at Wisconsin	Y	0-1	0-0	0-2	3-1-4	5	0	2	2	2	1	17
N'western	N	0-0	0-0	0-0	1-0-1	3	0	0	1	0	0	6
at Purdue	N	1-3	0-0	0-0	1-2-3	4	2	0	0	0	0	14
Illinois												
at Minnesota												
at Penn State												
Ohio State												
at Michigan												

Career Bests

- Points:** 14, vs. Northern Iowa, 12/7/04
Rebounds: 7, at Northwestern, 3/3/04
FGM: 6, vs. Northern Iowa, 12/7/04
FGA: 10, twice, last vs. W. Carolina, 12/18/04
FTM: 4, twice, last vs. Michigan State, 2/5/05
FTA: 4, four times, last vs. Michigan State, 2/5/05
Assists: 2, six times, last vs. Wisconsin, 2/9/05
Steals: 2, vs. Michigan State, 2/5/05
Blocks: 7, twice, last vs. Saint Louis, 12/31/04
Minutes: 30, vs. Northern Iowa, 12/7/04

Career Statistics

YEAR	G/GS	FG-A	PCT	3-PT	PCT	FT-A	PCT	O-D-RB	AVG	PF-DI	AS	TO	BK	ST	PTS	AVG
Soph.	22/0	22-53	.415	0-0	.000	2-8	.250	18-28-46	2.1	43-1	7	16	40	2	46	2.1
Jun.	23/20	47-108	.435	3-6	.500	25-35	.714	33-29-62	2.7	76-5	15	27	70	10	122	5.3
Career	45/20	69-161	.429	3-6	.500	27-43	.628	51-57-108	2.4	119-6	22	43	110	12	168	3.7

***35 - - Mike Henderson, G, 6-2, 190, So., Waterloo, IA (East HS)**

- Career high 11 points at Purdue
- Eight points, five rebounds and two assists in win over Northwestern
- Four points, five rebounds and two assists at Wisconsin
- Two points, four rebounds and two assists vs. Michigan State
- Two points, one assist and one steal in win vs. Indiana
- First career start against Indiana
- Two points, two assists and two steals in win over Purdue
- Four points and two rebounds in win vs. Minnesota
- Two points and one steal in win vs. Air Force
- Eight points and three rebounds in win over Texas Tech
- Five points, three assists and two rebounds vs. Western Carolina
- Two points in win over Iowa State
- Two points, three rebounds and three assists in win over Northern Iowa
- Five points in win over UNC Greensboro
- Matched career-high with eight points and had four rebounds in win vs. Centenary
- Matched career-high with eight points in win at Drake
- Four points and one steal vs. North Carolina
- Six points and three assists in win over Louisville
- Five points and three rebounds in win over Western Illinois



Henderson, Game-by-Game

Opp.	S	FG	3-PT	FT	O-D/RE	PF	TP	A	T	B	S	M
Western IL	N	2-5	1-2	0-0	1-2-3	2	5	1	3	0	0	14
Louisville (n)	N	1-3	0-0	4-6	1-1-2	2	6	3	0	0	1	19
Texas (n)	N	0-2	0-1	2-2	0-1-1	0	2	0	1	0	1	19
N. Car. (n)	N	1-4	1-1	1-4	0-1-1	0	4	1	2	0	1	15
at Drake	N	3-3	0-0	2-2	0-1-1	4	8	0	2	0	1	14
Centenary	N	2-6	0-0	4-6	1-3-4	1	8	3	0	1	1	23
UNC Greens.	N	2-2	1-1	0-0	0-0-0	1	5	1	1	0	0	14
Northern IA	N	1-3	0-0	0-0	1-2-3	0	2	3	0	0	0	15
IA State	N	0-1	0-0	2-2	0-0-0	1	2	0	1	0	0	15
W. Carolina	N	1-4	0-1	3-4	0-2-2	1	5	3	2	0	0	19
TX Tech (n)	N	3-4	0-1	2-4	2-1-3	1	8	1	1	0	1	16
Air Force	N	1-1	0-0	0-2	0-0-0	2	2	1	2	0	1	14
Saint Louis	N	0-1	0-0	0-0	0-0-0	0	0	1	2	0	0	15
Michigan	N	0-1	0-0	0-0	0-0-0	2	0	0	1	0	0	6
at Ohio St.	N	0-3	0-0	0-0	0-1-1	3	0	0	1	0	0	20
Minnesota	N	2-3	0-0	0-0	0-2-2	1	4	1	1	0	1	8
at Illinois	N	0-0	0-0	0-0	0-0-0	2	0	0	1	0	1	11
Purdue	N	1-4	0-0	0-0	0-0-0	2	2	0	0	2	18	
at N'western	N	0-1	0-0	0-0	0-0-0	1	0	0	0	0	0	4
Indiana	Y	1-2	0-0	0-0	0-0-0	2	2	1	1	0	1	16
Mich. State	Y	0-6	0-0	2-4	2-2-4	1	2	2	0	0	0	33
at Wisconsin	Y	2-2	0-0	0-1	2-3-5	3	4	2	3	0	0	29
N'western	Y	4-10	0-3	0-0	2-3-5	1	8	2	5	0	0	31
at Purdue	Y	5-9	1-1	0-1	0-1-1	3	11	0	3	1	1	34
Illinois												
at Minnesota												
at Penn State												
Ohio State												
at Michigan												

Career Bests


Points: 11, at Purdue, 2/16/05
Rebounds: 5, twice, last vs. Northwestern, 2/12/05
FGM: 4, twice, last vs. Northwestern, 2/12/05
FGA: 10, vs. Northwestern, 2/12/05
FTM: 4 vs. Louisville, 11/22/04
FTA: 6, twice, last vs. Centenary, 12/3/04
Assists: 5 vs. UNC-Asheville, 11/23/03
Steals: 2, twice, last time vs. Purdue, 1/22/05
Blocks: 1 vs. Centenary, 12/3/04
Minutes: 33, vs. Michigan State, 2/5/05

Career Statistics

YEAR	G/GS	FG-A	PCT	3-PT	PCT	FT-A	PCT	O-D-RB	AVG	PF-DI	AS	TO	BK	ST	PTS	AVG
Fresh.	10/0	11-29	.379	0-1	.000	10-19	.526	4-14-18	1.8	11-0	13	8	0	6	32	3.2
Soph.	24/5	32-80	.400	4-11	.364	22-38	.579	12-26-38	1.6	36-0	28	33	2	13	90	3.8
Career	34/5	43-109	.394	4-12	.333	32-57	.561	16-40-56	1.6	47-0	41	41	2	19	122	3.6

****2 - - Jeff Horner, G, 6-3, 185, Jr., Mason City, IA (Mason City HS)**

- Collected 400th career rebound at Purdue
- 11 points, three rebounds and four assists at Purdue
- 11 points, six rebounds and four assists in win over Northwestern
- 19 points, five rebounds, four assists and two steals at Wisconsin
- 13 points, four rebounds and three assists vs. Michigan State
- 16 points, four rebounds and nine assists in win vs. Indiana
- 13 points, three rebounds and three assists vs. Purdue
- Nine points, six rebounds and four assists at Illinois
- 12 points, four rebounds and four assists vs. Minnesota
- 14 points, two rebounds and four assists vs. Michigan
- 12 points and six assists in win over Saint Louis
- Seven points and six assists in win over Texas Tech
- 20 points and 10 assists vs. Western Carolina
- 12 points, six rebounds and seven assists vs. Iowa State
- 16 points and nine rebounds in win over Northern Iowa
- Co-MVP of Iowa's Gazette Hawkeye Challenge
- 14 points and a career-high 11 assists vs. UNC Greensboro
- Nine points and seven assists in win over Centenary
- 21 points, eight rebounds, six assists and two steals vs. Drake
- Big Ten Player of the Week for his play in Maui Invitational
- Named to all-Tournament team at Maui Invitational
- Led Maui Invitational in scoring with 63 points in three games
- 18 points, nine rebounds and five assists vs. North Carolina
- Career-high 27 points in win over Texas, plus six assists
- 18 points, five rebounds, six assists and four steals in win over Louisville



Horner, Game-by-Game

Opp.	S	FG	3-PT	FT	O-D/RE	PF	TP	A	T	B	S	M
Western IL	Y	3-9	2-6	2-2	2-2-4	2	10	6	0	0	7	33
Louisville (n)	Y	5-9	3-6	5-8	2-3-5	2	18	6	3	0	4	39
Texas (n)	Y	8-15	6-10	5-6	2-2-4	3	27	6	2	0	1	39
N. Car.(n)	Y	6-8	6-7	0-0	0-9-9	1	18	5	5	0	2	34
at Drake	Y	6-13	3-8	6-8	1-7-8	4	21	6	3	0	2	37
Centenary	Y	3-5	0-1	3-3	0-4-4	1	9	7	2	0	2	31
UNC Greens.	Y	5-9	4-6	0-0	1-2-3	1	14	11	3	0	3	34
Northern IA	Y	5-12	4-8	2-2	0-9-9	1	16	3	1	0	1	36
IA State	Y	2-6	0-2	8-10	0-6-6	2	12	7	2	0	0	31
W. Carolina	Y	7-10	4-5	2-2	0-2-2	0	20	10	1	0	1	31
TX Tech (n)	Y	3-14	1-6	0-0	0-2-2	1	7	6	1	0	1	33
Air Force	Y	1-1	0-0	5-8	0-5-5	2	7	3	6	0	0	33
Saint Louis	Y	2-8	2-4	6-7	0-2-2	2	12	6	4	1	1	35
Michigan	Y	5-12	3-8	1-2	0-2-2	1	14	4	2	0	1	38
at Ohio St.	Y	3-8	1-3	2-2	0-4-4	2	9	2	4	0	1	37
Minnesota	Y	3-11	2-7	4-4	1-3-4	1	12	4	2	0	2	37
at Illinois	Y	3-8	2-6	0-0	0-6-6	3	9	4	5	0	1	42
Purdue	Y	4-7	1-3	4-6	3-0-3	0	13	3	1	0	3	34
at N'western	Y	2-9	2-7	1-5	0-4-4	3	7	6	0	0	1	40
Indiana	N	6-9	4-6	0-0	0-4-4	0	16	9	1	0	2	36
Mich. State	Y	2-12	1-7	8-8	0-4-4	4	13	3	1	0	1	38
at Wisconsin	Y	7-19	5-10	0-0	0-5-5	4	19	4	0	0	2	40
N'western	Y	4-8	2-5	1-3	0-6-6	1	11	4	6	0	1	37
at Purdue	Y	4-16	3-10	0-0	1-2-3	2	11	4	5	1	0	37
Illinois												
at Minnesota												
at Penn State												
Ohio State												
at Michigan												

Career Bests

- Points:** 27, vs. Texas, 11/23/04
- Rebounds:** 11, vs. Illinois, 1/15/03
- FGM:** 8, twice, last vs. Texas, 11/23/04
- FGA:** 19, at Wisconsin, 5/9/05
- FTM:** 10, at Minnesota, 1/13/04
- FTA:** 11, twice, last at Minnesota, 1/13/04
- Assists:** 11, vs. UNC Greensboro, 12/4/04
- Steals:** 7, vs. Western Illinois, 11/19/04
- Blocks:** 1, seven times, last at Purdue, 3/6/04
- Minutes:** 49, at Indiana, 2/7/04

Career Statistics

YEAR	G/GS	FG-A	PCT	3-PT	PCT	FT-A	PCT	O-D-RB	AVG	PF-DI	AS	TO	BK	ST	PTS	AVG
Fresh.	31/31	79-238	.332	41-148	.277	56-73	.767	22-115-137	4.4	64-0	140	77	5	40	255	8.2
Soph.	29/29	107-243	.440	65-153	.425	98-114	.860	16-139-155	5.3	58-1	123	75	3	38	377	13.0
Jun.	24/23	99-238	.416	62-141	.440	65-86	.756	13-95-108	4.5	43-0	129	60	2	38	325	13.5
Career	84/83	285-719	.396	168-442	.380	219-273	.802	51-349-400	4.8	165-1	392	212	10	116	957	11.4

25 - - Carlton Reed, G, 6-4, 180, Fr., Waterloo, IA (East HS)

- Four points and two rebounds at Purdue
- Two points and two assists in win over Northwestern
- Three points and two rebounds in win vs. Indiana
- First career start against Indiana
- Eight points and three rebounds at Northwestern
- Three points, two rebounds and a career-high five assists in win over Purdue
- Three points, one rebound and one assist at Illinois
- Four points, one rebound, one assist and one block at Ohio State
- Two rebounds in win over Saint Louis
- Three points and one rebound in win vs. Air Force
- Four points in win over Texas Tech
- Four points, three steals and two rebounds vs. Western Carolina
- Six points and three rebounds in win over UNC Greensboro
- Seven points in win vs. Centenary
- Career-high 14 points in win at Drake
- Five points, one assist and one steal vs. North Carolina
- Two points in win over Texas
- 11 points in exhibition win over Laval
- 10 points and four steals in exhibition win over Upper Iowa



Reed, Game-by-Game

Opp.	S	FG	3-PT	FT	O-D/RE	PF	TP	A	T	B	S	M
Western IL	N	0-2	0-2	0-0	0-1-1	0	0	1	0	0	0	8
Louisville (n)	N	0-0	0-0	0-0	1-0-1	0	0	0	0	0	0	4
Texas (n)	N	1-1	0-0	0-0	0-0-0	0	2	0	0	0	0	3
N. Car. (n)	N	1-2	1-2	2-2	0-0-0	1	5	1	0	0	1	13
at Drake	N	4-6	2-4	4-4	0-1-1	1	14	0	2	0	1	23
Centenary	N	2-4	1-1	2-2	0-1-1	0	7	0	0	0	0	18
UNC Greens.	N	2-4	2-2	0-2	0-3-3	1	6	0	2	0	0	11
Northern IA	N	0-0	0-0	0-0	0-0-0	1	0	0	0	0	0	5
IA State	N	0-1	0-1	0-0	0-0-0	1	0	1	0	0	0	5
W. Carolina	N	1-2	1-1	1-2	1-1-2	1	4	1	1	0	3	13
TX Tech (n)	N	1-3	0-2	2-2	0-1-1	0	4	1	0	0	0	13
Air Force	N	1-2	0-1	1-2	0-1-1	1	3	0	0	0	0	12
Saint Louis	N	0-0	0-0	0-0	0-2-2	0	0	0	1	0	0	9
Michigan	N	0-1	0-1	0-0	0-0-0	0	0	0	0	0	0	3
at Ohio St.	N	0-3	0-2	4-4	1-0-1	0	4	1	0	1	0	22
Minnesota	N	0-1	0-0	0-0	0-0-0	1	0	0	1	0	0	4
at Illinois	N	1-1	1-1	0-0	0-1-1	0	3	1	2	0	0	10
Purdue	N	1-3	1-3	0-0	0-2-2	0	3	5	0	0	1	18
at N'western	N	3-5	2-4	0-0	1-2-3	2	8	0	2	0	0	15
Indiana	Y	0-0	0-0	3-5	0-2-2	0	3	1	2	0	1	15
Mich. State	N	0-1	0-1	0-0	0-1-1	0	0	1	1	0	0	17
at Wisconsin	N	0-2	0-1	0-0	0-1-1	0	0	1	1	0	0	15
N'western	N	1-3	0-1	0-1	0-1-1	2	2	2	1	0	0	13
at Purdue	N	1-1	1-1	1-2	1-1-2	1	4	1	0	0	0	14
Illinois												
at Minnesota												
at Penn State												
Ohio State												
at Michigan												

Career Bests

Points: 14 at Drake, 11/30/04
Rebounds: 3, twice, last at Northwestern, 1/26/05
FGM: 4, at Drake, 11/30/04
FGA: 6, at Drake, 11/30/04
FTM: 4, at Drake, 11/30/04
FTA: 4, at Drake, 11/30/04
Assists: 5, vs. Purdue
Steals: 3, vs. Western Carolina, 12/18/04
Blocks: 1, at Ohio State, 1/8/05
Minutes: 23, at Drake, 11/30/04

Career Statistics

YEAR	G/GS	FG-A	PCT	3-PT	PCT	FT-A	PCT	O-D-RB	AVG	PF-DI	AS	TO	BK	ST	PTS	AVG
Fresh.	24/1	20-48	.417	12-31	.387	20-28	.714	5-22-27	1.1	13-0	18	16	1	7	72	3.0

23 - - Doug Thomas, F, 6-8, 245, Jr., Pasadena, CA (Southeastern, IA CC)

- Two points and five rebounds at Purdue
- Three points and two rebounds at Wisconsin
- Eight rebounds vs. Michigan State
- Eight points and one rebound in win vs. Indiana
- Tied career-best with 10 rebounds at Northwestern, and had two blocks
- Tied career-high with 14 points and added nine rebounds vs. Purdue
- Five rebounds and one assist at Illinois
- Four points and four rebounds in win vs. Minnesota
- Eight points, two rebounds and two steals at Ohio State
- Four points and two rebounds vs. Michigan
- Six points and three rebounds in win over Saint Louis
- Six points and six rebounds in win over Texas Tech
- Four points and a career-high 10 rebounds in win over UNC Greensboro
- Eight points and seven rebounds in win vs. Centenary
- Eight points and five rebounds vs. North Carolina
- Six rebounds and three points in win over Texas
- Three rebounds and two points in win over Louisville
- 14 points (4-4 FGs, 6-6 FTs) and nine rebounds in win over Western Illinois



Thomas, Game-by-Game

Opp.	S	FG	3-PT	FT	O-D/RE	PF	TP	A	T	B	S	M
Western IL	N	4-4	0-0	6-6	2-7-9	3	14	1	0	0	0	21
Louisville (n)	N	1-2	0-0	0-0	1-2-3	4	2	1	0	1	0	14
Texas (n)	N	0-1	0-0	3-6	3-3-6	4	3	0	0	1	0	14
N. Car. (n)	N	3-4	0-0	2-2	2-3-5	5	8	0	4	1	0	21
at Drake	Y	0-1	0-0	0-0	0-1-1	2	0	1	0	1	0	9
Centenary	N	3-5	0-0	2-3	2-5-7	1	8	0	0	0	1	15
UNC Greens.	N	1-2	0-0	2-2	3-7-10	2	4	1	2	1	1	17
Northern IA	N	1-4	0-0	0-0	1-2-3	3	2	0	0	0	0	17
IA State	N	1-1	0-0	0-1	0-1-1	2	2	0	1	0	0	16
W. Carolina	N	1-1	0-0	0-0	0-2-2	4	2	0	2	0	0	10
TX Tech (n)	N	3-6	0-0	0-0	4-2-6	4	6	1	2	1	1	14
Air Force	N	1-2	0-0	0-0	3-0-3	1	2	1	2	0	0	13
Saint Louis	N	1-1	0-0	4-4	0-3-3	3	6	0	0	1	0	13
Michigan	N	2-2	0-0	0-0	0-2-2	1	4	0	0	0	0	13
at Ohio St.	N	3-5	0-0	2-2	1-1-2	1	8	0	2	0	2	20
Minnesota	N	2-3	0-0	0-0	3-1-4	4	4	0	0	0	0	12
at Illinois	N	0-1	0-0	0-1	2-3-5	4	0	1	1	0	0	21
Purdue	N	7-13	0-0	0-2	4-5-9	3	14	0	0	0	1	18
at N'western	N	1-4	0-0	0-1	4-6-10	2	2	0	1	2	1	18
Indiana	Y	4-5	0-0	0-0	0-1-1	5	8	0	1	1	0	24
Mich. State	N	0-2	0-0	1-6	3-5-8	2	1	0	2	0	1	22
at Wisconsin	N	1-2	0-0	1-1	0-2-2	3	3	0	0	0	0	11
N'western					DNP							
at Purdue	N	0-2	0-0	2-2	2-3-5	4	2	1	0	0	1	12
Illinois												
at Minnesota												
at Penn State												
Ohio State												
at Michigan												

Career Bests

- Points:** 14, twice, last vs. Purdue, 1/22/05
- Rebounds:** 10, twice, last at Northwestern, 1/26/05
- FGM:** 7 vs. Purdue, 1/22/05
- FGA:** 13 vs. Purdue, 1/22/05
- FTM:** 6 vs. Western Illinois, 11/19/04
- FTA:** 6, twice, last vs. Texas, 11/23/04
- Assists:** 1, six times, last vs. Purdue, 2/16/05
- Steals:** 2 at Ohio State, 1/8/05
- Blocks:** 2 at Northwestern, 1/26/05
- Minutes:** 22 vs. Michigan State, 2/5/05

Career Statistics

YEAR	G/GS	FG-A	PCT	3-PT	PCT	FT-A	PCT	O-D-RB	AVG	PF-DI	AS	TO	BK	ST	PTS	AVG
Jun.	23/2	40-73	.548	0-0	.000	25-39	.641	40-67-107	4.7	67-2	8	20	10	9	105	4.6

5 - - Alex Thompson, F, 6-9, 215, Fr., Ames, IA (Ames HS)

- Two points and tied a career high with five rebounds at Purdue
- Five points, three rebounds, two assists and two blocked shots in career high 27 minutes vs. Northwestern
- Two rebounds at Wisconsin
- Four points and three rebounds vs. Michigan State
- One rebound and two assists in win vs. Indiana
- First career start against Indiana
- Three rebounds and three assists at Northwestern
- Two points and two rebounds in win over Purdue
- Two points and one rebound at Illinois
- Two points, one rebound and one block in win vs. Air Force
- Four points and five rebounds in win over Texas Tech
- Five points, three rebounds and one assist vs. Western Carolina
- Two rebounds in win over Iowa State
- Four points, three rebounds and career-high two blocked shots in win vs. Centenary
- Four points, three rebounds and a blocked shots in win at Drake
- One rebound and one steal vs. North Carolina



Thompson, Game-by-Game

Opp.	S	FG	3-PT	FT	O-D/RE	PF	TP	A	T	B	S	M
Western IL	N	0-1	0-0	0-0	0-0-0	1	0	1	0	0	1	8
Louisville (n)	N	0-0	0-0	0-0	0-0-0	3	0	0	1	0	0	3
Texas (n)	N	0-2	0-0	0-0	1-0-1	1	0	0	0	0	0	7
N. Car. (n)	N	0-1	0-0	0-1	1-0-1	2	0	0	0	0	1	15
at Drake	N	2-4	0-0	0-0	0-3-3	1	4	0	1	1	0	13
Centenary	N	2-3	0-0	0-0	1-2-3	0	4	1	0	2	1	16
UNC Greens.	N	0-1	0-0	0-0	0-0-0	0	0	1	0	0	0	7
Northern IA					DNP							
IA State	N	0-2	0-0	0-0	2-0-2	0	0	0	0	0	0	1
W. Carolina	N	2-5	0-0	1-3	2-1-3	2	5	1	0	0	0	15
TX Tech (n)	N	2-3	0-0	0-0	2-3-5	0	4	1	0	0	1	11
Air Force	N	1-1	0-0	0-0	0-1-1	1	2	0	2	1	0	7
Saint Louis	N	0-2	0-0	0-0	0-0-0	0	0	0	0	1	1	4
Michigan	N	0-0	0-0	0-0	1-0-1	1	0	0	0	0	0	2
at Ohio St.	N	0-0	0-0	0-0	0-0-0	0	0	0	0	0	0	2
Minnesota	N	0-0	0-0	0-0	0-0-0	0	0	0	0	1	0	7
at Illinois	N	1-1	0-0	0-0	0-1-1	2	2	0	1	0	0	4
Purdue	N	1-1	0-0	0-0	2-0-2	1	2	0	0	1	0	9
at N'western	N	0-1	0-0	0-0	2-1-3	1	0	3	0	0	0	12
Indiana	Y	0-1	0-0	0-0	0-1-1	1	0	2	1	0	0	7
Mich. State	N	1-4	0-0	2-2	1-2-3	0	4	1	2	0	0	14
at Wisconsin	N	0-2	0-0	0-0	1-1-2	4	0	1	0	0	0	13
N'western	Y	2-3	0-0	1-2	2-1-3	3	5	2	1	2	0	27
at Purdue	Y	1-3	0-0	0-0	2-3-5	3	2	0	1	1	0	15
Illinois												
at Minnesota												
at Penn State												
Ohio State												
at Michigan												

Career Bests


- Points:** 5, twice, last vs. Northwestern, 2/12/05
- Rebounds:** 5, twice, last vs. Purdue, 2/16/05
- FGM:** 2, five times, last vs. Northwestern, 2/12/05
- FGA:** 5 vs. Western Carolina, 12/18/04
- FTM:** 2, vs. Michigan State, 2/5/05
- FTA:** 3 vs. Western Carolina, 12/18/04
- Assists:** 3 at Northwestern, 1/26/05
- Steals:** 1, five times, last vs. Saint Louis, 12/31/04
- Blocks:** 2, twice, last vs. Northwestern, 2/12/05
- Minutes:** 27, vs. Northwestern, 2/12/05

Career Statistics

YEAR	G/GS	FG-A	PCT	3-PT	PCT	FT-A	PCT	O-D-RB	AVG	PF-DI	AS	TO	BK	ST	PTS	AVG
Fresh.	23/3	15-41	.366	0-0	.000	4-8	.500	20-21-41	1.8	27-0	14	10	11	5	34	1.5

13 - - Justin Wieck, F, 6-6, 185, Jr., North Liberty, IA (Kirkwood, IA CC)

- One rebound in win over Western Carolina
- One blocked shot in win vs. Centenary
- Two points vs. North Carolina
- One assist in win over Western ILL
- Two rebounds in exhibition win over Upper Iowa
- Four points and seven rebounds in Blowout
- Enjoyed successful two-year stint at Kirkwood Community College in Cedar Rapids, IA, helping that school place fourth in the nation among Division II junior colleges
- Named to the all-tournament team at national tournament after averaging 16 points and seven rebounds
- Earned all-state honors at West HS in Iowa City, helping prep team earn third place finish in state tournament as a senior



Wieck, Game-by-Game

Opp.	S	FG	3-PT	FT	O-D/RE	PF	TP	A	T	B	S	M
Western IL	N	0-0	0-0	0-0	0-0-0	0	0	1	0	0	0	1
Louisville (n)					DNP							
Texas (n)					DNP							
N. Car. (n)	N	0-0	0-0	2-2	0-0-0	0	2	0	0	0	0	2
at Drake					DNP							
Centenary	N	0-0	0-0	0-0	0-0-0	1	0	0	0	1	0	2
UNC Greens.	N	0-0	0-0	0-0	0-0-0	0	0	0	0	0	0	1
Northern IA					DNP							
IA State					DNP							
W. Carolina	N	0-1	0-0	0-0	0-1-1	0	0	0	1	0	0	3
TX Tech (n)	N	0-0	0-0	0-0	0-0-0	0	0	0	0	0	0	2
Air Force					DNP							
Saint Louis					DNP							
Michigan					DNP							
at Ohio St.					DNP							
Minnesota					DNP							
at Illinois					DNP							
Purdue					DNP							
at N' western					DNP							
Indiana					DNP							
Mich. State					DNP							
at Wisconsin					DNP							
N' western					DNP							
at Purdue					DNP							
Illinois					DNP							
at Minnesota					DNP							
at Penn State					DNP							
Ohio State					DNP							
at Michigan					DNP							

Career Bests

Points: 2 vs. North Carolina, 11/24/04
Rebounds: 1 vs. Western Carolina, 12/18/04
FGM:
FGA: 1 vs. Western Carolilna, 12/18/04
FTM: 2 vs. North Carolina, 11/24/04
FTA: 2 vs. North Carolina, 11/24/04
Assists: 1 vs. Western Illinois, 11/19/04
Steals:
Blocks: 1 vs. Centenary, 12/3/04
Minutes: 2, three times, last vs. Texas Tech, 12/21/04

Career Statistics

YEAR	G/GS	FG-A	PCT	3-PT	PCT	FT-A	PCT	O-D-RB	AVG	PF-DI	AS	TO	BK	ST	PTS	AVG
Jun.	6/0	0-1	.000	0-0	.000	2-2	1.000	0-1-1	0.2	1-0	1	1	1	0	2	0.3

Iowa Hawkeyes
Iowa Hawkeyes Combined Team Statistics (as of Feb 16, 2005)
All games

RECORD:	OVERALL	HOME	AWAY	NEUTRAL
ALL GAMES.....	(16-8)	(12-2)	(1-5)	(3-1)
CONFERENCE.....	(4-7)	(4-2)	(0-5)	(0-0)
NON-CONFERENCE.....	(12-1)	(8-0)	(1-0)	(3-1)

## Player	GP-GS	---TOTAL---			---3-PTS---			----REBOUNDS----							Pts	Avg				
		Min--Avg	FG-FGA	Pct	3FG-FGA	Pct	FT-FTA	Pct	Off	Def	Tot	Avg	PF	FO			A	TO	Blk	Stl
03 Pierce, Pierre.....	20-19	679 34.0	139-289	.481	23-73	.315	55-104	.529	24	80	104	5.2	47	0	84	84	9	49	356	17.8
44 Brunner, Greg.....	24-23	755 31.5	131-244	.537	12-34	.353	83-118	.703	58	134	192	8.0	74	4	47	52	25	29	357	14.9
02 Horner, Jeff.....	24-23	862 35.9	99-238	.416	62-141	.440	65-86	.756	13	95	108	4.5	43	0	129	60	2	38	325	13.5
01 Haluska, Adam.....	24-24	681 28.4	98-212	.462	44-110	.400	80-100	.800	14	76	90	3.8	55	2	31	30	5	22	320	13.3
34 Hansen, Ere.....	23-20	478 20.8	47-108	.435	3-6	.500	25-35	.714	33	29	62	2.7	76	5	15	27	70	10	122	5.3
23 Thomas, Doug.....	23-2	365 15.9	40-73	.548	0-0	.000	25-39	.641	40	67	107	4.7	67	2	8	20	10	9	105	4.6
35 Henderson, Mike....	24-5	422 17.6	32-80	.400	4-11	.364	22-38	.579	12	26	38	1.6	36	0	28	33	2	13	90	3.8
25 Reed, Carlton.....	24-1	283 11.8	20-48	.417	12-31	.387	20-28	.714	5	22	27	1.1	13	0	18	16	1	7	72	3.0
05 Thompson, Alex.....	23-3	219 9.5	15-41	.366	0-0	.000	4-8	.500	20	21	41	1.8	27	0	14	10	11	5	34	1.5
04 Angle, J.R.....	8-0	17 2.1	3-8	.375	2-5	.400	0-0	.000	1	4	5	0.6	1	0	1	5	0	0	8	1.0
15 Brownlee, Jack.....	6-0	15 2.5	1-5	.200	1-5	.200	0-0	.000	0	1	1	0.2	0	0	1	1	0	1	3	0.5
13 Wieck, Justin.....	6-0	11 1.8	0-1	.000	0-0	.000	2-2	1.000	0	1	1	0.2	1	0	1	1	0	2	0.3	
53 Gorney, Seth.....	14-0	63 4.5	1-3	.333	0-0	.000	1-3	.333	5	14	19	1.4	9	0	1	4	1	4	3	0.2
TEAM.....									38	33	71	3.1	0		6					
Total.....	24	4850	626-1350	.464	163-416	.392	382-561	.681	263	603	866	36.1	449	13	378	349	137	187	1797	74.9
Opponents.....	24	4850	573-1375	.417	153-436	.351	326-474	.688	284	568	852	35.5	486	-	329	391	72	182	1625	67.7

TEAM STATISTICS	IOWA	OPP	DATE	OPPONENT	W/L	SCORE	ATTEND
SCORING.....	1797	1625	11/19/04	WESTERN ILLINOIS	W	85-62	10004
Points per game.....	74.9	67.7	%11/22/04	vs Louisville	W	76-71	2500
Scoring margin.....	+7.2	-	%11/23/04	vs Texas	W	82-80	2500
FIELD GOALS-ATT.....	626-1350	573-1375	%11/24/04	vs North Carolina	L	92-106	2500
Field goal pct.....	.464	.417	11/30/04	at Drake	W	91-75	7062
3 POINT FG-ATT.....	163-416	153-436	+12/03/04	CENTENARY	W	88-53	9711
3-point FG pct.....	.392	.351	+12/04/04	UNC-GREENSBORO	W	83-58	10680
3-pt FG made per game..	6.8	6.4	12/07/04	NORTHERN IOWA	W	76-73	10349
FREE THROWS-ATT.....	382-561	326-474	12/10/04	IOWA STATE	W	70-63	15312
Free throw pct.....	.681	.688	12/18/04	WESTERN CAROLINA	W	88-75	9211
REBOUNDS.....	866	852	^12/21/04	vs Texas Tech	W	83-53	7176
Rebounds per game.....	36.1	35.5	12/28/04	AIR FORCE	W	73-63	11158
Rebounding margin.....	+0.6	-	12/31/04	SAINT LOUIS	W	67-58	10760
ASSISTS.....	378	329	*1/05/05	MICHIGAN	L	63-65	10289
Assists per game.....	15.8	13.7	*1/08/05	at Ohio State	L	69-81	14824
TURNOVERS.....	349	391	*1/15/05	MINNESOTA	W	66-60	12057
Turnovers per game.....	14.5	16.3	*1/20/05	at Illinois	LOT	68-73	16618
Turnover margin.....	+1.8	-	*1/22/05	PURDUE	W	71-57	11937
Assist/turnover ratio..	1.1	0.8	*1/26/05	at Northwestern	LOT	74-75	5219
STEALS.....	187	182	*1/29/05	INDIANA	W	72-57	14364
Steals per game.....	7.8	7.6	*2/05/05	MICHIGAN STATE	L	64-75	15500
BLOCKS.....	137	72	*2/09/05	at Wisconsin	L	69-72	17142
Blocks per game.....	5.7	3.0	*2/12/05	NORTHWESTERN	W	64-54	12424
WINNING STREAK.....	0	-	*2/16/05	at Purdue	L	63-66	11761
Home win streak.....	1	-	% - -	EA Sports Maui Invitational, Maui, Hawaii			
ATTENDANCE.....	163756	87302	+ - -	Gazette Hawkeye Challenge, Iowa City, IA			
Home games-Avg/Game....	14-11697	6-12104	^ - -	at United Center, Chicago, IL			
Neutral site-Avg/Game..	-	4-3669	* - -	Big Ten Conference Game			
			& - -	Big Ten Conference Tournament, Chicago, IL			

SCORE BY PERIODS:	1st	2nd	OT	Total
Iowa Hawkeyes.....	835	951	11	- 1797
Opponents.....	762	846	17	- 1625

Iowa Hawkeyes
Iowa Hawkeyes Combined Team Statistics (as of Feb 16, 2005)
Conference games

RECORD:	OVERALL	HOME	AWAY	NEUTRAL
ALL GAMES.....	(4-7)	(4-2)	(0-5)	(0-0)
CONFERENCE.....	(4-7)	(4-2)	(0-5)	(0-0)
NON-CONFERENCE.....	(0-0)	(0-0)	(0-0)	(0-0)

## Player	GP-GS	---TOTAL---			---3-PTS---			----REBOUNDS----													
		Min--Avg	FG-FGA	Pct	3FG-FGA	Pct	FT-FTA	Pct	Off	Def	Tot	Avg	PF	FO	A	TO	Blk	Stl	Pts	Avg	
03 Pierce, Pierre.....	7-6	269	38.4	49-102	.480	8-23	.348	28-46	.609	8	23	31	4.4	15	0	29	38	2	16	134	19.1
44 Brunner, Greg.....	11-10	379	34.5	69-132	.523	9-22	.409	43-61	.705	27	66	93	8.5	36	2	17	22	11	15	190	17.3
01 Haluska, Adam.....	11-11	323	29.4	43-106	.406	18-51	.353	38-48	.792	11	29	40	3.6	33	1	11	16	2	11	142	12.9
02 Horner, Jeff.....	11-10	416	37.8	43-119	.361	27-72	.375	21-30	.700	5	40	45	4.1	21	0	47	27	1	15	134	12.2
23 Thomas, Doug.....	10-1	171	17.1	20-39	.513	0-0	.000	6-15	.400	19	29	48	4.8	29	1	2	7	3	6	46	4.6
35 Henderson, Mike....	11-5	210	19.1	15-41	.366	1-4	.250	2-6	.333	6	12	18	1.6	21	0	10	16	1	6	33	3.0
25 Reed, Carlton.....	11-1	146	13.3	7-21	.333	5-15	.333	8-12	.667	3	11	14	1.3	6	0	13	10	1	2	27	2.5
34 Hansen, Ere.....	11-8	184	16.7	7-27	.259	0-0	.000	6-8	.750	12	9	21	1.9	43	4	9	8	23	7	20	1.8
05 Thompson, Alex.....	11-3	112	10.2	6-16	.375	0-0	.000	3-4	.750	11	10	21	1.9	16	0	9	6	5	0	15	1.4
53 Gorney, Seth.....	7-0	33	4.7	1-3	.333	0-0	.000	0-1	.000	2	9	11	1.6	4	0	0	1	0	2	2	0.3
04 Angle, J.R.....	1-0	1	1.0	0-0	.000	0-0	.000	0-0	.000	0	0	0	0.0	0	0	0	0	0	0	0	0.0
15 Brownlee, Jack.....	1-0	6	6.0	0-1	.000	0-1	.000	0-0	.000	0	1	1	1.0	0	0	0	0	0	0	0	0.0
TEAM.....										22	12	34	3.1	0			4				

Total.....	11	2250		260-607	.428	68-188	.362	155-231	.671	126	251	377	34.3	224	8	147	155	49	80	743	67.5
Opponents.....	11	2250		244-579	.421	66-194	.340	181-253	.715	119	263	382	34.7	211	-	140	170	33	83	735	66.8

TEAM STATISTICS	IOWA	OPP	DATE	OPPONENT	W/L	SCORE	ATTEND
SCORING.....	743	735	*1/05/05	MICHIGAN	L	63-65	10289
Points per game.....	67.5	66.8	*1/08/05	at Ohio State	L	69-81	14824
Scoring margin.....	+0.7	-	*1/15/05	MINNESOTA	W	66-60	12057
FIELD GOALS-ATT.....	260-607	244-579	*1/20/05	at Illinois	LOT	68-73	16618
Field goal pct.....	.428	.421	*1/22/05	PURDUE	W	71-57	11937
3 POINT FG-ATT.....	68-188	66-194	*1/26/05	at Northwestern	LOT	74-75	5219
3-point FG pct.....	.362	.340	*1/29/05	INDIANA	W	72-57	14364
3-pt FG made per game..	6.2	6.0	*2/05/05	MICHIGAN STATE	L	64-75	15500
FREE THROWS-ATT.....	155-231	181-253	*2/09/05	at Wisconsin	L	69-72	17142
Free throw pct.....	.671	.715	*2/12/05	NORTHWESTERN	W	64-54	12424
REBOUNDS.....	377	382	*2/16/05	at Purdue	L	63-66	11761
Rebounds per game.....	34.3	34.7	% - - EA Sports Maui Invitational, Maui, Hawaii				
Rebounding margin.....	-0.5	-	+ - - Gazette Hawkeye Challenge, Iowa City, IA				
ASSISTS.....	147	140	^ - - at United Center, Chicago, IL				
Assists per game.....	13.4	12.7	* - - Big Ten Conference Game				
TURNOVERS.....	155	170	& - - Big Ten Conference Tournament, Chicago, IL				
Turnovers per game.....	14.1	15.5					
Turnover margin.....	+1.4	-					
Assist/turnover ratio..	0.9	0.8					
STEALS.....	80	83					
Steals per game.....	7.3	7.5					
BLOCKS.....	49	33					
Blocks per game.....	4.5	3.0					
WINNING STREAK.....	0	-					
Home win streak.....	1	-					
ATTENDANCE.....	76571	65564					
Home games-Avg/Game....	6-12762	5-13113					
Neutral site-Avg/Game..	-	0-0					

SCORE BY PERIODS:	1st	2nd	OT	Total
Iowa Hawkeyes.....	359	373	11	- 743
Opponents.....	363	355	17	- 735

Feb. 19, 2005

Game-By-Game Results

Includes 24 Games

Overall: 16-8; Big Ten: 4-7; Home: 12-2; Away: 1-5; Neutral: 3-1

Date	Opponent	Result	Attend.	Top Scorer	Top Rebounder
Nov. 19	Western Illinois	W, 85-62	10,004	Pierre Pierce, 16	Doug Thomas, 9
% Nov. 22	Louisville (n)	W, 76-71	2,500	Jeff Horner, 18	Greg Brunner, 10
% Nov. 23	Texas (n)	W, 82-80	2,500	Jeff Horner, 27	Greg Brunner, 8
% Nov. 24	North Carolina (n)	L, 92-106	2,500	Adam Haluska, 19	Jeff Horner, 9
Nov. 30	at Drake	W, 91-75	7,062	Haluska/Horner, 21	Haluska/Horner, 8
+ Dec. 3	Centenary	W, 88-53	9,711	Pierre Pierce, 19	Doug Thomas, 7
+ Dec. 4	UNC-Greensboro	W, 83-58	10,680	Haluska/Pierce, 17	Doug Thomas, 10
Dec. 7	Northern Iowa	W, 76-73	10,349	Greg Brunner, 23	Jeff Horner, 9
Dec. 10	Iowa State	W, 70-63	15,312	Adam Haluska, 20	Greg Brunner, 13
Dec. 18	Western Carolina	W, 88-75	9,211	Pierre Pierce, 21	Greg Brunner, 11
^ Dec. 21	Texas Tech (n)	W, 83-53	7,176	Adam Haluska, 21	Greg Brunner, 8
Dec. 28	Air Force	W, 73-63	11,158	Pierre Pierce, 19	Greg Brunner, 9
Dec. 31	Saint Louis	W, 67-58	10,760	Pierre Pierce, 24	Greg Brunner, 11
* Jan. 5	Michigan	L, 63-65	10,289	Pierre Pierce, 15	Greg Brunner, 8
* Jan. 8	at Ohio State	L, 69-81	14,824	Pierre Pierce, 31	Greg Brunner, 11
* Jan. 15	Minnesota	W, 66-60	12,057	Pierre Pierce, 18	Greg Brunner, 11
* Jan. 20	at Illinois (OT)	L, 68-73	16,618	Pierre Pierce, 22	Greg Brunner, 11
* Jan. 22	Purdue	W, 71-57	11,937	Brunner/Thomas, 14	Greg Brunner, 11
* Jan. 26	at Northwestern (OT)	L, 74-75	5,219	Brunner, 28	Doug Thomas, 10
* Jan. 29	Indiana	W, 72-57	14,364	Pierre Pierce, 25	Greg Brunner, 9
* Feb. 5	Michigan State	L, 64-75	15,500	Adam Haluska, 24	Doug Thomas, 8
* Feb. 9	at Wisconsin	L, 69-72	17,142	Greg Brunner, 27	Greg Brunner, 7
* Feb. 12	Northwestern	W, 64-54	12,424	Adam Haluska, 20	Adam Haluska, 8
* Feb. 16	at Purdue	L, 63-66	11,761	Greg Brunner, 19	Greg Brunner, 10
* Feb. 19	Illinois				
* Feb. 23	at Minnesota				
* Feb. 26	at Penn State				
* Mar. 2	Ohio State				
* Mar. 5	at Michigan				
# Mar. 10-13	at Big Ten Tournament, Chicago				

% - - EA Sports Maui Invitational, Maui, Hawaii

+ - - Gazette Hawkeye Challenge, Iowa City, IA

^ - - at United Center, Chicago, IL

* - - Big Ten Conference Game

& - - Big Ten Conference Tournament, Chicago, IL

Attendance Summary	Games	Totals	Average
Home	14	163,756	11,697
Away	6	72,626	12,104
Neutral	4	14,676	3,669
Totals	24	251,058	10,461

Feb. 19, 2005**Season & Career Bests****Includes 24 Games****Season Bests**

Player	Points	Rebounds	Assists	Blocks	Steals
J.R. Angle	3 vs. W. IL	2 at Drake/Centenary	1 vs. Centenary		
Jack Brownlee	3 vs. Centenary	1 vs. Northwestern	1 vs. N. Carolina		1 vs. W. Illinois
Greg Brunner	28 at Northwestern	13 vs. Iowa State	5 vs. W. Carolina	3, three times	3, three times
Seth Gorney	2 vs. Northwestern	5 vs. Minnesota	1 vs. Centenary	1 vs. N. Carolina	1, four times
Adam Haluska	24 vs. Michigan St.	8 at Drake/NW	5 vs. Northwestern	1, five times	4 vs. Northwestern
Erek Hansen	14 vs. Northern IA	6, three times	2, six times	7 vs. ISU/SLU	2 vs. Michigan St.
Mike Henderson	11 at Purdue	5 at Wisc./NW	3 vs. three teams	1, twice	2 vs. Purdue
Jeff Horner	27 vs. Texas	9 vs. N. Carolina/UNI	11 vs. Greensboro	1, twice	7 vs. W. IL
Pierre Pierce	31 at Ohio State	8, three times	8 vs. Purdue	2, twice	5, three times
Carlton Reed	14 at Drake	3 vs. UNCG/N'West.	5 vs. Purdue	1 at Ohio State	3 vs. W. Carolina
Doug Thomas	14 vs. W. IL/Purdue	10 vs. UNCG/N'West.	1, eight times	2 at Northwestern	2 at Ohio State
Alex Thompson	5 vs. W. Car./NW	5, twice	3 at Northwestern	2, twice	1, five times
Justin Wieck	2 vs. N. Carolina	1 vs. W. Carolina	1 vs. W. IL	1 vs. Centenary	

Career Bests

Player	Points	Rebounds	Assists
J.R. Angle	3 vs. Western IL/N. Carolina	2 at Drake	1 vs. Centenary
Jack Brownlee	3 vs. Centenary	2 vs. UNC-Asheville, '04	1, at IA St./Ohio St./PSU, '04
Greg Brunner	28 at Northwestern	14 at Indiana, '04	5 vs. E. Illinois, '04/W. Carolina
Seth Gorney	2 vs. Northwestern	5 vs. Minnesota	1 vs. Centenary
Adam Haluska	24 vs. Michigan St.	11 vs. ARK-Pine Bluff, '03	5 vs. Northwestern
Erek Hansen	14 vs. Northern Iowa	7 at Northwestern, '04	2, six times, last at Wisconsin
Mike Henderson	11 at Purdue	5 at Wisconsin/Northwestern	5 vs. UNC-Asheville, '04
Jeff Horner	27 vs. Texas	11 vs. Illinois, '03	11 vs. Greensboro
Pierre Pierce	31 at Ohio State	10 vs. Minnesota, '04	8 vs. Michigan, '04/Purdue
Carlton Reed	14 at Drake	3, twice, last at Northwestern	5 vs. Purdue
Doug Thomas	14 vs. Western IL/Purdue	10, twice, last at Northwestern	1, eight times, last at Purdue
Alex Thompson	5 vs. W. Car./N'western	5 vs. Texas Tech/Purdue	3 at Northwestern
Justin Wieck	2 vs. N. Carolina	1 vs. Western Carolina	1 vs. Western IL

NOTE: Career bests occurred in 2004-05 unless otherwise noted.

Feb. 19, 2005

Individual Points/Rebounds

Includes 24 Games

	A N G L E	B R O W N E E	B R U N E R	G O R D Y A	H A L S E N A	H A N S E N	H E N R I C S O N	H O N D R E R	P I E R C E	R E D D E	T H O M A S	T H O M A S	W I C K
Western Illinois	3-1	0-0	10#4	0-1	14#1	13#2	5-3	10#4	16#3	0-1	14-9	0-0	0-0
% Louisville (n)	DNP	DNP	13#10	DNP	14#3	7#6	6-2	18#5	16#6	0-1	2-3	0-0	DNP
% Texas (n)	DNP	DNP	17#8	DNP	2#5	11#6	2-1	27#4	18#7	2-0	3-6	0-1	DNP
% North Carolina (n)	3-0	0-0	12#2	0-2	19#3	8#1	4-1	18#9	13#5	5-0	8-5	0-1	2-0
at Drake	0-2	DNP	8#4	0-0	21#8	INJ	8-1	21#8	15#4	14-1	0#1	4-3	DNP
+ Centenary	2-2	3-0	14#6	1-2	8#2	5#1	8#4	9#4	19#5	7-1	8-7	4-3	0-0
+ UNC-Greensboro	0-0	0-0	12#9	0-0	17#5	8#2	5-0	14#3	17#6	6-3	4-10	0-1	0-0
Northern Iowa	DNP	DNP	23#4	DNP	5#0	14#3	2-3	16#9	14#4	0-0	2-3	DNP	DNP
Iowa State	DNP	DNP	11#13	DNP	20#3	8#3	2-0	12#6	15#8	0-0	2-1	0-2	DNP
Western Carolina	0-0	DNP	11#11	0-1	10#6	10#4	5-2	20#2	21#8	4-2	2-2	5-3	0-1
^ Texas Tech (n)	0-0	0-0	9#8	0-2	21#6	9#6	8-3	7#2	15#5	4-1	6-6	4-5	0-0
Air Force	DNP	DNP	17#9	DNP	14#4	7#2	2-0	7#5	19#7	3-1	2-3	2-1	DNP
Saint Louis	DNP	DNP	10#11	DNP	13#4	2#5	0-0	12#2	24#5	0-2	6-3	0-0	DNP
* Michigan	DNP	DNP	14#8	DNP	14#3	2#3	0-0	14#2	15#6	0-0	4-2	0-1	DNP
* at Ohio State	DNP	DNP	14#11	0-1	3#0	0#2	0-1	9#4	31#5	4-1	8-2	0-0	DNP
* Minnesota	DNP	DNP	13#11	0-5	15#1	0#1	4-2	12#4	18#8	0-0	4-4	0-0	DNP
* at Illinois	DNP	DNP	16#11	DNP	12#6	4#3	0-0	9#6	22#2	3-1	0-5	2-1	DNP
* Purdue	DNP	DNP	14#11	0-1	9#5	6#1	2-0	13#3	8#3	3-2	14-9	2-2	DNP
* at Northwestern	DNP	DNP	28#4	DNP	12#2	2#2	0-0	7#4	15#6	8-3	2-10	0-3	DNP
* Indiana	DNP	DNP	13-9	DNP	5#3	0-1	2#0	16-4	25-1	3#2	8#1	0#1	DNP
* Michigan State	DNP	DNP	16#7	0-0	24#6	4#0	2#4	13#4	DNP	0-1	1-8	4-3	DNP
* at Wisconsin	DNP	DNP	27#7	0-1	16#1	0#4	4#5	19#5	DNP	0-1	3-2	0-2	DNP
* Northwestern	0-0	0-1	16#4	2-3	20#8	0-1	8#5	11#6	DNP	2-1	DNP	5#3	DNP
* at Purdue	DNP	DNP	19#10	0-0	12#5	2-3	11#1	11#3	DNP	4-2	2-5	2#5	DNP
* Illinois													
* at Minnesota													
* at Penn State													
* Ohio State													
* at Michigan													
& Big Ten Conference Tournament													

% - - EA Sports Maui Invitational, Maui, Hawaii

+ - - Gazette Hawkeye Challenge, Iowa City, IA

^ - - at United Center, Chicago, IL

* - - Big Ten Conference Game

& - - Big Ten Conference Tournament, Chicago, IL

- - Denotes starting line-up

*Feb. 19, 2005**The Last Time . . .**Includes 24 Games*

The Last Time a Player . . .***Had 30 or more points***

Iowa -- 31, Pierre Pierce, at Ohio State, 1/8/05

Opponent -- 32, Vedran Vukusic, Northwestern, 1/26/05

Made at least 90% of his FGA (10 att.)

Iowa -- .909 (9-10), Luke Recker vs. Purdue, 3/07/02

Opponent -- .900 (9-10), Willie Simms, Wisconsin, 1/11/90

Made 100% of his FTA (10 att.)

Iowa -- 1.000 (11-11), Luke Recker vs. Minnesota, 2/09/02

Opponent -- 1.000 (10-10), Nick Smith, Illinois, 1/17/04

Had 15 or more rebounds

Iowa -- 17, Jared Reiner at Indiana, 3/01/03

Opponent -- 16, Jackson Vroman, Iowa State, 1/21/04

Had 10 or more assists

Iowa -- 10, Jeff Horner vs. Western Carolina, 12/18/04

Opponent -- 10, Bernard Robinson, Jr., Michigan, 3/12/04

Had 5 or more blocks

Iowa -- 6, Erik Hansen vs. Michigan, 1/5/05

Opponent -- 7, Jeff Newton, Indiana, 3/9/02

Had 5 or more steals

Iowa -- 5, Pierre Pierce vs. Indiana, 1/29/05

Opponent -- 5, Vedran Vukusic, Northwestern, 2/12/05

The Last Time A Team . . .***Scored 100 or more points***

Iowa -- 107 vs. UNC-Asheville, 11/23/03

Opponent -- 106, North Carolina, 11/24/04

Scored 40 or fewer points

Iowa -- 39 vs. Indiana, 1/10/49

Opponent -- 37, Puerto Rico-Mayaguez, 12/21/97

Won an overtime game

Iowa -- 84-82 (2 OT) at Indiana, 2/7/04

Opponent -- 74-75 (1 OT), at Northwestern, 1/26/05

Made at least 60% of its FGA (20 att.)

Iowa -- .675 (27-40) vs. Air Force, 12/28/04

Opponent -- .615 (24-39), Wisconsin, 3/5/99

Made at least 50% of its 3-pt. FGA (8 att.)

Iowa -- .583 (7-12) vs. Indiana, 1/29/05

Opponent -- .500 (8-16), Purdue, 1/22/05

Made at least 90% of its FTA (10 att.)

*Iowa -- 1.000 (20-20) vs. Western Illinois, 11/19/04

Opponents -- .909 (10-11), Northern Iowa, 12/10/02

*** - - School Record**

Individual Highs

Points:	31	Pierre Pierce at Ohio State
Field Goals:	12	Brunner at Wisconsin (21 att.); Pierce at Ohio State (20 att.)
Field Goal Attempts:	21 (12 made)	Greg Brunner at Wisconsin
Field Goal Percentage (8 att.):	.769 (10-13)	Greg Brunner vs. Northern Iowa
3-pt. Field Goals:	6	(7 att.), Jeff Horner vs. N. Carolina; (10 att.), Jeff Horner vs. Texas
3-pt. Field Goal Attempts:	10	Horner vs. Texas (6 made); Horner at Wisc. (5 made)
		Horner at Purdue (3 made)
3-pt. Field Goal Percentage (4 att.):	.857 (6-7)	Jeff Horner vs. North Carolina
Free Throws:	11 (13 att.)	Adam Haluska vs. North Carolina
Free Throw Attempts:	13 (11 made)	Adam Haluska vs. North Carolina
Free Throw Percentage (8 att.):	.900 (9-10)	Adam Haluska at Drake
Rebounds:	13	Greg Brunner vs. Iowa State
Assists:	11	Jeff Horner vs. UNC Greensboro
Blocked Shots:	7	Erek Hansen vs. Iowa State & Saint Louis
Steals:	7	Jeff Horner vs. Western Illinois

Team Highs

Iowa	Points	Opponent
92 vs. North Carolina	Field Goals	106 by North Carolina
33 (60 att.) vs. Centenary	FG Attempts	39 (74 att.) by North Carolina
68 (31 made) vs. Texas Tech	FG Percentage	74 (39 made) by UNC; (25 made) by UNCG
.675 (27-40) vs. Air Force	3-pt. Field Goals	.527 (39-74) by North Carolina
14 (24 att.) vs. North Carolina	3-pt. FG Attempts	14 (36 att.) by Air Force
24 (9 made) vs. Texas; (14 made) vs. N. Carolina	3-pt. FG Percentage	36 (14 made) by Air Force
.583 (14-24) vs. N. Carolina; (7-12) vs. Indiana	Free Throws	.588 (10-17) by North Carolina
32 (42 att.) vs. Michigan State	FT Attempts	27 by Wisconsin
42 (32 made) vs. Michigan State	FT Percentage	35 (27 made) by Wisconsin
*1,000 (20-20) vs. Western Illinois	Rebounds	.846 (11-13) by Centenary & Ohio State
47 vs. Texas Tech	Blocked Shots	47 by Iowa State
*12 vs. N. Carolina, UNC Greens. & Saint Louis	Steals	5 by Drake, W. Car., Michigan & N'western
14 vs. Western Illinois	Turnovers	15 by Illinois
22 at Illinois	Fouls	26 by Western Illinois
27 at Wisconsin		28 by Michigan State

Team Lows

Iowa	Points	Opponent
63 vs. Michigan/at Purdue	Field Goals	53 by Centenary & Texas Tech
15 (52 att.) vs. Michigan State	FG Attempts	17 (51 att.) by Minnesota
40 (27 made) vs. Air Force	FG Percentage	42 (21 made) by Northwestern
.288 (15-52) vs. Michigan State	3-pt. Field Goals	.321 (18-56) by Centenary
2 (6 att.) vs. Air Force; (15 att.) vs. Mich. State	3-pt. FG Attempts	none (6 att.) by Iowa State
6 (2 made) vs. Air Force	3-pt. FG Percentage	6 (none made) by Iowa State
.133 (2-15) vs. Michigan State	Free Throws	0.0% (0-6) by Iowa State
5 (10 att.) vs. Northwestern	FT Attempts	3 (9 att.) by UNC Green./(6 att.) by Air Force
10 (5 made) vs. Northwestern	FT Percentage	6 (3 made) by Air Force
.500 (6-12) at Illinois; (7-14) at Wisc./ (5-10), N'western	Rebounds	.333 (3-9) by UNC Greensboro
27 vs. Indiana	Assists	18 by Air Force
7 at Purdue	Blocked Shots	5 by Wisconsin
2 vs. N. Iowa, Air Force, Ohio State & Mich. State	Steals	1 by N. Iowa, Air Force, Purdue & Indiana
2 at Purdue	Turnovers	1 by Wisconsin
6 at Wisconsin	Fouls	7 by Purdue
12 vs. Air Force		13 by Illinois

* - - School Record

Feb. 19, 2005

Iowa's Record When . . .

Includes 24 Games

When playing at home:	12-2	When leading at the half:	13-1	When wearing White:	9-1
When playing on the road:	1-5	When trailing at the half:	3-6	When wearing Black:	2-6
When playing on a neutral court:	3-1	When tied at the half:	0-1	When wearing Gold:	5-1
When Iowa scores 100 points or more:	0-0	Iowa field goal percentage at home:	361-773	.467	
When Iowa scores 90-99 points:	1-1	Iowa field goal percentage on road:	265-577	.459	
When Iowa scores 80-89 points:	6-0	Iowa 3-point percentage at home:	85-226	.376	
When Iowa scores 70-79 points:	6-1	Iowa 3-point percentage on road:	78-190	.411	
When Iowa scores under 70 points:	3-6	Iowa free throw percentage at home:	223-320	.697	
		Iowa free throw percentage on road:	159-241	.660	
When opponent scores 100 points or more:	0-1	On Sunday:	0-0		
When opponent scores 90-99 points:	0-0	On Monday:	1-0		
When opponent scores 80-89 points:	1-1	On Tuesday:	5-0		
When opponent scores 70-79 points:	4-4	On Wednesday:	0-5		
When opponent scores 60-69 points:	4-2	On Thursday:	0-1		
When opponent scores fewer than 60 points:	7-0	On Friday:	4-0		
When Iowa shoots at least 50% from the field:	7-1	On Saturday:	6-2		
When Iowa shoots less than 50% from the field:	9-7	On CBS:	0-0		
When opponent shoots at least 50% from the field:	2-1	On ESPN:	2-2		
When opponent shoots less than 50% from the field:	14-7	On ESPN2:	2-0		
When Iowa has higher FG% than opponent:	12-2	On ESPN Plus:	11-6		
When opponent has higher FG%:	3-6	On Opponent Network:	1-0		
When FG% is equal:	1-0	No Television:	0-0		
When Iowa outrebounds opponent:	8-3	Most Points, First Half:	52 at Drake		
When opponent has more rebounds:	7-5	Fewest Points, First Half:	25 at Illinois		
When rebounds are equal:	1-0	Most Points Allowed, First Half:	59 by North Carolina		
When Iowa shoots at least 80% from the line:	1-1	Fewest Points Allowed, First Half:	17 by Air Force		
When Iowa shoots less than 80% from the line:	15-7	Most Points, Second Half:	56 vs. Western Carolina		
When opponent shoots at least 80% from the line:	1-1	Fewest Points, Second Half:	28 at Purdue		
When opponent shoots less than 80% from the line:	15-7	Most Points Allowed, Second Half:	50 by Western Carolina		
When Iowa shoots more free throws than opponent:	13-4	Fewest Points Allowed, Second Half:	21 by Michigan		
When opponent shoots more free throws:	2-3	Largest Halftime Advantage:	18 vs. Purdue		
When free throws attempts are equal:	1-1	Largest Halftime Deficit:	19 vs. North Carolina		
When Iowa has higher FT% than opponent:	7-1				
When opponent has higher FT%:	8-7				
When FT% is equal:	1-0				
When Iowa shoots at least 50% from three-point range:	5-1				
When Iowa shoots less than 50% from three-point range:	11-7				
When opponent shoots at least 50% from three-point range:	3-1				
When opponent shoots less than 50% from three-point range:	12-7				
When Iowa has a higher three-point FG% than opponent:	11-2				
When opponent has a higher three-point FG%:	5-6				
When three-point FG% is equal:	0-0				
When Iowa has more assists than opponent:	12-3				
When opponent has more assists:	2-5				
When assists are equal:	2-0				
When Iowa has fewer turnovers than opponent:	12-3				
When opponent has fewer turnovers:	3-5				
When turnovers are equal:	1-0				
When Iowa has more steals than opponent:	10-3				
When opponent has more steals:	6-5				
When steals are equal:	0-0				

Feb. 19, 2005

Iowa Under Steve Alford . . .

Includes 24 Games

When playing at home:	68-24	When leading at the half:	76-19	When wearing White:	49-18
When playing on the road:	20-44	When trailing at the half:	28-55	When wearing Black:	23-43
When playing on a neutral court:	17-11	When tied at the half:	1-5	When wearing Gold:	33-18
When Iowa scores 100 points or more:	2-0	Iowa field goal percentage at home:	2,278-5,043	.452	
When Iowa scores 90-99 points:	5-2	Iowa field goal percentage on road:	2,164-4,984	.434	
When Iowa scores 80-89 points:	29-5	Iowa 3-point percentage at home:	541-1,488	.364	
When Iowa scores 70-79 points:	39-18	Iowa 3-point percentage on road:	528-1,524	.346	
When Iowa scores under 70 points:	30-54	Iowa free throw percentage at home:	1,683-2,434	.691	
		Iowa free throw percentage on road:	1,497-2,159	.693	
When opponent scores 100 points or more:	0-1	On Sunday:	7-3		
When opponent scores 90-99 points:	1-6	On Monday:	2-3		
When opponent scores 80-89 points:	5-20	On Tuesday:	21-10		
When opponent scores 70-79 points:	21-35	On Wednesday:	14-25		
When opponent scores 60-69 points:	43-13	On Thursday:	8-3		
When opponent scores fewer than 60 points:	35-4	On Friday:	13-5		
When Iowa shoots at least 50% from the field:	32-6	On Saturday:	40-30		
When Iowa shoots less than 50% from the field:	73-73	On CBS:	5-4		
When opponent shoots at least 50% from the field:	4-26	On ESPN:	10-18		
When opponent shoots less than 50% from the field:	101-53	On ESPN2:	8-4		
When Iowa has higher FG% than opponent:	86-16	On ESPN Plus:	74-50		
When opponent has higher FG%:	18-61	On Opponent Network:	6-3		
When FG% is equal:	1-2	No Television:	2-0		
When Iowa outrebounds opponent:	70-38	Most Points, First Half:	56 vs. UNC-A, 11/23/03		
When opponent has more rebounds:	29-40	Fewest Points, First Half:	16 at Mich. St., 3/5/03		
When rebounds are equal:	6-1	Most Points Allowed, First Half:	59 by N. Car., 11/24/04		
When Iowa shoots at least 80% from the line:	12-11	Fewest Points Allowed, First Half:	15 by N'western, 3/8/01		
When Iowa shoots less than 80% from the line:	93-68	Most Points, Second Half:	56 vs. W. Car., 12/18/04		
When opponent shoots at least 80% from the line:	19-13	Fewest Points, Second Half:	19, twice (Wisc./Drake)		
When opponent shoots less than 80% from the line:	86-66	Most Points Allowed, Second Half:	56, twice (MSU/KSU)		
When Iowa shoots more free throws than opponent:	87-33	Fewest Points Allowed, Second Half:	19 by Liberty, 12/22/02		
When opponent shoots more free throws:	16-45	Largest Halftime Advantage:	27 vs. UM-ES, 11/13/01		
When free throws attempts are equal:	2-1	Largest Halftime Deficit:	33 at Mich. St., 3/5/03		
When Iowa has higher FT% than opponent:	57-29				
When opponent has higher FT%:	47-49				
When FT% is equal:	1-1				
When Iowa shoots at least 50% from three-point range:	24-5				
When Iowa shoots less than 50% from three-point range:	81-74				
When opponent shoots at least 50% from three-point range:	5-13				
When opponent shoots less than 50% from three-point range:	100-66				
When Iowa has a higher three-point FG% than opponent:	70-18				
When opponent has a higher three-point FG%:	35-59				
When three-point FG% is equal:	0-2				
When Iowa has more assists than opponent:	70-13				
When opponent has more assists:	30-63				
When assists are equal:	4-3				
When Iowa has fewer turnovers than opponent:	59-20				
When opponent has fewer turnovers:	38-52				
When turnovers are equal:	8-7				
When Iowa has more steals than opponent:	54-27				
When opponent has more steals:	44-44				
When steals are equal:	7-8				

2004-05 Iowa Game Summaries

(1) IOWA 85, WESTERN ILLINOIS 62 November 19, 2004, Carver-Hawkeye Arena, Iowa City, IA

Iowa set a school record from the free throw line and used a solid defensive performance to open the season with an 85-62 win over Western Illinois in Iowa City. The Hawkeyes made all 20 of their free throw attempts in the game to establish a single-game record and a Carver-Hawkeye Arena record. The previous best by an Iowa team was 18-18 in a single game.

The Hawkeyes started slowly, leading by just 12-9 after five minutes and by just a single point, 17-16 with nine minutes left in the first half. Six straight points gave Iowa a 23-16 advantage and the led by at least five the rest of the way, building the advantage to 41-24 by halftime.

Iowa shot 47.5% from the field, but just 33.3% from three-point range, while Western Illinois shot 46.9% from the field. The Leathernecks won the rebounding battle by a 32-31 margin. Iowa collected 14 steals and scored 38 points off Western turnovers.

Iowa's balanced attack on offense featured six players in double figures. Pierre Pierce led the way with 16 points, while Doug Thomas and Adam Haluska scored 14, Erek Hansen 13 and Greg Brunner and Jeff Horner added 10 each. Thomas led Iowa with nine rebounds, Horner and Pierce each collected six assists and Horner added a career-high seven steals.

WESTERN ILLINOIS - - 62

Name	FG	3-PT	FT	RB	PF	TP	A	TO	BK	S	MN
Cepeda	4-6	1-2	2-4	4	3	11	1	1	0	0	23
Oguns	4-6	0-0	0-0	2	1	8	0	3	0	1	23
Baez	5-8	1-1	4-6	8	1	15	4	7	1	2	33
Lewis	1-4	0-1	0-0	5	3	2	1	2	0	0	25
Koster	1-4	1-2	0-0	3	2	3	0	4	0	0	14
Jackson	3-8	0-2	2-2	2	4	8	2	2	0	1	22
McFarland	0-0	0-0	1-2	1	0	1	0	2	0	1	3
Schmit	1-1	0-0	0-0	0	0	2	0	0	0	1	3
Okeson	0-3	0-2	0-0	0	0	0	1	1	0	1	13
Gray	1-4	1-4	1-2	4	2	4	1	1	0	0	19
Genslinger	0-1	0-0	0-0	0	0	0	0	0	0	0	3
Blalock	0-0	0-0	0-0	1	0	0	0	1	0	0	3
Kentle	3-3	0-0	2-2	0	2	8	0	0	1	1	9
Lasek	0-1	0-0	0-0	0	2	0	1	0	1	0	7
Team				2				2			
Totals	23-49	4-14	12-18	32	20	62	11	26	3	8	200
	FG%: .469	3PT%: .286	FT%: .667								

IOWA - - 85

Name	FG	3-PT	FT	RB	PF	TP	A	TO	BK	S	MN
Brunner	4-6	0-0	2-2	4	3	10	1	1	0	0	27
Hansen	4-8	1-1	4-4	2	1	13	0	1	2	0	22
Haluska	5-9	2-5	2-2	1	2	14	2	1	0	1	27
Horner	3-9	2-6	2-2	4	2	10	6	0	0	7	33
Pierce	6-15	0-3	4-4	3	2	16	6	5	1	3	32
Angle	1-2	1-2	0-0	1	0	3	0	0	0	0	1
Thompson	0-1	0-0	0-0	0	1	0	1	0	0	1	8
Wieck	0-0	0-0	0-0	0	0	0	1	0	0	0	1
Brownlee	0-0	0-0	0-0	0	0	0	0	1	0	1	3
Thomas	4-4	0-0	6-6	9	3	14	1	0	0	0	21
Reed	0-2	0-2	0-0	1	0	0	1	0	0	0	8
Henderson	2-5	1-2	0-0	3	2	5	1	3	0	0	14
Gorney	0-0	0-0	0-0	1	0	0	0	1	0	1	3
Team				2							
Totals	29-61	7-21	20-20	31	16	85	20	13	3	14	200
	FG%: .475	3PT%: .333	FT%: .100								

Score by Periods:

Western Illinois	24	38	62
Iowa	41	44	85

Attendance: 10,004

(2) IOWA 76, LOUISVILLE 71 November 23, 2004, Lahaina Civic Center, Maui, HI

Iowa rallied from a 37-33 halftime deficit to score a 76-71 win over 11th-ranked Louisville in the first round of the EA Sports Maui Invitational.

The Cardinals increased their advantage to as many as six points in the second half, leading 48-42 with 11:36 remaining. Iowa took the lead for good at 51-50 with 10:03 to play on a three-point basket by Jeff Horner. The Hawkeyes led by as many as 11 points on two occasions in the final three minutes. Iowa's defense held the Cardinals without a field goal for just under nine minutes as the Hawkeyes rallied in the final 10 minutes of the contest.

Iowa shot 55% from the field in the second half, while Louisville shot just 26.7% over the final 20 minutes. For the game Iowa shot 45.1% from the field, 37.5% from three-point range and 63.2% from the foul line. Iowa won the rebounding battle by a 38-35 margin.

Horner scored 18 points to lead Iowa's scoring, while also adding five rebounds, six assists and four steals. Pierre Pierce had 16 points and six rebounds, Adam Haluska added 14 points and Greg Brunner scored 13 points and led both teams with 10 rebounds. Erek Hansen contributed seven points, six rebounds and five blocked shots, contributing to Iowa's defensive effort in the second half.

IOWA - - 76

Name	FG	3-PT	FT	RB	PF	TP	A	TO	BK	S	MN
Brunner	5-8	0-1	3-4	10	5	13	3	1	0	2	34
Hansen	3-6	0-0	1-3	6	2	7	1	3	5	0	22
Haluska	3-8	1-3	7-9	3	3	14	0	3	0	0	31
Horner	5-9	3-6	5-8	5	2	18	6	3	0	4	39
Pierce	5-15	2-6	4-8	6	4	16	4	3	0	1	34
Thompson	0-0	0-0	0-0	0	3	0	0	1	0	0	3
Thomas	1-2	0-0	0-0	3	4	2	1	0	1	0	14
Reed	0-0	0-0	0-0	1	0	0	0	0	0	0	4
Henderson	1-3	0-0	4-6	2	2	6	3	0	0	1	19
Team				2					2		
Totals	23-51	6-16	24-38	38	25	76	18	16	6	8	200
	FG%: .451	3PT%: .375	FT%: .632								

LOUISVILLE - - 71

Name	FG	3-PT	FT	RB	PF	TP	A	TO	BK	S	MN
Myles	1-5	0-0	10-14	8	4	12	0	4	1	1	22
Palacios	2-6	0-2	1-3	6	1	5	0	2	0	1	30
Garcia	5-11	1-5	6-8	4	1	17	4	4	1	3	39
O'Bannon	3-9	1-6	1-2	2	4	8	4	1	0	0	29
Dean	3-6	2-4	0-0	0	5	8	2	1	0	0	23
Wade	0-0	0-0	0-0	0	0	0	0	0	0	0	1
Jenkins	1-1	1-1	0-0	1	1	3	1	2	0	0	10
Gianiny	3-8	2-5	0-0	2	3	8	1	2	0	1	20
George	4-7	0-0	2-2	5	5	10	0	1	1	0	26
Team				7							
Totals	22-53	7-23	20-29	35	24	71	12	17	3	6	200
	FG%: .415	3PT%: .304	FT%: .690								

Score by Periods:

Iowa	33	43	76
Louisville	37	34	71

Attendance: 2,500

2004-05 Iowa Game Summaries

(3) **IOWA 82, TEXAS 80**
November 23, 2004, Lahaina Civic Center, Maui, HI

For the second straight night, Iowa rallied from a halftime deficit to win in Maui, scoring an 82-80 win over 13th-ranked Texas.

Pierre Pierce connected on a three-point basket with 44 seconds remaining to give Iowa a 79-78 advantage and Jeff Horner added three free throws as Iowa held off the Longhorns. Horner gave Iowa it's final advantage with seven seconds left before Longhorn P.J. Tucker missed a 10-foot shot with one second remaining.

Iowa trailed 38-37 at intermission, but led most of the second half before a Tucker basket gave Texas a 78-76 lead with 1:01 remaining.

Horner led Iowa with a career-high 27 points, including six three-point baskets, and he added six assists and four rebounds. Pierce scored 18 and added seven rebounds, seven assists and four steals. Greg Brunner had 17 points and eight rebounds and Erik Hansen collected 11 points, six rebounds and four blocked shots. The rebounding was even (42-42) and Iowa had just 11 turnovers while collecting nine steals.

TEXAS - - 80

Name	FG	3-PT	FT	RB	PF	TP	A	TO	BK	S	MN
Tucker	2-5	0-0	0-0	10	4	4	1	1	0	0	24
Buckman	7-12	2-4	2-6	11	4	18	3	4	1	1	29
Aldridge	0-3	0-0	2-2	3	4	2	0	3	0	0	19
Gibson	4-10	3-6	3-5	2	4	14	6	5	0	0	36
Taylor	6-14	2-6	1-2	3	2	15	0	1	0	2	29
Dowell	0-1	0-0	0-0	0	0	0	0	0	0	0	2
Paulino	2-3	0-0	0-0	1	0	4	0	0	0	0	16
Harris	4-6	3-4	1-1	3	1	12	2	1	0	1	22
Klotz	3-7	1-1	4-6	6	5	11	1	1	1	0	23
Team				3							
Totals	28-61	11-21	13-22	42	24	80	13	16	2	4	200
	FG%: .459	3PT%: .524	FT%: .591								

IOWA - - 82

Name	FG	3-PT	FT	RB	PF	TP	A	TO	BK	S	MN
Brunner	5-12	0-2	7-9	8	4	17	4	3	0	1	30
Hansen	4-10	0-1	3-4	6	3	11	0	3	4	0	29
Haluska	1-5	0-3	0-0	5	2	2	0	0	0	2	25
Horner	8-15	6-10	5-6	4	3	27	6	2	0	1	39
Pierce	7-18	3-7	1-6	7	3	18	7	2	0	4	34
Thompson	0-2	0-0	0-0	1	1	0	0	0	0	0	7
Thomas	0-1	0-0	3-6	6	4	3	0	0	1	0	14
Reed	1-1	0-0	0-0	0	0	2	0	0	0	0	3
Henderson	0-2	0-1	2-2	1	0	2	0	1	0	1	19
Team				4							
Totals	26-66	9-24	21-33	42	20	82	17	11	5	9	200
	FG%: .394	3PT%: .375	FT%: .636								

Score by Periods:

Texas	38	42	80
Iowa	37	45	82

Attendance: 2,500

(4) **NORTH CAROLINA 106, IOWA 92**
November 24, 2004, Lahaina Civic Center, Maui, HI

After consecutive wins over ranked opponents, Iowa lost to 11th-ranked North Carolina 106-92 in the championship game of the EA Sports Maui Invitational.

The Tar Heels shot 57.9% from the field in the opening half, building a 59-40 halftime advantage. Iowa fought through severe foul problems from the start, as Greg Brunner and Erik Hansen had three fouls in the first half and four others had two fouls in the first 20 minutes.

The Hawkeyes played better in the second half, shooting 65.4% from the field in the final 20 minutes. Iowa made 54.7% of its field goal attempts in the game, shot 58.3% from three-point range and won the rebounding battle, 35-33. North Carolina forced 22 Iowa turnovers, a season-high for the Hawkeyes, while turning 12 steals into several easy baskets.

Iowa's balanced attack was led by Adam Haluska, who had a career-high 19 points. Jeff Horner scored 18, Pierre Pierce added 13 and Brunner scored 12, all in the second half. Horner led Iowa with nine rebounds and Pierce added six assists.

IOWA - - 92

Name	FG	3-PT	FT	RB	PF	TP	A	TO	BK	S	MN
Brunner	5-8	0-0	2-2	2	3	12	4	2	3	1	21
Hansen	4-5	0-0	0-0	1	5	8	0	1	5	1	15
Haluska	3-7	2-5	11-13	3	2	19	1	2	0	2	27
Horner	6-8	6-7	0-0	9	1	18	5	5	0	0	34
Pierce	5-11	3-6	0-2	5	2	13	6	5	2	0	28
Angle	1-1	1-1	0-0	0	0	3	0	0	0	0	2
Thompson	0-1	0-0	0-1	1	2	0	0	0	0	1	15
Wieck	0-0	0-0	2-2	0	0	2	0	0	0	0	2
Brownlee	0-2	0-2	0-0	0	0	0	1	0	0	0	2
Thomas	3-4	0-0	2-2	5	5	8	0	4	1	0	21
Reed	1-2	1-2	2-2	0	1	5	1	0	0	1	13
Henderson	1-4	1-1	1-4	1	0	4	1	2	0	1	15
Gorney	0-0	0-0	0-0	2	2	0	0	1	1	0	5
Team				6							
Totals	29-53	14-24	20-28	35	23	92	19	22	12	7	200
	FG%: .547	3PT%: .583	FT%: .714								

NORTH CAROLINA - - 106

Name	FG	3-PT	FT	RB	PF	TP	A	TO	BK	S	MN
Williams	8-12	2-4	0-1	3	2	18	4	2	0	0	23
May	5-13	0-0	6-7	6	3	16	3	2	1	0	26
Felton	5-9	2-3	1-4	5	3	13	9	1	0	4	28
Manuel	2-6	0-0	3-3	1	3	7	2	0	0	2	23
McCants	8-14	3-4	3-4	1	3	22	2	1	1	2	27
Scott	3-6	3-5	0-0	3	2	9	0	0	0	1	18
Terry	0-0	0-0	0-0	0	0	0	0	0	0	0	1
Thomas	1-1	0-0	0-0	1	2	2	2	1	0	0	8
Everett	0-1	0-0	0-0	1	1	0	0	1	0	0	2
Miller	0-0	0-0	0-0	0	0	0	0	0	0	0	2
Williams	3-7	0-1	5-5	4	3	11	1	1	1	3	21
Grant	0-0	0-0	0-0	0	0	0	0	1	0	0	2
Noel	4-4	0-0	0-0	3	1	8	0	1	1	0	15
Hooker	0-0	0-0	0-0	0	0	0	0	0	0	0	2
Sanders	0-1	0-0	0-0	2	0	0	0	0	0	0	2
Team				3							
Totals	39-74	10-17	18-24	33	23	106	23	11	4	12	200
	FG%: .527	3PT%: .588	FT%: .750								

Score by Periods:

Iowa	40	52	92
North Carolina	59	47	106

Attendance: 2,500

2004-05 Iowa Game Summaries

(5) IOWA 91, DRAKE 75 November 30, 2004, Knapp Center, Des Moines, IA

Iowa used a strong shooting performance and solid play from its reserves in taking a 91-75 win over Drake in Des Moines. The Hawkeyes used a 12-0 scoring run late in the first half to gain control, building a 52-35 halftime advantage. The Hawkeyes shot 58.8% from the field, 50% from three-point range and 83.3% from the free throw line in the opening half. The Hawkeyes played without center Erik Hansen, who missed the game with a bruised hip.

Iowa maintained its advantage throughout the second half as Drake was never able to get closer than 10 points. Iowa ended the game shooting 53.6% from the field, compared to 42% for the Bulldogs, who made just 6-22 (27.3%) of their three-point attempts.

The Hawkeye reserves scored 26 points, with freshman Carlton Reed scoring a career-high 14. Mike Henderson matched his career-high with eight points as the two guards combined to make 7-9 field goals and 6-6 free throws.

Jeff Horner and Adam Haluska led the Iowa attack with 21 points and eight rebounds apiece. Pierre Pierce added 15 points and Greg Brunner scored eight.

IOWA - - 91

Name	FG	3-PT	FT	RB	PF	TP	A	TO	BK	S	MN
Thomas	0-1	0-0	0-0	1	2	0	1	0	1	0	9
Brunner	3-7	0-1	2-3	4	5	8	1	3	2	1	28
Haluska	5-10	2-5	9-10	8	0	21	2	0	0	2	38
Horner	6-13	3-8	6-8	8	4	21	6	3	0	2	37
Pierce	7-12	1-3	0-2	4	3	15	2	8	0	3	31
Angle	0-0	0-0	0-0	2	0	0	0	0	0	0	3
Thompson	2-4	0-0	0-0	3	1	4	0	1	1	0	13
Reed	4-6	2-4	4-4	1	1	14	0	2	0	1	23
Henderson	3-3	0-0	2-2	1	4	8	0	2	0	1	14
Gorney	0-0	0-0	0-0	0	0	0	0	0	0	0	4
Team				5							
Totals	30-56	8-21	23-29	37	20	91	12	19	4	10	200
	FG%: .536	3PT%: .381	FT%: .793								

DRAKE - - 75

Name	FG	3-PT	FT	RB	PF	TP	A	TO	BK	S	MN
Korver	6-12	4-8	2-2	6	5	18	2	0	0	1	29
Eggers	1-4	0-2	0-0	1	5	2	2	2	0	3	20
Keita	11-17	0-0	1-4	7	4	23	0	2	5	1	26
Randolph	2-9	0-2	4-6	4	2	8	8	7	0	6	30
Brooks	2-7	0-2	2-2	3	1	6	3	1	0	1	30
Bryant	0-2	0-2	0-0	1	0	0	0	0	0	0	12
Tracy	0-1	0-0	0-0	0	0	0	0	2	0	0	4
Heemskerck	6-9	1-2	1-5	9	0	14	0	0	0	1	22
Houston	0-3	0-1	1-2	0	3	1	0	3	0	0	10
Richie	1-4	1-3	0-0	3	3	3	0	2	0	0	15
Bancroft	0-1	0-0	0-0	0	0	0	0	0	0	0	2
Team				4							
Totals	29-69	6-22	11-21	38	23	75	15	19	5	13	200
	FG%: .420	3PT%: .273	FT%: .524								

Score by Periods:	Attendance: 7,062		
Iowa	52	39	91
Drake	35	40	75

(6) IOWA 88, CENTENARY 53 December 3, 2004, Carver-Hawkeye Arena, Iowa City, IA

The shooting percentages told the story as Iowa raced past Centenary College 88-53 in the first round of the Gazette Hawkeye Challenge. Iowa shot 55% from the field in the contest, compared to 32.1% for the visitors, collecting 33 made field goals to just 18 for Centenary.

Iowa shot 60% from the field in the opening half, but the Hawkeyes were also guilty of seven turnovers in the first half and held a 38-26 halftime advantage, despite holding Centenary to 29.6% shooting. Iowa took better care of the basketball in the second half, committing just two turnovers, while shooting 51.4% from the field and sinking 11-15 (73.3%) free throws.

The Iowa defense collected 12 steals while forcing 15 Centenary turnovers and the Hawkeye blocked eight shots. Iowa won the rebounding battle by a 40-32 margin.

Pierre Pierce scored 19 points to lead the team in scoring, and he also added five rebounds, three assists and five steals. Greg Brunner added 14 points and six rebounds and Jeff Horner had nine points and seven assists. Doug Thomas came off the bench to contribute eight points and seven rebounds and Mike Henderson added eight points and three assists.

CENTENARY - - 53

Name	FG	3-PT	FT	RB	PF	TP	A	TO	BK	S	MN
Maclies	7-12	1-2	6-6	6	1	21	0	2	1	2	30
Williams	0-1	0-0	0-0	3	1	0	0	0	0	0	11
Hamilton	4-15	3-7	1-2	1	3	12	2	4	0	1	26
Taylor	0-2	0-1	0-0	0	1	0	0	0	0	0	17
Moragne	1-4	1-3	2-2	4	2	5	3	3	0	0	29
Tillman	2-9	0-3	2-3	3	2	6	0	2	0	0	31
Jackson	0-1	0-0	0-0	0	0	0	0	0	0	0	2
Hopkins	3-5	1-3	0-0	5	3	7	3	1	0	2	22
Tolefree	1-2	0-0	0-0	0	3	2	0	0	0	0	9
Lowe	0-1	0-0	0-0	4	0	0	1	1	0	0	11
Maxwell	0-4	0-0	0-0	1	4	0	0	2	1	1	12
Team				5							
Totals	18-56	6-19	11-13	32	20	53	9	15	2	6	200
	FG%: .321	3PT%: .316	FT%: .846								

IOWA - - 88

Name	FG	3-PT	FT	RB	PF	TP	A	TO	BK	S	MN
Brunner	6-7	0-0	2-4	6	1	14	1	1	2	1	21
Hansen	2-4	0-0	1-2	1	2	5	1	1	2	0	19
Haluska	3-9	2-6	0-0	2	2	8	1	1	0	0	18
Horner	3-5	0-1	3-3	4	1	9	7	2	0	2	31
Pierce	8-13	1-5	2-5	5	3	19	3	3	0	5	22
Angle	1-2	0-1	0-0	2	1	2	1	1	0	0	5
Thompson	2-3	0-0	0-0	3	0	4	1	0	2	1	16
Wieck	0-0	0-0	0-0	0	1	0	0	0	1	0	2
Brownlee	1-2	1-2	0-0	0	0	3	0	0	0	0	2
Thomas	3-5	0-0	2-3	7	1	8	0	0	0	1	15
Reed	2-4	1-1	2-2	1	0	7	0	0	0	0	18
Henderson	2-6	0-0	4-6	4	1	8	3	0	1	1	23
Gorney	0-0	0-0	1-2	2	2	1	1	0	0	1	8
Totals	33-60	5-16	17-27	40	15	88	19	9	8	12	200
	FG%: .550	3PT%: .313	FT%: .630								

Score by Periods:	Attendance: 9,711		
Centenary	26	27	53
Iowa	38	50	88

2004-05 Iowa Game Summaries

(7) IOWA 83, UNC GREENSBORO 58 December 4, 2004, Carver-Hawkeye Arena, Iowa City, IA

Solid shooting and a strong defensive effort helped Iowa overcome 21 turnovers as the Hawkeyes defeated UNC Greensboro 83-58 in the championship game of the Gazette Hawkeye Challenge. Iowa shot 50.8% from the field in the win, including a tournament-record 57.9% (11-19) from three-point range. The 11 three-point baskets tied a tournament record and the Hawkeyes tied their own school record with 12 blocked shots. Iowa also held Greensboro to 33.8% shooting and forced 22 turnovers.

A three-point basket by Jeff Horner gave Iowa a 5-2 advantage three minutes into the contest and the Hawkeyes never trailed. Greensboro had closed to within 33-25 with three minutes to play in the first half before Iowa scored the final eight points of the period for a 41-25 halftime advantage.

Even while improving their shooting to 44.1% from the field in the second half, the visitors could get no closer than nine points in the final 20 minutes. For the second straight game, Iowa held its opponent to under 35% shooting from the field.

Four Hawkeyes scored in double figures, with Pierre Pierce and Adam Haluska each scoring 17 to lead the way. Horner added 14 and Greg Brunner 12. Junior Doug Thomas came off the bench to lead Iowa with 10 rebounds, while Brunner added nine and Horner added a career-best 11 assists.

UNC GREENSBORO - - 58

Name	FG	3-PT	FT	RB	PF	TP	A	TO	BK	S	MN
Gross	6-13	1-2	0-2	3	1	13	1	0	0	2	30
Burrell	4-14	0-0	1-2	13	4	9	2	6	0	2	36
Hines	7-12	0-0	0-1	10	3	14	1	5	3	2	29
Johnson	0-1	0-0	2-2	2	1	2	2	3	0	0	24
Hickman	4-14	3-7	0-2	4	1	11	2	2	0	3	30
Wilson	0-1	0-1	0-0	0	3	0	0	1	0	0	6
Bristow	1-8	0-3	0-0	0	0	2	2	1	0	3	14
Oleksiak	2-4	1-3	0-0	0	1	5	0	3	0	0	14
Beckford	1-7	0-1	0-0	6	1	2	1	0	1	0	21
Everette	0-0	0-0	0-0	0	0	0	0	0	0	0	2
Moore	0-0	0-0	0-0	0	0	0	0	0	0	0	1
Team				4				1			
Totals	25-74	5-17	3-9	42	15	58	11	22	4	12	200
	FG%: .338	3PT%: .294	FT%: .333								

IOWA - - 83

Name	FG	3-PT	FT	RB	PF	TP	A	TO	BK	S	MN
Brunner	5-8	0-0	2-2	9	2	12	3	4	3	1	31
Hansen	3-7	0-0	2-3	2	3	8	0	1	5	0	23
Haluska	7-11	3-5	0-0	5	1	17	2	4	1	1	27
Horner	5-9	4-6	0-0	3	1	14	11	3	0	3	34
Pierce	7-17	1-4	2-3	6	2	17	5	3	1	1	30
Angle	0-2	0-1	0-0	0	0	0	0	1	0	0	2
Thompson	0-1	0-0	0-0	1	0	0	1	0	1	0	7
Wieck	0-0	0-0	0-0	0	0	0	0	0	0	0	1
Brownlee	0-0	0-0	0-0	0	0	0	0	0	0	0	1
Thomas	1-2	0-0	2-2	10	2	4	1	2	1	1	17
Reed	2-4	2-2	0-2	3	1	6	0	2	0	0	11
Henderson	2-2	1-1	0-0	0	1	5	1	1	0	0	14
Gorney	0-0	0-0	0-0	0	0	0	0	0	0	0	2
Team				4							
Totals	32-63	11-19	8-12	43	13	83	24	21	12	7	200
	FG%: .508	3PT%: .579	FT%: .667								

Score by Periods:	Attendance: 10,680		
UNC Greensboro	25	33	58
Iowa	41	42	83

(8) IOWA 76, NORTHERN IOWA 73 December 7, 2004, Carver-Hawkeye Arena, Iowa City, IA

Iowa led nearly the entire game, but had to hold off a Northern Iowa rally in the final six minutes to take a 76-73 win in Iowa City. The Hawkeyes trailed 9-4 early in the contest and the game was tied three times before a three-point basket by Pierre Pierce gave Iowa a 16-13 advantage seven minutes into the game. The Hawkeyes led by as many as 13 in the opening half before taking a 40-32 halftime advantage.

The Panthers hit eight of their first 11 field goal attempts in the second half, but Iowa also shot well and built the advantage back to 13 points with 9:28 remaining. Iowa still held a 70-61 lead with 5:50 left when UNI rallied. The Panthers closed to within one point with 34 seconds to play and had a shot for the lead after Iowa missed a free throw. The Hawkeyes came up with a defensive stop in the final 10 seconds and Jeff Horner connected on two free throws with 4.5 seconds remaining for the final margin. A final desperation shot by the Panthers at the buzzer was off the mark.

Both teams shot 52.6% (30-57) from the field, but Iowa had a 10-8 advantage in three-point baskets and a 6-5 advantage from the foul line. UNI won the rebounding battle by a 33-29 margin, but Iowa was guilty of just seven turnovers.

Forward Greg Brunner led Iowa's attack with 23 points, hitting 10-13 field goals. Horner added 16 points and Pierce and Erik Hansen each scored 14. Horner led Iowa with nine rebounds and Pierce added five assists.

NORTHERN IOWA - - 73

Name	FG	3-PT	FT	RB	PF	TP	A	TO	BK	S	MN
Stout	6-11	0-2	3-5	7	3	15	0	1	0	1	37
Coleman	8-12	0-0	0-2	11	0	16	5	2	1	2	38
Crawford	3-8	3-6	0-1	5	4	9	1	1	0	1	35
Jacobson	10-16	3-4	2-2	4	0	25	5	2	0	0	38
McKowen	0-0	0-0	0-0	1	3	0	3	2	0	0	15
Little	0-2	0-2	0-0	0	2	0	0	0	0	0	7
Foster	2-6	1-4	0-0	0	1	5	2	0	0	0	13
Schmit	1-2	1-2	0-0	2	0	3	3	0	0	0	13
Godfred	0-0	0-0	0-0	0	2	0	0	0	0	0	4
Team				3				1			
Totals	30-57	8-20	5-10	33	15	73	19	9	1	4	200
	FG%: .526	3PT%: .400	FT%: .500								

IOWA - - 76

Name	FG	3-PT	FT	RB	PF	TP	A	TO	BK	S	MN
Brunner	10-13	2-3	1-3	4	3	23	2	5	0	2	33
Hansen	6-9	1-2	1-2	3	3	14	2	0	2	0	30
Haluska	2-4	1-2	0-1	0	1	5	4	0	0	0	28
Horner	5-12	4-8	2-2	9	1	16	3	1	0	1	36
Pierce	5-12	2-3	2-3	4	1	14	5	1	0	2	36
Thomas	1-4	0-0	0-0	3	3	2	0	0	0	0	17
Reed	0-0	0-0	0-0	0	1	0	0	0	0	0	5
Henderson	1-3	0-0	0-0	3	0	2	3	0	0	0	15
Team				3							
Totals	30-57	10-18	6-11	29	13	76	19	7	2	5	200
	FG%: .526	3PT%: .556	FT%: .545								

Score by Periods:	Attendance: 10,349		
Northern Iowa	32	41	73
Iowa	40	36	76

2004-05 Iowa Game Summaries

(9) IOWA 70, IOWA STATE 63
December 10, 2004, Carver-Hawkeye Arena, Iowa City, IA

Iowa won its fifth straight game with a 70-63 decision over Iowa State Dec. 10 in Iowa City. The Hawkeyes never trailed in the contest and held on at the end after ISU had pulled to within one, 61-60, with just over two minutes to play. Greg Brunner scored on a driving lay-up for a three point advantage and two free throws by Adam Haluska gave Iowa a 65-60 cushion with 40 seconds remaining. Brunner sealed the win with a steal and a free throw with 12 seconds to play and Jeff Horner added two free throws for the final margin with seven seconds to play.

The game was tied three times in the first half before Iowa went to the break with a 34-32 advantage. Iowa then scored the first seven points of the second half and went on to lead by as many as 11 points with 10 minutes remaining before Iowa State rallied at the end.

Both teams shot less than 40% from the field. Iowa shot just 23.5% (4-17) from three-point range, but the Cyclones failed to connect on any of their six three-point attempts. Iowa held a 22-17 advantage at the free throw line, but ISU won the rebounding battle, 47-39. Iowa came up with eight steals while forcing 16 ISU turnovers and the Haswkeyes had just 10 turnovers and blocked eight shots.

Haluska led Iowa's balanced scoring attack with 20 points, including 4-8 treys. Pierre Pierce added 15 points, Horner scored 12 and Brunner 11. Brunner led both teams with 13 rebounds, Horner contributed seven assists, Hansen added a career-best seven blocked shots and Pierce came up with five steals.

IOWA STATE - - 63

Name	FG	3-PT	FT	RB	PF	TP	A	TO	BK	S	MN
Faulkner	0-2	0-0	2-2	6	4	2	0	2	0	1	22
Homan	9-17	0-0	7-10	11	4	25	2	0	1	0	38
Stinson	5-15	0-1	4-4	6	5	14	3	6	1	1	28
Carr	0-1	0-1	0-0	0	0	0	0	1	0	0	6
Blalock	7-19	0-2	1-2	6	2	15	4	4	0	1	37
Neal	0-2	0-2	2-2	5	1	2	1	0	0	0	22
Clark	0-0	0-0	0-0	3	1	0	1	1	0	0	14
Staple	0-1	0-0	0-0	0	33	0	0	0	0	0	9
Davis	1-3	0-0	1-2	5	5	3	0	2	0	1	12
George	1-2	0-0	0-0	1	0	2	0	0	2	1	12
Team				4							
Totals	23-62	0-6	17-22	47	25	63	11	16	4	5	200
	FG%: .371	3PT%: .000	FT%: .773								

IOWA - - 70

Name	FG	3-PT	FT	RB	PF	TP	A	TO	BK	S	MN
Brunner	3-10	0-2	5-8	13	2	11	3	1	0	3	35
Hansen	3-8	0-0	2-2	3	3	8	0	1	7	0	28
Haluska	7-13	4-8	2-2	3	5	10	2	0	0	0	32
Horner	2-6	0-2	8-10	6	2	12	7	2	0	0	31
Pierce	6-18	0-4	3-4	8	1	15	1	4	1	5	37
Thompson	0-2	0-0	0-0	2	0	0	0	0	0	0	1
Thomas	1-1	0-0	0-1	1	2	2	0	1	0	0	16
Reed	0-1	0-1	0-0	0	1	0	1	0	0	0	5
Henderson	0-1	0-0	2-2	0	1	2	0	1	0	0	15
Team				3							
Totals	22-60	4-17	22-29	39	17	70	14	10	8	8	200
	FG%: .367	3PT%: .235	FT%: .759								

Score by Periods:	Attendance: 15,312		
Iowa State	32	31	63
Iowa	34	36	70

(10) IOWA 88, WESTERN CAROLINA 75
December 18, 2004, Carver-Hawkeye Arena, Iowa City, IA

Iowa controlled the action in the early going of both the first and second half in taking an 88-75 win in Iowa City. The Hawkeyes build a 23-5 advantage after 12 minutes before the visitors closed to within 32-25 at intermission. Iowa held Western to 25% field goal shooting in the opening 20 minutes while forcing 14 turnovers.

Iowa built the advantage back to 14 points in the first five minutes of the second half and led by as many as 24 points with six minutes to play. Western Carolina found its shooting touch in the second half, shooting 45.9% from the field and 62.5% from three-point range. For the game the visitors hit 12-12 treys.

Jeff Horner led Iowa's second half scoring surge, hitting all six of his field goal attempts, including three three-pointers. The Hawkeyes shot 61.3% from the field in the second half and made 6-9 three-pointers after the midway point.

Iowa shot 50.8% from the field for the game, including 53.3% from three-point range. The Hawkeyes also had 26 assists and forced 24 WCU turnovers.

Pierre Pierce led Iowa with 21 points, eight rebounds and four steals, while Horner added 20 points and 10 assists. Greg Brunner had 11 points and 11 rebounds and Erik Hansen and Adam Haluska each added 10 points.

WESTERN CAROLINA - - 75

Name	FG	3-PT	FT	RB	PF	TP	A	TO	BK	S	MN
Muirhead	4-10	2-2	3-4	3	4	4	13	1	4	0	26
Nlandu	1-4	0-0	0-0	2	4	2	2	3	0	0	17
Berghoefer	7-15	0-0	4-7	11	2	18	0	3	1	2	31
Russell	0-2	0-1	0-0	2	4	0	1	2	1	1	18
Greathouse	3-8	3-7	0-0	0	4	9	5	2	0	1	26
Outing	1-3	0-0	2-2	3	2	4	0	2	0	1	8
Hopkins	4-12	3-8	2-2	3	1	13	7	3	0	2	25
Brempong	1-8	0-2	0-0	9	4	2	0	3	2	2	23
McKenna	1-1	1-1	0-0	0	0	3	0	1	0	1	3
Woodyard	3-6	3-3	2-2	4	0	11	2	1	1	1	23
Team				6							
Totals	25-69	12-24	13-17	43	25	75	18	24	5	12	200
	FG%: .362	3PT%: .500	FT%: .765								

IOWA - - 88

Name	FG	3-PT	FT	RB	PF	TP	A	TO	BK	S	MN
Brunner	3-8	0-1	5-8	11	3	11	5	2	2	2	30
Hansen	5-10	0-0	0-0	4	4	10	0	2	2	1	19
Haluska	3-8	2-6	2-4	6	1	10	3	1	0	0	28
Horner	7-10	4-5	2-2	2	0	20	10	1	0	1	31
Pierce	8-11	1-1	4-10	8	3	21	3	5	0	4	24
Angle	0-1	0-0	0-0	0	0	0	0	2	0	0	2
Thompson	2-5	0-0	1-3	3	2	5	1	0	0	0	15
Wieck	0-1	0-0	0-0	1	0	0	0	1	0	0	3
Thomas	1-1	0-0	0-0	2	4	2	0	2	0	0	10
Reed	1-2	1-1	1-2	2	1	4	1	1	0	3	13
Henderson	1-4	0-1	3-4	2	1	5	3	2	0	0	19
Gorney	0-0	0-0	0-0	1	0	0	0	1	0	0	6
Team				2							
Totals	31-61	8-15	18-33	44	19	88	26	20	4	11	200
	FG%: .508	3PT%: .533	FT%: .545								

Score by Periods:	Attendance: 15,312		
Western Carolina	25	50	75
Iowa	32	56	88

2004-05 Iowa Game Summaries

(11) IOWA 83, TEXAS TECH 53 December 21, 2004, United Center, Chicago, IL

Iowa used a solid defensive performance in taking an 83-53 win over Texas Tech at the United Center in Chicago. Tech came into the game as one of the top scoring teams in the nation, averaging 87 points in its first seven outings. The Hawkeyes held Tech to 20 points while building a 32-20 halftime margin and pulled away from the start of the second stanza.

Iowa held Texas Tech to 35.7% shooting from the field, and the Red Raiders made just 25% of their three-point shots. The Hawkeyes won the rebounding battle, 47-35, outscored Tech 40-26 in the paint and held Tech to six fast break points and two second chance points. Tech was guilty of 21 turnovers.

Adam Haluska scored eight straight points as Iowa took a 10-3 advantage in the opening minutes as Iowa built their first half advantage with Haluska and forward Greg Brunner in foul trouble. Iowa scored the first five points of the second half and Tech was never closer than 14 points the rest of the way.

Haluska continued his scoring pace in the second half, leading all scorers with 21 points, matching a career-high, and he added six rebounds. Pierre Pierce added 15 points and five rebounds and Brunner collected nine points and a game-high eight rebounds.

The Hawkeyes received solid play from center Erik Hansen, who had nine points, six rebounds and six blocked shots, and the Hawkeye reserves added 22 points and 17 rebounds.

TEXAS TECH - - 53

Name	FG	3-PT	FT	RB	PF	TP	A	TO	BK	S	MN
Giles	1-8	0-0	0-2	6	1	2	1	4	1	0	17
Marshall	3-9	1-4	0-0	4	3	7	1	1	0	0	22
Dora	0-3	0-1	0-0	2	2	0	1	0	0	0	16
Zeno	4-10	0-0	3-4	2	3	11	2	4	1	1	34
Jackson	5-9	1-1	5-5	4	2	16	7	2	0	1	31
Coffman	0-0	0-0	0-0	0	1	0	0	3	0	0	9
Ross	2-6	0-1	0-1	3	4	4	0	1	0	0	24
Ogden	0-1	0-1	0-0	1	0	0	1	0	0	0	4
White	1-2	0-0	1-2	2	1	3	4	2	0	0	16
Ofoegbu	0-1	0-0	2-2	0	1	2	0	2	0	0	5
Sulagic	4-7	0-0	0-2	6	4	8	0	2	1	1	22
Team				5							
Totals	20-56	2-8	11-18	35	22	53	17	21	3	3	200
	FG%: .357		3PT%: .250					FT%: .611			

IOWA - - 83

Name	FG	3-PT	FT	RB	PF	TP	A	TO	BK	S	MN
Haluska	7-9	3-3	4-5	6	2	21	2	0	0	2	22
Brunner	3-8	0-0	3-4	8	3	9	0	2	1	0	22
Hansen	3-7	1-1	2-4	6	4	9	1	4	6	0	29
Hornor	3-14	1-6	0-0	2	1	7	6	1	0	1	33
Pierce	6-14	0-3	3-6	5	2	15	4	4	2	2	34
Angle	0-0	0-0	0-0	0	0	0	0	1	0	0	1
Thompson	2-3	0-0	0-0	5	0	4	1	0	0	1	11
Wieck	0-0	0-0	0-0	0	0	0	0	0	0	0	2
Brownlee	0-0	0-0	0-0	0	0	0	0	0	0	0	1
Thomas	3-6	0-0	0-0	6	4	6	1	2	1	1	14
Reed	1-3	0-2	2-2	1	0	4	1	0	0	0	13
Henderson	3-4	0-1	2-4	3	1	8	1	1	0	1	16
Gorney	0-0	0-0	0-0	2	1	0	0	0	0	0	2
Team				3							
Totals	31-68	5-16	16-25	47	18	83	17	15	10	8	200
	FG%: .456		3PT%: .313					FT%: .640			

Score by Periods:

Texas Tech	20	33	53
Iowa	32	51	83

Attendance: 7,176

(12) IOWA 73, AIR FORCE 63 December 28, 2004, Carver-Hawkeye Arena, Iowa City, IA

Iowa used a solid shooting performance and a strong defense to take a 73-63 win over Air Force. Iowa Started slowly, leading by just 15-11 with six minutes left in the first half. The Hawkeyes took control from there, building the advantage to 29-17 by intermission.

Iowa scored the first eight points of the second half and made eight of its first nine shots in the period to take full control. The Hawkeyes led by as many as 24 points on three occasions, the last at 61-37 with just under seven minutes remaining.

The Hawkeyes shot 75% (15-20) from the field in the second half and 67.5% for the game, the second best shooting night in school history.

The Iowa defense was outstanding through the first 34 minutes of the contest. Air Force shot just 30% from the field in the first half before warming up in the final 10 minutes. For the game the Falcons shot 43.4%, but made just 14-36 three-point attempts and attempted just four free throws.

Iowa won the rebounding battle by a 32-18 margin and scored 73 points against a team that had allowed just 49 points per game in its first 10 games.

Pierre Pierce had another outstanding all-around game to lead Iowa. Pierce had 19 points (9-13 FGs), seven rebounds, six assists and three steals. Greg Brunner added 17 points and nine rebounds, Adam Haluska had 14 points and Jeff Horner added seven points, five rebounds and three assists.

AIR FORCE - - 63

Name	FG	3-PT	FT	RB	PF	TP	A	TO	BK	S	MN
Burtschi	7-14	5-10	0-0	8	2	19	1	3	0	3	33
Welch	2-7	0-3	0-0	2	4	4	7	4	1	2	36
Keller	3-9	3-9	2-2	2	4	11	1	2	0	0	38
Hood	5-10	1-4	1-1	1	4	12	3	1	0	2	34
Nwaelele	4-7	3-4	0-1	3	3	11	4	1	0	0	29
McCraw	2-5	2-5	0-0	1	3	6	2	0	0	0	19
Anderson	0-0	0-0	0-0	0	0	0	0	1	0	0	3
Buchanan	0-1	0-1	0-0	0	2	0	0	1	0	0	8
Team				1							
Totals	23-53	14-36	3-4	18	22	63	18	14	1	7	200
	FG%: .434		3PT%: .389					FT%: .750			

IOWA - - 73

Name	FG	3-PT	FT	RB	PF	TP	A	TO	BK	S	MN
Brunner	7-12	0-0	3-4	9	1	17	1	3	0	0	33
Hansen	2-2	0-0	3-3	2	1	7	0	1	0	0	26
Haluska	4-6	2-4	4-4	4	1	14	1	1	1	1	26
Hornor	1-1	0-0	5-8	5	2	7	3	6	0	0	33
Pierce	9-13	0-1	1-3	7	2	19	6	2	0	3	36
Thompson	1-1	0-0	0-0	1	1	2	0	2	1	0	7
Thomas	1-2	0-0	0-0	3	1	2	1	2	0	0	13
Reed	1-2	0-1	1-2	1	1	3	0	0	0	0	12
Henderson	1-1	0-0	0-2	0	2	2	1	2	0	1	14
Team				0							
Totals	27-40	2-6	17-26	32	12	73	13	19	2	5	200
	FG%: .675		3PT%: .333					FT%: .654			

Score by Periods:

Air Force	17	46	63
Iowa	29	44	73

Attendance: 11,158

2004-05 Iowa Game Summaries

(13) IOWA 67, SAINT LOUIS 58 December 31, 2004, Carver-Hawkeye Arena, Iowa City, IA

Iowa turned up its intensity and its defensive pressure in the second half in taking a 67-58 win over Saint Louis in Iowa City to win its ninth straight game.

The Hawkeyes trailed 29-27 at halftime after Saint Louis shot 48.1% from the field in the opening period. Iowa started fast in building a 7-2 advantage just two minutes into the game. Saint Louis tied the score at the midway point of the period and led the rest of the half.

Iowa's second half rally, which included a 10-0 scoring run midway through the frame, saw the Hawkeyes outscore the visitors 40-29. The Hawkeyes held Saint Louis scoreless for over five minutes while taking control of the game.

Saint Louis shot just 30.6% from the field in the second half while Iowa shot 56%. Iowa also hit 66.7% of its three-point attempts in the second half and shot 78.9% from the foul line in the game.

Pierre Pierce led Iowa with a season-high 24 points, hitting 11-18 field goals. He added five rebounds and three assists. Greg Brunner had his fourth double-double of the season with 10 points and 11 rebounds while Adam Haluska scored 13 points and Jeff Horner added 12 points and six assists.

SAINT LOUIS - - 58

Name	FG	3-PT	FT	RB	PF	TP	A	TO	BK	S	MN
Brown	1-9	0-3	0-0	5	3	2	3	3	0	1	25
Johnson	4-9	0-0	1-2	8	2	9	0	0	0	0	24
Ohanon	8-14	0-0	1-5	5	2	17	3	3	0	3	30
Polk	1-6	0-3	0-0	1	0	2	2	2	1	1	33
Drejaj	5-13	1-7	3-3	3	5	14	1	1	0	1	35
Clarke	2-3	1-2	1-1	3	2	6	2	0	0	0	19
Vouyoukas	1-6	0-0	2-3	11	3	4	1	1	0	1	16
Meyer	0-1	0-0	0-0	0	0	0	0	0	0	0	8
Newborne	1-1	0-0	0-0	0	0	2	0	0	1	0	6
Husak	1-1	0-0	0-0	1	0	2	0	0	0	0	4
Team				3				1			
Totals	24-63	2-15	8-14	40	17	58	12	11	2	7	200
	FG%: .381	3PT%: .133	FT%: .571								

IOWA - - 67

Name	FG	3-PT	FT	RB	PF	TP	A	TO	BK	S	MN
Brunner	3-5	1-2	3-4	11	3	10	2	2	1	0	31
Hansen	1-5	0-1	0-0	5	2	2	1	1	7	1	32
Haluska	5-7	2-4	1-2	4	0	13	0	1	1	0	29
Horner	2-8	2-4	6-7	2	2	12	6	4	1	1	35
Pierce	11-18	1-4	1-2	5	4	24	3	1	0	0	32
Thompson	0-2	0-0	0-0	0	0	0	0	0	1	1	4
Thomas	1-1	0-0	4-4	3	3	6	0	0	1	0	13
Reed	0-0	0-0	0-0	2	0	0	0	1	0	0	9
Henderson	0-1	0-0	0-0	0	0	0	1	2	0	0	15
Totals	23-47	6-15	15-19	32	14	67	13	12	12	3	200
	FG%: .489	3PT%: .400	FT%: .789								

Score by Periods:

Saint Louis	29	29	58
Iowa	27	40	67

Attendance: 10,760

(14) MICHIGAN 65, IOWA 63 January 5, 2005, Carver-Hawkeye Arena, Iowa City, IA

Iowa got off to a slow start and saw a second half rally fall short as its nine-game winning streak was snapped in a 65-63 home loss to Michigan. Michigan shot 53.3% from the field and 63.3% from three-point range in the opening half in building a 44-30 advantage at the midway point. Iowa rallied in the opening part of the second half, pulling to within one point, 47-48, on a jumper by Greg Brunner with 11:42 remaining. Jeff Horner hit a three-point basket with 1:31 to play, forcing the first tie of the game at 59-59. Iowa had one shot at the lead before missing a shot while trailing by a single point. Michigan increased the advantage to 65-62 with 26 seconds left on a pair of free throws before Iowa missed a three-point attempt. Iowa got the ball back with eight seconds remaining after Michigan missed two free throws, and Pierre Pierce was fouled on a three-point attempt with 1.6 seconds remaining. Pierce missed the first free throw attempt before making the second. His intentional miss on the third attempt missed the rim and Michigan ran out the clock from there.

Iowa held the Wolverines to just 21 points in the second half and forced 25 turnovers in the game, but the first half deficit and Michigan's 40-28 rebounding edge was too much to overcome. Iowa made all eight of its free throw attempts in the first half, but missed all eight three-point attempts. In the second half, Iowa made 4-8 treys, but shot just 53.8% (7-13) from the foul line.

Pierce led Iowa with 15 points, while Horner, Brunner and Adam Haluska each added 14. Brunner led Iowa with eight rebounds and Pierce added six rebounds and five assists.

MICHIGAN - - 65

Name	FG	3-PT	FT	RB	PF	TP	A	TO	BK	S	MN
Andrews	0-0	0-0	4-4	2	4	4	3	1	0	0	17
Hunter	1-5	0-1	0-0	4	4	2	0	3	0	0	11
Sims	3-9	0-0	4-4	13	3	10	1	7	1	0	35
Harris	4-12	3-9	1-2	2	3	12	4	5	0	1	37
Coleman	3-6	2-3	0-0	4	0	8	2	2	0	2	35
Horton	5-8	2-2	1-3	2	3	13	2	2	0	1	26
Harrell	0-0	0-0	0-0	1	0	0	2	1	0	0	6
Petway	6-9	0-0	2-3	7	1	14	1	0	4	2	28
Mathis	1-1	0-0	0-0	0	1	2	0	0	0	0	5
Team				5				4			
Totals	23-50	7-15	12-16	40	19	65	15	25	5	6	200
	FG%: .460	3PT%: .467	FT%: .750								

IOWA - - 63

Name	FG	3-PT	FT	RB	PF	TP	A	TO	BK	S	MN
Brunner	4-12	0-1	6-9	8	3	14	0	2	0	1	31
Hansen	1-5	0-0	0-0	3	3	2	2	1	6	1	32
Haluska	4-9	1-4	5-5	3	4	14	0	0	0	2	36
Horner	5-12	3-8	1-2	2	1	14	4	2	0	1	38
Pierce	6-17	0-2	3-5	6	4	15	5	7	0	3	39
Thompson	0-0	0-0	0-0	1	1	0	0	0	0	0	2
Thomas	2-2	0-0	0-0	2	1	4	0	0	0	0	13
Reed	0-1	0-1	0-0	0	0	0	0	0	0	0	3
Henderson	0-1	0-0	0-0	0	2	0	0	1	0	0	6
Team				3				1			
Totals	22-59	4-16	15-21	28	19	63	11	14	6	8	200
	FG%: .373	3PT%: .250	FT%: .714								

Score by Periods:

Michigan	44	21	65
Iowa	30	33	63

Attendance: 10,289

2004-05 Iowa Game Summaries

(15) OHIO STATE 81, IOWA 69

January 8, 2005, Schottenstein Center, Columbus, OH

A cold spell late in the first half proved to be decisive for the second straight game as Iowa lost an 81-69 decision at Ohio State. Iowa trailed by eight points in the early going before a three-pointer by Pierre Pierce tied the score at 24-24 with nine minutes remaining. From there Ohio State scored 12 straight points over a five minutes period to take control, eventually building a 47-32 halftime advantage.

The Buckeyes built the advantage to 18 points early in the second half before Iowa rallied. The Hawkeyes closed to within nine points on two occasions, the last with 13 minutes to play, but could get no closer.

OSU shot 51.5% from the field and made eight three-point baskets in the first half. For the game the Buckeyes shot 47.5% from the field and 42.9% (12-28) from three-point range.

Iowa shot well (50%) in the first half before falling to 40.7% in the second half. Iowa made just 4-12 (33.3%) of its three-point attempts, but did make 17-20 free throws. Ohio State won the rebounding battle by a 34-29 margin and Iowa was guilty of 16 turnovers, 10 in the first half.

Pierce led Iowa with a career-high 31 points, and he added five rebounds and three steals. Forward Greg Brunner added his fifth double-double of the season with 14 points and 11 rebounds, while Jeff Horner added nine points and Doug Thomas eight.

IOWA - - 69

Name	FG	3-PT	FT	RB	PF	TP	A	TO	BK	S	MN
Hansen	0-3	0-0	0-0	2	4	0	0	0	1	0	13
Brunner	5-6	0-0	4-4	11	5	14	4	2	0	0	33
Haluska	1-4	1-3	0-0	0	2	3	0	3	0	0	15
Horner	3-8	1-3	2-2	4	2	9	2	4	0	1	37
Pierce	12-20	2-4	5-8	5	0	31	1	4	0	3	36
Thompson	0-0	0-0	0-0	0	0	0	0	0	0	0	2
Thomas	3-5	0-0	2-2	2	1	8	0	2	0	2	20
Reed	0-3	0-2	4-4	1	0	4	1	0	1	0	22
Henderson	0-3	0-0	0-0	1	3	0	0	1	0	0	20
Gorney	0-1	0-0	0-0	1	0	0	0	0	0	0	2
Team				2							
Totals	24-53	4-12	17-20	29	17	69	8	16	2	6	200
	FG%: .453	3PT%: .333	FT%: .850								

OHIO STATE - - 81

Name	FG	3-PT	FT	RB	PF	TP	A	TO	BK	S	MN
Sullinger	4-9	1-4	0-0	7	2	9	1	0	1	0	28
Harris	2-7	1-4	0-0	3	2	5	2	1	0	2	14
Dials	8-12	0-0	6-7	8	3	22	2	3	1	1	37
Fuss-Cheatham	3-8	0-2	2-3	5	0	8	2	1	0	0	28
Stockman	6-10	5-7	2-2	1	1	19	3	6	0	3	28
Butler	0-0	0-0	0-0	1	3	0	3	2	0	1	12
Foster	4-7	4-7	0-0	4	3	12	4	0	0	2	25
Sylvester	2-7	1-4	1-1	2	2	6	2	1	1	0	26
Marinchick	0-0	0-0	0-0	1	1	0	0	1	0	0	2
Totals	29-61	12-28	11-13	34	17	81	19	15	3	9	200
	FG%: .475	3PT%: .429	FT%: .846								

Score by Periods:

Iowa	32	37	69
Ohio State	47	34	81

Attendance: 14,824

(16) IOWA 66, MINNESOTA 60

January 15, 2005, Carver-Hawkeye Arena, Iowa City, IA

Iowa used a solid defensive effort against one of the top shooting team in the Big Ten in taking a 66-60 win over Minnesota in Iowa City. The Hawkeyes held Minnesota to 33.3% shooting in the game after the Gophers came into the game shooting over 51% for the season.

Iowa led from the beginning, jumping to a 10-2 advantage in the first five minutes. The Hawkeyes led by as many as 16 points in the first half before maintaining a 32-26 margin at halftime. The Gophers shot just 29% from the field in the opening half.

Despite struggling with its own field goal accuracy, Iowa led the entire second half, building the margin back to as many as 13 points on two occasions. The final margin of six points was as close as Minnesota would get in the second half as Iowa made 20-26 free throws in the final 20 minutes and won the game despite not scoring a field goal in the final 10 minutes.

Along with holding Minnesota to poor shooting, the Hawkeye defense forced 20 turnovers and came up with 10 steals. Pierre Pierce held Minnesota's leading scorer, Vincent Grier, to six points, including just one field goal. Grier had scored in double figures in each of Minnesota's first 15 games.

Along with the strong defensive effort, Pierce led Iowa with 18 points and added eight rebounds, two assists and two steals. Adam Haluska added 15 points and Jeff Horner scored 12. Greg Brunner added his sixth double-double of the season with 13 points and 11 rebounds and freshman Seth Gorney added five rebounds.

MINNESOTA - - 60

Name	FG	3-PT	FT	RB	PF	TP	A	TO	BK	S	MN
Coleman	3-8	2-5	1-2	2	1	9	0	1	1	1	21
Lawson	0-4	0-2	3-4	3	5	3	1	1	0	1	32
Hagen	3-11	0-0	9-11	12	3	15	3	5	0	0	33
Robinson	2-7	2-5	0-0	5	4	6	4	4	0	1	36
Grier	1-6	0-3	4-4	5	4	6	0	3	0	5	30
Stamper	2-3	0-0	1-2	8	4	5	0	3	0	0	20
Tucker	3-7	2-6	2-4	2	3	10	1	1	1	1	17
Tollackson	3-5	0-0	0-3	2	0	6	0	2	0	0	11
Team				2							
Totals	17-51	6-21	20-30	41	24	60	9	20	2	9	200
	FG%: .333	3PT%: .286	FT%: .667								

IOWA - - 66

Name	FG	3-PT	FT	RB	PF	TP	A	TO	BK	S	MN
Brunner	4-10	2-4	3-4	11	2	3	13	4	1	2	36
Hansen	0-2	0-0	0-0	1	5	0	2	0	3	0	14
Haluska	3-12	1-7	8-10	1	4	15	1	1	1	2	32
Horner	3-11	2-7	4-4	4	1	12	4	2	0	2	37
Pierce	5-13	0-3	8-11	8	2	18	2	5	1	2	39
Thompson	0-0	0-0	0-0	0	0	0	0	0	1	0	7
Thomas	2-3	0-0	0-0	4	4	4	0	0	0	0	12
Reed	0-1	0-0	0-0	0	1	0	0	1	0	0	4
Henderson	2-3	0-0	0-0	2	1	4	1	1	0	1	8
Gorney	0-0	0-0	0-0	5	1	0	0	0	0	1	11
Team				3							
Totals	19-55	5-21	23-29	39	21	66	13	15	7	10	200
	FG%: .345	3PT%: .238	FT%: .793								

Score by Periods:

Minnesota	26	34	60
Iowa	32	34	66

Attendance: 12,057

2004-05 Iowa Game Summaries

(17) ILLINOIS 73, IOWA 68 (OT) January 20, 2005, Assembly Hall, Champaign, IL

Iowa forced an overtime session, but couldn't pull off the upset in a 73-68 loss at top-ranked Illinois Thursday. Greg Brunner's basket with four seconds remaining forced the overtime period, but Illinois outscored the Hawkeyes 8-3 in the extra period to stay unbeaten.

Defense was the key for Iowa, as the Hawkeyes held Illinois to 32.8% shooting from the field, a season low. The teams traded baskets throughout much of the first half before Illinois used a late scoring spurt to build a 34-25 halftime advantage.

The Illinois led by 13 points with just under 15 minutes to play when Iowa rallied. Two three-point baskets by Jeff Horner and a trey by Pierre Pierce closed the game and the Hawkeyes tied the score at 52-52 with nine minutes to play on a basket by Erik Hansen. The Illini increased the advantage to six points with 1:05 to play when Iowa rallied again. Pierce hit another three-pointer and Adam Haluska scored on a dunk with 20 seconds to play. After an Illinois free throw, Brunner tied the game with his drive in the lane.

Illinois led the entire overtime period, but the margin was just one point with 1:16 to play following another basket by Brunner. Illinois got a basket by Luther head with 39 seconds remaining and Iowa was unable to score again. Along with holding Illinois with its defense, Iowa was able to connect on 44.3% of its field goals. The Illini, however, held a 23-6 scoring advantage from the free throw line, attempting 31 free throws to just 12 attempts for Iowa.

Pierce led the Hawkeyes with 22 points and another great defensive effort, holding Deron Williams to a season-low four points. Brunner added 16 points and 11 rebounds, Haluska scored 12 points and Horner added nine points, six rebounds and four assists.

IOWA - - 68

Name	FG	3-PT	FT	RB	PF	TP	A	TO	BK	S	MN
Haluska	5-12	2-4	0-2	6	5	12	0	2	0	2	27
Brunner	6-12	0-1	4-5	11	2	16	2	2	2	1	39
Hansen	2-6	0-0	0-0	3	5	4	0	1	3	0	26
Horner	3-8	3-6	0-0	6	3	9	4	5	0	1	42
Pierce	9-20	2-6	2-4	2	2	22	5	7	0	2	45
Thompson	1-1	0-0	0-0	1	2	2	0	1	0	0	4
Thomas	0-1	0-0	0-1	5	4	0	1	1	0	0	21
Reed	1-1	1-1	0-0	1	0	3	1	2	0	0	10
Henderson	0-0	0-0	0-0	0	2	0	0	1	0	1	11
Team				3							
Totals	27-61	8-18	6-12	38	25	68	13	22	5	7	205
	FG%: .443	3PT%: .444	FT%: .500								

ILLINOIS - - 73

Name	FG	3-PT	FT	RB	PF	TP	A	TO	BK	S	MN
Head	8-18	4-13	5-7	6	1	25	0	3	0	6	42
Powell	2-15	0-3	5-6	7	2	9	0	1	0	0	34
Augustine	1-6	0-0	7-8	14	0	9	0	4	2	1	37
Williams	2-5	0-1	0-2	6	4	4	8	4	0	2	39
Brown	3-9	1-6	5-6	1	3	12	2	4	0	2	30
McBride	0-3	0-3	0-0	1	0	0	2	0	0	1	21
Carter	0-0	0-0	0-0	2	0	0	0	0	0	0	3
Smith	3-5	0-1	0-0	2	2	6	0	2	1	1	7
Ingram	3-6	1-1	1-2	4	1	8	0	0	1	2	12
Team				3				1			
Totals	22-67	6-28	23-31	46	13	73	12	19	4	15	225
	FG%: .328	3PT%: .214	FT%: .742								

Score by Periods:

Iowa	25	40	3	68
Illinois	34	31	8	73

Attendance: 16,618

(18) IOWA 71, PURDUE 57 January 22, 2005, Carver-Hawkeye Arena, Iowa City, IA

Iowa used another strong defensive effort and a boost from the bench in taking a 71-57 win over Purdue in Iowa City. The Hawkeyes held Purdue to 30.4% shooting from the field in the first half, as the Boilermakers scored just 10 points in the first 17 minutes of the game. By that time, Iowa had built a 25-10 advantage on the way to a 38-20 halftime margin.

Iowa scored the first basket of the second half and was never threatened over the final 20 minutes. Iowa led 71-52 with 1:28 remaining before the Boilermakers scored the final five points to leave the final margin at 14 points, the closest Purdue came in the second half.

For the game, Iowa held Purdue to 40% shooting from the field, while the Hawkeyes shot 45%. Iowa won the rebounding battle by a 38-35 margin and collected 10 steals while forcing 19 turnovers. Iowa was guilty of just eight turnovers in the game and collected 20 assists on 27 field goals.

Junior Greg Brunner posted his fourth straight scoring and rebounding double-double with 14 points and 11 rebounds, while reserve Doug Thomas matched his career scoring high with 14 points and added nine rebounds. Jeff Horner added 13 points and Pierre Pierce had eight points while matching a career-high with eight assists. The Hawkeyes got 21 points and 14 rebounds from the bench, as freshman Carlton Reed complemented Thomas with three points and five assists.

PURDUE - - 57

Name	FG	3-PT	FT	RB	PF	TP	A	TO	BK	S	MN
Landry	6-11	0-2	4-5	8	4	16	2	4	0	0	33
Kiefer	2-8	0-0	2-5	2	4	6	1	4	1	0	25
Teague	4-10	3-6	0-0	2	5	11	1	1	0	0	23
Ford	0-1	0-1	0-0	1	1	0	1	2	0	0	15
McKnight	2-8	2-2	3-4	7	2	9	7	2	0	2	38
Hartley	3-6	3-5	0-0	1	1	9	4	2	0	0	22
Price	0-1	0-0	0-1	3	0	0	0	1	0	0	9
Carroll	0-0	0-0	0-0	0	1	0	0	0	0	0	4
Ware	0-1	0-0	0-0	1	1	0	0	0	0	0	9
Davis	3-4	0-0	0-0	7	3	6	1	3	0	1	22
Team				3							
Totals	20-50	8-16	9-15	35	22	57	17	19	1	3	200
	FG%: .400	3PT%: .500	FT%: .600								

IOWA - - 71

Name	FG	3-PT	FT	RB	PF	TP	A	TO	BK	S	MN
Brunner	4-10	1-2	5-7	11	3	14	1	2	0	1	31
Hansen	3-5	0-0	0-0	1	3	6	1	1	3	1	17
Haluska	3-8	1-4	2-2	5	4	9	0	2	0	0	21
Horner	4-7	1-3	4-6	3	0	13	3	1	0	3	34
Pierce	3-8	1-3	1-4	3	2	8	8	2	0	1	29
Thompson	1-1	0-0	0-0	2	1	2	0	0	1	0	9
Thomas	7-13	0-0	0-2	9	3	14	0	0	0	1	18
Reed	1-3	1-3	0-0	2	0	3	5	0	0	1	18
Henderson	1-4	0-0	0-0	0	2	2	2	0	0	2	18
Gorney	0-1	0-0	0-0	1	1	0	0	0	0	0	5
Team				1							
Totals	27-60	5-15	12-21	38	19	71	20	8	4	10	200
	FG%: .450	3PT%: .333	FT%: .571								

Score by Periods:

Purdue	20	37	57
Iowa	38	33	71

Attendance: 11,937

2004-05 Iowa Game Summaries

(19) NORTHWESTERN 75, IOWA 74 (OT) January 26, 2005, Welsh-Ryan Arena, Evanston, IL

Northwestern scored on a three-point basket as time expired to take a 75-74 win over Iowa in Evanston. The Hawkeyes held a 62-50 advantage with 3:27 left in regulation before Northwestern rallied. Taking advantage of several missed free throws, Northwestern tied the game with 13 seconds remaining on three free throws. A final shot by Pierre Pierce was off target, sending the game to overtime.

After Northwestern scored the first two points of the extra session, Iowa scored seven straight points and again seemed in control. The Wildcats came back, getting within two points with 53 seconds remaining. An Iowa turnover with four seconds left game Northwestern a final chance, and after a timeout, Northwestern reserve Michael Jenkins hit the game-winner from the far left corner.

Northwestern led for just 31 seconds in the 45 minute contest, while the score was tied six times for 3:08. The Hawkeyes, however, made just 5-13 free throws in the final four minutes of regulation and the overtime period, compared to 7-7 for Northwestern. The Hawkeyes were also guilty of 19 turnovers in the contest.

Iowa hit its first six shots of the game in taking an early 14-4 advantage and led 32-29 at intermission. After the Wildcats scored the first three points of the second half, Iowa took control and slowly built its advantage until the final four minutes.

Greg Brunner led Iowa's scoring attack with a career-high 28 points, hitting 11-17 field goals and 6-8 free throws. Pierre Pierce added 15 points, six rebounds and seven assists and Adam Haluska scored 12 points. Jeff Horner had seven points and six assists, with no turnovers, and Doug Thomas led the Hawkeyes with 10 rebounds, matching his career high.

IOWA - - 74

Name	FG	3-PT	FT	RB	PF	TP	A	TO	BK	S	MN
Brunner	11-17	0-2	6-8	4	4	28	0	3	3	1	44
Hansen	0-0	0-0	2-2	2	2	2	0	1	1	1	17
Haluska	3-6	3-4	3-4	2	4	12	2	1	0	1	31
Horner	2-9	2-7	1-5	4	3	7	6	0	0	1	40
Pierce	5-10	2-4	3-6	6	3	15	7	10	0	0	44
Thomas	1-4	0-0	0-1	10	2	2	0	1	2	1	18
Reed	3-5	2-4	0-0	3	2	8	0	2	0	0	15
Henderson	0-1	0-0	0-0	0	1	0	0	0	0	0	4
Thompson	0-1	0-0	0-0	3	1	0	3	0	0	0	12
Team				4							
Totals	25-53	9-21	15-26	38	22	74	18	19	6	5	225
	FG%: .472	3PT%: .429	FT%: .577								

NORTHWESTERN - - 75

Name	FG	3-PT	FT	RB	PF	TP	A	TO	BK	S	MN
Vukusic	11-20	5-12	5-5	1	0	32	1	4	1	3	43
Duvancic	2-4	0-0	2-4	6	0	6	2	4	0	1	34
Scott	1-3	0-0	0-0	0	4	2	1	1	0	0	18
Parker	3-5	1-1	5-5	3	4	12	3	2	0	2	35
Hachad	2-8	0-2	0-2	3	5	4	3	1	0	1	24
Doyle	2-4	0-0	2-4	1	3	6	3	0	0	1	27
Seacat	0-0	0-0	0-0	0	0	0	0	0	0	0	1
Thompson	0-2	0-0	4-6	3	0	4	2	3	1	1	16
Jenkins	3-4	3-4	0-0	4	3	9	2	0	0	0	27
Team				6							
Totals	24-50	9-19	18-26	27	19	75	17	15	2	9	225
	FG%: .480	3PT%: .474	FT%: .692								

Score by Periods:

Iowa	32	34	8	74
Northwestern	29	37	9	75

Attendance: 5,219

(20) IOWA 72, INDIANA 57 January 29, 2005, Carver-Hawkeye Arena, Iowa City, IA

Iowa used one of its best shooting games of the season and a strong defense to register a 72-57 win over Indiana. The Hawkeyes shot 57.8% from the field, including 58.3% from three-point range, while holding Indiana to 38.5% shooting.

Indiana twice led by three points in the opening minutes before a lay-up by Greg Brunner gave Iowa a 13-12 advantage with 14 minutes left in the half. Iowa never trailed again and led by as many as 10 points on three occasions in the opening half before holding a 35-28 advantage at the midway point.

The Hoosiers cut the margin to seven early in the second half, but could never get closer. Iowa's biggest advantage, 17 points, came in the final minutes. Iowa's solid shooting was stretched over the entire game, as the Hawkeyes hit 60.9% from the field in the first half and 54.5% over the final 20 minutes. Indiana, on the other hand, never found its shooting touch against an aggressive Iowa defense. The Hoosiers shot 39.3% in the first half and 37.5% in the second. Indiana shot just 21.4% (3-14) from three-point range.

Iowa collected 13 steals while forcing 16 Indiana turnovers and had 20 assists. The Hoosiers held a 31-27 rebounding advantage.

Pierre Pierce led Iowa with 25 points, hitting 9-14 field goal attempts. Jeff Horner added 16 points and nine assists for the Hawkeyes, while Brunner had 13 points and nine rebounds.

INDIANA - - 57

Name	FG	3-PT	FT	RB	PF	TP	A	TO	BK	S	MN
White	6-17	0-0	11-13	7	2	23	0	4	1	1	34
Vaden	3-9	1-5	0-2	3	4	7	1	2	0	2	31
Wright	4-12	0-4	2-2	5	5	10	5	3	0	0	25
Ratliff	1-2	0-1	0-0	1	1	2	0	0	0	0	16
Strickland	4-4	1-1	0-0	4	2	9	3	3	0	1	38
Ewing	0-2	0-0	1-2	5	4	1	2	1	0	2	22
Hardy	2-5	1-2	0-1	3	0	5	0	0	0	1	20
Wilmon	0-1	0-1	0-0	0	0	0	0	1	0	1	8
Perry	0-0	0-0	0-0	0	1	0	0	2	0	0	6
Team				3							
Totals	20-52	3-14	14-20	31	19	57	11	16	1	8	200
	FG%: .385	3PT%: .214	FT%: .700								

IOWA - - 72

Name	FG	3-PT	FT	RB	PF	TP	A	TO	BK	S	MN
Thompson	0-1	0-0	0-0	1	1	0	2	1	0	0	7
Thomas	4-5	0-0	0-0	1	5	8	0	1	1	0	24
Haluska	1-5	1-3	2-2	3	3	5	1	2	0	0	20
Reed	0-0	0-0	3-5	2	0	3	1	2	0	1	15
Henderson	1-2	0-0	0-0	0	2	2	1	1	0	1	16
Horner	6-9	4-6	0-0	4	0	16	9	1	0	2	36
Pierce	9-14	1-1	6-8	1	2	25	1	3	1	5	37
Hansen	0-0	0-0	0-0	1	4	0	2	0	3	1	14
Brunner	5-9	1-2	2-5	9	2	13	3	4	1	3	31
Team				5							
Totals	26-45	7-12	13-20	27	19	72	20	15	6	13	200
	FG%: .578	3PT%: .583	FT%: .650								

Score by Periods:

Indiana	28	29	57
Iowa	35	37	72

Attendance: 14,364

2004-05 Iowa Game Summaries

(21) MICHIGAN STATE 75, IOWA 64
February 5, 2005, Carver-Hawkeye Arena, Iowa City, IA

Iowa rallied in the final 16 minutes after trailing by as many as 22 points, but the rally came up short in a 75-64 loss to the 10th-ranked Spartans in Iowa City. Iowa closed to within 67-64 on a basket by Jeff Horner with 1:08 remaining, but he was also called for a charging foul on the play. Michigan State then scored the final eight points by making eight straight free throws to close out the win.

After leading 39-27 at intermission, Michigan State used a 14-4 scoring run over the first five minutes of the second half to build the 22-point margin. The Spartans led 57-37 with 13:26 remaining when Iowa scored 10 straight points over a four-minute span to get back in the contest.

Michigan State shot 43.6% from the field, but just 34.6% in the second half after shooting 51.7% in the first half. The Spartans made 23-29 (79.3%) free throws, the most made by an Iowa opponent this season, and held a 40-36 rebounding advantage.

Iowa was held to its lowest shooting percentage of the season at 28.8% from the field. The Hawkeyes shot just 22.7% in the first half and for the game made just 2-15 (13.3%) three-point attempts, also a season low. Iowa stayed in the game by hitting 32-42 free throws and committing just eight turnovers, including only one in the second half.

Adam Haluska led Iowa's scoring attack with a career-high 24 points, as he hit 9-11 free throws and also had six rebounds. Greg Brunner, limited to just 23 minutes due to foul trouble, added 16 points and seven rebounds. Jeff Horner contributed 13 points and reserve Doug Thomas led Iowa on the boards with eight rebounds.

MICHIGAN STATE - - 75

Name	FG	3-PT	FT	RB	PF	TP	A	TO	BK	S	MN
Anderson	4-8	1-3	2-2	11	5	11	0	2	0	0	22
Davis	3-9	0-1	4-6	12	1	10	4	2	1	2	31
Brown	3-7	0-1	1-2	1	4	7	1	1	0	1	24
Neitzel	3-7	0-2	0-0	2	2	6	1	1	0	1	25
Ager	1-5	0-2	6-6	0	5	8	1	0	0	0	13
Hill	2-4	1-3	2-2	3	1	7	2	1	0	0	20
Trannon	0-0	0-0	0-0	3	2	0	0	0	0	0	7
Torbert	5-11	1-4	5-6	2	2	16	2	0	1	1	27
Bogarakos	1-2	1-1	2-3	2	1	5	0	0	0	0	12
Naymick	2-2	0-0	1-2	2	4	5	0	1	0	0	12
Rowley	0-0	0-0	0-0	1	1	0	1	1	0	0	7
Team				1							
Totals	24-55	4-17	23-29	40	28	75	12	9	2	5	200
	FG%: .436	3PT%: .235	FT%: .793								

IOWA - - 64

Name	FG	3-PT	FT	RB	PF	TP	A	TO	BK	S	MN
Brunner	5-9	0-0	6-7	7	5	16	1	1	0	2	23
Hansen	0-2	0-0	4-4	0	5	4	0	1	1	2	14
Haluska	7-16	1-7	9-11	6	2	24	1	0	1	0	35
Horner	2-12	1-7	8-8	4	4	13	3	1	0	1	38
Henderson	0-6	0-0	2-4	4	1	2	2	0	0	0	33
Thompson	1-4	0-0	2-2	3	0	4	1	2	0	0	14
Thomas	0-2	0-0	1-6	8	2	1	0	2	0	1	22
Reed	0-1	0-1	0-0	1	0	0	1	1	0	0	17
Gorney	0-0	0-0	0-0	0	1	0	0	0	0	0	4
Team				3							
Totals	15-52	2-15	32-42	36	20	64	9	8	2	6	200
	FG%: .288	3PT%: .133	FT%: .762								

Score by Periods: Attendance: 15,500

Michigan State	39	36	75
Iowa	27	37	64

(22) WISCONSIN 72, IOWA 69
February 9, 2005, Kohl Center, Madison, WI

Wisconsin used a 13-0 scoring run midway through the second half to get back in the game and went on to a 72-69 win over Iowa in Madison. The Hawkeyes led 52-39 with 12:44 remaining before the Badgers rallied to take a 56-54 advantage with 4:46 to play. The score was tied for the final time at 56-56 with 4:28 left before Wisconsin scored five straight to gain control. Iowa closed to within two points twice, the last at 63-61 with 2:19 to play. From there the Badgers stayed in control, icing the win by hitting 11-14 free throws over the final four minutes.

Wisconsin scored the first four points of the game before Iowa took its first lead on a three-point basket by Greg Brunner. Iowa led the rest of the first half until two Wisconsin free throws as time expired left the teams tied at 34-34 at intermission. Iowa led for the first 14 minutes of the second half before the score was tied at 54-54 near the end of Wisconsin's scoring run.

The Badgers shot 46.5% from the field compared to 45% for Iowa. Wisconsin shot 56.3% in the second half, while the Hawkeyes shot 52% in the opening 20 minutes. Iowa made eight treys compared to five for Wisconsin, but the Badgers made 27-35 free throws, compared to 7-14 for Iowa. The Hawkeyes had a season-low six turnovers.

Brunner led Iowa's attack with 27 points, hitting 12-21 field goals. Jeff Horner added 19 points, five rebounds, four assists and two steals, with no turnovers in 40 minutes. Adam Haluska added 16 points and Mike Henderson added a career-best five rebounds.

IOWA - - 69

Name	FG	3-PT	FT	RB	PF	TP	A	TO	BK	S	MN
Brunner	12-21	2-5	1-2	7	4	27	1	0	1	1	37
Hansen	0-1	0-0	0-2	4	5	0	2	2	2	1	17
Haluska	5-11	1-5	5-7	1	4	16	1	0	0	0	35
Horner	7-19	5-10	0-0	5	4	19	4	0	0	2	40
Henderson	2-2	0-0	0-1	5	3	4	2	3	0	0	29
Thompson	0-2	0-0	0-0	2	4	0	1	0	0	0	13
Thomas	1-2	0-0	1-1	2	3	3	0	0	0	0	11
Reed	0-2	0-1	0-0	1	0	0	1	1	0	0	15
Gorney	0-0	0-0	0-1	1	0	0	0	0	0	0	3
Team				3							
Totals	27-60	8-21	7-14	31	27	69	12	6	3	4	200
	FG%: .450	3PT%: .381	FT%: .500								

WISCONSIN - - 72

Name	FG	3-PT	FT	RB	PF	TP	A	TO	BK	S	MN
Helmig	1-2	0-0	0-0	1	1	2	0	1	0	0	11
Tucker	4-6	0-0	5-7	8	2	13	1	4	0	0	35
Wilkinson	5-15	0-3	10-12	7	3	20	3	0	4	1	38
Chambliss	2-6	2-3	3-6	7	1	9	1	0	0	0	31
Hanson	0-0	0-0	0-0	1	4	0	0	1	0	0	35
Nixon	0-2	0-1	0-0	0	2	0	0	0	0	0	8
Chappell	1-2	0-0	0-0	3	1	2	0	0	0	0	3
Flowers	0-0	0-0	0-0	1	2	0	0	0	0	0	4
Taylor	7-10	3-4	9-10	1	1	26	0	1	0	0	32
Stiemsma	0-0	0-0	0-0	1	0	0	0	1	0	0	3
Team				4							
Totals	20-43	5-11	27-35	34	17	72	5	8	4	1	200
	FG%: .465	3PT%: .455	FT%: .771								

Score by Periods: Attendance: 17,142

Iowa	34	35	69
Wisconsin	34	38	72

2004-05 Iowa Game Summaries

(23) IOWA 64, NORTHWESTERN 54
February 12, 2005, Carver-Hawkeye Arena, Iowa City, IA

Iowa defeated Northwestern 64-54 in Iowa City, avenging an overtime loss to the Wildcats earlier in the season in Evanston. The win stopped a three-game Northwestern win streak over the Hawkeyes.

The Hawkeyes started slowly, trailing 24-21 with 6:32 remaining in the first half. From there Iowa scored 18 of the final 20 points of the half to take a 39-26 halftime lead. Both teams shot well in the first half, as Iowa hit 51.7% from the field and Northwestern an even 50% from the field. Iowa also connected on 7-12 (58.3%) three-point attempts in the opening 20 minutes.

Northwestern closed the gap to four points by scoring the first nine points of the second half before Iowa got back on track. Iowa used a 14-2 scoring run over a seven-minute span in the second half, building the margin to 16 points with 10 minutes to play. Iowa led by as many 17 points on four occasions in the final minutes before Northwestern scored the final seven points in the final three minutes of the game.

Iowa ended the game shooting 47.2% from the field and 45% from three-point range, while the Wildcats shot 50% from the field and just 27.3% from three-point range. The Hawkeyes won the rebounding battle by a 34-22 margin and did not allow Northwestern a single offensive rebound.

Iowa was led by the all-around performance of Adam Haluska, who led Iowa with 20 points, eight rebounds, five assists and four steals. Greg Brunner added 16 points and four rebounds, while Jeff Horner had 11 points, six rebounds and four assists. Mike Henderson had eight points and five rebounds.

NORTHWESTERN - - 54

Name	FG	3-PT	FT	RB	PF	TP	A	TO	BK	S	MN
Vukusic	4-15	1-7	2-4	7	2	11	2	3	1	5	35
Duvancic	3-4	0-0	2-2	4	2	8	4	2	0	0	34
Scott	3-5	1-2	2-2	3	4	9	2	2	3	1	23
Parker	1-4	0-0	0-2	0	3	2	1	3	0	0	32
Jenkins	3-5	1-1	0-0	1	1	7	2	2	0	4	33
Doyle	4-5	0-0	2-3	2	2	10	0	2	0	1	22
Kennedy	0-1	0-1	0-0	0	0	0	1	1	0	0	3
Hachad	3-3	0-0	1-5	3	1	7	0	2	1	1	14
Seacat	0-0	0-0	0-0	0	0	0	0	0	0	1	4
Team				2							
Totals	21-42	3-11	9-18	22	14	54	12	17	5	13	200
	FG%: .500	3PT%: .273	FT%: .500								

IOWA - - 64

Name	FG	3-PT	FT	RB	PF	TP	A	TO	BK	S	MN
Thompson	2-3	0-0	1-2	3	3	5	2	1	2	0	27
Brunner	6-13	3-4	1-1	4	4	16	1	1	2	3	36
Haluska	7-14	4-6	2-3	8	0	20	5	1	0	4	36
Horner	4-8	2-5	1-3	6	1	11	4	6	0	1	37
Henderson	4-10	0-3	0-0	5	1	8	2	5	0	0	31
Angle	0-0	0-0	0-0	0	0	0	0	0	0	0	1
Brownlee	0-1	0-1	0-0	1	0	0	0	0	0	0	6
Reed	1-3	0-1	0-1	1	2	2	2	1	0	0	13
Hansen	0-0	0-0	0-0	1	3	0	0	1	0	0	6
Gorney	1-1	0-0	0-0	3	1	2	0	1	0	1	7
Team				2				1			
Totals	25-53	9-20	5-10	34	15	64	16	18	4	9	200
	FG%: .472	3PT%: .450	FT%: .500								

Score by Periods:				Attendance: 12,424
Northwestern	26	28	54	
Iowa	39	25	64	

(24) PURDUE 66, IOWA 63
February 16, 2005, Mackey Arena, West Lafayette, IN

Purdue rallied in the final eight minutes to defeat Iowa 66-63 in West Lafayette. The Hawkeyes led 55-48 with just under eight minutes remaining when Purdue scored nine straight points to take a 57-55 advantage with 3:49 to play. Greg Brunner made a free throw before Purdue scored on a three-point basket for a 60-56 lead with 1:49 remaining. Purdue scored its final six points from the foul line to hold on for the win. Adam Haluska cut the margin to two points (60-58), and after two Purdue free throws Brunner added a pair of free shots to make it 62-60 with 10 seconds remaining. Jeff Horner scored Iowa's final points on a three-point basket with four seconds left to cut the deficit to 64-63. Iowa got off a desperation shot after two more Boilermaker free throws, but it was a hurried half court shot that was off the mark.

Iowa's biggest advantage in the game came with 3:42 left in the first half as the Hawkeyes held a 31-22 advantage, but Purdue rallied to take a 36-35 halftime advantage. Iowa shot 41% from the field and 41.2% from three-point range in the game, but just 62.5% from the foul line. The Hawkeyes held a 39-32 rebounding advantage, but committed 14 turnovers, compared to seven for Purdue.

Brunner led Iowa with 19 points and 10 rebounds. Adam Haluska added 10 points and Jeff Horner and Mike Henderson each added 11. Haluska and Alex Thompson had five rebounds and Horner added four assists.

IOWA - - 63

Name	FG	3-PT	FT	RB	PF	TP	A	TO	BK	S	MN
Thompson	1-3	0-0	0-0	5	3	2	0	1	1	0	15
Brunner	7-13	0-1	5-9	10	2	19	1	1	1	0	38
Haluska	4-9	2-4	2-2	5	1	12	0	4	0	0	35
Horner	4-16	3-10	0-0	3	2	11	4	5	1	0	37
Henderson	5-9	1-1	0-1	1	3	11	0	3	1	1	34
Thomas	0-2	0-0	2-2	5	4	2	1	0	0	1	12
Reed	1-1	1-1	1-2	2	1	4	1	0	0	0	14
Hansen	1-3	0-0	0-0	3	4	2	0	0	0	0	14
Gorney	0-0	0-0	0-0	0	0	0	0	0	0	0	1
Team				5							
Totals	23-56	7-17	10-16	39	20	63	7	14	4	2	200
	FG%: .411	3PT%: .412	FT%: .625								

PURDUE - - 66

Name	FG	3-PT	FT	RB	PF	TP	A	TO	BK	S	MN
Landry	11-15	1-2	6-10	7	4	29	2	1	2	0	33
Kiefer	2-7	0-2	0-0	7	4	4	2	1	0	0	22
Teague	4-12	1-4	0-0	5	1	9	2	0	0	0	40
Hartley	1-4	1-2	0-0	0	1	3	0	1	0	1	18
McKnight	4-12	0-2	8-8	5	1	16	3	0	0	3	38
Ford	0-1	0-1	0-0	2	3	0	0	1	0	0	11
Price	0-1	0-1	0-0	0	1	0	1	1	0	0	13
Ware	1-5	0-0	0-0	3	2	2	0	0	2	0	15
Davis	1-1	0-0	1-2	1	2	3	1	1	0	1	10
Team				2				1			
Totals	24-58	3-14	15-20	32	18	66	11	7	4	5	200
	FG%: .414	3PT%: .214	FT%: .750								

Score by Periods:				Attendance: 11,761
Iowa	35	28	63	
Purdue	36	30	66	

Official Basketball Box Score -- GAME TOTALS -- FINAL STATISTICS

Iowa vs Illinois

1/20/05 6:00 pm at Assembly Hall, Champaign, IL

VISITORS: Iowa 13-4 (1-3)

##	Player Name	TOT-FG			3-PT			REBOUNDS			PF	TP	A	TO	BLK	S	MIN
		FG-FGA	FG-FGA	FT-FTA	OF	DE	TOT	OF	DE	TOT							
01	Haluska, Adam.....	f	5-12	2-4	0-2	0	6	6	5	12	0	2	0	2	2	27	
44	Brunner, Greg.....	f	6-12	0-1	4-5	3	8	11	2	16	2	2	2	1	39		
34	Hansen, Ere.....	c	2-6	0-0	0-0	2	1	3	5	4	0	1	3	0	26		
02	Horner, Jeff.....	g	3-8	3-6	0-0	0	6	6	3	9	4	5	0	1	42		
03	Pierce, Pierre.....	g	9-20	2-6	2-4	0	2	2	2	22	5	7	0	2	45		
05	Thompson, Alex.....		1-1	0-0	0-0	0	1	1	2	2	0	1	0	0	4		
23	Thomas, Doug.....		0-1	0-0	0-1	2	3	5	4	0	1	1	0	0	21		
25	Reed, Carlton.....		1-1	1-1	0-0	0	1	1	0	3	1	2	0	0	10		
35	Henderson, Mike.....		0-0	0-0	0-0	0	0	0	2	0	0	1	0	1	11		
	TEAM.....					2	1	3									
	Totals.....		27-61	8-18	6-12	9	29	38	25	68	13	22	5	7	225		

TOTAL FG% 1st Half: 11-24 45.8% 2nd Half: 15-30 50.0% OT: 1-7 14.3% Game: 44.3% DEADB
 3-Pt. FG% 1st Half: 3-7 42.9% 2nd Half: 5-8 62.5% OT: 0-3 0.0% Game: 44.4% REBS
 F Throw % 1st Half: 0-0 0.0% 2nd Half: 5-10 50.0% OT: 1-2 50.0% Game: 50.0% 2

HOME TEAM: Illinois 19-0 (5-0)

##	Player Name	TOT-FG			3-PT			REBOUNDS			PF	TP	A	TO	BLK	S	MIN
		FG-FGA	FG-FGA	FT-FTA	OF	DE	TOT	OF	DE	TOT							
04	Head, Luther.....	f	8-18	4-13	5-7	2	4	6	1	25	0	3	0	6	42		
43	Powell, Jr., Roger..	f	2-15	0-3	5-6	2	5	7	2	9	0	1	0	0	34		
40	Augustine, James....	c	1-6	0-0	7-8	4	10	14	0	9	0	4	2	1	37		
05	Williams, Deron.....	g	2-5	0-1	0-2	1	5	6	4	4	8	4	0	2	39		
11	Brown, Dee.....	g	3-9	1-6	5-6	1	0	1	3	12	2	4	0	2	30		
33	McBride, Rich.....		0-3	0-3	0-0	1	0	1	0	0	2	0	0	1	21		
41	Carter, Warren.....		0-0	0-0	0-0	1	1	2	0	0	0	0	0	0	3		
45	Smith, Nick.....		3-5	0-1	0-0	0	2	2	2	6	0	2	1	1	7		
50	Ingram, Jack.....		3-6	1-1	1-2	4	0	4	1	8	0	0	1	2	12		
	TEAM.....					2	1	3				1					
	Totals.....		22-67	6-28	23-31	18	28	46	13	73	12	19	4	15	225		

TOTAL FG% 1st Half: 12-34 35.3% 2nd Half: 9-28 32.1% OT: 1-5 20.0% Game: 32.8% DEADB
 3-Pt. FG% 1st Half: 3-12 25.0% 2nd Half: 3-13 23.1% OT: 0-3 0.0% Game: 21.4% REBS
 F Throw % 1st Half: 7-10 70.0% 2nd Half: 10-15 66.7% OT: 6-6 100 % Game: 74.2% 6,1

Officials: Ed Hightower, Ted Hillary, Steve Welmer

Technical fouls: Iowa-None. Illinois-None.

Attendance: 16618

Score by Periods	1st	2nd	OT	Total
Iowa.....	25	40	3	- 68
Illinois.....	34	31	8	- 73