



IOWA HAWKEYES

9-8 Overall, 0-4 Big Ten

3 FINAL FOURS | 8 BIG TEN CHAMPIONSHIPS | 2 BIG TEN TOURNAMENT TITLES | 25 NCAA TOURNAMENTS

IOWA (9-8, 0-4) vs. MARYLAND (13-4, 2-2)

Jan. 7, 2018 // College Park, Maryland // XFINITY Center (17,950) // 7 p.m. CT

IOWA HAWKEYES

Pos.	No.	Name	Ht.	Wt.	Yr.	Hometown	Statistical Summary
G	3	Jordan Bohannon	6-0	190	So.	Marion, Iowa	11.8 ppg, 2.4 rpg, 5.0 apg
G	4	Isaiah Moss	6-5	205	RS-Jr.	Chicago, Ill.	11.4 ppg, 2.2 rpg, 1.9 apg
F	51	Nicholas Baer	6-7	210	RS-Jr.	Bettendorf, Iowa	5.5 ppg, 5.5 rpg, 1.45 spg
F	55	Luka Garza	6-11	235	Fr.	Washington, D.C.	10.4 ppg, 6.5 rpg, 1.35 bpg
C	5	Tyler Cook	6-9	255	So.	St. Louis, Mo.	15.2 ppg, 6.6 rpg, 1.5 apg

Head Coach: Fran McCaffery (Penn, 1979); Eighth Season at Iowa (146-109); 21st Season Overall (397-286)

MARYLAND TERRAPINS

Pos.	No.	Name	Ht.	Wt.	Yr.	Hometown	Statistical Summary
G	0	Anthony Cowan	6-0	170	So.	Bowie, Md.	16.2 ppg, 4.9 rpg, 4.75 apg
G	10	Darryl Morsell	6-4	205	Fr.	Baltimore, Md.	8.4 ppg, 3.1 rpg, 1.9 apg
G	4	Kevin Huerter	6-7	190	So.	Clifton Park, N.Y.	14.2 ppg, 4.9 rpg, 3.5 apg
F	23	Bruno Fernando	6-10	245	Fr.	Luanda, Angola	10.3 ppg, 6.5 rpg, 1.7 bpg
C	15	Michal Cekovsky	7-1	250	Sr.	Kosice, Slovakia	6.1 ppg, 3.6 rpg, 0.9 bpg

Head Coach: Mark Turgeon (Kansas, 1987); Seventh Season at Maryland (151-72); 20th Season Overall (401-231)

GAME #18 STORYLINES

- Sunday concludes a stretch of playing three games in six days and begins a stretch of playing three consecutive road contests (Maryland, Illinois, and Rutgers).
- Iowa is 9-1 when scoring 80 points or more and 5-0 when Iowa has fewer turnovers than its opponent this season.
- Fran McCaffery has 397 wins in 22 seasons as a head coach; he is three victories from reaching the 400-win milestone. Maryland coach Mary Turgeon notched career win No. 400 on Dec. 29, against UMBC.
- Iowa's Jordan Bohannon registered his fourth career double-double in points and assists Thursday night. Bohannon had 15 points and 10 assists against the Buckeyes.
- In nine home games, freshman Luka Garza is averaging 14.7 points and a team-best 7.3 rebounds and two blocks.
- Tyler Cook has averaged 2.1 dunks per game over the last seven games. Cook has 35 dunks this season, including a season-best six in Iowa's win over Drake on Dec. 16. Cook is averaging a team-best 20.3 points and 8.5 rebounds in Iowa's four Big Ten games.
- Luka Garza is a two-time Big Ten Freshman of the Week honoree (Nov. 13 and Jan. 2). Garza was rewarded for a second time after posting personal bests in scoring (25), 3-pointers made (3), and blocks (5), while also grabbing a game-best seven rebounds in only 16 minutes of action in Iowa's win over Northern Illinois. Garza made all eight of his field goal attempts, including three 3-pointers, and was 6-of-8 from the foul line.
- Iowa is shooting the basketball at a 53 percent clip in its nine victories and has made 50.5 percent of its field goal attempts in its nine home games.
- The Hawkeyes rank sixth in the country in assists per game, averaging 19.4 per contest. Additionally, Iowa ranks 11th in total free throw attempts (389), 23rd nationally in total rebounds per contest (40.7), and 47th in rebounding margin (+6.4).
- Iowa's top seven scorers are underclassmen with sophomore Tyler Cook leading the pack (15.2) and rebounding (6.6). Freshman Luka Garza ranks first on the team in blocks (1.35), while sophomore Jordan Bohannon ranks first in assists (5.0).
- Iowa was credited with 34 assists on 36 field goals in its nonconference finale against Northern Illinois. The 34 assists tie the school single-game record previously set on Dec. 1, 1984 against George Mason and are the most by a Big Ten team this season.

2017-18 SCHEDULE/RESULTS

Date	Opponent (TV)	Time
Nov. 10	Chicago State	W, 95-62
Nov. 12	Alabama State ^	W, 92-58
Nov. 16	Grambling State	W, 85-74
Nov. 20	vs. Louisiana #	L, 71-80
Nov. 21	vs. South Dakota State #	L, 72-80
Nov. 22	vs. UAB #	W, 95-85
Nov. 28	at Virginia Tech %	L, 55-79
Dec. 2	Penn State	L, 73-77
Dec. 4	at Indiana	L, 64-77
Dec. 7	at Iowa State +	L, 78-84
Dec. 10	Southern	W, 91-60
Dec. 16	vs. Drake *	W, 94-60
Dec. 19	Southern Utah	W, 92-64
Dec. 22	vs. Colorado !	W, 80-73
Dec. 29	Northern Illinois	W, 98-75
Jan. 2	Michigan	L, 68-75
Jan. 4	Ohio State	L, 81-92
Jan. 7	at Maryland (FS1)	7 p.m.
Jan. 11	at Illinois (FS1)	7 p.m.
Jan. 17	at Rutgers (BTN)	6 p.m.
Jan. 20	Purdue (ESPN/2)	11 a.m.
Jan. 23	Wisconsin (ESPN/2)	6 p.m.
Jan. 27	at Nebraska (BTN)	7 p.m.
Jan. 30	Minnesota (BTN)	8 p.m.
Feb. 3	at Penn State (BTN)	5/7 p.m.
Feb. 6	Michigan State (ESPN/2)	8 p.m.
Feb. 10	at Ohio State (BTN)	5/7 p.m.
Feb. 14	at Michigan (BTN)	5:30 p.m.
Feb. 17	Indiana (ESPN/2)	1 p.m.
Feb. 21	at Minnesota (BTN)	8 p.m.
Feb. 25	Northwestern (BTN)	6:30 p.m.

all times listed are central

^ -- Cayman Islands Classic Preliminary Game
 # -- Cayman Islands Classic - Cayman Islands
 % -- Big Ten/ACC Challenge
 + -- Iowa Corn Cy-Hawk Series
 * -- The Hy-Vee Classic - Des Moines, Iowa
 ! -- Played in Sioux Falls, South Dakota
 \$ -- Big Ten Tournament - New York City

PRONUNCIATION GUIDE

Kirk Speraw.....	SPEAR-awe
Nicholas Baer.....	BAY-IR
Maishe Dailey.....	MAY-she
Luka Garza.....	LOU-kah
Ryan Kriener.....	KREEN-ir
Jack Nunge.....	NONE-gee (rhymes with bungee)
Cordell PemsI.....	PEM-sul
Dom Uhl.....	YULE

MULTIMEDIA GAME INFORMATION

TELEVISION

• FS1

Tim Brando (PxP)
 Stephen Bardo (analyst)

MOBILE APPS/ONLINE

• FOXSPORTSGO

RADIO

• Hawkeye Radio Network • Sirius 81, XM 81

Gary Dolphin (PxP)
 Bob Hansen (analyst)

LIVE STATISTICS

• StatBroadcast

hawkeyesports.com

twitter.com/iowahoops



facebook.com/hawkeyehoops



hawkeyebasketball.com



hawkeyesports.com

INSIDE THE NUMBERS

	IOWA	UMD
Scoring Average	81.2	78.5
Scoring Defense	74.1	67.8
Scoring Margin	+7.1	+10.7
FG%	.481	.487
FG% Defense	.429	.414
FT%	.668	.733
3-PT FG%	.377	.356
3-PT FG% Defense	.336	.338
Rebound Margin	+6.4	+5.4
Assists Per Game	19.4	14.9
Turnovers Per Game	13.6	13.5
Steals Per Game	5.6	6.3
Blocks Per Game	5.1	3.7

MISCELLANEOUS STATS

Double-Figure Scoring Games...					
Player	14-15	15-16	16-17	17-18	Career
Tyler Cook	---	---	19	13	32
Jordan Bohannon	---	---	17	10	27
Isaiah Moss	---	---	9	11	20
Cordell Pems	---	---	15	4	19
Nicholas Baer	---	5	10	2	17
Dom Uhl	1	7	1	---	9
Luka Garza	---	---	---	9	9
Brady Ellingson	---	1	6	1	8
Ahmad Wagner	---	1	4	1	6
Jack Nunge	---	---	---	6	6
Maishe Dailey	---	---	---	3	3
Ryan Kriener	---	---	2	---	2

20-Point Scoring Games...					
Player	14-15	15-16	16-17	17-18	Career
Jordan Bohannon	---	---	5	2	7
Tyler Cook	---	---	2	5	7
Brady Ellingson	---	1	1	---	2
Isaiah Moss	---	---	1	1	2
Luka Garza	---	---	---	2	2

Double-Figure Rebounding Games...					
Player	14-15	15-16	16-17	17-18	Career
Nicholas Baer	---	---	6	2	8
Tyler Cook	---	---	3	1	4
Cordell Pems	---	---	2	1	3
Luka Garza	---	---	---	3	3
Dom Uhl	---	1	1	---	2

Double-Doubles...					
Player	14-15	15-16	16-17	17-18	Career
Nicholas Baer	---	---	3	1	4
Jordan Bohannon	---	---	3	1	4
Tyler Cook	---	---	2	1	3
Luka Garza	---	---	---	2	2
Dom Uhl	---	1	---	---	1
Cordell Pems	---	---	1	---	1

4+ Three-Pointer Games...					
Player	14-15	15-16	16-17	17-18	Career
Jordan Bohannon	---	---	8	6	14
Nicholas Baer	---	1	3	---	4
Isaiah Moss	---	---	2	2	4
Brady Ellingson	---	---	2	---	2

5+ Assists Games...					
Player	14-15	15-16	16-17	17-18	Career
Jordan Bohannon	---	---	20	9	29
Brady Ellingson	---	---	2	1	3
Nicholas Baer	---	---	2	1	3
Cordell Pems	---	---	1	1	2
Isaiah Moss	---	---	1	1	2
Ahmad Wagner	---	---	1	---	1
Dom Uhl	---	---	1	---	1
Tyler Cook	---	---	---	1	1

3+ Steals Games...					
Player	14-15	15-16	16-17	17-18	Career
Nicholas Baer	---	---	---	8	8
Jordan Bohannon	---	---	---	2	2
Cordell Pems	---	---	---	2	2
Jack Nunge	---	---	---	2	2
Dom Uhl	---	---	1	---	1
Ahmad Wagner	---	---	1	---	1
Tyler Cook	---	---	---	1	1
Isaiah Moss	---	---	---	1	1
Luka Garza	---	---	---	1	1

3+ Blocks Games...					
Player	14-15	15-16	16-17	17-18	Career
Nicholas Baer	---	1	6	1	8
Luka Garza	---	---	---	4	4
Dom Uhl	---	1	1	---	2
Ryan Kriener	---	---	2	---	2
Jack Nunge	---	---	---	2	2
Ahmad Wagner	---	---	1	---	1
Cordell Pems	---	---	1	---	1

2017-18 MARGIN OF VICTORY/DEFEAT

Points	1	2	3	4	5	6	7	8	9	10+	15+	20+
Wins	0	0	0	0	0	0	1	0	0	2	0	6
Losses	0	0	0	1	0	1	1	1	1	2	0	1

THE SETTING

Iowa (9-8, 0-4) hits the road for its first true road game since Dec. 7, on Sunday when the Hawkeyes challenge Maryland (13-4, 2-2). Tipoff is set for 7 p.m. (CT) inside the XFINITY Center in College Park, Maryland. Sunday is the first of three consecutive road contests for the Hawkeyes.

Both Iowa (vs. Ohio State) and Maryland (at Michigan State) lost Thursday Big Ten games.

ON THE AIR

Radio: Iowa games are broadcast on the Hawkeye Radio Network. Gary Dolphin handles the play-by-play, along with color commentator Bob Hansen. The network includes more than 40 stations that blanket the state of Iowa and include portions of Illinois, Nebraska, Minnesota, Missouri and Wisconsin. The Hawkeye Radio Network coverage includes a 60-minute pregame show.

TV: Sunday's game will be televised nationally on FS1 (FOXSPORTSGO). Tim Brando and Stephen Bardo will call the action.

OHIO STATE BEATS IOWA THURSDAY IN IOWA CITY

All five Ohio State starters scored in double figures in a 92-81 win over Iowa Thursday evening in Iowa City.

- After trailing by double digits for most of the first half, Iowa cut the deficit to five (46-41) with 17:10 remaining in the second half. However, the Buckeyes scored the next 10 points and ultimately went on to win by 11 points.
- Iowa's Jordan Bohannon registered his fourth career double-double and first of the season when the point guard posted 15 points and 10 assists. Bohannon's other three double-doubles also came on points and assists in the final three games played of the 2016-17 season (Indiana, South Dakota, and TCU).
- Sophomore Tyler Cook led the team in scoring and rebounding for the second straight game, recording 21 points and nine rebounds against the Buckeyes.
- Both teams made seven 3-pointers and Iowa made one more free throw than Ohio State; the difference in the game was the Buckeyes' shooting accuracy from the field (53 percent), making six more than the Hawkeyes (43 percent).
- Iowa grabbed 15 offensive rebounds and scored 24 points on those second chance opportunities.
- The Ohio State-Iowa all-time series is now even at 79-79 after 158 games played.
- Keita Bates-Diop led all scorers and rebounders with 27 points and 13 rebounds, respectively. Jae-Sean Tate contributed 18 points, while Kam Williams had 13, C.J. Jackson netted 12, and Kaleb Wesson tallied 10.

2017-18 IOWA HAWKEYES ROSTER

No.	Name	Pos.	Ht.	Wt.	Yr.	Hometown (High School)
0	Ahmad Wagner	F	6-7	235	Jr.	Yellow Springs, Ohio (Wayne)
1	Maishe Dailey	G	6-7	195	So.	Beachwood, Ohio (Beachwood)
2	Jack Nunge	F	6-11	225	Fr.	Newburgh, Ind. (Castle)
3	Jordan Bohannon	G	6-0	180	So.	Marion, Iowa (Linn-Mar)
4	Isaiah Moss	G	6-5	205	So. ^A	Chicago, Ill. (Simeon)
5	Tyler Cook	F	6-9	255	So.	St. Louis, Mo. (Chaminade Prep)
11	Charlie Rose	G	6-4	190	Sr.	Elmhurst, Ill. (York Community)
13	Austin Ash	G	6-2	160	Fr.	Cedar Rapids, Iowa (Mount Vernon)
15	Ryan Kriener	F	6-9	250	So.	Spirit Lake, Iowa (Spirit Lake)
20	Riley Till	F	6-7	200	Fr. ^A	Dubuque, Iowa (Wahlert)
24	Brady Ellingson	G	6-4	196	Jr. ^A	Menomonee Falls, Wis. (Hamilton)
25	Dom Uhl	F	6-9	220	Sr.	Frankfurt, Germany (Point Pleasant Beach, NJ)
30	Connor McCaffery	G	6-5	200	Fr.	Iowa City, Iowa (West)
35	Cordell Pems	F	6-8	240	So.	Dubuque, Iowa (Wahlert)
51	Nicholas Baer	F	6-7	210	Jr. ^A	Bettendorf, Iowa (Bettendorf)
55	Luka Garza	F	6-11	235	Fr.	Washington, D.C. (Maret)

Head Coach: Fran McCaffery

Assistant Coaches: Kirk Speraw, Sherman Dillard, Andrew Francis



HEAD COACH FRAN McCAFFERY

Fran McCaffery, who is signed through the 2023 season, is in his eighth season as the head basketball coach at the University of Iowa and his 22nd year overall as a college head coach. McCaffery has reached the 20-win plateau eight of the last 11 seasons, including four of the last five years.

McCaffery spent five seasons (2005-10) as the head coach at Siena, six years at UNC-Greensboro (1999-2005) and three seasons at Lehigh (1985-88) before joining the Hawkeyes.

McCaffery has three decades of Division I coaching experience. He completed his 35th season as a collegiate coach in 2017, which includes 21 years as a head coach and 14 as an assistant. McCaffery is one of 12 coaches to lead four different Division I teams to the NCAA Tournament.

McCaffery, 57, holds a career mark of 397-286 (.581) and guided his teams to 11 postseason appearances (seven NCAA and four NIT). He is 146-109 (.573) at Iowa. McCaffery led Iowa to NCAA Tournament victories in two of the last three years (2015 and 2016), the first time Hawkeye teams have won tournament games in consecutive seasons since 1996-97.

Since taking over the Iowa program in 2010, the Hawkeyes have earned six postseason tournament berths (3 NCAA, 3 NIT). McCaffery coached Iowa to 25 victories in 2013, equaling the second-most win total in program history. McCaffery has guided five different Hawkeyes to all-conference honors, including four straight first team honorees. The last time Iowa had four consecutive first-team all-league honorees was 1945-48.

McCaffery has posted upper division finishes in each of the past five seasons at Iowa and 17 of 21 seasons as a head coach. He has posted 20 wins or more eight of the last 11 seasons, including four of the last five years at Iowa (2013, 2014, 2015, and 2016).

McCaffery and the Hawkeyes have made Carver-Hawkeye Arena one of the most feared arenas to play nationally. Fans have embraced McCaffery and his team's style of play with attendance increasing by more than 50 percent since 2010. The Hawkeyes boast a 73-17 (.811) home record the last five seasons, which includes a school-record 18 wins in 2014.

McCaffery's five years at Siena were the best in its 70-year history. He led the Saints on an incredible run that ended with three straight Metro Atlantic Athletic Conference championships and NCAA Tournament appearances. In so doing, Siena became the only program in the country to win its regular season and postseason title 2008-10.

McCaffery's Saints owned a 112-51 (.687) record in his five years with the program. He guided the Saints to four consecutive 20-win seasons.

The 2009 MAAC Coach of the Year and 2010 District I Coach of the Year is the third winningest coach, by percentage, in league history (.682, .756). He is the only coach to guide a MAAC program to two NCAA Tournament wins. McCaffery led his 2008 and 2009 teams to first round NCAA Tournament victories over Vanderbilt and Ohio State, respectively.

In his final two seasons at Siena, he coached the Saints to back-to-back 27-win campaigns and boasted a combined 39-3 (.929) record against MAAC opponents, which included MAAC Tournament contests.

McCaffery began his coaching career as an assistant at Penn (1982-83) and Lehigh (1983-85). After three seasons as head coach at Lehigh, he spent 11 seasons as an assistant at Notre Dame (1988-99).

McCaffery played basketball at Wake Forest his freshman year (1977-78) and then concluded his collegiate playing career at Penn his final three seasons (1979-82).

He earned his B.S. degree in Economics from The Wharton School (Penn) in 1982. McCaffery also earned a Master of Education from Lehigh in 1985.



COACHING HONORS

NABC District I Coach of the Year, 2009-10

MAAC Coach of the Year, 2008-09

HEAD COACHING EXPERIENCE

Lehigh (1985-88):49-39 (.557); 8-6 (.571) League
UNC-Greensboro (1999-05).....90-87 (.508); 49-47 (.510) League
Siena (2005-10)112-51 (.687); 68-22 (.756) League
Iowa (2010-present):146-109 (.573); 64-66 (.492) League

THE McCAFFERY FILE

Born: May 23, 1959
Hometown: Philadelphia, Pa.
High School: LaSalle, 1977
College: B.S. in Economics, The Wharton School (Penn), 1982
Master of Education, Lehigh, 1985
Family: Wife, Margaret
Sons, Connor, Patrick and Jonathan Francis
Daughter, Marit Katherine
Brother, Jack (sportswriter in Philadelphia area)

Coaching Honors

MAAC Coach of the Year, 2009

NABC District I Coach of the Year, 2009-10

Coaching History (30 years)

1982-83 Assistant Coach, Penn
1983-85 Assistant Coach, Lehigh
1985-88 Head Coach, Lehigh
1988-99 Assistant Coach, Notre Dame
1999-05 Head Coach, UNC-Greensboro
2005-10 Head Coach, Siena
2010-present Head Coach, University of Iowa

Coaching Chart

Overall (21 seasons): 397-286 (.581)

At Iowa (eight seasons): 146-109 (.573)

At Siena (five seasons): 112-51 (.688)

At UNCG (six seasons): 90-87 (.508)

At Lehigh (three seasons): 49-40 (.551)

NCAA Tournament (eight appearances*): 4-8

NIT (four appearances): 6-4

**McCaffery is the first coach to bring three different programs from one-bid leagues to the NCAA Tournament (conferences that sent just one team the year his program advanced).*

McCaffery in Postseason Play

1988 NCAA Tournament -- Lehigh
1989 NCAA Tournament -- Notre Dame
1990 NCAA Tournament -- Notre Dame
1992 NIT -- Notre Dame
1997 NIT -- Notre Dame
2001 NCAA Tournament -- UNC-Greensboro
2002 NIT -- UNC-Greensboro
2008 NCAA Tournament -- Siena
2009 NCAA Tournament -- Siena
2010 NCAA Tournament -- Siena
2012 NIT -- Iowa
2013 NIT -- Iowa
2014 NCAA Tournament -- Iowa
2015 NCAA Tournament -- Iowa
2016 NCAA Tournament -- Iowa
2017 NIT -- Iowa

Playing Experience

Wake Forest, 1977-78

Penn, 1979-82

Big Ten Standings/Schedule

Team	Big Ten	Pct.	Overall	Pct.
Michigan State	3-0	1.000	15-1	.938
Purdue	2-0	1.000	13-2	.867
Ohio State	3-0	1.000	12-4	.750
Michigan	2-1	.667	13-3	.813
Nebraska	2-1	.667	11-5	.688
Wisconsin	2-1	.667	9-7	.563
Maryland	2-2	.500	13-4	.765
Minnesota	1-1	.500	12-3	.800
Penn State	1-2	.333	11-5	.688
Northwestern	1-2	.333	10-6	.625
Indiana	1-2	.333	8-7	.533
Rutgers	0-2	.000	10-5	.667
Illinois	0-2	.000	10-5	.667
IOWA	0-4	.000	9-8	.529

Friday, Jan. 5

Wisconsin at Rutgers, 6 p.m.
Northwestern at Penn State, 7 p.m.

Saturday, Jan. 6

Illinois at Michigan, 11 a.m.
Nebraska at Purdue, 1:15 p.m.
Indiana at Minnesota, 4:15 p.m.

Sunday, Jan. 7

Michigan State at Ohio State, 3:30 p.m.
IOWA at Maryland, 7 p.m.

Tuesday, Jan. 9

Penn State at Indiana, 5:30 p.m.
Wisconsin at Nebraska, 7:30 p.m.
Purdue at Michigan, 8 p.m.

All times are central

National Rankings

AP Poll

Jan. 2

- Michigan State
- Duke
- Villanova
- Arizona State
- Xavier
- West Virginia
- Oklahoma
- Virginia
- Wichita State
- Kansas
- Texas A&M
- North Carolina
- Purdue
- Arizona
- Miami
- TCU
- Kentucky
- Texas Tech
- Cincinnati
- Gonzaga
- Seton Hall
- Arkansas
- Tennessee
- Florida State
- Clemson

USA Today Poll

Jan. 2

- Michigan State
- Duke
- Villanova
- Xavier
- West Virginia
- Arizona State
- Oklahoma
- Virginia
- Wichita State
- Kansas
- North Carolina
- Purdue
- Texas A&M
- Kentucky
- TCU
- Arizona
- Miami
- Texas Tech
- Gonzaga
- Cincinnati
- Seton Hall
- Tennessee
- Arkansas
- Creighton
- Clemson

2017-18 IOWA CAPTAINS

Iowa captains are senior Dom Uhl and junior Nicholas Baer.

ALL-TIME SERIES RECORDS

Sunday will be the eighth all-time meeting between Iowa and Maryland. The Terrapins own a slim, 4-3, advantage in the series. The two teams split last year's two meetings with each team winning on the road: Maryland won in Iowa City (84-76) in January and Iowa won in College Park (89-61) in February.

The first three meetings between Iowa and Maryland were played on neutral floors: Honolulu (1984), Baltimore (1999), and New York City (2013).

SCOUTING MARYLAND

- Maryland enters Saturday's game 48th in the RPI. The Terrapins have won 10 of their 13 games at home. Maryland's lone setback inside the XFINITY Center came to nationally-ranked Purdue (80-75) on Dec. 1. Sunday will be the seventh time in eight games in which Maryland will have played a home game.
- Thursday's loss at Michigan State snapped Maryland's seven-game win streak. The top-ranked Spartans beat the Terrapins by 30 points. Michigan State (16) made twice as many 3-pointers than Maryland (8) and shot a blistering 57 percent from both the field and 3-point territory. Anthony Cowan led all scorers with 26 points.
- Three Terrapins average double digits: Anthony Cowan (16.2), Kevin Huerter (14.2), and Bruno Fernando (10.3). Huerter grew up around Siena College when Fran McCaffery was head coach at the upstate New York school. Huerter's father, Tom, played at Siena in the 1980's and served as a radio and television analyst for the Saints for several years. Huerter, along with the Patrick and Connor McCaffery served as ball boys for the team.
- Sophomore forward Justin Jackson is out for the remainder of the season due to a shoulder injured shoulder after playing in only nine games for the Terrapins.
- Maryland has two players who have made 30 or more 3-pointers: Kevin Huerter (42-of-92, .457) and Anthony Cowan (30-of-78, .385). Huerter and Iowa's Jordan Bohannon each enter Sunday's game with a team-best 42 triples.
- Maryland ranks seventh nationally in free throws made (289), eighth in rebounds (671), 15th in total free throw attempts (387), 20th in field goal percentage defense (.387), 29th in fewest personal fouls per game (15.8), 29th in 3-point field goal percentage defense (.302), and 32nd in scoring defense (64.6). Individually, Anthony Cowan ranks eighth in the country in free throws made (100) and 51st in minutes per game (35.5).
- Mark Turgeon is in his seventh season as head coach at Maryland (151-72, .677) and 20th year overall as a head coach (401-231, .634).
- Iowa assistant coach Sherman Dillard began his coaching career at Maryland, spending six seasons (1979-85) as an assistant coach. Dillard helped coach the Terrapins to four 20-win seasons and five NCAA Tournaments. The 1980, 1984 and 1985 squads reached the Sweet 16, while the 1984 team won the ACC Tournament.

LAST MEETING

Iowa drained 16 3-pointers en route to an 83-69 victory over No. 24 Maryland on Feb. 25, 2017, in College Park, Maryland. The win was Iowa's first ever at the XFINITY Center.

- The 16 triples are the most by the Hawkeyes in a Big Ten game in program history.
- Iowa scored on 11 of 12 possessions after gaining an offensive rebound, scoring 30 points after grabbing 15 offensive rebounds. The Hawkeyes held the Terrapins to only six second-chance points.
- The Hawkeyes shot a season-best 61.5 percent (16-of-26) from 3-point range.
- Four Hawkeyes scored in double figures: Jordan Bohannon (24), Tyler Cook (21), Peter Jok (11), and Nicholas Baer (11). Saturday marked the third time in school history that two rookie duos scored 20+ points in the same game.
- Jordan Bohannon netted all 24 of his points via the 3-point shot, sinking 8-of-10 (80 percent). The eight triples are the most by a freshman in a single game in Iowa history and one shy of the single-game school record.
- In addition to the 21 points, Tyler Cook snagged a game-best 10 rebounds to post his first career double-double.
- Maryland had three players score in double figures: Kevin Huerter (13), Anthony Cowan (11), and Melo Trimble (10). The Hawkeyes held Trimble to 4-of-13 shooting from the field, including 1-of-9 from 3-point range.
- The 14-point loss by Maryland equaled its largest defeat at home last season (Pittsburgh won at Maryland, 73-59, on Nov. 29, 2016).



GARZA SHINES IN FRESHMAN CAMPAIGN

Freshman Luka Garza leads the team in blocked shots (1.35), is second in rebounding (6.5), free throws made (47) and attempts (79), and is fourth in scoring (10.4).

Garza has made 31 of his last 40 free throws (.775) after starting the season 16-of-39 (.410) from the charity stripe. Additionally, he has shot 50 percent or better from the field in eight of the last 10 games.

Garza has netted double figures in five of Iowa's last seven games. He had his best game as a collegiate player against Northern Illinois, going 8-of-8 from the field, including making all three 3-pointers, and 6-of-8 from the charity stripe, scoring a personal-best 25 points. He also denied a season-best five shots. His efforts garnered the forward Big Ten Freshman of the Week accolades for the second time this season.

Against Chicago State on Nov. 10, Garza became the second Hawkeye in the last 20 years to register 16 points and five rebounds in their debut (Aaron White in 2011).

Garza followed up that performance against Chicago State (16 points, 5 rebounds) with a double-double against Alabama State. The native of Washington, D.C., had 11 points and a game-best 13 rebounds. Garza is the fifth Hawkeye to post a double-double in either his first or second game over the last 20 years, joining Dean Oliver, Reggie Evans, Devon Archie, and Aaron White. Garza's efforts in those first two wins garnered the forward Big Ten Freshman of the Week accolades.

MISSING IN ACTION

Iowa has played two games this season (Drake and Southern Utah) with a full active roster of 16.

- Connor McCaffery: 13 games (combination of ankle, mono, tonsils)
- Nicholas Baer: first six games (finger)
- Ahmad Wagner: UAB (shoulder) and Colorado (ankle)
- Ryan Kriener: Indiana (concussion)
- Cordell Pemsl: Southern University (leg laceration)

COOKIN' WITH TYLER

Tyler Cook ranks first in scoring (15.2) and rebounding (6.6). Cook has made a team-best 59 percent of his field goal attempts (minimum 100 attempts). The native of St. Louis is the only player to average better than 20 points and eight rebounds in Big Ten play.

He had the best game of his collegiate career against UAB (29 points on 8-of-11 shooting from the field and 13-of-16 from the free throw line).

During Iowa's five-game win streak (Dec. 10-Dec. 29), Cook averaged 15.2 points. He made 30-of-44 (.682) field goals and 16-of-24 (.667) free throws. He dunked the ball nine times during that stretch, including a season-high six versus Drake. Overall, Cook has 32 dunks this season.

Cook is seventh in the league in field goal accuracy (.591) and is 16th in rebounding (6.6). He has one double-double to his credit this season (Penn State).

Not only has Cook done a good job getting to the free throw line, but making his foul shots. Cook ranks 32nd nationally in free throw attempts (105) and 51st in free throw makes (75). He also ranks 40th in field goal percentage (.591).

STANDING TALL

Iowa has a nine players on its 16-play roster who stand 6-foot-7 or taller. The Hawkeyes own a +6.4 rebounding margin, which ranks fourth in the Big Ten and 47th nationally. Iowa averages 40.7 rebounds per game, which ranks 23rd in the country. Iowa has only averaged 40 rebounds or more per game once since the 1996-97 season (40.3 in 2013-14).

CONNOR McCAFFERY OUT INDEFINITELY

Freshman guard Connor McCaffery underwent a tonsillectomy last Wednesday at the University of Iowa Hospitals and Clinics as a result of recurrent bouts of throat infections and his recent case of mononucleosis.

McCaffery, who already has missed 10 games of his freshman campaign due to a sprained ankle and mononucleosis, will be out for an indeterminate period of time.

The native of Iowa City has played limited minutes in four non-conference games.

LAST THREE GAMES STATISTICS

#	Player	gp-gs	min	avg	Total		3-Point		F-Throw		Rebounds				pf	dq	a	to	blk	stl	pts	avg
					fg-fga	fg%	3fg-fga	3fg%	ft-fa	ft%	off	def	tot	avg								
05	Cook, Tyler	3-3	78	26.0	23-37	.622	0-0	.000	20-26	.769	8	12	20	6.7	4	0	4	8	2	1	66	22.0
55	Garza, Luka	3-1	63	21.0	15-23	.652	4-6	.667	12-16	.750	5	13	18	6.0	5	0	1	2	7	1	46	15.3
03	Bohannon, Jordan	3-3	84	28.0	12-31	.387	6-17	.353	2-2	1.000	0	7	7	2.3	7	0	20	3	0	0	32	10.7
04	Moss, Isaiah	3-3	69	23.0	9-21	.429	4-8	.500	2-4	.500	2	3	5	1.7	4	0	9	4	2	1	24	8.0
01	Dailey, Maishe	3-0	51	17.0	9-17	.529	3-5	.600	1-2	.500	0	4	4	1.3	1	0	7	3	0	0	22	7.3
51	Baer, Nicholas	3-3	62	20.7	7-11	.636	4-7	.571	0-2	.000	5	6	11	3.7	8	1	3	3	2	4	18	6.0
35	Pemsl, Cordell	3-0	58	19.3	6-12	.500	0-0	.000	4-6	.667	0	13	13	4.3	5	0	7	3	1	1	16	5.3
02	Nunge, Jack	3-2	37	12.3	5-14	.357	2-7	.286	0-0	.000	2	2	4	1.3	2	0	3	3	2	2	12	4.0
24	Ellingson, Brady	3-0	33	11.0	2-8	.250	2-5	.400	0-0	.000	0	3	3	1.0	0	0	3	1	0	1	6	2.0
15	Kriener, Ryan	3-0	29	9.7	2-6	.333	0-1	.000	1-2	.500	3	2	5	1.7	1	0	3	1	1	0	5	1.7
25	Uhl, Dom	1-0	4	4.0	0-0	.000	0-0	.000	0-0	.000	0	0	0	0.0	0	0	0	0	0	0	0	0.0
20	Till, Riley	1-0	2	2.0	0-1	.000	0-1	.000	0-0	.000	0	0	0	0.0	0	0	0	0	0	1	0	0.0
11	Rose, Charlie	1-0	2	2.0	0-0	.000	0-0	.000	0-0	.000	0	0	0	0.0	0	0	1	0	0	0	0	0.0
00	Wagner, Ahmad	3-0	28	9.3	0-1	.000	0-1	.000	0-1	.000	3	3	6	2.0	5	0	6	0	0	0	0	0.0
Team											1	9	10					1				
Total.....		3	600		90-182	.495	25-58	.431	42-61	.689	29	77	106	35.3	42	1	67	32	17	12	247	82.3
Opponents.....		3	600		93-192	.484	26-67	.388	30-43	.698	29	74	103	34.3	54	1	47	31	6	22	242	80.7

IOWA'S 2017-18 STATISTICAL COMPARISONS

	All Games	Big Ten	Home Games	Away Games	Iowa Wins	Iowa Losses
Record	9-8	0-4	6-3	3-5	9-0	0-8
Points	81.2	71.5	86.1	75.6	90.9	70.2
Opp. Pts	74.1	80.2	70.8	77.8	68.3	80.5
FG%	.481	.446	.505	.455	.530	.428
FG Def.	.429	.466	.417	.443	.402	.462
3-PT%	.377	.397	.405	.343	.401	.348
3-pt. Def.	.336	.427	.343	.328	.295	.383
FT%	.668	.643	.672	.662	.688	.628
REB	40.7	38.0	40.7	40.8	41.0	40.4
AST	19.4	16.5	22.0	16.4	22.6	15.8
TO	13.6	15.0	12.0	15.5	12.2	15.3
STL	5.6	4.0	6.1	5.0	6.9	4.1
BLK	5.1	5.3	6.2	3.8	5.8	4.3

BACK IN ACTION

Sophomore forward Cordell Pemsl had successful sports hernia surgery in May. Pemsl did not participate in the Prime Time League nor Iowa's exhibition games overseas.

Pemsl is averaging 6.1 points and 5.6 rebounds in 16 contests. The native of Dubuque, Iowa, reached double figures four times this season, including netting 10 points in Iowa's win over Colorado. He scored 10 points and snagged eight rebounds before leaving Iowa's game at Iowa State on Dec. 7, due to injury. Pemsl did not play against Southern on Dec. 10, however returned to action versus Drake posting eight rebounds and six points.

Pemsl netted a game-high 15 points in Iowa's win over Alabama State on Nov. 12. He had a personal-best 14 rebounds and a career-best six assists at Virginia Tech. The 14 boards against the Hokies are the fifth most by a Big Ten player this season.

Pemsl started 14 of 34 games a year ago, averaging 8.9 points and five rebounds per contest. The forward shot a single-season school record 61.7 percent (116-of-188) from the field his during freshman campaign.

FRAN MCCAFFERY TO BE INDUCTED INTO SIENA HALL OF FAME

The Siena Athletics Hall of Fame Class of 2017 includes former men's basketball head coach Fran McCaffery. McCaffery and three others, including former player Ronald Moore (2009-12), will be enshrined in a special ceremony on Feb. 18 at the Times Union Center, prior to the men's basketball game versus Monmouth.

McCaffery led Siena to the most decorated five-year run in program history, which culminated with the Saints being the only Division I program to win both their regular season and tournament championships for three consecutive years from 2008-10. The Philadelphia native amassed a 112-51 (.687) overall record from 2005-10, including a 68-22 (.756) mark in the MAAC. McCaffery guided Siena to four straight 20-win seasons and MAAC Tournament Championship Game appearances. Named the 2009-10 NABC District I Coach of the Year and 2008-09 MAAC Coach of the Year, he led Siena to school record-tying 27-win seasons in each of his last two years at the helm, which included a program record 15-game winning streak in his final campaign. McCaffery both recruited and coached four fellow Siena Athletics Hall of Famers, and three of the top-five scorers in program history.

BOHANNON NAMED CANDIDATE FOR BOB COUSY AWARD

Sophomore Jordan Bohannon is on the 20-player watch list for the 2018 Bob Cousy Point Guard of the Year Award. The annual honor recognizes the top point guards in Division I men's college basketball. A national committee comprised of top college basketball personnel determined the watch list of 20 candidates.

Bohannon joins Minnesota's Nate Mason and Bryant McIntosh of Northwestern as the only Big Ten student-athletes on the national list.

The native of Marion, Iowa, has had a great start to the 2017-18 campaign, dishing out a team-best 85 assists, and averaging 11.8 points. He is averaging 2.47 3-pointers made per game, which ranks fourth in the league and 149th in the country.

Bohannon, one of five players named to the All-Big Ten Freshman Team, led the Hawkeyes in assists (175) and 3-pointers made (89), and was third in scoring (10.9 ppg). He was one of only two freshmen in the country over the last 25 seasons to register 175+ assists and 85+ 3-pointers. His 89 triples shattered Iowa's single-season freshman record, besting Matt Gatens' previous mark of 52 set in 2009. Bohannon's 175 assists are the most by an Iowa freshman and rank eighth-best by any Hawkeye player in a single season. He finished the season by posting a school-record three straight double-doubles in points and assists (Indiana, South Dakota, and TCU).

IOWA HISTORY

Iowa has played 2,757 games since beginning basketball in 1902. Iowa's overall record is 1,621-1,136 (.588). Iowa's 1,621 wins are 39th most among Division I programs. That includes a 1,036-363 (.740) record in home games, a 581-770 (.430) record in contests away from Iowa City, a 762-768 (.498) mark in Big Ten games and a 441-137 (.763) record in Carver-Hawkeye Arena.

COACHING EXPERIENCE

Fran McCaffery has the most experienced coaching staffs in the country. The Iowa men's basketball staff has 58 years of combined collegiate head coaching experience and more than 125 years of collegiate coaching under their belts. Listed below are the number of years of head coaching experience on the Iowa staff.

Coach	Years
Fran McCaffery	21 years
Kirk Speraw	20 years
Sherman Dillard	10 years
Andrew Francis	2 years
Al Seibert	5 years

HAWKEYE FASTBREAKS

- Iowa is one of only three teams to have posted a Big Ten record of .500 or better each of the last five seasons (Michigan State and Wisconsin).
- Iowa has won 51 of its last 55 nonconference home games, dating back to 2012.
- Iowa is 74-16 when scoring 80 points or more, the last eight seasons. The Hawkeyes are 67-2 when holding opponents to fewer than 61 points, the last eight years.
- Fran McCaffery and his coaching staff are the first in program history to win 18 games or more in six straight seasons. McCaffery's 137 victories rank second behind Tom Davis (152) for most in the first seven seasons as Iowa's head coach.
- Fran McCaffery has guided Iowa to upper division finishes in the Big Ten in each of the last five seasons. McCaffery has accumulated 17 first division finishes in 21 years as a head coach.

IOWA SIGNS 2 PREP STANDOUTS

Joe Wieskamp and C.J. Fredrick signed a National Letter of Intent to attend the University of Iowa on Nov. 8, 2017.

C.J. Fredrick

Guard, 6-foot-4, 185 pounds

Cincinnati, Ohio (Covington Catholic High School)

- Averaged 19.7 ppg, 3.2 rpg, and 1.5 spg in 19 games as a junior
- Helped led Covington HS to district championship & regional runners-up honors... team ranked sixth in the state both his junior & senior seasons
- Team captain as a junior and senior
- Made 134-of-246 field goal attempts (.545), including 38-of-94 (.404) from 3-point range as a junior
- Averaged 10.7 ppg, 2.7 rpg, and 1.6 apg as a sophomore
- 2017 Most Outstanding Player 35th District Boys Basketball Tournament
- Helped his team place third at the 2016 King of the Bluegrass Tournament, while earning all-tournament team accolades
- Played on the Indian Elite AAU squad and head coach Mike Fox
- 2016 and 2017 All-Conference Division 1 All-Star Team
- 2016 & 2017 Northern Kentucky Coaches Association All-Star Team
- 2017 Adidas AAU No. 1 Class of 2018 Top 3-Point Percentage Shooter (.506)

FRAN McCAFFERY ON C.J. FREDRICK

"C.J. is a good shooter and scorer, but also is a good ball handler and creates shots for other people. He's equally adept at making plays for himself and his teammates that help you win. C.J. is fiercely competitive and can play multiple positions. He felt comfortable here during the recruiting process, watched us on TV, and really studied our program. I coached his uncle and have known his father for a long time."

Joe Wieskamp (pronounced WEEZ-kamp)

Guard, 6-foot-7, 195 pounds

Muscatine, Iowa (Muscatine High School)

- School record holder in career points (1,573), points in a single-game (50), 3-pointers in a single-season (62), scoring average (30.4 ppg), and career rebounds
- Averaged a school-record 30.4 points per game as a junior
- Made a school-record 62 3-pointers last season as a junior
- Team captain his senior year
- Two-time first team all-state honoree
- 2017 Iowa Gatorade Player of the Year
- Currently ranked 40th and 68th by Rivals and ESPN, respectively, in the Class of 2018
- Averaged 18.6 points as a freshman, 21.6 points as a sophomore, and 30.4 points as a junior
- 2017 All-Iowa Boys Basketball Elite Team (Des Moines Register)
- MAC Player of the Year as a junior
- Three-time first-team All-MAC Player
- Also played on the Iowa Barnstormers AAU program
- Member of the Adidas US-Select Team
- NBPA Top 100 All-Tournament Team
- Excels in the classroom, boasting a 4.0 GPA
- National Honor Society member

FRAN McCAFFERY ON JOE WIESKAMP

"Not only is Joe is an incredibly versatile player, but he is a person with terrific character, basketball intellect, and commitment to the team. He has one of the best 3-point shooting strokes I have ever seen. We could not be more thrilled because he epitomizes everything you look for. He understands how to win and does what it takes to win."

HAWKEYES GO UNDEFEATED IN EUROPE

Iowa finished its European Tour with a perfect record in August notching wins in Germany, Switzerland, and Italy.

Four Hawkeyes averaged in double figures in the four games. Freshman Luka Garza averaged a double-double (22.5 points, 10.3 rebounds), sophomore Isaiah Moss averaged 12.5 points, Cook averaged 12.3 points, while Ryan Kriener averaged 11.3 points. As a team, the Hawkeyes shot 48.6 percent from the field, out-rebounded their opponents by 18, and had a +5.8 turnover margin.

Iowa played its first game in Germany, the home of Hawkeye senior Dom Uhl. The native of Frankfurt, Germany, had seven points, seven rebounds, three assists, two steals, and a block in his homecoming.

Garza led the team in scoring in all four games.

RECENT GRADUATES PLAYING PROFESSIONAL BASKETBALL

A number of recent Iowa basketball graduates are playing professionally: Melsahn Basabe (Poland), Anthony Clemmons (Kazakhstan), Gabriel Olaseni (Spain), Jarrod Uthoff (NBA G League: Fort Wayne Mad Ants), Peter Jok (NBA G League: Northern Arizona Suns), Adam Woodbury (NBA G League: Westchester Knicks), and Aaron White (Lithuania).

RECENT BIG TEN SUCCESS

Below is a list of conference wins the last three years and four years. The Hawkeyes rank high in both breakdowns.

Last 3 Years (2015-17)

1. Wisconsin	40
2. Purdue	38
3. Maryland	38
4. Michigan State	35
5. IOWA	34
6. Indiana	31
7. Ohio State	29
8. Michigan	28
9. Northwestern	24
10. Illinois	22
11. Minnesota	19
12. Nebraska	17
13. Penn State	17
14. Rutgers	6

Last 4 Years (2014-17)

1. Wisconsin	52
2. Michigan State	47
3. IOWA	43
4. Michigan	43
5. Purdue	43
6. Ohio State	39
7. Indiana	38
8. Northwestern	30
9. Illinois	29
10. Nebraska	28
11. Minnesota	27
12. Penn State	23

WEEKLY NEWS CONFERENCE SCHEDULE

Head coach Fran McCaffery will hold a weekly news conference and teleconferences to discuss his team preview upcoming games. Below are the upcoming dates:

News Conference Schedule

Jan. 16 (Tues.); Jan. 29 (Mon., 2 pm); Feb. 5 (Mon, 2 pm); Feb. 16 (Fri.)

Teleconferences

Jan. 9 (Tues.); Jan. 19 (Fri.); Jan. 22 (Mon.); Jan. 26 (Fri.); Feb. 2 (Fri.); Feb. 9 (Fri.)

IOWA HEADSHOTS AVAILABLE ONLINE

Up-to-date head shots of all Iowa players and coaches are available on the internet at pics.hawkeyesports.com.

ON THE HORIZON

Iowa will remain on the road for a Thursday contest at Illinois. Tipoff is set for 7 p.m. (CT) at the State Farm Center in Champaign, Illinois. Thursday's contest will be the only regular season meeting between the Hawkeyes and Fighting Illini.

51 NICHOLAS BAER

RS-Junior • Forward • 6-7 • 210
Bettendorf, Iowa • Bettendorf HS



2017-18 GAME-BY-GAME STATS

				Total		3-Pointers		Free throws		Rebounds											
Opponent	Date	gs	min	fg-fga	pct	3fg-fga	pct	ft-fa	pct	off	def	tot	avg	pf	a	t/o	blk	stl	pts	avg	
at Virginia Tech	11/28/17		22	2-9	.222	1-5	.200	0-0	.000	1	3	4	4.0	2	0	2	0	1	5	5.0	
PENN STATE	12/02/17	*	26	2-7	.286	0-3	.000	0-0	.000	3	2	5	4.5	1	0	2	2	0	4	4.5	
at Indiana	12/04/17		14	1-3	.333	1-3	.333	0-0	.000	0	3	3	4.0	4	1	3	3	1	3	4.0	
at Iowa State	12/07/17		21	3-7	.429	2-5	.400	0-0	.000	5	2	7	4.8	4	2	2	0	0	8	5.0	
SOUTHERN	12/10/17	*	12	1-3	.333	1-2	.500	1-3	.333	1	2	3	4.4	2	2	1	0	1	4	4.8	
vs Drake	12/16/17	*	23	5-12	.417	1-4	.250	0-1	.000	5	9	14	6.0	1	5	2	1	5	11	5.8	
SOUTHERN UTAH	12/19/17	*	21	2-4	.500	0-2	.000	1-1	1.000	3	7	10	6.6	1	2	2	1	2	5	5.7	
vs Colorado	12/22/17	*	19	1-5	.200	0-2	.000	0-0	.000	0	3	3	6.1	2	1	1	1	2	2	5.3	
NORTHERN ILLINOIS	12/29/17	*	12	2-3	.667	1-2	.500	0-0	.000	1	1	2	5.7	1	0	0	0	1	5	5.2	
MICHIGAN	01/02/18	*	26	1-1	1.000	1-1	1.000	0-2	.000	3	4	7	5.8	2	2	2	1	2	3	5.0	
OHIO STATE	01/04/18	*	24	4-7	.571	2-4	.500	0-0	.000	1	1	2	5.5	5	1	1	1	1	10	5.5	
Totals		8	220	24-61	.393	10-33	.303	2-7	.286	23	37	60	5.5	25	16	18	10	16	60	5.5	

SEASON / CAREER STATS

POINTS

SEASON: 11 VS. DRAKE (12/16/17)
CAREER: 20 VS. PENN STATE (3/5/17)

REBOUNDS

SEASON: 14 VS. DRAKE (12/16/17)
CAREER: 14 VS. DRAKE (12/16/17)

ASSISTS

SEASON: 5 VS. DRAKE (12/16/17)
CAREER: 6 VS. SAVANNAH STATE (11/13/16)

BLOCKS

SEASON: 3 AT INDIANA (12/4/17)
CAREER: 6, 2X, LAST AT NEBRASKA (1/5/17)

STEALS

SEASON: 5 VS. DRAKE (12/16/17)
CAREER: 5 VS. DRAKE (12/16/17)

MINUTES

SEASON: 26, 2X, LAST VS. MICHIGAN (1/2/18)
CAREER: 35 VS. INDIANA (2/21/17)

FIELD GOALS MADE

SEASON: 5 VS. DRAKE (12/16/17)
CAREER: 8 VS. TENNESSEE TECH (12/22/15)

FIELD GOALS ATTEMPTED

SEASON: 12 VS. DRAKE (12/16/17)
CAREER: 13 VS. VILLANOVA (3/20/16)

3-POINT FIELD GOALS MADE

SEASON: 2, 2X, LAST VS. OHIO STATE (1/4/18)
CAREER: 4, 4X, LAST VS. TCU (3/19/17)

3-POINT FIELD GOALS ATTEMPTED

SEASON: 5, 2X, LAST AT IOWA STATE (12/7/17)
CAREER: 7, 2X, LAST VS. ILLINOIS (2/18/17)

FREE THROWS MADE

SEASON: 1, 2X LAST VS. SOUTHERN UTAH (12/19/17)
CAREER: 6 VS. IOWA STATE (12/8/16)

FREE THROWS ATTEMPTED

SEASON: 3 VS. SOUTHERN (12/10/17)
CAREER: 7 VS. IOWA STATE (12/8/16)

- Missed Iowa's first six games due to a broken pinky finger in non-shooting hand (left)
- Started eight games, including the last seven (five wins)
- Tallied 10 points on 4-of-7 shooting from the field versus Ohio State
- Stuffed the stat sheet in win over Drake with a career-high 14 rebounds and five steals, while also being credited with five assists and 11 points
- Made at least one 3-pointer in eight of 11 games played
- Blocked a team-best three shots at Indiana
- Started first game of the year posting season bests in rebounds (5) and blocks (2) versus Penn State
- Awarded the 2017 Big Ten Sixth Man of the Year as a sophomore
- Two-time Academic All-Big Ten honoree
- Only Division I player in 2016-17 and only Big Ten player over the last 25 seasons to amass 250 points, 45 steals, 45 3-pointers, and 40+ blocked shots in a season

PRODUCTION TRACKER

	Season	Career
Scored 10+ Points:	2	17
Scored 15+ Points:	0	4
Scored 20+ Points:	0	1
Had 5+ Assists:	1	3
Had 3+ Blocks:	1	8
Had 3+ Steals:	1	8
Made 3+ 3-Pointers:	0	10
Led Team in Scoring:	0	2
Led Team in Rebounding:	2	15
Led Team in Assists:	0	1
Led Team in Steals:	6	19
Led Team in Blocks:	4	25
Double-Double:	1	4



CAREER STATS

YEAR	G/GS	FG-A	PCT	3-PT	PCT	FT-A	PCT	RB	AVG	PF-FO	AS	TO	BK	ST	PTS	AVG
Fresh.	33/0	61-123	.496	26-66	.394	10-15	.667	85	2.6	49-0	17	17	19	23	158	4.8
Soph.	34/10	91-203	.448	46-116	.397	27-44	.614	197	5.8	78-1	59	27	43	48	255	7.5
Junior	11/8	24-61	.393	10-33	.303	2-7	.286	60	5.5	25-1	16	18	10	16	60	5.5
TOTALS	78/18	176-387	.455	82-215	.381	39-66	.591	342	4.4	152-2	92	62	72	87	473	6.1



3 JORDAN BOHANNON

Sophomore • Guard • 6-0 • 180
Marion, Iowa • Linn-Mar HS



2017-18 GAME-BY-GAME STATS

Opponent	Date	gs	min	Total		3-Pointers		Free throws		Rebounds											
				fg-fga	pct	3fg-fga	pct	ft-fa	pct	off	def	tot	avg	pf	a	t/o	blk	stl	pts	avg	
CHICAGO STATE	11/10/17	*	21	4-10	.400	4-7	.571	0-0	.000	0	1	1	1.0	1	6	0	0	1	12	12.0	
ALABAMA STATE	11/12/17	*	18	1-4	.250	1-4	.250	2-2	1.000	0	1	1	1.0	1	6	1	0	0	5	8.5	
GRAMBLING STATE	11/16/17	*	28	1-7	.143	1-4	.250	9-10	.900	1	1	2	1.3	2	7	1	0	2	12	9.7	
vs Louisiana	11/20/17	*	36	7-16	.438	4-9	.444	3-4	.750	0	1	1	1.3	2	1	4	0	0	21	12.5	
vs South Dakota State	11/21/17	*	32	2-5	.400	2-5	.400	1-2	.500	1	1	2	1.4	3	7	1	0	0	7	11.4	
vs UAB	11/22/17	*	35	9-12	.750	6-8	.750	6-6	1.000	0	1	1	1.3	1	4	2	0	1	30	14.5	
at Virginia Tech	11/28/17	*	36	4-12	.333	4-8	.500	0-0	.000	0	2	2	1.4	1	3	2	0	0	12	14.1	
PENN STATE	12/02/17	*	34	3-6	.500	2-4	.500	0-0	.000	0	2	2	1.5	2	4	3	0	1	8	13.4	
at Indiana	12/04/17	*	29	2-8	.250	2-6	.333	1-2	.500	0	4	4	1.8	1	4	5	0	0	7	12.7	
at Iowa State	12/07/17	*	31	7-13	.538	5-10	.500	0-0	.000	0	1	1	1.7	3	2	4	0	0	19	13.3	
SOUTHERN	12/10/17	*	25	1-6	.167	0-3	.000	2-2	1.000	0	3	3	1.8	1	5	0	0	1	4	12.5	
vs Drake	12/16/17	*	29	6-8	.750	3-4	.750	0-1	.000	0	2	2	1.8	0	7	1	0	0	15	12.7	
SOUTHERN UTAH	12/19/17	*	29	1-7	.143	1-4	.250	0-0	.000	1	4	5	2.1	2	7	2	0	0	3	11.9	
vs Colorado	12/22/17	*	27	4-7	.571	1-4	.250	5-7	.714	0	6	6	2.4	2	2	3	0	1	14	12.1	
NORTHERN ILLINOIS	12/29/17	*	21	2-7	.286	1-5	.200	0-0	.000	0	2	2	2.3	0	7	0	0	0	5	11.6	
MICHIGAN	01/02/18	*	33	4-11	.364	4-7	.571	0-0	.000	0	4	4	2.4	3	3	2	0	0	12	11.6	
OHIO STATE	01/04/18	*	30	6-13	.462	1-5	.200	2-2	1.000	0	1	1	2.4	4	10	1	0	0	15	11.8	
Totals			17	494	64-152	.421	42-97	.433	31-38	.816	3	37	40	2.4	29	85	32	0	7	201	11.8

SEASON / CAREER STATS

POINTS

SEASON: 30 VS. UAB (11/22/17)
CAREER: 30 VS. UAB (11/22/17)

REBOUNDS

SEASON: 6 VS. COLORADO (12/22/17)
CAREER: 6 VS. COLORADO (12/22/17)

ASSISTS

SEASON: 10 VS. OHIO STATE (1/4/18)
CAREER: 13 VS. TCU (3/19/17)

BLOCKS

SEASON: ---
CAREER: 1, 2X, LAST AT MINNESOTA (2/8/17)

STEALS

SEASON: 2, 2X, LAST VS. GRAMBLING ST (11/16/17)
CAREER: 4, 2X, LAST VS. INDIANA (2/21/17)

MINUTES

SEASON: 36, 2X, LAST AT VIRGINIA TECH (11/28/17)
CAREER: 45 AT MINNESOTA (2/8/17)

FIELD GOALS MADE

SEASON: 9 VS. UAB (11/22/17)
CAREER: 9 VS. UAB (11/22/17)

FIELD GOALS ATTEMPTED

SEASON: 16 VS. LOUISIANA (11/20/17)
CAREER: 18 AT NOTRE DAME (11/29/16)

3-POINT FIELD GOALS MADE

SEASON: 6 VS. UAB (11/22/17)
CAREER: 8 AT MARYLAND (2/25/17)

3-POINT FIELD GOALS ATTEMPTED

SEASON: 10 AT IOWA STATE (12/7/17)
CAREER: 15 AT NOTRE DAME (11/29/16)

FREE THROWS MADE

SEASON: 9 VS. GRAMBLING STATE (11/16/17)
CAREER: 9 VS. GRAMBLING STATE (11/16/17)

FREE THROWS ATTEMPTED

SEASON: 10 VS. GRAMBLING STATE (11/16/17)
CAREER: 10 VS. GRAMBLING STATE (11/16/17)

- In B1G stats, ranks third in assists (5.0), tied for fourth in 3-pointers made per game (2.5) and 3-point percentage (.433), and eighth in assist-to-turnover ratio (2.7)
- Ranks second on the team in scoring (11.8) and first in assists (5.0)
- Made four or more 3-pointers six times, including a season-high six in victory versus UAB
- Credited with seven or more assists six times this season, including four of the last six games
- Had a season-best 10 assists versus Ohio State on Thursday, along with 15 points
- Registered seven assists with zero turnovers to go along with five points scored in win over Northern Illinois
- Dished out a game-high five assists and had zero turnovers in win over Southern University
- Tallied a team-best 19 points, bolstered by 5-of-10 shooting from 3-point range, at Iowa State
- Made first four 3-point attempts at Virginia Tech, finishing the game with 12 points on 4-of-8 from 3-point range
- Posted career bests in free throws made (9) and attempted (10) in win over Grambling State
- Averaged a team-best 19.3 points and 4.0 assists in three games at the Cayman Islands Classic
- Scored a career-best 30 points, bolstered by 6-of-8 shooting from 3-point range, in win over UAB
- One of only two freshmen nationally the last 25 years to register 175+ assists and 85+ 3-pointers
- His 175 assists are most by a Hawkeye freshman in a single-season, besting Jeff Horner's 140 in 2003

PRODUCTION TRACKER

	Season	Career
Scored 10+ Points:	10	27
Scored 15+ Points:	5	15
Scored 20+ Points:	2	7
Had 5+ Assists:	8	27
Had 3+ Blocks:	0	0
Had 3+ Steals:	0	2
Made 3+ 3-Pointers:	6	19
Led Team in Scoring:	2	9
Led Team in Rebounding:	0	0
Led Team in Assists:	15	38
Led Team in Steals:	2	9
Led Team in Blocks:	0	0
Double-Double:	0	3



CAREER STATS

YEAR	G/GS	FG-A	PCT	3-PT	PCT	FT-A	PCT	RB	AVG	PF-FO	AS	TO	BK	ST	PTS	AVG
Fresh.	34/28	118-304	.388	89-214	.416	47-55	.855	76	2.2	55-0	175	76	2	29	372	10.9
Soph.	17/17	64-152	.421	42-97	.433	31-38	.816	40	2.4	29-0	85	32	0	7	201	11.8
TOTALS	51/45	182-456	.399	131-311	.421	78-93	.839	116	2.3	84-0	260	108	2	36	573	11.2



5 TYLER COOK

Sophomore • Forward • 6-9 • 255
St. Louis, Missouri • Chaminade Prep



2017-18 GAME-BY-GAME STATS

Opponent	Date	gs	min	Total		3-Pointers		Free throws		Rebounds				pf	a	t/o	blk	stl	pts	avg	
				fg-fga	pct	3fg-fga	pct	ft-fa	pct	off	def	tot	avg								
CHICAGO STATE	11/10/17	*	21	4-4	1.000	0-0	.000	4-7	.571	2	4	6	6.0	1	3	0	0	1	12	12.0	
ALABAMA STATE	11/12/17	*	16	4-8	.500	0-1	.000	2-4	.500	2	4	6	6.0	2	2	0	0	1	10	11.0	
GRAMBLING STATE	11/16/17	*	29	4-6	.667	0-0	.000	7-8	.875	4	3	7	6.3	4	1	3	1	1	15	12.3	
vs Louisiana	11/20/17	*	22	2-5	.400	0-0	.000	2-2	1.000	2	4	6	6.3	2	0	0	0	0	6	10.8	
vs South Dakota State	11/21/17	*	28	4-10	.400	0-0	.000	3-4	.750	1	5	6	6.2	5	1	1	2	0	11	10.8	
vs UAB	11/22/17	*	35	8-11	.727	0-0	.000	13-16	.813	1	5	6	6.2	4	1	3	0	0	29	13.8	
at Virginia Tech	11/28/17	*	29	6-10	.600	0-0	.000	4-6	.667	1	8	9	6.6	3	1	2	2	0	16	14.1	
PENN STATE	12/02/17	*	34	7-13	.538	0-0	.000	9-13	.692	7	5	12	7.3	1	4	5	0	1	23	15.3	
at Indiana	12/04/17	*	14	4-8	.500	1-1	1.000	0-0	.000	4	1	5	7.0	3	0	3	0	1	9	14.6	
at Iowa State	12/07/17	*	25	1-5	.200	0-2	.000	0-2	.000	4	4	8	7.1	2	5	3	0	0	2	13.3	
SOUTHERN	12/10/17	*	17	3-5	.600	0-0	.000	2-2	1.000	0	4	4	6.8	4	0	1	2	0	8	12.8	
vs Drake	12/16/17	*	26	10-13	.769	0-1	.000	3-3	1.000	1	3	4	6.6	3	3	6	0	1	23	13.7	
SOUTHERN UTAH	12/19/17	*	22	7-12	.583	0-0	.000	2-4	.500	1	6	7	6.6	2	1	0	1	0	16	13.8	
vs Colorado	12/22/17	*	31	4-7	.571	0-0	.000	4-8	.500	3	3	6	6.6	2	0	4	2	0	12	13.7	
NORTHERN ILLINOIS	12/29/17	*	17	6-7	.857	0-0	.000	5-7	.714	2	1	3	6.3	0	3	3	0	0	17	13.9	
MICHIGAN	01/02/18	*	34	10-15	.667	0-0	.000	8-11	.727	0	8	8	6.4	1	1	4	1	1	28	14.8	
OHIO STATE	01/04/18	*	27	7-15	.467	0-0	.000	7-8	.875	6	3	9	6.6	3	0	1	1	0	21	15.2	
Totals			17	427	91-154	.591	1-5	.200	75-105	.714	41	71	112	6.6	42	26	39	12	7	258	15.2

SEASON / CAREER STATS

POINTS

SEASON: 29 vs. UAB (11/22/17)

CAREER: 30 vs. UAB (11/22/17)

REBOUNDS

SEASON: 12 vs. PENN STATE (12/2/17)

CAREER: 12 vs. PENN STATE (12/2/17)

ASSISTS

SEASON: 5 AT IOWA STATE (12/7/17)

CAREER: 5 AT IOWA STATE (12/7/17)

BLOCKS

SEASON: 2, 4X, LAST vs. COLORADO (12/22/17)

CAREER: 2, 4X, LAST vs. COLORADO (12/22/17)

STEALS

SEASON: 1, 5X, LAST vs. DRAKE (12/16/17)

CAREER: 3 AT RUTGERS (1/31/17)

MINUTES

SEASON: 35 vs. UAB (11/22/17)

SEASON: 35 vs. UAB (11/22/17)

FIELD GOALS MADE

SEASON: 10, 2X, LAST vs. MICHIGAN (1/2/18)

CAREER: 10, 2X, LAST vs. MICHIGAN (1/2/18)

FIELD GOALS ATTEMPTED

SEASON: 15, 2X, LAST vs. OHIO STATE (1/4/18)

CAREER: 15, 2X, LAST vs. OHIO STATE (1/4/18)

3-POINT FIELD GOALS MADE

SEASON: 1 AT INDIANA (12/4/17)

CAREER: 1, 2X, LAST AT INDIANA (12/4/16)

3-POINT FIELD GOALS ATTEMPTED

SEASON: 2 AT IOWA STATE (12/7/17)

CAREER: 3 vs. SETON HALL (11/17/16)

FREE THROWS MADE

SEASON: 13 vs. UAB (11/22/17)

CAREER: 13 vs. UAB (11/22/17)

FREE THROWS ATTEMPTED

SEASON: 13, 2X LAST vs. PENN STATE (12/2/17)

CAREER: 13, 2X LAST vs. PENN STATE (12/2/17)

- In B1G stats, ranks seventh in field goal percentage (.591), 13th in scoring (15.2), and 16th in rebounds (6.6)
- Only player to average better than 20 points and eight rebounds during Big Ten play
- Dunked the ball 35 times this season, including a season-best six in Iowa's win over Drake
- Made a team-best 59.1% of his field goal attempts and has team bests in FTs made (75) and attempted (105)
- Grabbed six or more rebounds in 13 of Iowa's 17 games
- Scored in double figures a team-best 13 times, including the last six contests
- Led team in scoring (21) and rebounds (9) versus Ohio State on Thursday, including making 7-of-8 free throws
- Registered game highs in scoring (28) and rebounds (8) versus Michigan on Tuesday
- Netted a game-high 23 points on 10-of-13 shooting from the field and 3-of-3 from the FT line in win over Drake
- Posted first double-double of the season, totaling game bests in scoring (23) and rebounding (12) vs. Penn State
- Averaged 15.3 points and six rebounds in three games at the Cayman Islands Classic
- Poured in a career-best 29 points (8-of-11 FG, 13-of-16 FT) in win over UAB
- His 13 free throws made versus UAB are the fourth most in the Fran McCaffery era (2010-present)
- Equaled a career best with two rejections versus South Dakota State at Cayman Islands Classic
- Had his 22 consecutive field goals made streak snapped on his first attempt against Alabama State; streak spanned four games, dating back to the second half of the Indiana game at the Big Ten Tournament on March 9

PRODUCTION TRACKER

	Season	Career
Scored 10+ Points:	13	32
Scored 15+ Points:	9	16
Scored 20+ Points:	5	7
Had 5+ Assists:	0	0
Had 3+ Blocks:	0	0
Had 3+ Steals:	0	1
Made 3+ 3-Pointers:	0	0
Led Team in Scoring:	4	6
Led Team in Rebounding:	6	16
Led Team in Assists:	1	2
Led Team in Steals:	2	5
Led Team in Blocks:	5	12
Double-Double:	1	3



CAREER STATS

YEAR	G/GS	FG-A	PCT	3-PT	PCT	FT-A	PCT	RB	AVG	PF-FO	AS	TO	BK	ST	PTS	AVG
Fresh.	27/26	128-231	.554	2-8	.250	73-122	.598	143	5.3	67-0	26	65	11	18	331	12.3
Soph.	17/17	91-154	.591	1-5	.200	75-105	.714	112	6.6	42-1	26	39	12	7	258	15.2
TOTALS	44/43	219-385	.569	3-13	.231	148-227	.652	255	5.8	109-1	52	104	23	25	589	13.4



1 MAISHE DAILEY

Sophomore • Guard • 6-7 • 195
Beachwood, Ohio • Beachwood HS



2017-18 GAME-BY-GAME STATS

Opponent	Date	gs	min	Total		3-Pointers		Free throws		Rebounds				pf	a	t/o	blk	stl	pts	avg
				fg-fga	pct	3fg-fga	pct	ft-fa	pct	off	def	tot	avg							
CHICAGO STATE	11/10/17	18	3-5	.600	1-2	.500	3-3	1.000	1	1	2	2.0	1	1	3	0	0	0	10	10.0
ALABAMA STATE	11/12/17	20	4-10	.400	2-6	.333	1-2	.500	0	2	2	2.0	0	3	0	0	0	2	11	10.5
GRAMBLING STATE	11/16/17	7	1-2	.500	1-2	.500	0-0	.000	0	0	0	1.3	0	1	0	0	0	0	3	8.0
vs Louisiana	11/20/17	17	1-2	.500	0-1	.000	2-2	1.000	0	1	1	1.3	0	2	0	0	0	0	4	7.0
vs South Dakota State	11/21/17	5	0-2	.000	0-2	.000	0-0	.000	0	0	0	1.0	0	0	0	0	0	0	0	5.6
vs UAB	11/22/17	20	1-2	.500	1-1	1.000	4-4	1.000	0	2	2	1.2	1	1	0	0	0	0	7	5.8
at Virginia Tech	11/28/17	12	2-5	.400	0-2	.000	0-0	.000	0	0	0	1.0	1	0	2	0	0	0	4	5.6
PENN STATE	12/02/17	4	0-0	.000	0-0	.000	0-0	.000	0	0	0	0.9	0	0	0	0	0	0	0	4.9
at Indiana	12/04/17	21	1-7	.143	1-4	.250	0-0	.000	0	5	5	1.3	0	4	0	0	0	0	3	4.7
at Iowa State	12/07/17	18	2-4	.500	2-3	.667	0-0	.000	0	6	6	1.8	1	0	1	0	0	0	6	4.8
SOUTHERN	12/10/17	21	3-9	.333	3-6	.500	0-0	.000	2	2	4	2.0	0	2	0	0	0	0	9	5.2
vs Drake	12/16/17	13	0-1	.000	0-1	.000	0-0	.000	0	1	1	1.9	0	1	1	0	0	0	0	4.8
SOUTHERN UTAH	12/19/17	18	3-6	.500	2-4	.500	0-0	.000	0	3	3	2.0	0	2	1	0	1	0	8	5.0
vs Colorado	12/22/17	27	5-7	.714	2-3	.667	4-6	.667	1	4	5	2.2	0	1	0	0	0	0	16	5.8
NORTHERN ILLINOIS	12/29/17	12	3-3	1.000	1-1	1.000	1-2	.500	0	0	0	2.1	0	4	0	0	0	0	8	5.9
MICHIGAN	01/02/18	16	2-4	.500	1-2	.500	0-0	.000	0	1	1	2.0	1	2	3	0	0	0	5	5.9
OHIO STATE	01/04/18	23	4-10	.400	1-2	.500	0-0	.000	0	3	3	2.1	0	1	0	0	0	0	9	6.1
Totals		0	272	35-79	.443	18-42	.429	15-19	.789	4	31	35	2.1	5	25	11	0	3	103	6.1

SEASON / CAREER STATS

POINTS

SEASON: 16 VS. COLORADO (12/22/17)
CAREER: 16 VS. COLORADO (12/22/17)

REBOUNDS

SEASON: 6 AT IOWA STATE (12/7/17)
CAREER: 7 VS. DELAWARE STATE (12/22/16)

ASSISTS

SEASON: 4, 2X, LAST VS. N. ILLINOIS (12/29/17)
CAREER: 8 VS. ALABAMA STATE (11/12/17)

BLOCKS

SEASON: ---
CAREER: 1 VS. SAVANNAH STATE (11/13/16)

STEALS

SEASON: 2 VS. ALABAMA STATE (11/12/17)
CAREER: 2, 2X, LAST VS. ALABAMA ST (11/12/17)

MINUTES

SEASON: 27 VS. COLORADO (12/22/17)
CAREER: 27 VS. COLORADO (12/22/17)

FIELD GOALS MADE

SEASON: 5 VS. COLORADO (12/22/17)
CAREER: 5 VS. COLORADO (12/22/17)

FIELD GOALS ATTEMPTED

SEASON: 10, 2X, LAST VS. OHIO STATE (1/4/18)
CAREER: 10, 2X, LAST VS. OHIO STATE (1/4/18)

3-POINT FIELD GOALS MADE

SEASON: 3 VS. SOUTHERN (12/10/17)
CAREER: 3 VS. SOUTHERN (12/10/17)

3-POINT FIELD GOALS ATTEMPTED

SEASON: 6, 2X, LAST VS. SOUTHERN (12/10/17)
CAREER: 7 VS. DELAWARE STATE (12/22/16)

FREE THROWS MADE

SEASON: 4, 2X, LAST VS. COLORADO (12/22/17)
CAREER: 4, 2X, LAST VS. COLORADO (12/22/17)

FREE THROWS ATTEMPTED

SEASON: 6 VS. COLORADO (12/22/17)
CAREER: 6 VS. COLORADO (12/22/17)

- Posted career bests in scoring (16), minutes played (27), and free throws made (4) and attempted (6) in win over Colorado
- Played double-digit minutes in 14 of 17 games, including 20 minutes or more in six games in 2017-18
- Sank at least one 3-pointer in 12 contests this year, including a career-best three in win over Southern Univ.
- Contributed nine points and three rebounds in 23 minutes versus Ohio State
- Pulled down a season-best six rebounds to go along with six points at Iowa State
- Tied a career best playing 21 minutes at Indiana, while dishing out a season-best four assists with zero turnovers
- Scored seven points, including crucial 3-pointer from the baseline late in the game, in win over UAB
- Netted double figures in two of Iowa's first six games, including scoring a career-high 11 points vs. Alabama State

PRODUCTION TRACKER

	Season	Career
Scored 10+ Points:	3	3
Scored 15+ Points:	1	1
Scored 20+ Points:	0	0
Had 5+ Assists:	0	0
Had 3+ Blocks:	0	0
Had 3+ Steals:	0	0
Made 3+ 3-Pointers:	1	1
Led Team in Scoring:	1	1
Led Team in Rebounding:	1	1
Led Team in Assists:	2	2
Led Team in Steals:	1	1
Led Team in Blocks:	0	0
Double-Double:	0	0



CAREER STATS

YEAR	G/GS	FG-A	PCT	3-PT	PCT	FT-A	PCT	RB	AVG	PF-FO	AS	TO	BK	ST	PTS	AVG
Fresh.	12/0	10-22	.455	4-12	.333	3-6	.500	19	1.6	6-0	5	5	1	4	27	2.3
Soph.	17/0	35-79	.443	18-42	.429	15-19	.789	35	2.1	5-0	25	11	0	3	103	6.1
TOTALS	29/0	45-101	.446	22-54	.407	18-25	.720	54	1.9	11-0	30	16	1	7	130	4.5

24 BRADY ELLINGSON

RS-Junior • Guard • 6-4 • 196
Menomonee Falls, Wisconsin • Hamilton HS



2017-18 GAME-BY-GAME STATS

Opponent	Date	gs	min	Total		3-Pointers		Free throws		Rebounds				pf	a	t/o	blk	stl	pts	avg
				fg-fga	pct	3fg-fga	pct	ft-fa	pct	off	def	tot	avg							
CHICAGO STATE	11/10/17	28		3-5	.600	3-5	.600	0-0	.000	0	1	1	1.0	0	4	1	0	0	9	9.0
ALABAMA STATE	11/12/17	20		3-6	.500	3-5	.600	0-0	.000	0	1	1	1.0	0	4	0	0	0	9	9.0
GRAMBLING STATE	11/16/17	15		1-3	.333	0-2	.000	0-0	.000	0	2	2	1.3	0	3	1	0	0	2	6.7
vs Louisiana	11/20/17	10		0-3	.000	0-2	.000	0-0	.000	0	1	1	1.3	0	0	0	0	1	0	5.0
vs South Dakota State	11/21/17	9		0-1	.000	0-1	.000	0-0	.000	0	1	1	1.2	0	0	2	0	0	0	4.0
vs UAB	11/22/17	6		0-1	.000	0-1	.000	0-0	.000	0	0	0	1.0	0	0	1	0	1	0	3.3
at Virginia Tech	11/28/17	7		0-2	.000	0-2	.000	0-0	.000	0	0	0	0.9	2	0	0	1	1	0	2.9
PENN STATE	12/02/17	6		0-0	.000	0-0	.000	0-0	.000	0	0	0	0.8	1	3	0	0	0	0	2.5
at Indiana	12/04/17	24		6-9	.667	3-4	.750	1-2	.500	0	1	1	0.8	1	4	0	1	1	16	4.0
at Iowa State	12/07/17 *	30		3-11	.273	1-6	.167	0-1	.000	0	4	4	1.1	1	5	2	0	2	7	4.3
SOUTHERN	12/10/17	15		3-5	.600	2-4	.500	0-0	.000	0	1	1	1.1	0	1	0	0	0	8	4.6
vs Drake	12/16/17	12		1-3	.333	0-0	.000	0-0	.000	0	0	0	1.0	0	0	0	0	0	2	4.4
SOUTHERN UTAH	12/19/17	3		1-1	1.000	0-0	.000	1-1	1.000	0	0	0	0.9	0	0	0	0	0	3	4.3
vs Colorado	12/22/17	1		0-0	.000	0-0	.000	0-0	.000	0	0	0	0.9	0	0	1	0	0	0	4.0
NORTHERN ILLINOIS	12/29/17	17		2-4	.500	2-4	.500	0-0	.000	0	2	2	0.9	0	2	1	0	1	6	4.1
MICHIGAN	01/02/18	10		0-2	.000	0-1	.000	0-0	.000	0	1	1	0.9	0	1	0	0	0	0	3.9
OHIO STATE	01/04/18	6		0-2	.000	0-0	.000	0-0	.000	0	0	0	0.9	0	0	0	0	0	0	3.6
Totals		1	219	23-58	.397	14-37	.378	2-4	.500	0	15	15	0.9	5	27	9	2	7	62	3.6

SEASON / CAREER STATS

POINTS

SEASON: 16 AT INDIANA (12/4/17)
CAREER: 23 VS. SAVANNAH STATE (11/13/16)

REBOUNDS

SEASON: 4 AT IOWA STATE (12/7/17)
CAREER: 4, 3X, LAST AT IOWA STATE (12/7/17)

ASSISTS

SEASON: 5 AT IOWA STATE (12/7/17)
CAREER: 5, 3X, LAST AT IOWA STATE (12/7/17)

BLOCKS

SEASON: 1, 2X, LAST AT INDIANA (12/4/17)
CAREER: 1, 2X, LAST AT INDIANA (12/4/17)

STEALS

SEASON: 2 AT IOWA STATE (12/7/17)
CAREER: 2, 2X, LAST AT IOWA STATE (12/7/17)

MINUTES

SEASON: 30 AT IOWA STATE (12/7/17)
CAREER: 30 AT IOWA STATE (12/7/17)

FIELD GOALS MADE

SEASON: 6 AT INDIANA (12/4/17)
CAREER: 7, 2X, LAST VS. SAVANNAH ST (11/13/16)

FIELD GOALS ATTEMPTED

SEASON: 11 AT IOWA STATE (12/7/17)
CAREER: 11 AT IOWA STATE (12/7/17)

3-POINT FIELD GOALS MADE

SEASON: 3, 3X, LAST AT INDIANA (12/4/17)
CAREER: 5 VS. OHIO STATE (1/28/17)

3-POINT FIELD GOALS ATTEMPTED

SEASON: 6 AT IOWA STATE (12/7/17)
CAREER: 7 VS. OHIO STATE (1/28/17)

FREE THROWS MADE

SEASON: 1 AT INDIANA (12/4/17)
CAREER: 5, 2X, LAST VS. SAVANNAH ST (11/13/16)

FREE THROWS ATTEMPTED

SEASON: 1 AT IOWA STATE (12/7/17)
CAREER: 6 VS. COPPIN STATE (11/15/15)

- Thirty seven of his 58 field goal attempts have come from 3-point territory
- Shifted from shooting guard to point guard the first 10 games due to Connor McCaffery missing time
- Played only three minutes and one minute versus Southern Utah and Colorado, respectively, due to injury (ankle)
- Started first game in his 78 career game played at Iowa State on Dec. 7
- Registered season bests in rebounds (4), assists (5), and blocks (1) at Iowa State
- Tallied a game and season-best 16 points, while being credited with four assists at Indiana

PRODUCTION TRACKER

	Season	Career
Scored 10+ Points:	1	8
Scored 15+ Points:	1	4
Scored 20+ Points:	0	2
Had 5+ Assists:	0	2
Had 3+ Blocks:	0	0
Had 3+ Steals:	0	0
Made 3+ 3-Pointers:	0	5
Led Team in Scoring:	0	3
Led Team in Rebounding:	0	0
Led Team in Assists:	2	4
Led Team in Steals:	2	5
Led Team in Blocks:	0	0
Double-Double:	0	0



CAREER STATS

YEAR	G/GS	FG-A	PCT	3-PT	PCT	FT-A	PCT	RB	AVG	PF-FO	AS	TO	BK	ST	PTS	AVG
Fresh.	7/0	4-8	.500	4-6	.667	1-2	.500	0	0.0	1-0	4	1	0	1	13	1.9
RS-Fresh.	27/0	28-61	.459	12-44	.273	7-10	.700	18	0.7	21-0	12	11	0	5	75	2.9
Soph.	34/0	49-111	.441	32-68	.471	18-18	1.000	39	1.1	28-0	37	14	0	11	148	4.4
Junior	17/1	23-58	.397	14-37	.378	2-4	.500	15	0.9	5-0	27	9	2	7	62	3.6
TOTALS	85/1	104-238	.437	62-155	.400	28-34	.824	72	0.8	55-0	80	35	2	24	298	3.5

55 LUKA GARZA

Freshman • Forward • 6-11 • 235
Washington, D.C. • Maret School



2017-18 GAME-BY-GAME STATS

Opponent	Date	gs	min	Total		3-Pointers		Free throws		Rebounds				pf	a	t/o	blk	stl	pts	avg	
				fg-fga	pct	3fg-fga	pct	ft-fa	pct	off	def	tot	avg								
CHICAGO STATE	11/10/17	*	18	6-6	1.000	0-0	.000	4-8	.500	1	4	5	5.0	1	1	1	3	0	16	16.0	
ALABAMA STATE	11/12/17	*	19	2-8	.250	0-1	.000	7-11	.636	5	8	13	9.0	1	1	1	2	0	11	13.5	
GRAMBLING STATE	11/16/17	*	28	6-9	.667	0-1	.000	1-4	.250	2	7	9	9.0	3	2	2	3	2	13	13.3	
vs Louisiana	11/20/17	*	12	0-2	.000	0-1	.000	0-0	.000	1	4	5	8.0	2	2	2	0	1	0	10.0	
vs South Dakota State	11/21/17	*	28	2-7	.286	0-2	.000	0-3	.000	2	8	10	8.4	1	1	0	1	0	4	8.8	
vs UAB	11/22/17	*	29	6-8	.750	0-0	.000	2-3	.667	2	5	7	8.2	4	1	1	3	0	14	9.7	
at Virginia Tech	11/28/17	*	14	2-6	.333	0-0	.000	0-2	.000	2	2	4	7.6	2	0	0	1	0	4	8.9	
PENN STATE	12/02/17	*	14	2-4	.500	0-1	.000	2-4	.500	0	3	3	7.0	0	0	0	0	1	6	8.5	
at Indiana	12/04/17	*	15	3-4	.750	0-0	.000	0-2	.000	1	2	3	6.6	2	1	1	0	0	6	8.2	
at Iowa State	12/07/17		7	1-1	1.000	0-0	.000	0-2	.000	1	3	4	6.3	2	1	2	0	0	2	7.6	
SOUTHERN	12/10/17		19	7-10	.700	1-1	1.000	8-10	.800	6	7	13	6.9	3	2	1	1	0	23	9.0	
vs Drake	12/16/17		17	4-8	.500	1-2	.500	4-6	.667	3	4	7	6.9	3	1	0	0	3	13	9.3	
SOUTHERN UTAH	12/19/17		19	5-9	.556	0-1	.000	7-8	.875	3	2	5	6.8	1	1	2	2	0	17	9.9	
vs Colorado	12/22/17		11	1-4	.250	0-1	.000	0-0	.000	2	2	4	6.6	3	2	1	0	0	2	9.4	
NORTHERN ILLINOIS	12/29/17		16	8-8	1.000	3-3	1.000	6-8	.750	0	7	7	6.6	2	1	1	5	0	25	10.4	
MICHIGAN	01/02/18		21	3-8	.375	0-0	.000	0-0	.000	3	2	5	6.5	1	0	1	1	1	6	10.1	
OHIO STATE	01/04/18	*	26	4-7	.571	1-3	.333	6-8	.750	2	4	6	6.5	2	0	0	1	0	15	10.4	
Totals			10	313	62-109	.569	6-17	.353	47-79	.595	36	74	110	6.5	33	17	16	23	8	177	10.4

SEASON / CAREER STATS

POINTS

SEASON: 25 VS. NORTHERN ILLINOIS (12/29/17)

REBOUNDS

SEASON: 13, 2X, LAST VS. SOUTHERN (12/10/17)

ASSISTS

SEASON: 2, 4X, LAST VS. COLORADO (12/22/17)

BLOCKS

SEASON: 5 VS. NORTHERN ILLINOIS (12/29/17)

STEALS

SEASON: 3 VS. DRAKE (12/16/17)

MINUTES

SEASON: 29 VS. UAB (11/22/17)

FIELD GOALS MADE

SEASON: 8 VS. NORTHERN ILLINOIS (12/29/17)

FIELD GOALS ATTEMPTED

SEASON: 10 VS. SOUTHERN (12/10/17)

3-POINT FIELD GOALS MADE

SEASON: 3 VS. NORTHERN ILLINOIS (12/29/17)

3-POINT FIELD GOALS ATTEMPTED

SEASON: 3 VS. NORTHERN ILLINOIS (12/29/17)

FREE THROWS MADE

SEASON: 8 VS. SOUTHERN (12/10/17)

FREE THROWS ATTEMPTED

SEASON: 11 VS. ALABAMA STATE (11/12/17)

- Two-time Big Ten Freshman of the Week (Nov. 13 and Jan. 2)
- In B1G stats, ranks 12th in blocked shots (1.4), 13th in field goal percentage (.569) and 17th in rebounds (6.5)
- Posted double figures nine times, including five of the last seven contests
- Ranks first on the team in blocked shots (1.4), second in rebounding (6.5), and fourth in scoring (10.4)
- Contributed 15 points (4-7 FGs, 6-8 FTs) versus Ohio State on Thursday, along with six rebounds
- Registered personal bests in scoring (25), blocked shots (5), and 3-pointers (3) in win over Northern Illinois
- Was 16-of-39 (.410) from the foul line the first 10 games; made 31 of last 40 (.775) the last seven games combined
- Credited with a personal-best three steals in win over Drake
- Posted second double-double scoring 23 points and a personal-best 13 rebounds in win over Southern
- Led team in rebounding (7) and blocks (3) while also scoring 14 points in win over UAB
- Grabbed a team-best 10 rebounds versus South Dakota State at Cayman Islands Classic
- Led team in scoring (13.5), rebounding (9.0), and blocks (2.5) in wins over Chicago State and Alabama State
- Fifth Hawkeye to post a double-double in either his first or second game over the last 20 years (Dean Oliver, Reggie Evans, Devon Archie, Aaron White)

PRODUCTION TRACKER

	Season	Career
Scored 10+ Points:	9	9
Scored 15+ Points:	5	5
Scored 20+ Points:	2	2
Had 5+ Assists:	0	0
Had 3+ Blocks:	4	4
Had 3+ Steals:	1	1
Made 3+ 3-Pointers:	0	0
Led Team in Scoring:	4	4
Led Team in Rebounding:	6	6
Led Team in Assists:	1	1
Led Team in Steals:	2	2
Led Team in Blocks:	7	7
Double-Double:	2	2




CAREER STATS

YEAR	G/GS	FG-A	PCT	3-PT	PCT	FT-A	PCT	RB	AVG	PF-FO	AS	TO	BK	ST	PTS	AVG
Fresh.	17/10	62-109	.569	6-17	.353	47-79	.595	110	6.5	33-0	17	16	23	8	177	10.4

15 RYAN KRIENER

Sophomore • Forward • 6-9 • 250
Spirit Lake, Iowa • Spirit Lake HS



2017-18 GAME-BY-GAME STATS

Opponent	Date	gs	min	Total		3-Pointers		Free throws		Rebounds				pf	a	t/o	blk	stl	pts	avg
				fg-fga	pct	3fg-fga	pct	ft-fa	pct	off	def	tot	avg							
CHICAGO STATE	11/10/17	14	2-3	.667	0-0	.000	0-1	.000	0	1	1	1.0	3	2	3	2	0	4	4.0	
ALABAMA STATE	11/12/17	17	2-2	1.000	0-0	.000	0-0	.000	1	3	4	2.5	4	4	0	0	1	4	4.0	
GRAMBLING STATE	11/16/17	11	2-2	1.000	0-0	.000	0-0	.000	1	0	1	2.0	1	1	1	0	0	4	4.0	
vs Louisiana	11/20/17	26	1-5	.200	0-0	.000	1-3	.333	1	3	4	2.5	5	2	0	1	2	3	3.8	
vs South Dakota State	11/21/17	10	2-2	1.000	1-1	1.000	0-0	.000	0	1	1	2.2	1	0	3	0	0	5	4.0	
vs UAB	11/22/17	11	1-1	1.000	0-0	.000	0-0	.000	0	1	1	2.0	4	0	2	0	0	2	3.7	
at Virginia Tech	11/28/17	5	0-1	.000	0-0	.000	0-0	.000	0	0	0	1.7	3	0	0	0	2	0	3.1	
PENN STATE	12/02/17	7	2-3	.667	1-1	1.000	0-0	.000	3	1	4	2.0	2	2	0	1	1	5	3.4	
at Iowa State	12/07/17	6	1-4	.250	0-1	.000	0-0	.000	2	1	3	2.1	1	0	0	0	0	2	3.2	
SOUTHERN	12/10/17	12	3-6	.500	0-1	.000	0-0	.000	0	3	3	2.2	0	2	1	1	2	6	3.5	
vs Drake	12/16/17	15	2-6	.333	0-1	.000	0-0	.000	0	2	2	2.2	2	2	0	0	0	4	3.5	
SOUTHERN UTAH	12/19/17	10	2-3	.667	0-0	.000	1-2	.500	1	3	4	2.3	0	3	1	0	1	5	3.7	
vs Colorado	12/22/17	5	1-1	1.000	0-0	.000	0-0	.000	1	1	2	2.3	0	1	2	0	0	2	3.5	
NORTHERN ILLINOIS	12/29/17	17	2-5	.400	0-1	.000	1-2	.500	2	1	3	2.4	1	2	0	0	0	5	3.6	
MICHIGAN	01/02/18	4	0-1	.000	0-0	.000	0-0	.000	0	0	0	2.2	0	1	0	0	0	0	3.4	
OHIO STATE	01/04/18	8	0-0	.000	0-0	.000	0-0	.000	1	1	2	2.2	0	0	1	1	0	0	3.2	
Totals		0	178	23-45	.511	2-6	.333	3-8	.375	13	22	35	2.2	27	22	14	6	9	51	3.2

SEASON / CAREER STATS

POINTS

SEASON: 6, VS. SOUTHERN (12/10/17)

CAREER: 14, 2X, LAST VS. OHIO STATE (1/28/17)

REBOUNDS

SEASON: 5 VS. PENN STATE (12/2/17)

CAREER: 7 VS. OHIO STATE (1/28/17)

ASSISTS

SEASON: 4 VS. ALABAMA STATE (11/12/17)

CAREER: 4 VS. ALABAMA STATE (11/12/17)

BLOCKS

SEASON: 2 VS. CHICAGO STATE (11/10/17)

CAREER: 3, 2X, LAST VS. INDIANA (2/21/17)

STEALS

SEASON: 2, 3X, LAST VS. SOUTHERN (12/10/17)

CAREER: 2, 3X, LAST VS. SOUTHERN (12/10/17)

MINUTES

SEASON: 26 VS. LOUISIANA (11/20/17)

CAREER: 26 VS. LOUISIANA (11/20/17)

FIELD GOALS MADE

SEASON: 3 VS. SOUTHERN (12/10/17)

CAREER: 6, 2X, LAST VS. OHIO STATE (1/28/17)

FIELD GOALS ATTEMPTED

SEASON: 6, 2X LAST VS. DRAKE (12/16/17)

CAREER: 7, 2X, LAST VS. OHIO STATE (1/28/17)

3-POINT FIELD GOALS MADE

SEASON: 1, 2X, LAST VS. PENN STATE (12/2/17)

CAREER: 1, 3X, LAST VS. PENN STATE (12/2/17)

3-POINT FIELD GOALS ATTEMPTED

SEASON: 1, 4X, LAST VS. DRAKE (12/16/17)

CAREER: 1, 5X, LAST VS. DRAKE (12/16/17)

FREE THROWS MADE

SEASON: 1, 3X, LAST VS. N. ILLINOIS (12/29/17)

CAREER: 2, 3X, LAST VS. OHIO STATE (1/28/17)

FREE THROWS ATTEMPTED

SEASON: 3 VS. LOUISIANA (11/20/17)

CAREER: 3, 3X, LAST VS. LOUISIANA (11/20/17)

- Did not play at Indiana on Dec. 4 (concussion)
- Scored four points or more in nine of 16 contests played
- Netted five points and had three rebounds in victory over Northern Illinois
- Scored a season-high six points and led team in steals with two in win over Southern University
- Tallied five points, four rebounds, one block, and one steal before leaving game in the second half due to injury Saturday versus Penn State
- Dished out a career-best four assists in win over Alabama State
- Led team in steals (2) at Virginia Tech
- Netted a season-best five points, sinking second career 3-pointer, versus SDSU at Cayman Islands Classic
- Led team in steals (2), assists (2), and blocked shots) versus Louisiana

PRODUCTION TRACKER

	Season	Career
Scored 10+ Points:	0	2
Scored 15+ Points:	0	0
Scored 20+ Points:	0	0
Had 5+ Assists:	0	0
Had 3+ Blocks:	0	2
Had 3+ Steals:	0	0
Made 3+ 3-Pointers:	0	0
Led Team in Scoring:	0	1
Led Team in Rebounding:	0	0
Led Team in Assists:	0	0
Led Team in Steals:	4	4
Led Team in Blocks:	2	5
Double-Double:	0	0



CAREER STATS

YEAR	G/GS	FG-A	PCT	3-PT	PCT	FT-A	PCT	RB	AVG	PF-FO	AS	TO	BK	ST	PTS	AVG
Fresh.	28/0	38-69	.551	1-5	.200	9-15	.600	61	2.2	39-0	11	18	9	6	86	3.1
Soph.	16/0	23-45	.511	2-6	.333	3-8	.375	35	2.2	27-1	22	14	6	9	51	3.2
TOTALS	44/0	61-114	.535	3-11	.273	12-23	.522	96	2.2	66-1	33	32	15	15	137	3.1



30 CONNOR McGAFFERY

Freshman • Guard • 6-5 • 200
Iowa City, Iowa • Iowa West HS



2017-18 GAME-BY-GAME STATS

Opponent	Date	gs	min	Total		3-Pointers		Free throws		Rebounds				pf	a	t/o	blk	stl	pts	avg
				fg-fga	pct	3fg-fga	pct	ft-fa	pct	off	def	tot	avg							
SOUTHERN	12/10/17	17		1-1	1.000	1-1	1.000	2-3	.667	0	3	3	3.0	0	4	1	0	1	5	5.0
vs Drake	12/16/17	9		0-0	.000	0-0	.000	0-0	.000	0	0	0	1.5	0	0	0	0	0	0	2.5
SOUTHERN UTAH	12/19/17	15		0-1	.000	0-1	.000	0-0	.000	0	1	1	1.3	1	2	0	0	0	0	1.7
vs Colorado	12/22/17	12		1-1	1.000	0-0	.000	1-1	1.000	0	0	0	1.0	1	1	3	0	1	3	2.0
Totals		0	53	2-3	.667	1-2	.500	3-4	.750	0	4	4	1.0	2	7	4	0	2	8	2.0

SEASON / CAREER STATS

POINTS

SEASON: 5 VS. SOUTHERN (12/10/17)

REBOUNDS

SEASON: 3 VS. SOUTHERN (12/10/17)

ASSISTS

SEASON: 4 VS. SOUTHERN (12/10/17)

BLOCKS

SEASON: - - -

STEALS

SEASON: 1 VS. SOUTHERN (12/10/17)

MINUTES

SEASON: 17 VS. SOUTHERN (12/10/17)

FIELD GOALS MADE

SEASON: 1 VS. SOUTHERN (12/10/17)

FIELD GOALS ATTEMPTED

SEASON: 1, 2X, LAST VS. SOUTHERN UTAH (12/19/17)

3-POINT FIELD GOALS MADE

SEASON: 1 VS. SOUTHERN (12/10/17)

3-POINT FIELD GOALS ATTEMPTED

SEASON: 1, 2X, LAST VS. SOUTHERN UTAH (12/19/17)

FREE THROWS MADE

SEASON: 2 VS. SOUTHERN (12/10/17)

FREE THROWS ATTEMPTED

SEASON: 3 VS. SOUTHERN (12/10/17)

- Underwent tonsillectomy on Dec. 26; out indefinitely
- Missed first two games due to a sprained ankle
- Missed following eight outings due to illness (mono)
- Played in first collegiate game on Dec. 10 in win over Southern University, collecting five points, four assists, three rebounds, and one steal

PRODUCTION TRACKER

	Season	Career
Scored 10+ Points:	0	0
Scored 15+ Points:	0	0
Scored 20+ Points:	0	0
Had 5+ Assists:	0	0
Had 3+ Blocks:	0	0
Had 3+ Steals:	0	0
Made 3+ 3-Pointers:	0	0
Led Team in Scoring:	0	0
Led Team in Rebounding:	0	0
Led Team in Assists:	0	0
Led Team in Steals:	0	0
Led Team in Blocks:	0	0
Double-Double:	0	0



CAREER STATS

YEAR	G/GS	FG-A	PCT	3-PT	PCT	FT-A	PCT	RB	AVG	PF-FO	AS	TO	BK	ST	PTS	AVG
Fresh.	4/0	2-3	.667	1-2	.500	3-4	.750	4	1.0	2-0	7	4	0	2	8	2.0



4 ISAIAH MOSS

RS-Sophomore • Guard • 6-5 • 205
Chicago, Illinois • Simeon HS



2017-18 GAME-BY-GAME STATS

				Total		3-Pointers		Free throws		Rebounds											
Opponent	Date	gs	min	fg-fga	pct	3fg-fga	pct	ft-fa	pct	off	def	tot	avg	pf	a	t/o	blk	stl	pts	avg	
CHICAGO STATE	11/10/17	*	13	5-7	.714	4-6	.667	0-0	.000	0	1	1	1.0	2	1	1	0	1	14	14.0	
ALABAMA STATE	11/12/17	*	18	4-7	.571	2-5	.400	2-2	1.000	0	2	2	1.5	3	1	2	1	0	12	13.0	
GRAMBLING STATE	11/16/17	*	30	4-9	.444	3-6	.500	4-4	1.000	0	2	2	1.7	3	1	0	0	2	15	13.7	
vs Louisiana	11/20/17	*	20	6-17	.353	2-5	.400	10-10	1.000	2	1	3	2.0	4	1	1	0	0	24	16.3	
vs South Dakota State	11/21/17	*	32	8-16	.500	2-7	.286	0-0	.000	0	2	2	2.0	1	3	4	0	2	18	16.6	
vs UAB	11/22/17	*	32	5-11	.455	1-2	.500	1-2	.500	0	2	2	2.0	2	4	1	0	1	12	15.8	
at Virginia Tech	11/28/17	*	22	1-6	.167	0-2	.000	0-0	.000	0	2	2	2.0	2	1	4	0	0	2	13.9	
PENN STATE	12/02/17	*	31	6-13	.462	1-3	.333	0-0	.000	0	3	3	2.1	2	2	4	0	1	13	13.8	
at Indiana	12/04/17	*	17	1-5	.200	0-1	.000	0-0	.000	0	4	4	2.3	0	1	2	0	0	2	12.4	
at Iowa State	12/07/17	*	17	2-8	.250	0-4	.000	0-0	.000	0	2	2	2.3	0	1	1	1	0	4	11.6	
SOUTHERN	12/10/17	*	21	4-10	.400	4-9	.444	0-0	.000	1	1	2	2.3	0	2	0	0	1	12	11.6	
vs Drake	12/16/17	*	22	4-8	.500	1-4	.250	0-0	.000	0	0	0	2.1	1	2	0	0	1	9	11.4	
SOUTHERN UTAH	12/19/17	*	24	6-14	.429	3-8	.375	1-1	1.000	1	2	3	2.2	2	1	1	0	2	16	11.8	
vs Colorado	12/22/17	*	32	5-12	.417	0-4	.000	6-8	.750	0	4	4	2.3	4	2	3	0	0	16	12.1	
NORTHERN ILLINOIS	12/29/17	*	25	4-7	.571	3-4	.750	0-0	.000	0	1	1	2.2	0	5	1	0	1	11	12.0	
MICHIGAN	01/02/18	*	23	2-4	.500	0-2	.000	2-2	1.000	0	0	0	2.1	2	1	1	1	0	6	11.6	
OHIO STATE	01/04/18	*	21	3-10	.300	1-2	.500	0-2	.000	2	2	4	2.2	2	3	2	1	0	7	11.4	
Totals		17	400	70-164	.427	27-74	.365	26-31	.839	6	31	37	2.2	30	32	28	4	12	193	11.4	

SEASON / CAREER STATS

POINTS

SEASON: 24 VS. LOUISIANA (11/20/17)
CAREER: 24 VS. LOUISIANA (11/20/17)

REBOUNDS

SEASON: 4, 3X, LAST VS. OHIO STATE (1/4/18)
CAREER: 6 VS. STETSON (12/5/16)

ASSISTS

SEASON: 5 VS. NORTHERN ILLINOIS (12/29/17)
CAREER: 5, 2X, LAST VS. N. ILLINOIS (12/29/17)

BLOCKS

SEASON: 1, 4X, LAST VS. OHIO STATE (1/4/18)
CAREER: 2, 3X, LAST VS. S. DAKOTA (3/15/17)

STEALS

SEASON: 2, 3X, LAST VS. SOUTHERN UTAH (12/19/17)
CAREER: 5 VS. INDIANA (3/9/17)

MINUTES

SEASON: 32, 3X, LAST VS. COLORADO (12/22/17)
CAREER: 37 AT NEBRASKA (1/5/17)

FIELD GOALS MADE

SEASON: 8 VS. SDSU (11/21/17)
SEASON: 8, 2X, LAST VS. SDSU (11/21/17)

FIELD GOALS ATTEMPTED

SEASON: 17 VS. LOUISIANA (11/20/17)
CAREER: 17 VS. LOUISIANA (11/20/17)

3-POINT FIELD GOALS MADE

SEASON: 4, 2X LAST VS. SOUTHERN (12/10/17)
CAREER: 5 VS. STETSON (12/5/16)

3-POINT FIELD GOALS ATTEMPTED

SEASON: 9 VS. SOUTHERN (12/10/17)
CAREER: 9, 2X, LAST VS. SOUTHERN (12/10/17)

FREE THROWS MADE

SEASON: 10 VS. LOUISIANA (11/20/17)
CAREER: 10 VS. LOUISIANA (11/20/17)

FREE THROWS ATTEMPTED

SEASON: 10 VS. LOUISIANA (11/20/17)
CAREER: 10 VS. LOUISIANA (11/20/17)

- Ranks third on the team, averaging 11.4 points per game
- Tied career high with five assists and netted 11 points, bolstered by 3-of-4 shooting from 3-point range, in win over NIU
- Missed only five free throw attempts this season (26-of-31, .839)
- Made at least one 3-pointer in all but five games this season
- Scored in double figures 11 times, second most on the squad
- Voted to the Cayman Islands Classic All-Tournament Team, averaging 18 points in three games played
- Poured in a career-best 24 points, bolstered by a perfect 10-of-10 at the FT line, versus Louisiana
- Registered team bests in scoring (18) and steals (2) versus South Dakota State

PRODUCTION TRACKER

	Season	Career
Scored 10+ Points:	11	20
Scored 15+ Points:	5	9
Scored 20+ Points:	1	2
Had 5+ Assists:	1	2
Had 3+ Blocks:	0	0
Had 3+ Steals:	0	1
Made 3+ 3-Pointers:	4	8
Led Team in Scoring:	3	3
Led Team in Rebounding:	0	0
Led Team in Assists:	2	2
Led Team in Steals:	4	7
Led Team in Blocks:	3	10
Double-Double:	0	0



CAREER STATS

YEAR	G/GS	FG-A	PCT	3-PT	PCT	FT-A	PCT	RB	AVG	PF-FO	AS	TO	BK	ST	PTS	AVG
Fresh.	34/28	84-204	.412	29-81	.358	23-31	.742	55	1.6	42-1	29	36	13	19	220	6.5
Soph.	17/17	70-164	.427	27-74	.365	26-31	.839	37	2.2	30-0	32	28	4	12	193	11.4
TOTALS	51/45	154-368	.418	56-155	.361	49-62	.790	92	1.8	72-1	61	64	17	31	413	8.1



2 JACK NUNGE

Freshman • Forward • 6-11 • 225
Newburgh, Indiana • New Castle HS



2017-18 GAME-BY-GAME STATS

Opponent	Date	gs	min	Total		3-Pointers		Free throws		Rebounds				pf	a	t/o	blk	stl	pts	avg
				fg-fga	pct	3fg-fga	pct	ft-fta	pct	off	def	tot	avg							
CHICAGO STATE	11/10/17	19	2-4	.500	0-1	.000	6-7	.857	1	3	4	4.0	1	0	2	1	4	10	10.0	
ALABAMA STATE	11/12/17	20	2-6	.333	2-4	.500	0-0	.000	2	3	5	4.5	1	1	1	2	3	6	8.0	
GRAMBLING STATE	11/16/17	27	6-8	.750	3-5	.600	2-4	.500	1	6	7	5.3	0	2	0	1	0	17	11.0	
vs Louisiana	11/20/17	28	3-6	.500	0-1	.000	3-5	.600	2	0	2	4.5	1	0	4	0	1	9	10.5	
vs South Dakota State	11/21/17	25	5-5	1.000	2-2	1.000	2-4	.500	1	1	2	4.0	2	1	2	0	1	14	11.2	
vs UAB	11/22/17	* 14	0-3	.000	0-1	.000	0-0	.000	1	2	3	3.8	2	3	0	0	0	0	9.3	
at Virginia Tech	11/28/17	20	2-4	.500	0-1	.000	0-0	.000	2	4	6	4.1	1	0	1	0	1	4	8.6	
PENN STATE	12/02/17	15	1-1	1.000	0-0	.000	0-0	.000	0	1	1	3.8	2	0	2	3	0	2	7.8	
at Indiana	12/04/17	* 26	4-8	.500	2-4	.500	2-2	1.000	1	5	6	4.0	3	1	0	1	1	12	8.2	
at Iowa State	12/07/17	* 23	7-14	.500	1-5	.200	1-3	.333	4	4	8	4.4	4	4	0	1	0	16	9.0	
SOUTHERN	12/10/17	* 20	2-5	.400	1-2	.500	6-6	1.000	0	2	2	4.2	1	2	1	4	0	11	9.2	
vs Drake	12/16/17	* 10	2-3	.667	0-0	.000	1-1	1.000	0	0	0	3.8	2	0	2	1	0	5	8.8	
SOUTHERN UTAH	12/19/17	* 21	4-5	.800	0-1	.000	1-2	.500	0	4	4	3.8	0	4	1	1	0	9	8.8	
vs Colorado	12/22/17	* 10	1-2	.500	0-1	.000	1-1	1.000	0	1	1	3.6	0	1	0	0	0	3	8.4	
NORTHERN ILLINOIS	12/29/17	* 21	3-8	.375	1-4	.250	0-0	.000	1	1	2	3.5	0	1	1	2	2	7	8.3	
MICHIGAN	01/02/18	* 8	1-3	.333	0-2	.000	0-0	.000	0	0	0	3.3	1	2	0	0	0	2	7.9	
OHIO STATE	01/04/18	8	1-3	.333	1-1	1.000	0-0	.000	1	1	2	3.2	1	0	2	0	0	3	7.6	
Totals		9	315	46-88	.523	13-35	.371	25-35	.714	17	38	55	3.2	22	22	19	17	13	130	7.6

SEASON / CAREER STATS

POINTS

SEASON: 17 VS. GRAMBLING STATE (11/16/17)

REBOUNDS

SEASON: 8 AT IOWA STATE (12/7/17)

ASSISTS

SEASON: 4, 2X, LAST VS. SOUTHERN UTAH (12/19/17)

BLOCKS

SEASON: 4 VS. SOUTHERN (12/10/17)

STEALS

SEASON: 4 VS. CHICAGO STATE (11/10/17)

MINUTES

SEASON: 28 VS. LOUISIANA (11/20/17)

FIELD GOALS MADE

SEASON: 7 AT IOWA STATE (12/7/17)

FIELD GOALS ATTEMPTED

SEASON: 14 AT IOWA STATE (12/7/17)

3-POINT FIELD GOALS MADE

SEASON: 3 VS. GRAMBLING STATE (11/16/17)

3-POINT FIELD GOALS ATTEMPTED

SEASON: 5, 2X, LAST AT IOWA STATE (12/7/17)

FREE THROWS MADE

SEASON: 6, 2X, LAST VS. SOUTHERN (12/10/17)

FREE THROWS ATTEMPTED

SEASON: 7 VS. CHICAGO STATE (11/10/17)

- Started nine games, including eight of the last nine
- Ranks second on the team in steals (13) and blocked shots (17)
- Scored in double figures for the sixth time, and third straight game, with 11 points and denied a game and personal-best four shots in win over Southern University
- Grabbed a game-high eight rebounds to go along with 16 points at Iowa State
- Netted 12 points and snagged a team-best six rebounds at Indiana
- Rejected a game-best three shots and made only field goal attempt versus Penn State
- Netted double figures in three of Iowa's first six games (Chicago State, Grambling State, South Dakota State)
- Dished out a career-best three assists in first career start in Iowa's win over UAB
- Scored 14 points, bolstered by 5-of-5 shooting from the field and 2-of-2 from 3-point range, versus SDSU
- Posted season bests in scoring (17), rebounding (7), and 3-pointers made (3) in win over Grambling State

PRODUCTION TRACKER

	Season	Career
Scored 10+ Points:	6	6
Scored 15+ Points:	2	2
Scored 20+ Points:	0	0
Had 5+ Assists:	0	0
Had 3+ Blocks:	0	0
Had 3+ Steals:	2	2
Made 3+ 3-Pointers:	1	1
Led Team in Scoring:	1	1
Led Team in Rebounding:	2	2
Led Team in Assists:	0	0
Led Team in Steals:	4	4
Led Team in Blocks:	5	5
Double-Double:	0	0



CAREER STATS

YEAR	G/GS	FG-A	PCT	3-PT	PCT	FT-A	PCT	RB	AVG	PF-FO	AS	TO	BK	ST	PTS	AVG
Fresh.	17/9	46-88	.523	13-35	.371	25-35	.714	55	3.2	22-0	22	19	17	13	130	7.6

**2017-18 GAME-BY-GAME STATS**

				Total		3-Pointers		Free throws		Rebounds										
Opponent	Date	gs	min	fg-fga	pct	3fg-fga	pct	ft-fa	pct	off	def	tot	avg	pf	a	t/o	blk	stl	pts	avg
CHICAGO STATE	11/10/17	13		2-5	.400	0-0	.000	1-3	.333	1	4	5	5.0	4	1	2	0	0	5	5.0
ALABAMA STATE	11/12/17	24		6-9	.667	0-0	.000	3-8	.375	4	1	5	5.0	1	1	2	1	1	15	10.0
GRAMBLING STATE	11/16/17	13		0-0	.000	0-0	.000	3-4	.750	1	1	2	4.0	1	1	3	0	0	3	7.7
vs Louisiana	11/20/17	18		2-3	.667	0-0	.000	0-0	.000	1	7	8	5.0	2	1	2	1	0	4	6.8
vs South Dakota State	11/21/17	12		0-1	.000	0-0	.000	2-2	1.000	0	3	3	4.6	1	2	1	0	0	2	5.8
vs UAB	11/22/17	16		0-1	.000	0-0	.000	1-4	.250	0	5	5	4.7	0	4	0	1	0	1	5.0
at Virginia Tech	11/28/17	21		2-8	.250	0-0	.000	2-2	1.000	7	7	14	6.0	1	6	0	1	0	6	5.1
PENN STATE	12/02/17	19		4-6	.667	0-0	.000	2-4	.500	0	5	5	5.9	2	1	2	0	0	10	5.8
at Indiana	12/04/17	18		1-4	.250	0-0	.000	0-1	.000	0	2	2	5.4	2	1	2	1	1	2	5.3
at Iowa State	12/07/17	17		5-6	.833	0-0	.000	0-0	.000	4	4	8	5.7	1	3	1	0	0	10	5.8
vs Drake	12/16/17	12		2-3	.667	0-0	.000	2-3	.667	3	5	8	5.9	1	1	1	0	0	6	5.8
SOUTHERN UTAH	12/19/17	9		3-3	1.000	0-0	.000	2-2	1.000	0	4	4	5.8	1	0	1	0	1	8	6.0
vs Colorado	12/22/17	25		3-7	.429	0-0	.000	4-5	.800	4	4	8	5.9	1	2	1	2	0	10	6.3
NORTHERN ILLINOIS	12/29/17	23		4-8	.500	0-0	.000	1-2	.500	0	4	4	5.8	2	4	1	1	1	9	6.5
MICHIGAN	01/02/18	17		2-3	.667	0-0	.000	2-2	1.000	0	4	4	5.7	2	2	0	0	0	6	6.5
OHIO STATE	01/04/18	18		0-1	.000	0-0	.000	1-2	.500	0	5	5	5.6	1	1	2	0	0	1	6.1
Totals		0	275	36-68	.529	0-0	.000	26-44	.591	25	65	90	5.6	23	31	21	8	4	98	6.1

SEASON / CAREER STATS**POINTS**

SEASON: 15 VS. ALABAMA STATE (11/12/17)
CAREER: 21 VS. STETSON (12/5/16)

REBOUNDS

SEASON: 14 AT VIRGINIA TECH (11/28/17)
CAREER: 14 AT VIRGINIA TECH (11/28/17)

ASSISTS

SEASON: 6 AT VIRGINIA TECH (11/28/17)
CAREER: 6 AT VIRGINIA TECH (11/28/17)

BLOCKS

SEASON: 2 VS. COLORADO (12/22/17)
CAREER: 3 VS. RUTGERS (1/8/17)

STEALS

SEASON: 2 VS. COLORADO (12/22/17)
CAREER: 4 VS. SOUTH DAKOTA (3/15/17)

MINUTES

SEASON: 25 VS. COLORADO (12/22/17)
CAREER: 34 AT NEBRASKA (1/5/17)

FIELD GOALS MADE

SEASON: 6 VS. ALABAMA STATE (11/12/17)
CAREER: 9 VS. STETSON (12/5/16)

FIELD GOALS ATTEMPTED

SEASON: 9 VS. ALABAMA STATE (11/12/17)
CAREER: 12 VS. INDIANA (3/9/17)

3-POINT FIELD GOALS MADE

SEASON: ---
CAREER: ---

3-POINT FIELD GOALS ATTEMPTED

SEASON: ---
CAREER: 1 VS. SETON HALL (11/17/16)

FREE THROWS MADE

SEASON: 4 VS. COLORADO (12/22/17)
CAREER: 6, 2X, LAST AT MICH. ST. (2/11/17)

FREE THROWS ATTEMPTED

SEASON: 8 VS. ALABAMA STATE (11/12/17)
CAREER: 8, 2X, LAST VS. ALABAMA ST (11/12/17)

- Attempted at least one free throw in 14 of 16 games played
- Ranks third on the squad in rebounding, pulling down 5.6 per contest
- Grabbed eight rebounds and scored six points in 26-point win over Drake
- Posted team highs in rebounding (8), assists (2), and blocks (2) while also scoring 10 points in win over Colorado
- Missed Southern University game due to deep laceration of right leg sustained at Iowa State
- Registered 10 points, three assists, and a team-best eight rebounds before leaving game due to injury at ISU
- Posted game and career highs in rebounding (14) and assists (6), while also scoring six points and rejecting one shot at Virginia Tech
- The 14 rebounds are Virginia Tech are the fifth most by a Big Ten player this season
- Tallied a game-best 15 points, bolstered by 6-of-9 shooting from the field, in Iowa's win over Alabama State
- Shared team high assists honors with a season-best four in Iowa's win over UAB
- Made a school single-season record 61.7 percent of his field goal attempts as a freshman, besting Russ Millard's 60.9 percent set in 1996

PRODUCTION TRACKER

	Season	Career
Scored 10+ Points:	4	19
Scored 15+ Points:	1	6
Scored 20+ Points:	0	1
Had 5+ Assists:	1	2
Had 3+ Blocks:	0	1
Had 3+ Steals:	0	0
Made 3+ 3-Pointers:	0	0
Led Team in Scoring:	1	3
Led Team in Rebounding:	4	10
Led Team in Assists:	3	3
Led Team in Steals:	1	6
Led Team in Blocks:	2	11
Double-Double:	0	1


**CAREER STATS**

YEAR	G/GS	FG-A	PCT	3-PT	PCT	FT-A	PCT	RB	AVG	PF-FO	AS	TO	BK	ST	PTS	AVG
Fresh.	34/14	116-188	.617	0-1	.000	69-120	.575	169	5.0	84-0	37	53	24	25	301	8.9
Soph.	16/0	36-68	.529	0-0	.000	26-44	.591	90	5.6	23-0	31	21	8	4	98	6.1
TOTALS	50/14	152-256	.594	0-1	.000	95-164	.579	259	5.2	107-0	68	74	32	29	399	8.0



11 CHARLIE ROSE

Senior • Guard • 6-4 • 190
Elmhurst, Illinois • York Community



2017-18 GAME-BY-GAME STATS

Opponent	Date	gs	min	Total		3-Pointers		Free throws		Rebounds				pf	a	t/o	blk	stl	pts	avg
				fg-fga	pct	3fg-fga	pct	ft-fa	pct	off	def	tot	avg							
CHICAGO STATE	11/10/17	3		0-0	.000	0-0	.000	0-0	.000	0	0	0	0.0	1	0	0	0	0	0	0.0
ALABAMA STATE	11/12/17	4		1-2	.500	0-1	.000	0-0	.000	1	0	1	0.5	0	0	1	0	0	2	1.0
SOUTHERN	12/10/17	2		0-1	.000	0-1	.000	0-0	.000	0	1	1	0.7	0	0	0	0	0	0	0.7
vs Drake	12/16/17	1		1-1	1.000	0-0	.000	0-0	.000	0	0	0	0.5	0	0	0	0	0	2	1.0
SOUTHERN UTAH	12/19/17	2		0-1	.000	0-1	.000	0-0	.000	0	1	1	0.6	0	1	1	0	0	0	0.8
NORTHERN ILLINOIS	12/29/17	2		0-0	.000	0-0	.000	0-0	.000	0	0	0	0.5	0	1	0	0	0	0	0.7
Totals		0	14	2-5	.400	0-3	.000	0-0	.000	1	2	3	0.5	1	2	2	0	0	4	0.7

SEASON / CAREER STATS

POINTS

SEASON: 2 VS. DRAKE (12/16/17)

CAREER: 3 VS. NORTH DAKOTA ST (11/17/14)

REBOUNDS

SEASON: 1, 3X, LAST VS. SOUTHERN UTAH (12/19/17)

CAREER: 1, 4X, LAST VS. SOUTHERN UTAH (12/19/17)

ASSISTS

SEASON: 1, 2X, LAST VS. N. ILLINOIS (12/29/17)

CAREER: 1, 3X, LAST VS. SOUTHERN UTAH (12/19/17)

BLOCKS

SEASON: ---

CAREER: ---

STEALS

SEASON: ---

CAREER: ---

MINUTES

SEASON: 3 VS. CHICAGO STATE (11/10/17)

CAREER: 3, 4X, LAST VS. CHICAGO ST (11/10/17)

FIELD GOALS MADE

SEASON: 1 VS. DRAKE (12/16/17)

CAREER: 1, 3X, LAST VS. DRAKE (12/16/17)

FIELD GOALS ATTEMPTED

SEASON: 2 VS. ALABAMA STATE (11/12/17)

CAREER: 2, 2X, LAST VS. ALABAMA ST (11/12/17)

3-POINT FIELD GOALS MADE

SEASON: ---

CAREER: 1 VS. NORTH DAKOTA ST (11/17/14)

3-POINT FIELD GOALS ATTEMPTED

SEASON: 1, 3X, LAST VS. SOUTHERN UTAH (12/19/17)

CAREER: 1, 4X, LAST VS. SOUTHERN UTAH (12/19/17)

FREE THROWS MADE

SEASON: ---

CAREER: ---

FREE THROWS ATTEMPTED


SEASON: ---

CAREER: ---

- Non-scholarship athlete
- Had an assist in victory over Northern Illinois last Friday
- Played in six games this season, scoring his first bucket in Iowa's win over Alabama State
- Scored a bucket in the remaining seconds in Iowa's 26-point win over Drake

PRODUCTION TRACKER

	Season	Career
Scored 10+ Points:	0	0
Scored 15+ Points:	0	0
Scored 20+ Points:	0	0
Had 5+ Assists:	0	0
Had 3+ Blocks:	0	0
Had 3+ Steals:	0	0
Made 3+ 3-Pointers:	0	0
Led Team in Scoring:	0	0
Led Team in Rebounding:	0	0
Led Team in Assists:	0	0
Led Team in Steals:	0	0
Led Team in Blocks:	0	0
Double-Double:	0	0




CAREER STATS

YEAR	G/GS	FG-A	PCT	3-PT	PCT	FT-A	PCT	RB	AVG	PF-FO	AS	TO	BK	ST	PTS	AVG
Fresh.	8/0	1-1	1.000	1-1	1.000	0-0	.000	0	0.0	0-0	1	1	0	0	3	0.4
Junior	7/0	1-3	.333	0-1	.000	0-0	.000	1	0.2	3-0	1	1	0	0	2	0.3
Senior	6/0	2-5	.400	0-3	.000	0-0	.000	3	0.5	1-0	2	2	0	0	4	0.7
TOTALS	21/0	4-9	.444	1-5	.200	0-0	.000	4	0.2	4-0	4	4	0	0	9	0.4

20 RILEY TILL

RS-Freshman • Forward • 6-7 • 200
Dubuque, Iowa • Wahlert HS



2017-18 GAME-BY-GAME STATS

Opponent	Date	gs	min	Total		3-Pointers		Free throws		Rebounds				pf	a	t/o	blk	stl	pts	avg
				fg-fga	pct	3fg-fga	pct	ft-fa	pct	off	def	tot	avg							
CHICAGO STATE	11/10/17	5		0-0	.000	0-0	.000	0-0	.000	0	1	1	1.0	0	0	1	0	1	0	0.0
ALABAMA STATE	11/12/17	4		0-1	.000	0-1	.000	0-0	.000	0	0	0	0.5	0	0	0	0	0	0	0.0
vs South Dakota State	11/21/17	0		0-0	.000	0-0	.000	0-0	.000	0	0	0	0.3	0	0	0	0	0	0	0.0
SOUTHERN	12/10/17	4		0-2	.000	0-2	.000	0-0	.000	0	0	0	0.3	1	0	0	0	0	0	0.0
vs Drake	12/16/17	2		0-0	.000	0-0	.000	0-0	.000	0	0	0	0.2	0	0	0	0	0	0	0.0
SOUTHERN UTAH	12/19/17	3		1-1	1.000	0-0	.000	0-0	.000	0	0	0	0.2	1	0	0	0	0	2	0.3
NORTHERN ILLINOIS	12/29/17	2		0-1	.000	0-1	.000	0-0	.000	0	0	0	0.1	0	0	0	0	1	0	0.3
Totals		0	20	1-5	.200	0-4	.000	0-0	.000	0	1	1	0.1	2	0	1	0	2	2	0.3

SEASON / CAREER STATS

POINTS

SEASON: 2 VS. SOUTHERN UTAH (12/19/17)

REBOUNDS

SEASON: 1 VS. ALABAMA STATE (11/12/17)

ASSISTS

SEASON: ---

BLOCKS

SEASON: ---

STEALS

SEASON: 1, 2X, LAST VS. N. ILLINOIS (12/29/17)

MINUTES

SEASON: 5 VS. CHICAGO STATE (11/10/17)

FIELD GOALS MADE

SEASON: 1 VS. SOUTHERN UTAH (12/19/17)

FIELD GOALS ATTEMPTED

SEASON: 2 VS. SOUTHERN (12/10/17)

3-POINT FIELD GOALS MADE

SEASON: ---

3-POINT FIELD GOALS ATTEMPTED

SEASON: 2 VS. SOUTHERN (12/10/17)

FREE THROWS MADE

SEASON: ---


FREE THROWS ATTEMPTED

SEASON: ---

- Non-scholarship athlete
- Had a steal in victory over Northern Illinois last Friday
- Played limited minutes in seven games this season
- Redshirted last season as a true freshman

PRODUCTION TRACKER

	Season	Career
Scored 10+ Points:	0	0
Scored 15+ Points:	0	0
Scored 20+ Points:	0	0
Had 5+ Assists:	0	0
Had 3+ Blocks:	0	0
Had 3+ Steals:	0	0
Made 3+ 3-Pointers:	0	0
Led Team in Scoring:	0	0
Led Team in Rebounding:	0	0
Led Team in Assists:	0	0
Led Team in Steals:	0	0
Led Team in Blocks:	0	0
Double-Double:	0	0



CAREER STATS

YEAR	G/GS	FG-A	PCT	3-PT	PCT	FT-A	PCT	RB	AVG	PF-FO	AS	TO	BK	ST	PTS	AVG
Fresh.	7/0	1-5	.200	0-4	.000	0-0	.000	1	0.1	2-0	0	1	0	2	2	0.3

25 DOM UHL

Senior • Forward • 6-9 • 220
Frankfurt, Germany • Point Pleasant Beach HS (NJ)



2017-18 GAME-BY-GAME STATS

Opponent	Date	gs	min	Total		3-Pointers		Free throws		Rebounds				pf	a	t/o	blk	stl	pts	avg
				fg-fga	pct	3fg-fga	pct	ft-fa	pct	off	def	tot	avg							
CHICAGO STATE	11/10/17	8		0-1	.000	0-1	.000	1-2	.500	0	3	3	3.0	2	0	2	1	0	1	1.0
ALABAMA STATE	11/12/17	8		1-2	.500	0-0	.000	0-2	.000	2	2	4	3.5	0	1	0	0	0	2	1.5
vs South Dakota State	11/21/17	2		0-0	.000	0-0	.000	0-0	.000	0	0	0	2.3	0	0	0	0	0	0	1.0
vs UAB	11/22/17	2		0-0	.000	0-0	.000	0-0	.000	0	0	0	1.8	0	0	1	0	0	0	0.8
at Indiana	12/04/17	2		0-1	.000	0-0	.000	0-0	.000	0	0	0	1.4	0	0	1	0	0	0	0.6
SOUTHERN	12/10/17	4		0-0	.000	0-0	.000	0-0	.000	0	1	1	1.3	0	0	0	0	0	0	0.5
vs Drake	12/16/17	2		0-0	.000	0-0	.000	0-0	.000	0	0	0	1.1	0	0	1	0	0	0	0.4
SOUTHERN UTAH	12/19/17	3		0-0	.000	0-0	.000	0-0	.000	0	1	1	1.1	0	1	0	1	0	0	0.4
NORTHERN ILLINOIS	12/29/17	4		0-0	.000	0-0	.000	0-0	.000	0	0	0	1.0	0	0	0	0	0	0	0.3
Totals		0	35	1-4	.250	0-1	.000	1-4	.250	2	7	9	1.0	2	2	5	2	0	3	0.3

SEASON / CAREER STATS

POINTS

SEASON: 2 VS. ALABAMA STATE (11/12/17)
CAREER: 18 VS. COPPIN STATE (11/15/15)

REBOUNDS

SEASON: 4 VS. ALABAMA STATE (11/12/17)
CAREER: 10, 2X, LAST VS. SETON HALL (11/17/16)

ASSISTS

SEASON: 1, 2X, LAST VS. SOUTHERN UTAH (12/19/17)
CAREER: 6 VS. OHIO STATE (1/28/17)

BLOCKS

SEASON: 1, 2X, LAST VS. SOUTHERN UTAH (12/19/17)
CAREER: 5 VS. RUTGERS (1/8/17)

STEALS

SEASON: ---
CAREER: 3 AT MARQUETTE (11/19/15)

MINUTES

SEASON: 8, 2X, LAST VS. ALABAMA ST (11/12/17)
CAREER: 28 VS. DRAKE (12/19/15)

FIELD GOALS MADE

SEASON: 1 VS. ALABAMA STATE (11/12/17)
CAREER: 7 VS. COPPIN STATE (11/15/15)

FIELD GOALS ATTEMPTED

SEASON: 2 VS. ALABAMA STATE (11/12/17)
CAREER: 10, 2X, LAST VS. UMKC (12/5/15)

3-POINT FIELD GOALS MADE

SEASON: ---
CAREER: 3 VS. COPPIN STATE (11/15/15)

3-POINT FIELD GOALS ATTEMPTED

SEASON: 2 VS. ALABAMA STATE (11/12/17)
CAREER: 5, 2X, LAST VS. COPPIN ST (11/15/15)

FREE THROWS MADE

SEASON: 1 VS. CHICAGO STATE (11/10/17)
CAREER: 6, 2X, LAST VS. KENN. ST. (11/11/16)

FREE THROWS ATTEMPTED

SEASON: 2, 2X, LAST VS. ALABAMA ST (11/12/17)
CAREER: 10, 2X, LAST VS. KENN. ST. (11/11/16)

- Played eight minutes and scored in each of Iowa's first two games of the season
- Seen limited minutes in nine games

PRODUCTION TRACKER

	Season	Career
Scored 10+ Points:	0	9
Scored 15+ Points:	0	2
Scored 20+ Points:	0	0
Had 5+ Assists:	0	1
Had 3+ Blocks:	0	2
Had 3+ Steals:	0	1
Made 3+ 3-Pointers:	0	1
Led Team in Scoring:	0	1
Led Team in Rebounding:	0	5
Led Team in Assists:	0	0
Led Team in Steals:	0	5
Led Team in Blocks:	0	8
Double-Double:	0	1



CAREER STATS

YEAR	G/GS	FG-A	PCT	3-PT	PCT	FT-A	PCT	RB	AVG	PF-FO	AS	TO	BK	ST	PTS	AVG
Fresh.	33/0	26-72	.361	5-27	.185	11-21	.524	61	1.8	25-0	14	23	7	8	68	2.1
Soph.	33/1	69-166	.416	27-60	.450	34-58	.586	119	3.6	40-0	27	25	12	16	199	6.0
Junior	32/7	34-97	.351	10-42	.238	35-52	.673	102	3.2	31-0	38	31	9	5	113	3.5
Senior	9/0	1-4	.250	0-1	.000	1-4	.250	9	1.0	2-0	2	5	2	0	3	0.3
TOTALS	107/8	130-339	.383	42-130	.323	81-135	.600	291	2.7	98-0	81	84	30	29	383	3.6

AHMAD WAGNER

Junior • Forward • 6-7 • 235
Yellow Springs, Ohio • Wayne HS



2017-18 GAME-BY-GAME STATS

				Total		3-Pointers		Free throws		Rebounds											
Opponent	Date	gs	min	fg-fga	pct	3fg-fga	pct	ft-fa	pct	off	def	tot	avg	pf	a	t/o	blk	stl	pts	avg	
CHICAGO STATE	11/10/17	*	19	0-2	.000	0-0	.000	2-4	.500	2	4	6	6.0	2	4	1	0	0	2	2.0	
ALABAMA STATE	11/12/17	*	12	2-3	.667	1-1	1.000	0-2	.000	4	3	7	6.5	1	1	1	0	1	5	3.5	
GRAMBLING STATE	11/16/17	*	12	0-0	.000	0-0	.000	1-2	.500	0	1	1	4.7	0	1	2	1	1	1	2.7	
vs Louisiana	11/20/17	*	11	0-1	.000	0-0	.000	0-0	.000	0	1	1	3.8	1	1	2	0	1	0	2.0	
vs South Dakota State	11/21/17	*	17	5-6	.833	1-1	1.000	0-0	.000	2	1	3	3.6	3	1	1	0	1	11	3.8	
at Virginia Tech	11/28/17	*	12	1-3	.333	0-0	.000	0-0	.000	1	1	2	3.3	1	0	1	0	0	2	3.5	
PENN STATE	12/02/17		10	1-2	.500	0-0	.000	0-0	.000	0	1	1	3.0	2	0	0	0	0	2	3.3	
at Indiana	12/04/17		20	2-8	.250	0-1	.000	0-0	.000	4	0	4	3.1	4	0	1	0	1	4	3.4	
at Iowa State	12/07/17		5	1-1	1.000	0-0	.000	0-0	.000	0	1	1	2.9	0	0	1	1	0	2	3.2	
SOUTHERN	12/10/17		11	0-0	.000	0-0	.000	1-2	.500	0	3	3	2.9	3	0	1	0	0	1	3.0	
vs Drake	12/16/17		7	0-1	.000	0-1	.000	0-0	.000	1	0	1	2.7	1	1	0	0	0	0	2.7	
SOUTHERN UTAH	12/19/17		1	0-0	.000	0-0	.000	0-0	.000	0	0	0	2.5	0	0	0	0	0	0	2.5	
NORTHERN ILLINOIS	12/29/17		11	0-1	.000	0-1	.000	0-0	.000	1	2	3	2.5	2	4	0	0	0	0	2.3	
MICHIGAN	01/02/18		8	0-0	.000	0-0	.000	0-0	.000	0	0	0	2.4	1	1	0	0	0	0	2.1	
OHIO STATE	01/04/18		9	0-0	.000	0-0	.000	0-1	.000	2	1	3	2.4	2	1	0	0	0	0	2.0	
Totals			6	165	12-28	.429	2-5	.400	4-11	.364	17	19	36	2.4	23	15	11	2	5	30	2.0

SEASON / CAREER STATS

POINTS

SEASON: 11 vs. SDSU (11/21/17)
CAREER: 12, 4X, LAST AT ILLINOIS (1/25/17)

REBOUNDS

SEASON: 7 vs. ALABAMA STATE (11/12/17)
CAREER: 9, 2X, LAST vs. SAVANNAH ST (11/13/16)

ASSISTS

SEASON: 4, 2X, LAST vs. N. ILLINOIS (12/29/17)
CAREER: 5 AT NORTHWESTERN (1/15/17)

BLOCKS

SEASON: 1, 2X, LAST AT IOWA STATE, 12/7/17
CAREER: 4 vs. KENNESAW STATE (11/11/16)

STEALS

SEASON: 1, 4X, LAST vs. SDSU (11/21/17)
CAREER: 3 vs. NORTHWESTERN (1/31/16)

MINUTES

SEASON: 20 AT INDIANA (12/4/17)
CAREER: 26 vs. NORTHERN IOWA (12/17/16)

FIELD GOALS MADE

SEASON: 5 vs. SDSU (11/21/17)
CAREER: 5, 3X, LAST vs. SDSU (11/21/17)

FIELD GOALS ATTEMPTED

SEASON: 8 AT INDIANA (12/4/17)
CAREER: 8, 2X, LAST AT INDIANA (12/4/17)

3-POINT FIELD GOALS MADE

SEASON: 1, 2X, LAST vs. SDSU (11/21/17)
CAREER: 1, 2X, LAST vs. SDSU (11/21/17)

3-POINT FIELD GOALS ATTEMPTED

SEASON: 1, 4X, LAST vs. DRAKE (12/16/17)
CAREER: 1, 7X, LAST vs. DRAKE (12/16/17)

FREE THROWS MADE

SEASON: 2 vs. CHICAGO STATE (11/10/17)
CAREER: 6 vs. MARYLAND (1/19/17)

FREE THROWS ATTEMPTED

SEASON: 4 vs. CHICAGO STATE (11/10/17)
CAREER: 8 vs. MARYLAND (1/19/17)

- Tied a career high with four assists in win over Northern Illinois
- Started the first five games of the season
- Missed two games due to injury: UAB (shoulder) and Colorado (ankle)
- Made his first career 3-pointer in the first half of win over Alabama State
- Netted a season-best 11 points, including making second career triple, versus SDSU at Cayman Islands Classic

PRODUCTION TRACKER

	Season	Career
Scored 10+ Points:	1	6
Scored 15+ Points:	0	0
Scored 20+ Points:	0	0
Had 5+ Assists:	0	1
Had 3+ Blocks:	0	1
Had 3+ Steals:	0	1
Made 3+ 3-Pointers:	0	0
Led Team in Scoring:	0	0
Led Team in Rebounding:	1	2
Led Team in Assists:	0	2
Led Team in Steals:	1	7
Led Team in Blocks:	1	6
Double-Double:	0	0



CAREER STATS

YEAR	G/GS	FG-A	PCT	3-PT	PCT	FT-A	PCT	RB	AVG	PF-FO	AS	TO	BK	ST	PTS	AVG
Fresh.	32/0	32-47	.681	0-1	.000	19-37	.514	84	2.6	49-2	6	11	13	9	83	2.6
Soph.	34/18	63-123	.512	0-2	.000	38-82	.463	116	3.4	71-0	46	30	14	27	164	4.8
Junior	15/6	12-28	.429	2-5	.400	4-11	.364	36	2.4	23-0	15	11	2	5	30	2.0
TOTALS	81/24	107-198	.540	2-8	.250	61-130	.469	236	2.9	143-2	67	52	29	41	277	3.4





GAME-BY-GAME RESULTS

Overall: 9-8 Big Ten: 0-4 Home: 6-3 Away: 0-3 Neutral: 3-2

Date	Opponent	Result	Attend.	Top Scorer	Top Rebounder
Nov. 10	Chicago State	W, 95-62	12,100	Luka Garza, 16	Wagner/Cook, 6
Nov. 12	Alabama State	W, 92-58	11,637	Cordell Pemsil, 15	Luka Garza, 13
Nov. 16	Grambling State	W, 85-74	10,540	Jack Nunge, 17	Luka Garza, 9
^ Nov. 20	vs. Louisiana	L, 71-80	1,200	Isaiah Moss, 24	Cordell Pemsil, 8
^ Nov. 21	vs. South Dakota State	L, 72-80	1,275	Isaiah Moss, 18	Luka Garza, 10
^ Nov. 22	vs. UAB	W, 95-85	1,020	Jordan Bohannon, 30	Luka Garza, 7
\$ Nov. 28	at Virginia Tech	L, 55-79	7,101	Tyler Cook, 16	Cordell Pemsil, 14
* Dec. 2	Penn State	L, 73-77	12,805	Tyler Cook, 23	Tyler Cook, 12
* Dec. 4	at Indiana	L, 64-77	17,222	Brady Ellingson, 16	Jack Nunge, 6
+ Dec. 7	at Iowa State	L, 78-84	14,384	Jordan Bohannon, 19	Nunge/Cook/Pemsil, 8
Dec. 10	Southern	W, 91-60	11,397	Luka Garza, 23	Luka Garza, 13
# Dec. 16	vs. Drake	W, 90-64	13,828	Tyler Cook, 23	Nicholas Baer, 14
Dec. 19	Southern Utah	W, 92-64	10,220	Luka Garza, 17	Nicholas Baer, 10
@ Dec. 22	vs. Colorado	W, 80-73	3,250	Moss/Dailey, 16	Cordell Pemsil, 8
Dec. 29	Northern Illinois	W, 98-75	14,665	Luka Garza, 25	Luka Garza, 7
* Jan. 2	Michigan	L, 68-75	11,363	Tyler Cook, 28	Tyler Cook, 8
* Jan. 4	Ohio State	L, 81-92	10,933	Tyler Cook, 21	Tyler Cook, 9

^ - Cayman Islands Classic -- George Town, Cayman Islands

\$ - Big Ten/ACC Challenge

+ - Iowa Corn Cy-Hawk Series

- The Hy-Vee Classic -- Des Moines, Iowa

@ - Played in Sioux Falls, South Dakota

* - Big Ten Conference Game

% - Big Ten Tournament -- New York City

Attendance Summary	Games	Totals	Average
Home	9	105,660	11,740
Away	3	38,707	12,902
Neutral	5	20,573	4,114
Totals	17	164,940	9,702



GAME-BY-GAME STATISTICS

Team	Score	FG-A	PCT	3-PT. FG	PCT	FT-A	PCT	REB	PF	AS	TO	BS	ST
at Iowa	95	31-52	.596	12-22	.545	21-35	.600	38	19	23	17	7	8
Chicago State	62	23-61	.377	6-26	.231	10-18	.556	33	33	10	20	2	9
at Iowa	92	32-68	.471	11-29	.379	17-33	.515	53	14	25	9	6	9
Alabama State	58	24-64	.375	4-14	.286	6-11	.545	38	22	10	17	6	5
at Iowa	85	25-46	.543	8-20	.400	27-36	.750	36	14	20	13	6	8
Grambling State	74	29-68	.426	10-24	.417	6-6	1.000	27	25	19	11	2	7
Iowa	71	22-60	.367	6-19	.316	21-26	.808	39	19	10	15	2	6
vs. Louisiana	80	30-61	.492	5-21	.238	15-22	.682	39	23	25	13	5	9
Iowa	72	28-55	.509	8-21	.381	8-15	.533	35	17	16	15	3	4
vs. South Dakota State	80	27-61	.443	10-20	.500	16-19	.842	32	15	10	11	1	9
Iowa	95	30-50	.600	8-13	.615	27-35	.771	29	18	18	11	4	3
vs. UAB	85	31-69	.449	7-25	.280	16-18	.889	35	22	15	9	1	7
Iowa	55	22-66	.333	5-20	.250	6-10	.600	44	20	11	14	5	5
at Virginia Tech	79	25-58	.431	7-23	.304	22-28	.786	40	13	15	10	4	6
at Iowa	73	28-55	.509	4-12	.333	13-21	.619	39	15	16	18	6	5
Penn State	77	28-64	.438	12-23	.522	9-11	.818	30	22	19	14	7	8
Iowa	64	25-65	.385	10-24	.417	4-9	.444	42	20	17	18	6	6
at Indiana	77	27-66	.409	8-21	.381	15-23	.652	47	16	14	10	6	11
Iowa	78	33-74	.446	11-36	.306	1-8	.125	53	19	23	18	3	2
at Iowa State	84	30-65	.462	9-27	.333	15-20	.750	31	13	16	8	1	9
at Iowa	91	28-63	.444	13-32	.406	22-28	.786	46	15	22	7	8	6
Southern	60	21-70	.300	3-21	.143	15-20	.750	45	22	4	11	2	4
Iowa	90	37-67	.552	6-18	.333	10-15	.667	41	14	23	14	2	10
vs. Drake	64	24-55	.436	9-26	.346	7-9	.778	24	17	14	19	2	6
at Iowa	92	35-67	.522	6-22	.273	16-21	.762	48	11	25	12	6	7
Southern Utah	64	24-61	.393	8-26	.308	8-14	.571	29	22	17	12	0	6
Iowa	80	26-53	.491	3-15	.200	25-36	.694	43	15	13	19	5	4
vs. Colorado	73	29-68	.426	6-23	.261	9-17	.529	31	25	10	11	2	12
at Iowa	98	36-62	.581	12-26	.462	14-21	.667	35	8	34	8	8	7
Northern Illinois	75	30-69	.435	8-22	.364	7-10	.700	35	17	13	12	1	8
at Iowa	68	25-52	.481	6-15	.400	12-17	.706	31	14	16	13	4	4
Michigan	75	28-57	.491	11-25	.440	8-10	.800	30	15	18	10	0	8
at Iowa	81	29-68	.426	7-17	.412	16-23	.696	40	20	17	11	5	1
Ohio State	92	35-66	.530	7-20	.350	15-23	.652	38	22	16	9	5	6



SEASON & CAREER BESTS/THE LAST TIME...

Season Bests

Player	Points	3-Pointers	Rebounds	Assists	Blocks	Steals
Nicholas Baer	11, Drake	2, Iowa State	14, Drake	5, Drake	3, Indiana	5, Drake
Jordan Bohannon	30, UAB	6, UAB	6, Colorado	10, Ohio State	---	2, Grambling St
Tyler Cook	29, UAB	1, Indiana	12, Penn State	5, Iowa State	2, four times	1, seven times
Maishe Dailey	16, Colorado	3, Southern	6, Iowa State	4, twice	---	2, Alabama State
Brady Ellingson	16, Indiana	3, three times	4, Iowa State	5, Iowa State	1, twice	2, Iowa State
Luka Garza	25, NIU	3, NIU	13, twice	2, four times	5, NIU	2, Grambling St
Ryan Kriener	6, Southern	1, twice	4, four times	4, Alabama State	2, Chicago State	3, Drake
Connor McCaffery	5, Southern	1, Southern	3, Southern	4, Southern	---	1, twice
Isaiah Moss	24, Louisiana	4, twice	4, twice	5, NIU	1, three times	2, three times
Jack Nunge	17, Grambling St	3, Grambling St	8, Iowa State	4, twice	4, Southern	4, Chicago State
Cordell Pemsil	15, Alabama State	---	14, Virginia Tech	6, Virginia Tech	2, Colorado	1, four times
Charlie Rose	2, twice	---	1, three times	1, twice	---	---
Riley Till	2, Southern Utah	---	1, Chicago State	---	---	1, twice
Dom Uhl	2, Alabama State	---	4, Alabama State	1, twice	1, twice	---
Ahmad Wagner	11, SDSU	1, twice	7, Alabama State	4, twice	1, twice	1, five times

Career Bests

Player	Points	3-Pointers	Rebounds	Assists	Blocks	Steals
Nicholas Baer	20, Penn State, '17	4, three times	14, Drake, '17	6, Savannah St, '16	6, twice	5, Drake, '17
Jordan Bohannon	30, UAB, '17	8, Maryland, '17	6, Colorado, '17	13, TCU, '17	1, Nebraska '17	4, twice
Tyler Cook	29, UAB, '17	1, three times	12, Penn State, '17	5, Iowa State, '17	2, four times	3, Rutgers, '17
Maishe Dailey	16, Colorado, '17	3, Southern, '17	7, Delaware St, '16	4, twice	1, Savannah St, '16	2, twice
Brady Ellingson	23, Savannah St, '16	5, Ohio State, '17	4, twice	5, three times	1, twice	2, twice
Luka Garza	25, NIU, '17	3, NIU, '17	13, twice	2, four times	5, NIU, '17	3, Drake, '17
Ryan Kriener	14, twice	1, three times	7, Ohio State	4, Alabama St, '17	3, twice	2, three times
Connor McCaffery	5, Southern, '17	1, Southern, '17	3, Southern, '17	4, Southern, '17	---	1, twice
Isaiah Moss	24, Louisiana, '17	5, Stetson, '16	6, Stetson, '16	5, twice	2, three times	5, Indiana, '17
Jack Nunge	17, Grambling St, '17	3, Grambling St, '17	8, Iowa State, '17	4, twice	4, Southern, '17	4, Chicago St, '17
Cordell Pemsil	21, Stetson, '16	---	14, Virginia Tech, '17	6, Virginia Tech, '17	3, Rutgers, '17	4, South Dakota, '17
Charlie Rose	3, NDSU, '14	1, NDSU, '14	1, four times	1, four times	---	---
Riley Till	---	---	1, Chicago St, '17	---	---	1, twice
Dom Uhl	18, Coppin St, '15	3, Coppin St, '15	10, twice	6, Ohio State, '17	5, Rutgers, '17	3, Marquette, '15
Ahmad Wagner	12, four times	1, twice	9, twice	5, Northwestern, '17	4, KSU, '16	3, Northwestern, '16

The Last Time a Player . . .

Had 30 or more points

Iowa -- 30, Jordan Bohannon vs. UAB, 11/22/17
Opponent -- 34, Glynn Watson Jr., Nebraska, 1/5/17

Made at least 90% of his FGA (10 att.)

Iowa -- .900 (9-10), Aaron White vs. Md.-Eastern Shore, 11/14/13
Opponent -- .900 (9-10), E.J. Singler, Oregon, 3/18/12

Made 100% of his FTA (10 att.)

Iowa -- 1.000 (10-10), Isaiah Moss vs. Louisiana, 11/20/17
Opponent -- 1.000 (12-12), Bonzie Colson, Notre Dame, 11/29/16

Had 15 or more rebounds

Iowa -- 18, Adam Woodbury vs. Wisconsin, 2/24/16
Opponent -- 17, Bonzie Colson, Notre Dame 11/29/16

Had 10 or more assists

Iowa -- 10, Jordan Bohannon vs. Ohio State, 1/4/18
Opponent -- 10, Nick Weiler-Babb, Iowa State, 12/7/17

Had 5 or more blocks

Iowa -- 5, Luka Garza vs. Northern Illinois, 12/29/17
Opponent -- 5, Alex Olah, Northwestern, 2/15/15

Had 5 or more steals

Iowa -- 5, Nicholas Baer vs. Drake, 12/16/17
Opponent -- 5, Tevin King, South Dakota State, 11/21/17

The Last Time a Team . . .

Scored 100 or more points

Iowa -- 116 vs. Savannah State, 11/13/16
Opponent -- 101 by Minneosta, 2/8/17

Scored 40 or fewer points

Iowa -- 40 at Wisconsin, 3/3/10
Opponent -- 39 by UNC Wilmington, 11/8/13

Won an overtime game

Iowa -- 96-90 (OT) vs. Indiana, 2/21/17
Opponent -- 95-92 (OT) by TCU, 3/19/17

Made at least 60% of its FGA (20 att.)

Iowa -- .600 (30-50) vs. UAB, 11/22/17
Opponent -- .603 (35-58) by Indiana, 3/9/17

Made at least 50% of its 3-pt. FGA (8 att.)

Iowa -- .615 (18-13) vs. UAB, 11/22/17
Opponent -- .500 (12-23) by Penn State, 12/1/17

Made at least 90% of its FTA (10 att.)

Iowa -- 1.000 (13-13) at Purdue, 12/28/16
Opponents -- .939 (15-16) by Illinois, 2/25/15





SEASON HIGHS & LOWS/SPECIALITY STATS

CATEGORY

Points	High	98	Northern Illinois	92	Ohio State
	Low	55	Virginia Tech	58	Alabama State
FG Made	High	37	Drake	35	Ohio State
	Low	22	Louisiana/Virginia Tech	21	Southern
FG Att.	High	74	Iowa State	70	Southern
	Low	46	Grambling State	55	Drake
FG%	High	.600	UAB	.530	Ohio State
	Low	.333	Virginia Tech	.300	Southern
3FG Made	High	13	Southern	12	Penn State
	Low	3	Colorado	3	Southern
3FG Att.	High	36	Iowa State	27	Iowa State
	Low	12	Penn State	14	Alabama State
3FG%	High	.615	UAB	.522	Penn State
	Low	.200	Colorado	.143	Southern
FTM	High	27	Grambling State/UAB	22	Virginia Tech
	Low	1	Iowa State	6	Alabama State/Grambling State
FTA	High	36	Grambling State/Colorado	28	Virginia Tech
	Low	8	Iowa State	6	Grambling State
FT% (min. 10)	High	.808	Louisiana	.889	UAB
	Low	.515	Alabama State	.529	Colorado
Off. Reb.	High	22	Alabama State	16	Indiana/Southern
	Low	4	UAB	3	Southern Utah
Def. Reb.	High	38	Southern Utah	31	Virginia Tech/Indiana
	Low	24	Michigan	14	Grambling State
Total Reb.	High	53	Alabama State/Iowa State	47	Indiana
	Low	29	UAB	23	Alabama State
Assists	High	34	Northern Illinois	25	Louisiana
	Low	10	Louisiana	4	Southern
Steals	High	10	Drake	12	Colorado
	Low	1	Ohio State	4	Southern
Blocks	High	8	Southern/Northern Illinois	7	Penn State
	Low	2	Louisiana/Drake	0	Southern Utah/Michigan
Turnovers	High	19	Colorado	20	Chicago State
	Low	7	Southern	8	Iowa State
Fouls	High	20	Virginia Tech/Indiana/Ohio State	33	Chicago State
	Low	8	Northern Illinois	13	Virginia Tech/Iowa State

GAME-BY-GAME SPECIALTY STATS

Date	Opponent	Pts. Off	Pts. In	2nd	Bench
		TO's	Paint	Chance	Points
11/10	Chicago State	15	30	17	39
11/12	Alabama State	33	38	27	49
11/16	Grambling State	12	30	13	29
11/20	vs. Louisiana	14	26	13	20
11/21	vs. South Dakota St	15	28	6	21
11/22	vs. UAB	13	36	5	10
11/28	at Virginia Tech	3	30	13	19
12/2	Penn State	14	42	13	19
12/4	at Indiana	10	26	12	28
12/7	at Iowa State	9	38	16	30
12/10	Southern	14	24	17	52
12/16	vs. Drake	25	52	19	27
12/19	Southern Utah	15	52	13	43
12/22	vs. Colorado	15	34	15	33
12/29	Northern Illinois	21	42	2	53
1/2	Michigan	9	30	2	17
1/4	Ohio State	8	26	24	13
AVG.		14.4	34.4	13.4	29.5

IOWA AND OPPONENT INDIVIDUAL HIGH PERFORMANCES

CATEGORY

Points	30	Jordan Bohannon vs. UAB	27	Keita Bates-Diop (Ohio State)
Field Goals Made	10 (10-13)	Tyler Cook vs. Drake	10	Keita Bates-Diop (Ohio State)
Field Goals Attempted	17 (6-17)	Isaiah Moss vs. Louisiana	18	2x, last by Lindell Wigginton (Iowa State)
Field Goal Percentage (min. 5 made)	1.000 (8-8)	Luka Garza vs. Northern Illinois	1.000 (6-6)	Bryce Washington (Louisiana)
3-Point Field Goals Made	6 (6-8)	Jordan Bohannon vs. UAB	4	4x, last by Lindell Wigginton (Iowa State)
3-Point Field Goals Attempted	10 (5-10)	Jordan Bohannon at Iowa State	10 (4-10)	Anthony Gaston (Grambling State)
3-Point Field Goals Pct. (min. 4 made)	.750 (6-8)	Jordan Bohannon vs. UAB	.400 (4-10)	Anthony Gaston (Grambling State)
Free Throws Made	13 (13-16)	Tyler Cook vs. UAB	7 (7-8)	Chris Cokely (UAB)
Free Throws Attempted	16 (13-16)	Tyler Cook vs. UAB	8	2x, last by McKinley Wright (Colorado)
Free Throw Pct. (min. 7 made)	1.000 (10-10)	Isaiah Moss vs. Louisiana	.875 (7-8)	Chris Cokely (UAB)
Offensive Rebounds	7	2x, last by Tyler Cook vs. Penn State	5	Axel Mpoyo (Grambling State)
Defensive Rebounds	9	Nicholas Baer vs. Drake	12	Keita Bates-Diop (Ohio State)
Total Rebounds	14	Pemsl at Virginia Tech/Baer vs. Drake	13	Keita Bates-Diop (Ohio State)
Assists	10	Jordan Bohannon vs. Ohio State	11	Marcus Stroman (Louisiana)
Steals	5	Nicholas Baer vs. Drake	5	Tevin King (SDSU)
Blocks	5	Luka Garza vs. Northern Illinois	4	3x, last by De'Ron Davis (Indiana)
Turnovers	6	Tyler Cook vs. Drake	7	Graham Woodward (Drake)





2017-18 IOWA RECORD WHEN...

When playing at home:	6-3	When leading at the half:	9-1	When wearing White:	7-3
When playing on the road:	0-3	When trailing at the half:	0-6	When wearing Black:	2-5
When playing on a neutral court:	3-2	When tied at the half:	0-1	When wearing Gold:	0-0

When Iowa scores 100 points or more:	0-0	Iowa field goal percentage at home:	269-533	.505
When Iowa scores 90-99 points:	7-0	Iowa field goal percentage on road:	223-490	.455
When Iowa scores 80-89 points:	2-1	Iowa 3-point percentage at home:	79-195	.405
When Iowa scores 70-79 points:	0-4	Iowa 3-point percentage on road:	57-166	.343
When Iowa scores under 70 points:	0-3	Iowa free throw percentage at home:	158-235	.672
		Iowa free throw percentage on road:	102-154	.662

When opponent scores 100 points or more:	0-0
When opponent scores 90-99 points:	0-1
When opponent scores 80-89 points:	1-3
When opponent scores 70-79 points:	3-4
When opponent scores 60-69 points:	4-0
When opponent scores fewer than 60 points:	1-0

When Iowa shoots at least 50% from the field:	6-2
When Iowa shoots less than 50% from the field:	3-6
When opponent shoots at least 50% from the field:	0-1
When opponent shoots less than 50% from the field:	9-7
When Iowa has higher FG% than opponent:	9-2
When opponent has higher FG%:	0-6
When FG% is equal:	0-0

When Iowa outrebounds opponent:	7-6
When opponent has more rebounds:	1-1
When rebounds are equal:	1-1
When Iowa shoots at least 80% from the line:	0-1
When Iowa shoots less than 80% from the line:	9-7
When opponent shoots at least 80% from the line:	2-4
When opponent shoots less than 80% from the line:	7-5
When Iowa shoots more free throws than opponent:	9-4
When opponent shoots more free throws:	0-4
When free throws attempts are equal:	0-1
When Iowa has higher FT% than opponent:	5-2
When opponent has higher FT%:	5-7
When FT% is equal:	0-0

When Iowa shoots at least 50% from 3-point range:	2-0
When Iowa shoots less than 50% from 3-point range:	7-8
When opponent shoots at least 50% from 3-point range:	0-2
When opponent shoots less than 50% from 3-point range:	9-6
When Iowa has a higher 3-point FG% than opponent:	6-2
When opponent has a higher 3-point FG%:	3-6
When 3-point FG% is equal:	0-0

When Iowa has more assists than opponent:	9-4
When opponent has more assists:	0-4
When assists are equal:	0-0

When Iowa has fewer turnovers than opponent:	5-0
When opponent has fewer turnovers:	3-8
When turnovers are equal:	1-0
When Iowa has more steals than opponent:	4-0
When opponent has more steals:	5-8
When steals are equal:	0-0

On Sunday:	2-0
On Monday:	0-2
On Tuesday:	1-3
On Wednesday:	1-0
On Thursday:	1-2
On Friday:	3-0
On Saturday:	1-1

On BTN:	4-2
On CBS:	0-0
On ESPN:	0-0
On ESPN2:	0-3
On ESPNU:	0-1
On BTN Plus:	4-0
On FS1:	0-0
On CBS SN:	0-0
On NBC SN:	0-0
truTV:	0-0

Most Points, First Half: 56 vs. Northern Illinois
 Fewest Points, First Half: 17 vs. Louisiana
 Most Points Allowed, First Half: 48 by Michigan
 Fewest Points Allowed, First Half: 22 vs. Alabama State
 Most Points, Second Half: 54 vs. Louisiana
 Fewest Points, Second Half: 17 at Virginia Tech
 Most Points Allowed, Second Half: 48 by UAB/Iowa State
 Fewest Points Allowed, Second Half: 27 by Michigan
 Largest Halftime Advantage: 25 vs. Chicago St/Alabama St
 Largest Halftime Deficit: 20 vs. Louisiana



UNDER McCAFFERY... IOWA RECORD WHEN...

When playing at home:	101-33	When leading at the half:	125-31	When wearing White:	95-37
When playing on the road:	28-49	When trailing at the half:	17-75	When wearing Black:	35-65
When playing on a neutral court:	17-25	When tied at the half:	3-2	When wearing Gold:	15-6
When Iowa scores 100 points or more:	6-0	Iowa field goal percentage at home:	3615-7772	.465	
When Iowa scores 90-99 points:	24-4	Iowa field goal percentage on road:	3007-7055	.426	
When Iowa scores 80-89 points:	45-10	Iowa 3-point percentage at home:	883-2439	.362	
When Iowa scores 70-79 points:	46-30	Iowa 3-point percentage on road:	734-2181	.336	
When Iowa scores under 70 points:	25-65	Iowa free throw percentage at home:	2341-3286	.712	
		Iowa free throw percentage on road:	1651-2323	.711	
When opponent scores 100 points or more:	0-4	On Sunday:	27-19		
When opponent scores 90-99 points:	2-15	On Monday:	10-4		
When opponent scores 80-89 points:	3-25	On Tuesday:	21-17		
When opponent scores 70-79 points:	37-40	On Wednesday:	15-17		
When opponent scores 60-69 points:	47-23	On Thursday:	19-25		
When opponent scores fewer than 60 points:	57-2	On Friday:	17-10		
		On Saturday:	35-16		
When Iowa shoots at least 50% from the field:	44-10	On BTN:	58-53		
When Iowa shoots less than 50% from the field:	102-99	On CBS:	1-2		
When opponent shoots at least 50% from the field:	3-42	On ESPN:	10-13		
When opponent shoots less than 50% from the field:	143-67	On ESPN2:	12-16		
When Iowa has higher FG% than opponent:	129-19	On ESPNU:	14-9		
When opponent has higher FG%:	16-87	On FS1:	1-0		
When FG% is equal:	2-2	On Mediacom:	12-0		
		On CBS SN:	1-3		
When Iowa outrebounds opponent:	110-44	On NBC SN:	2-1		
When opponent has more rebounds:	33-60	truTV:	1-0		
When rebounds are equal:	3-5				
When Iowa shoots at least 80% from the line:	35-20	Most Points, First Half: 59 vs. Savannah State, '16			
When Iowa shoots less than 80% from the line:	111-87	Fewest Points, First Half: 14 vs. Indiana, '13			
When opponent shoots at least 80% from the line:	29-23	Most Points Allowed, First Half: 55 vs. Michigan State, '12			
When opponent shoots less than 80% from the line:	118-85	Fewest Points Allowed, First Half: 12 vs. UNC Wilmington, '13			
When Iowa shoots more free throws than opponent:	120-48	Most Points, Second Half: 58 vs. SIU-Edwardsville, '10			
When opponent shoots more free throws:	20-57	Fewest Points, Second Half: 15 vs. Northern Iowa, '14			
When free throws attempts are equal:	6-4	Most Points Allowed, Second Half: 61 at Oregon, '12			
When Iowa has higher FT% than opponent:	94-47	Fewest Points Allowed, Second Half: 16 vs. UNI, '10			
When opponent has higher FT%:	49-59	Largest Halftime Advantage: 37 vs. Arkansas-Pine Bluff, '13			
When FT% is equal:	3-3	Largest Halftime Deficit: 25 vs. Villanova, '16			
When Iowa shoots at least 50% from 3-point range:	20-7				
When Iowa shoots less than 50% from 3-point range:	125-103				
When opponent shoots at least 50% from 3-point range:	2-19				
When opponent shoots less than 50% from 3-point range:	145-90				
When Iowa has a higher 3-point FG% than opponent:	105-36				
When opponent has a higher 3-point FG%:	36-75				
When 3-point FG% is equal:	0-1				
When Iowa has more assists than opponent:	112-28				
When opponent has more assists:	29-70				
When assists are equal:	5-10				
When Iowa has fewer turnovers than opponent:	98-38				
When opponent has fewer turnovers:	40-60				
When turnovers are equal:	9-10				
When Iowa has more steals than opponent:	89-37				
When opponent has more steals:	43-62				
When steals are equal:	14-9				



IOWA SUPERLATIVES UNDER McCAFFERY

TEAM

Most Points Scored

1. 116 -- Savannah State (11/13/16)
2. 111 -- SIU Edwardsville (11/26/10)
3. 109 -- Md. Eastern Shore (11/14/13)
4. 105 -- Central Arkansas (12/19/11)
5. 103 -- Coppin State (11/15/15)
- 103 -- Abilene Christian (11/17/13)

Fewest Points Allowed

1. 36 -- Howard (11/15/12)
2. 39 -- UNC Wilmington (11/8/13)
- 39 -- Northern Iowa (12/7/10)
4. 40 -- Louisiana Monroe (11/16/10)
5. 41 -- Abilene Christian (11/17/13)

Field Goals Made

1. 42 -- Savannah State (11/13/16)
- 42 -- Central Arkansas (12/19/11)
3. 40 -- Coppin State (11/15/15)
4. 38 -- Abilene Christian (11/17/13)
5. **37 -- Drake (12/16/17)**
- 37 -- SIU Edwardsville (11/26/10)
- 37 -- Oregon (3/18/12)

Field Goals Attempted

1. 87 -- Savannah State (11/13/16)
2. 77 -- Nebraska (1/5/17)
- 79 -- Oregon (3/18/12)
4. 76 -- Central Arkansas (12/19/11)
- 76 -- South Dakota (12/4/12)

Field Goal Percentage (20 Made)

1. .643 -- Maryland (2/8/15)
2. .630 -- Indiana (1/29/12)
3. .627 -- Michigan (2/5/15)
4. .623 -- Abilene Christian (11/17/13)
5. .617 -- Arkansas-Pine Bluff (12/22/13)

3-Point Field Goals Made

1. 18 -- Savannah State (11/13/16) *
2. 16 -- Maryland (2/25/17)
- 16 -- TCU (3/19/17)
4. 14 -- Omaha (12/3/16)
5. **13 -- Southern (12/10/17)**
- 13 -- Northern Illinois (11/17/11)

3-Point Field Goals Attempted

1. 43 -- Savannah State (11/13/16) *
2. **36 -- Iowa State (12/7/17)**
3. 35 -- Notre Dame (11/29/16)
4. 34 -- Omaha (12/3/16)
5. **32 -- Southern (12/10/17)**

3-Point FG Percentage (10 Made)

1. .619 (13-21) Northern Illinois (11/17/11)
2. .615 (16-26) Maryland (2/25/17)
3. .611 (11-18) Rutgers (1/31/17)
4. .588 (10-17) Arkansas-Pine Bluff (12/22/13)
- .588 (10-17) Michigan (2/1/14)

Free Throws Made

1. 39 -- Indiana (2/21/17)
2. 38 -- Omaha (11/10/13)
3. 32 -- Md. Eastern Shore (11/14/13)
4. 31 -- Penn State (2/15/14)
- 31 -- Wichita State (11/21/12)
- 31 -- Penn State (1/31/13)
- 31 -- Nebraska (1/5/15)

Free Throws Attempted

1. 49 -- Omaha (11/10/13)
2. 47 -- Indiana (2/21/17)
3. 43 -- UM Eastern Shore (11/14/13)
- 43 -- Michigan State (1/28/14)
5. 40 -- Penn (11/22/13)
- 40 -- Penn State (2/15/14)

Free Throw Percentage (10 Made)

1. 1.000 (15-15) Virginia (3/27/13)
2. 1.000 (13-13) Purdue (12/28/16)
3. .929 (26-28) North Florida (12/22/14)
4. .926 (25-27) Penn State (2/28/15)
5. .923 (12-13) Iowa State (12/12/14)
6. .917 (11-12) Michigan St (3/15/13)

Most Rebounds

1. 57 -- Md. Eastern Shore (11/14/13)
2. 56 -- UNC Wilmington (11/8/13)
- 56 -- Brown (12/3/11)
- 56 -- SC State (12/19/12)
5. 54 -- Fairleigh Dickinson (12/9/13)
- 54 -- Coppin State (12/22/12)

Most Assists

1. **34 -- Northern Illinois (12/29/17)**
2. 33 -- Savannah State (11/13/16)
3. 32 -- Central Arkansas (12/19/11)
4. 31 -- Coppin State (11/15/15)
5. 26 -- Northern Illinois (11/17/11)
- 26 -- TCU (3/19/17)
7. **25 -- Southern Utah (12/19/17)**
- 25 -- Alabama State (11/12/17)**
- 25 -- Abilene Christian (11/17/13)

Most Steals

1. 19 -- SIU Edwardsville (11/26/10)
2. 16 -- UMBC (12/6/14)
3. 15 -- Rutgers (1/31/17)
4. 14 -- Maryland (1/19/17)
- 14 -- Marquette (11/19/15)
- 14 -- Penn (11/22/13)
- 14 -- Idaho St (12/4/10)
- 14 -- Chicago St (11/11/11)
9. 13 -- Rutgers (2/19/15)
- 13 -- IPFW (11/26/11)
- 13 -- UT-Pan American (11/9/12)

Most Blocked Shots

1. 14 -- Drake (12/19/15) *
2. 13 -- Illinois (3/5/13)
3. 12 -- UNC Wilmington (11/8/13)
- 12 -- Northern Illinois (11/26/14)
5. 11 -- Michigan State (12/29/15)
6. 10 -- Penn State (2/15/14)
- 10 -- UT-Pan American (11/9/12)

Fewest Turnovers

1. 3 -- Temple (3/18/16)
- 3 -- Drake (12/19/15)
- 4 -- Michigan (1/17/16)
- 4 -- Northwestern (2/15/15)
5. 5 -- Stetson (12/5/16)
- 5 -- Davidson (3/20/15)
- 5 -- Abilene Christian (11/17/13)
- 5 -- Drake (12/7/13)
- 5 -- UTEP (11/29/13)
- 5 -- Purdue (3/2/14)
- 5 -- Boise St (12/22/11)

* -- denotes school record

INDIVIDUAL

Most Points:

1. 42 -- Peter Jok vs. Memphis (11/26/16)
2. 35 -- Peter Jok vs. Indiana (2/21/17)
3. 34 -- Peter Jok vs. Nebraska (1/5/17)
4. 33 -- Peter Jok vs. Omaha (12/3/16)
- 33 -- Matt Gatens vs. Wisconsin (2/23/12)
6. 32 -- Jarrod Uthoff vs. Iowa State (12/10/15)
7. 31 -- Devyn Marble vs. Oregon (3/18/12)

Field Goals Made

1. 12 -- Jarrod Uthoff vs. Iowa State (12/10/15)
- 12 -- Matt Gatens vs. Wisconsin (2/23/12)
- 12 -- Peter Jok vs. Nebraska (1/5/17)
4. 11 -- Jarrod Uthoff vs. Michigan (3/5/16)
- 11 -- Aaron White vs. Davidson (3/20/15)
- 11 -- Aaron White vs. Iowa State (12/13/13)
- 11 -- Peter Jok vs. Memphis (11/26/16)
- 11 -- Peter Jok vs. Seton Hall (11/17/16)
- 11 -- Peter Jok vs. Kennesaw St. (11/11/16)
- 11 -- Peter Jok vs. Purdue (1/12/17)

Field Goals Attempted

1. 24 -- Devyn Marble vs. Wisconsin (1/5/14)
- 24 -- Peter Jok vs. Nebraska (1/5/17)
3. 23 -- Devyn Marble vs. Xavier (11/28/13)
- 23 -- Devyn Marble vs. Villanova (11/30/13)
5. 21 -- Jarrod Uthoff vs. Temple (3/18/16)
- 21 -- Matt Gatens vs. Minnesota (1/16/11)
- 21 -- Peter Jok vs. Seton Hall (11/17/16)
- 21 -- Peter Jok vs. Omaha (12/3/16)

3-Point FG Made

1. 8 -- Peter Jok vs. Memphis (11/26/16)
- 8 -- Jordan Bohannon vs. Maryland (2/25/17)
3. 7 -- Jordan Bohannon vs. Notre Dame (11/29/16)
- 7 -- Jordan Bohannon vs. TCU (3/19/17)
- 7 -- Devyn Marble vs. Oregon (3/18/12)
- 7 -- Matt Gatens vs. Wisconsin (2/23/12)
- 7 -- Matt Gatens vs. Indiana (2/19/12)

3-Point Field Goals Attempted

1. 15 -- Jordan Bohannon at Notre Dame (12/3/16)
2. 12 -- Jordan Bohannon vs. Omaha (12/3/16)
3. 11 -- Jordan Bohannon vs. Indiana (3/9/17)
- 11 -- Peter Jok at Notre Dame (11/29/16)
- 11 -- Peter Jok vs. Memphis (11/26/16)
- 11 -- Peter Jok vs. Nebraska (1/5/17)
- 11 -- Peter Jok vs. Penn State (2/17/16)
- 11 -- Jarrod Uthoff vs. N'western (2/15/15)
- 11 -- Josh Oglesby at Wisconsin (2/6/13)

Free Throws Made

1. 22 -- Peter Jok vs. Indiana (2/21/17) *
- 14 -- Roy Devyn Marble vs. UNI (12/15/12)
- 14 -- Aaron White vs. Texas (11/20/14)
4. **13 -- Tyler Cook vs. UAB (11/22/17)**
- 13 -- Aaron White vs. Wisconsin (1/19/13)
6. 12 -- Peter Jok vs. Omaha (12/3/16)
- 12 -- Peter Jok vs. Memphis (11/26/16)
- 12 -- Devyn Marble vs. Indiana (12/31/12)
- 12 -- Aaron White vs. Nebraska (1/5/15)
- 12 -- Gabriel Olaseni vs. Nebraska (1/5/15)

Most Rebounds:

1. 18 -- Adam Woodbury vs. Wisconsin (2/24/16)
2. 17 -- Aaron White vs. Iowa State (12/13/13)
3. 16 -- Gabriel Olaseni at Purdue (1/24/15)
4. 15 -- Jarrod Uthoff vs. Minnesota (2/14/16)
- 15 -- Adam Woodbury vs. Indiana (2/11/16)
- 15 -- Adam Woodbury vs. Penn State (2/3/16)
- 15 -- Aaron White vs. Omaha (11/10/13)
- 15 -- Jarryd Cole vs. UNI (12/7/10)

Most Assists

1. 13 -- Jordan Bohannon vs. TCU (3/19/17)
2. 12 -- Mike Gesell vs. Minnesota (2/14/16)
- 12 -- Mike Gesell vs. Coppin State (11/15/15)
4. 11 -- Jordan Bohannon vs. South Dakota (3/15/17)
- 11 -- Mike Gesell vs. Michigan (3/5/16)
- 11 -- Devyn Marble vs. Wisconsin (2/22/14)
- 11 -- Bryce Cartwright vs. Dayton (3/13/12)
8. **10 -- Jordan Bohannon vs. Ohio State (1/4/18)**
- 10 -- Jordan Bohannon vs. Indiana (3/9/17)
- 10 -- Mike Gesell vs. Nebraska (1/5/16)
- 10 -- Mike Gesell vs. Tenn. Tech (12/22/15)
- 10 -- Bryce Cartwright at Oregon (3/18/12)
- 10 -- Bryce Cartwright vs. Mich St (2/2/11)

Most Steals

1. 7 -- Eric May vs. SIUE (11/26/10)
2. 6 -- Roy Devyn Marble vs. Penn (11/22/13)
- 6 -- Eric May at Wake Forest (11/30/10)
4. **5 -- Nicholas Baer vs. Drake (12/16/17)**
- 5 -- Isaiah Moss vs. Indiana (3/9/17)
- 5 -- Jarryd Cole at Mich St (3/2/11)
- 5 -- Matt Gatens vs. Idaho St (12/4/10)
- 5 -- Aaron White vs. North Florida (12/22/14)
- 5 -- Mike Gesell at Penn State (2/28/15)

Most Blocks

1. 7 -- Melsahn Basabe vs. Iowa St (12/10/10)
- 7 -- Gabriel Olaseni vs. Illinois (3/5/13)
3. 6 -- Nicholas Baer at Nebraska (1/5/17)
- 6 -- Jarrod Uthoff vs. Minnesota (2/14/16)
- 6 -- Jarrod Uthoff vs. Michigan State (12/29/15)
- 6 -- Nicholas Baer vs. Drake (12/19/15)
- 6 -- Melsahn Basabe vs. Ohio St (1/4/11)



Game 1 - Iowa 95, Chicago State 62

Official Basketball Box Score -- Game Totals -- Final Statistics Chicago State vs Iowa

11/10/17 8:05 p.m. at Carver-Hawkeye Arena - Iowa City, IA

Chicago State 62 • 0-1

#	Player		Total		3-Ptr		Rebounds				PF	TP	A	TO	Blk	Stl	Min
			FG	FGA	FG	FGA	FT	FTA	Off	Def							
10	Harris, Anthony	f	3-4	1-2	0-1		1	2	3	4	7	1	3	0	1	24	
23	Szpir, Patrick	c	2-6	0-1	2-2		3	3	6	4	6	1	4	0	0	19	
00	Burns, Glen	g	0-1	0-1	2-2		1	0	1	4	2	2	2	0	1	19	
14	Sims, Jr., Fred	g	6-16	2-8	1-2		0	2	2	2	15	0	0	0	0	29	
35	Shaw, Rob	g	5-11	0-3	0-0		0	1	1	2	10	6	3	0	4	30	
02	Pruitt, Jelani		1-4	0-0	2-2		2	1	3	2	4	0	1	0	0	11	
03	Simmons, Deionte		1-2	0-0	2-3		1	1	2	4	4	0	0	0	0	5	
11	Townsen, Jr., Nathan		1-1	1-1	0-2		0	0	0	1	3	0	0	0	0	3	
15	Henton, Simeon		0-1	0-0	1-2		0	0	0	0	1	0	0	0	1	6	
21	Bowles, Cameron		1-4	0-1	0-2		2	1	3	3	2	0	2	1	1	12	
30	Bell, Travon		0-5	0-4	0-0		0	3	3	1	0	0	0	0	0	11	
32	Byrd, Montana		0-1	0-1	0-0		0	0	0	1	0	0	1	0	0	5	
37	Joyce, John		2-4	2-4	0-0		1	0	1	2	6	0	1	0	1	14	
42	Stephens-Holmes, Jale		1-1	0-0	0-0		1	2	3	3	2	0	2	1	0	12	
Team							3	2	5								
Totals				23-61	6-26		10-18	15	18	33	33	62	10	20	2	9	200
FG % 1st Half: 11-37			29.7%	2nd half: 12-24			50.0%	Game: 23-61			37.7%	Deadball					
3FG % 1st Half: 0-14			0.0%	2nd half: 6-12			50.0%	Game: 6-26			23.1%	Rebounds					
FT % 1st Half: 5-7			71.4%	2nd half: 5-11			45.5%	Game: 10-18			55.6%	3					

Iowa 95 • 1-0

#	Player		Total		3-Ptr		Rebounds			PF	TP	A	TO	Blk	Stl	Min
			FG-FGA	FG-FGA	FT-FTA	Off	Def	Total								
00	Wagner, Ahmad	f	0-2	0-0	2-4	2	4	6	2	2	4	1	0	0	19	
05	Cook, Tyler	r	4-4	0-0	4-7	2	4	6	1	12	3	0	0	1	21	
55	Garza, Luka	c	6-6	0-0	4-8	1	4	5	1	16	1	1	3	0	18	
03	Bohannon, Jordan	g	4-10	4-7	0-0	0	1	1	1	12	6	0	0	0	21	
04	Moss, Isaiah	g	5-7	4-6	0-0	0	1	1	2	14	1	1	0	1	13	
01	Dailey, Maishe	g	3-5	1-2	3-3	1	1	2	1	10	1	3	0	0	18	
02	Nunge, Jack	g	2-4	0-1	6-7	1	3	4	1	10	0	2	1	4	19	
11	Rose, Charlie	g	0-0	0-0	0-0	0	0	0	1	0	0	0	0	0	3	
15	Kriener, Ryan	g	2-3	0-0	0-1	0	1	1	3	4	2	3	2	0	14	
20	Till, Riley	g	0-0	0-0	0-0	0	1	1	0	0	0	1	0	1	5	
24	Ellingson, Brady	g	3-5	3-5	0-0	0	1	1	0	9	4	1	0	0	28	
25	Uhl, Dom	g	0-1	0-1	1-2	0	3	3	2	1	0	2	1	0	8	
35	Pemsl, Cordell	g	2-5	0-0	1-3	1	4	5	4	5	1	2	0	0	13	
Team						2	0	2								
Totals				31-52	12-22	21-35	10	28	38	19	95	23	17	7	8	200
FG % 1st Half: 19-31			61.3%	2nd half: 12-21		57.1%	Game: 31-52		59.6%	Deadball						
3FG % 1st Half: 7-14			50.0%	2nd half: 5-8		62.5%	Game: 12-22		54.5%	Rebounds						
FT % 1st Half: 7-14			50.0%	2nd half: 14-21		66.7%	Game: 21-35		60.0%	7						

Officials: Glenn Mayborg, Lewis Garrison, Brooks Wells
Technical fouls: Chicago State-None. Iowa-None.
Attendance: 12100

Score by periods	1st	2nd	Total
Chicago State	27	35	62
Iowa	52	43	95

Points	In	Off	2nd	Fast	Bench
CSU	30	14	8	14	22
IOWA	30	15	17	5	39

Last FG - CSU 2nd-00:14, IOWA 2nd-00:24.
Largest lead - CSU by 2 1st-19:39, IOWA by 40 2nd-09:36.
CSU led for 00:45. IOWA led for 38:54. Game was tied for 00:21.

Score tied - 0 times.
Lead changed - 1 time.

Game 3 - Iowa 85, Grambling State 74

Official Basketball Box Score -- Game Totals -- Final Statistics Grambling State vs Iowa

11/16/17 7:00 p.m. at Carver-Hawkeye Arena - Iowa City, IA

Grambling State 74 • 0-2

#	Player		Total		3-Ptr		Rebounds				PF	TP	A	To	Blk	Stl	Min.
			FG-FGA	FG-FGA	FT-FTA	Off	Def	Tot									
11	Mpoyo, Axel	f	8-18	1-1	4-4	5	1	6	1	21	2	1	1	2		35	
32	Jackson, DeVante	f	0-2	0-1	0-0	0	1	1	3	0	1	0	0	0		15	
01	Smith, Jr., Ivy	g	3-7	1-1	0-0	1	1	2	4	7	8	1	0	0		30	
04	Gaston, Anthony	g	6-14	4-10	0-0	2	1	3	4	16	4	1	0	1		37	
05	Thomas, Shirmane	g	2-6	1-3	0-0	1	4	5	3	5	2	3	0	1		25	
02	Ribeiro, Nigel	g	5-9	2-3	0-0	0	0	0	2	12	2	0	0	0		16	
03	Wright, Kareem		0-1	0-1	0-0	0	0	0	0	0	0	0	0	0		2	
10	Wilks, Drake		0-2	0-2	0-0	0	0	0	1	0	0	1	0	0		6	
12	Jackson, Bobby		0-2	0-0	0-0	2	4	6	3	0	0	1	1	1		14	
23	Wol, Diing Diing		0-0	0-0	0-0	0	0	0	0	0	0	1	0	1		4	
24	Jones, Dontae		5-7	1-2	2-2	0	2	2	4	13	0	2	0	0		16	
Team						2	0	2									
Totals			29-68	10-24	6-6	13	14	27	25	74	19	11	2	7		200	
FG % 1st Half: 14-32			43.8%	2nd half: 15-36		41.7%	Game: 29-68		42.6%	Deadball							
3FG % 1st Half: 5-10			50.0%	2nd half: 5-14		35.7%	Game: 10-24		41.7%	Rebounds							
FT % 1st Half: 2-2			100.0	2nd half: 4-4		100.0	Game: 6-6		100.0	0							

Iowa 85 • 3-0

#	Player		Total			3-Ptr		Rebounds			PF	TP	A	TO	Blk	Stl	Min
			FG-FGA	FG-FGA	FT-FTA	Off	Def	Off	Def								
00	Wagner, Ahmad	f	0-0	0-0	1-2	0	1	1	0	1	1	2	1	1	12		
05	Cook, Tyler	r	4-6	0-0	7-8	4	3	7	4	15	1	3	1	1	29		
55	Garza, Luka	c	6-9	0-1	1-4	2	7	9	3	13	2	2	3	2	28		
03	Bohannon, Jordan	g	1-7	1-4	9-10	1	1	2	2	12	7	1	0	2	28		
04	Moss, Isaiah	g	4-9	3-6	4-4	0	2	2	3	15	1	0	0	2	30		
01	Dailey, Maishe		1-2	1-2	0-0	0	0	0	0	3	1	0	0	0	7		
02	Nunge, Jack		6-8	3-5	2-4	1	6	7	0	17	2	0	1	0	27		
15	Kriener, Ryan		2-2	0-0	0-0	1	0	1	1	4	1	1	0	0	11		
24	Ellingson, Brady		1-3	0-2	0-0	0	2	2	0	2	3	1	0	0	15		
35	Pemsl, Cordell		0-0	0-0	3-4	1	1	2	1	3	1	3	0	0	13		
Team							0	3	3								
Totals				25-46	8-20	27-36	10	26	36	14	85	20	13	6	8	200	
FG % 1st Half: 12-22			54.5%	2nd half: 13-24			54.2%	Game: 25-46			54.3%	Deadball					
3FG % 1st Half: 6-14			42.9%	2nd half: 2-6			33.3%	Game: 8-20			40.0%	Rebounds					
FT % 1st Half: 13-18			72.2%	2nd half: 14-18			77.8%	Game: 27-36			75.0%	6					

Officials: Keith Kimble, Edwin Young, John Floyd
Technical fouls: Grambling State-None. Iowa-None.
Attendance: 10540

Score by periods	1st	2nd	Total
Grambling State	35	39	74
Iowa	43	42	85

Points	In	Off	2nd	Fast	Bench
GRAMMB	30	12	13	6	25
IOWA	30	12	13	2	29

Last FG - GRAMMBB 2nd-00:31, IOWA 2nd-02:49.
Largest lead - GRAMMBB by 3 2nd-10:58, IOWA by 13 2nd-02:49.
GRAMMB led for 01:14. IOWA led for 32:41. Game was tied for 06:05.

Score tied - 7 times.
Lead changed - 4 times.

Game 2 - Iowa 92, Alabama State 58

Official Basketball Box Score -- Game Totals -- Final Statistics Alabama State vs Iowa

11/12/17 3:00 p.m. at Carver-Hawkeye Arena - Iowa City, IA

Alabama State 58 • 0-2

#	Player		Total FG-FGA	3-Ptr FG-FGA	FT-FTA	Off	Def	Tot	PF	TP	A	TO	Blk	Stl	Min
14	Jones, Ed	f	2-8	0-1	1-1	1	1	2	5	5	0	0	1	0	23
24	Johnsen, Brandon	f	6-8	0-0	1-4	0	7	7	3	13	0	1	4	2	34
03	Davis, Gene	g	3-6	2-2	0-1	1	1	2	1	8	2	4	0	0	21
05	Ewuoso, Tobi	g	6-14	0-0	1-2	4	6	10	4	13	4	1	0	2	32
12	Gee, Reginald	g	5-12	2-4	3-3	3	5	8	0	15	0	1	0	0	26
02	Johnson, Michah		1-1	0-0	0-0	0	1	1	1	2	2	3	0	0	7
10	Ross, Jacoby		0-3	0-3	0-0	0	0	0	0	0	1	1	0	0	12
11	Rogers, Austin		0-2	0-1	0-0	0	0	0	2	0	0	1	0	0	12
13	Deneus, Fredens		0-0	0-0	0-0	0	0	0	0	0	0	0	0	0	2
15	Pichardo, Fausto		0-1	0-0	0-0	0	0	0	4	0	0	1	0	0	5
21	Wright, Marice		1-4	0-1	0-0	4	2	6	1	2	1	0	1	1	15
30	LeFlore, Terrance		0-4	0-2	0-0	1	0	1	1	0	0	2	0	0	7
52	Rogers, Steve		0-1	0-0	0-0	0	0	0	0	0	0	1	0	0	4
	Team					1	0	1			1				
	Totals		24-64	4-14	6-11	15	23	38	22	58	10	17	6	5	200
	FG % 1st Half:	10-34	29.4%	2nd half:	14-30	46.7%	Game:	24-64	37.5%						Deadball
3FG	% 1st Half:	1-8	12.5%	2nd half:	3-6	50.0%	Game:	4-14	28.6%						Rebounds
FT	% 1st Half:	1-4	25.0%	2nd half:	5-7	71.4%	Game:	6-11	54.5%						0

Game 5 - South Dakota State 80, Iowa 72

Official Basketball Box Score -- Game Totals -- Final Statistics

Iowa vs South Dakota State
11/21/17 Noon at Cayman Island Classic

Iowa 72 • 3-2

#	Player	Total		3-Ptr		Rebounds			PF	TP	A	TO	Blk	Stl	Min
		FG-FGA	FG-FGA	FT-FTA	FT-FTA	Off	Def	Tot							
00	Wagner, Ahmad	f	5-6	1-1	0-0	2	1	3	3	11	1	1	0	1	17
05	Cook, Tyler	f	4-10	0-0	3-4	1	5	6	5	11	1	1	2	0	28
55	Garza, Luka	f	2-7	0-2	0-3	2	8	10	1	4	1	0	1	0	28
03	Bohannon, Jordan	g	2-5	2-5	1-2	1	1	2	3	7	1	0	0	0	32
04	Moss, Isaiah	g	8-16	2-7	0-0	0	2	2	1	18	3	4	0	2	32
01	Dailey, Maishe	g	0-2	0-2	0-0	0	0	0	0	0	0	0	0	0	5
02	Nunge, Jack	g	5-5	2-2	2-4	1	1	2	2	14	1	2	0	1	25
15	Kriener, Ryan	g	2-2	1-1	0-0	0	1	1	1	5	0	3	0	0	10
20	Till, Riley	g	0-0	0-0	0-0	0	0	0	0	0	0	0	0	0	0+
24	Ellingson, Brady	g	0-1	0-1	0-0	0	1	1	0	0	0	2	0	0	9
25	Uhl, Dom	g	0-0	0-0	0-0	0	0	0	0	0	0	0	0	0	2
35	Pemsl, Cordell	g	0-1	0-0	2-2	0	3	3	1	2	2	1	0	0	12
Team						2	3	5							
Totals			28-55	8-21	8-15	9	26	35	17	72	16	15	3	4	200
FG % 1st Half: 14-33		42.4%	2nd half: 14-22		63.6%	Game: 28-55		50.9%	Deadball						
3FG % 1st Half: 3-11		27.3%	2nd half: 5-10		50.0%	Game: 8-21		38.1%	Rebounds						
FT % 1st Half: 2-2		100.0	2nd half: 6-13		46.2%	Game: 8-15		53.3%							

South Dakota State 80 • 4-2

#	Player	Total		3-Ptr		Rebounds			PF	TP	A	TO	Blk	Stl	Min
		FG-FGA	FG-FGA	FT-FTA	FT-FTA	Off	Def	Tot							
23	Reed Tellinghuisen	f	4-12	2-4	5-5	0	3	3	3	15	2	0	0	0	36
24	Mike Daum	f	4-11	1-3	1-2	1	2	3	2	10	4	4	0	1	31
45	Ian Theisen	f	2-2	1-1	0-0	2	7	9	4	5	0	0	0	2	20
02	Tevin King	g	7-13	1-3	1-2	2	5	7	0	16	3	0	0	5	33
03	Chris Howell	g	0-4	0-0	0-0	0	0	0	0	1	1	0	0	0	11
00	Brandon Key	g	1-2	0-0	0-0	0	2	2	1	2	0	2	0	1	7
01	Skyler Flatten	g	0-1	0-0	0-0	0	0	0	0	0	0	0	0	0	6
05	David Jenkins Jr.	g	7-12	3-7	6-7	1	2	3	2	23	0	1	0	0	28
25	Lane Sevyrin	g	2-4	2-2	3-3	2	1	3	3	9	0	1	1	0	28
Team						2	0	2							
Totals			27-61	10-20	16-19	10	22	32	15	80	10	11	1	9	200
FG % 1st Half: 12-30		40.0%	2nd half: 15-31		48.4%	Game: 27-61		44.3%	Deadball						
3FG % 1st Half: 4-9		44.4%	2nd half: 6-11		54.5%	Game: 10-20		50.0%	Rebounds						
FT % 1st Half: 8-8		100.0	2nd half: 8-11		72.7%	Game: 16-19		84.2%							

Officials: Ron Groover, Steve Olsen, Rob Kuenen
Technical fouls: Iowa-None. South Dakota State-None.
Attendance: 1275

Score by periods	1st	2nd	Total	Points	In	Off	2nd	Fast	Bench
Iowa	33	39	72	28	15	6	7	21	
South Dakota State	36	44	80	25	11	7	34		

Last FG - Iowa 2nd-00:13, SDSU 2nd-02:08.
Largest lead - Iowa by 6 1st-18:16, SDSU by 9 2nd-00:42.
Iowa led for 09:22. SDSU led for 26:25. Game was tied for 04:13.

Score tied - 10 times.
Lead changed - 9 times.

Game 7 - Virginia Tech 79, Iowa 55

Official Basketball Box Score -- Game Totals -- Final Statistics

Iowa vs Virginia Tech
11/28/17 9:00 PM at Cassell Coliseum, Blacksburg, Va.

Iowa 55 • 4-3

#	Player	Total		3-Ptr		Rebounds			PF	TP	A	TO	Blk	Stl	Min
		FG-FGA	FG-FGA	FT-FTA	FT-FTA	Off	Def	Tot							
00	Wagner, Ahmad	*	1-3	0-0	0-0	1	1	2	1	2	0	1	0	0	12
03	Bohannon, Jordan	*	4-12	4-8	0-0	0	2	2	1	12	3	2	0	0	36
04	Moss, Isaiah	*	1-6	0-2	0-0	0	2	2	2	2	1	4	0	0	22
05	Cook, Tyler	*	6-10	0-0	4-6	1	8	9	3	16	1	2	2	0	29
55	Garza, Luka	*	2-6	0-0	0-2	2	2	4	2	4	0	0	1	0	14
01	Dailey, Maishe	g	2-5	0-2	0-0	0	0	0	1	4	0	2	0	0	12
02	Nunge, Jack	g	2-4	0-1	0-0	2	4	6	1	4	0	1	0	1	20
15	Kriener, Ryan	g	0-1	0-0	0-0	0	0	0	3	0	0	0	0	2	5
24	Ellingson, Brady	g	0-2	0-2	0-0	0	0	0	2	0	0	0	1	1	7
35	Pemsl, Cordell	g	2-8	0-0	2-2	7	7	14	1	6	6	0	1	0	21
51	Baer, Nicholas	g	2-9	1-5	0-0	1	3	4	2	5	0	2	0	1	22
Team						1	0	1							
Totals			22-66	7-20	6-10	15	29	44	20	55	11	14	5	5	200
FG % 1st Half: 15-29		51.7%	2nd half: 7-17		18.9%	Game: 22-66		33.3%	Deadball						
3FG % 1st Half: 4-8		50.0%	2nd half: 1-12		8.3%	Game: 5-20		25.0%	Rebounds						
FT % 1st Half: 4-4		100.0	2nd half: 2-6		33.3%	Game: 6-10		60.0%							

Virginia Tech 79 • 6-1

#	Player	Total		3-Ptr		Rebounds			PF	TP	A	TO	Blk	Stl	Min
		FG-FGA	FG-FGA	FT-FTA	FT-FTA	Off	Def	Tot							
04	N. Alexander-Walker	*	1-4	1-2	2-2	0	4	4	2	5	1	2	2	0	22
05	Justin Robinson	*	2-8	0-1	0-0	2	5	7	2	4	6	3	0	2	30
10	Justin Bibbs	*	4-13	2-7	4-4	0	3	3	1	14	2	0	0	0	28
13	Ahmed Hill	*	6-13	3-9	3-5	1	6	7	2	18	2	1	0	1	30
24	Kerry Blackshear Jr.	*	2-3	0-1	3-4	3	7	10	3	7	0	1	1	0	17
01	Tyrie Jackson	g	0-0	0-0	0-0	0	2	2	0	0	1	0	0	0	5
06	Wabissa Bede	g	0-0	0-0	0-0	0	1	1	0	0	0	0	0	0	2
11	Devin Wilson	g	1-1	0-0	1-2	0	0	0	1	3	1	1	0	1	18
14	P.J. Horne	g	6-7	0-0	4-6	2	0	2	2	16	0	0	0	0	21
15	Chris Clarke	g	3-8	1-3	5-5	1	2	3	0	12	2	1	1	2	25
21	Nick Fullard	g	0-0	0-0	0-0	0	0	0	0	0	0	0	0	0	1
22	Justin Ammerman	g	0-1	0-0	0-0	0	0	0	0	0	0	0	0	0	1
Team						0	1	1							
Totals			25-58	7-23	22-28	9	31	40	13	79	15	10	4	6	200
FG % 1st Half: 11-27		40.7%	2nd half: 14-31		45.2%	Game: 25-58		43.1%	Deadball						
3FG % 1st Half: 5-12		41.7%	2nd half: 2-11		18.2%	Game: 7-23		30.4%	Rebounds						
FT % 1st Half: 11-15		73.3%	2nd half: 11-13		84.6%	Game: 22-28		78.6%							

Officials: Roger Ayers, Lee Cassell, Pat Driscoll
Technical fouls: Iowa-TEAM. Virginia Tech-None.
Attendance: 7101
Big Ten/ACC Challenge

Score by periods	1st	2nd	Total	Points	In	Off	2nd	Fast	Bench
Iowa	38	17	55	30	3	13	0	19	
Virginia Tech	38	41	79	36	12	13	12	31	

Last FG - Iowa 2nd-02:35, VT 2nd-02:08.
Largest lead - Iowa by 5 1st-15:52, VT by 27 2nd-04:35.
Iowa led for 11:34. VT led for 24:40. Game was tied for 03:46.

Score tied - 6 times.
Lead changed - 7 times.

Game 6 - Iowa 95, UAB 85

Official Basketball Box Score -- Game Totals -- Final Statistics

Iowa vs UAB
11/22/17 Noon at Cayman Island Classic

Iowa 95 • 4-2

#	Player	Total		3-Ptr		Rebounds			PF	TP	A	TO	Blk	Stl	Min
		FG-FGA	FG-FGA	FT-FTA	FT-FTA	Off	Def	Tot							
02	Nunge, Jack	f	0-3	0-1	0-0	1	2	3	2	0	3	0	0	0	14
05	Cook, Tyler	f	8-11	0-0	13-16	1	5	6	4	29	1	3	0	0	35
55	Garza, Luka	f	6-8	0-0	2-3	2	5	7	4	14	1	1	3	0	29
03	Bohannon, Jordan	g	9-12	6-8	6-6	0	1	1	1	30	4	2	0	1	35
04	Moss, Isaiah	g	5-11	1-2	1-2	0	2	2	2	12	4	1	0	1	32
01	Dailey, Maishe	g	1-2	1-1	4-4	0	2	2	1	7	1	0	0	0	20

Game 9 - Indiana 77, Iowa 64

Official Basketball Box Score -- Game Totals -- Final Statistics

Iowa vs Indiana

12/04/17 8:00 p.m. at Simon Skjodt Assembly Hall

Iowa 64 • 4-5, 0-2

#	Player	Total		3-Ptr		Rebounds			PF	TP	A	TO	Blk	Stl	Min
		FG-FGA	FG-FGA	FT-FTA	FT-FTA	Off	Def	Tot							
02	Nunge, Jack	f	4-8	2-4	2-2	1	5	6	3	12	1	0	1	1	26
05	Cook, Tyler	f	4-8	1-1	0-0	4	1	5	3	9	0	3	0	1	14
55	Garza, Luka	f	3-4	0-0	0-2	1	2	3	2	6	1	1	0	0	15
03	Bohannon, Jordan	g	2-8	2-6	1-2	0	4	4	1	7	4	5	0	0	29
04	Moss, Isaiah	g	1-5	0-1	0-0	0	4	4	0	2	1	2	0	0	17
00	Wagner, Ahmad	g	2-8	0-1	0-0	4	0	4	4	4	0	1	0	1	20
01	Dailey, Maishe	g	1-7	1-4	0-0	0	5	5	0	3	4	0	0	0	21
24	Ellingson, Brady	g	6-9	3-4	1-2	0	1	1	1	16	4	0	1	1	24
25	Uhl, Dom	g	0-1	0-0	0-0	0	0	0	0	0	0	1	0	0	2
35	Pemsl, Cordell	g	1-4	0-0	0-1	0	2	2	2	2	1	2	1	1	18
51	Baer, Nicholas	g	1-3	1-3	0-0	0	3	3	4	3	1	3	3	1	14
Team						4	1	5							
Totals			25-65	10-24	4-9	14	28	42	20	64	17	18	6	6	200

FG % 1st Half: 9-31 29.0% 2nd half: 16-34 47.1% Game: 25-65 38.5%
 3FG % 1st Half: 6-14 42.9% 2nd half: 4-10 40.0% Game: 10-24 41.7%
 FT % 1st Half: 2-5 40.0% 2nd half: 2-4 50.0% Game: 4-9 44.4%

Indiana 77 • 5-4, 1-1

#	Player	Total		3-Ptr		Rebounds			PF	TP	A	TO	Blk	Stl	Min
		FG-FGA	FG-FGA	FT-FTA	FT-FTA	Off	Def	Tot							
13	Morgan, Juwan	f	6-9	0-1	3-4	4	6	10	3	15	0	1	1	2	29
20	Davis, DeRon	f	5-11	0-0	3-9	4	2	6	0	13	1	2	4	2	18
01	Aljami Durham	g	3-7	1-3	0-0	1	1	2	3	7	0	1	0	1	22
02	Newkirk, Josh	g	2-5	1-1	1-2	2	5	7	0	6	1	1	0	2	28
04	Johnson, Robert	g	2-9	1-6	4-4	0	7	7	1	9	3	2	0	1	32
03	Smith, Justin	g	0-4	0-0	0-0	1	1	2	0	0	1	1	1	0	7
10	Jager, Johnny	g	0-0	0-0	0-0	0	0	0	0	0	0	0	0	0	1
11	Green, Devonte	g	4-8	2-4	2-2	1	1	2	2	12	4	2	0	1	25
15	McRoberts, Zach	g	1-2	0-0	0-0	1	1	2	2	2	1	0	0	1	12
21	McSwain Jr., Freddie	g	0-1	0-0	0-0	0	2	2	2	0	1	0	0	0	4
22	Moore, Clifton	g	0-1	0-0	0-0	0	0	0	1	0	0	0	0	0	2
30	Hartman, Collin	g	4-9	3-6	2-2	0	5	5	2	13	2	0	0	1	20
35	Priller, Tim	g	0-0	0-0	0-0	0	0	0	0	0	0	0	0	0	0+
Team						2	0	2							
Totals			27-66	8-21	15-23	16	31	47	16	77	14	10	6	11	200

FG % 1st Half: 14-33 42.4% 2nd half: 13-33 39.4% Game: 27-66 40.9%
 3FG % 1st Half: 5-13 38.5% 2nd half: 3-8 37.5% Game: 8-21 38.1%
 FT % 1st Half: 8-11 72.7% 2nd half: 7-12 58.3% Game: 15-23 65.2%

Officials: Bo Boroski, Gene Statero, Keith Kimble

Technical fouls: Iowa-None. Indiana-None.

Attendance: 17222

Score by periods	1st	2nd	Total
Iowa	26	38	64
Indiana	41	36	77

	Points	In	Off	2nd	Fast	Bench
Iowa	26	10	12	7	28	27
Indiana	36	22	12	15	27	

Last FG - IOWA 2nd-00:19, IND 2nd-03:06.
 Largest lead - IOWA by 3 1st-19:41, IND by 22 2nd-03:06.
 IOWA led for 04:06. IND led for 34:52. Game was tied for 01:02.

Score tied - 3 times.
 Lead changed - 9 times.

Game 11 - Iowa 91, Southern 60

Official Basketball Box Score -- Game Totals -- Final Statistics

Southern vs Iowa

12/10/17 4 p.m. at Carver-Hawkeye Arena - Iowa City, IA

Southern 60 • 2-8, 0-0

#	Player	Total		3-Ptr		Rebounds			PF	TP	A	TO	Blk	Stl	Min
		FG-FGA	FG-FGA	FT-FTA	FT-FTA	Off	Def	Tot							
02	Emanuel Sheperd	f	0-4	0-0	2-2	3	3	6	2	2	1	1	1	0	22
12	Jared Sam	f	3-10	0-0	5-6	2	8	10	2	11	1	1	0	1	36
03	Eddie Reese	g	3-9	1-5	1-2	1	4	5	0	8	1	3	0	1	26
04	Chris Thomas	g	4-10	1-3	1-2	2	1	3	3	10	0	1	0	1	26
10	Jamar Sandifer	g	1-6	0-2	0-0	1	4	5	4	2	0	0	0	0	15
00	Richard Lee	g	1-5	0-3	0-0	0	2	2	2	2	0	0	0	0	8
01	LaQuentin Collins	g	0-3	0-1	2-2	0	1	1	0	2	0	1	0	0	14
14	Aaron Ray	g	4-7	1-2	3-4	0	0	0	4	12	0	0	0	1	21
22	Shaquille Benson	g	3-7	0-0	1-2	5	1	6	1	7	0	0	1	0	15
28	DeRias Johnson	g	2-8	0-5	0-0	1	1	2	1	4	1	1	0	0	10
44	Mubashar Ali	g	0-1	0-0	0-0	0	1	1	3	0	1	1	0	0	7
Team						1	3	4							
Totals			21-70	3-21	15-20	16	29	45	22	60	4	11	2	4	200

FG % 1st Half: 10-33 30.3% 2nd half: 11-37 29.7% Game: 21-70 30.0%
 3FG % 1st Half: 1-8 12.5% 2nd half: 2-13 15.4% Game: 3-21 14.3%
 FT % 1st Half: 10-14 71.4% 2nd half: 5-6 83.3% Game: 15-20 75.0%

Iowa 91 • 5-6, 0-2

#	Player	Total		3-Ptr		Rebounds			PF	TP	A	TO	Blk	Stl	Min
		FG-FGA	FG-FGA	FT-FTA	FT-FTA	Off	Def	Tot							
02	Nunge, Jack	f	2-5	1-2	6-6	0	2	2	1	11	2	1	4	0	20
05	Cook, Tyler	f	3-5	0-0	2-2	0	4	4	4	8	0	1	2	0	17
51	Baer, Nicholas	f	1-3	1-2	1-3	1	2	3	2	4	2	1	0	1	12
03	Bohannon, Jordan	g	1-6	0-3	2-2	0	3	3	1	4	5	0	0	1	25
04	Moss, Isaiah	g	4-10	4-9	0-0	1	1	2	0	12	2	0	0	1	21
00	Wagner, Ahmad	g	0-0	0-0	1-2	0	3	3	3	1	0	1	0	0	11
01	Dailey, Maishe	g	3-9	3-6	0-0	2	2	4	0	9	2	0	0	0	21
11	Rose, Charlie	g	0-1	0-1	0-0	0	1	1	0	0	0	0	0	0	2
15	Kriener, Ryan	g	3-6	0-1	0-0	0	3	3	0	6	2	1	1	2	12
20	Till, Riley	g	0-2	0-2	0-0	0	0	0	1	0	0	0	0	0	4
24	Ellingson, Brady	g	2-4	0-0	0-0	0	1	1	0	8	1	0	0	0	15
25	Uhl, Dom	g	0-0	0-0	0-0	0	1	1	0	0	0	0	0	0	4
30	McCaffery, Connor	g	1-1	1-1	2-3	0	3	3	0	5	4	1	0	1	17
55	Garza, Luka	g	7-10	1-1	8-10	6	7	13	3	23	2	1	1	0	19
Team						0	3	3							
Totals			28-63	13-32	22-28	10	36	46	15	91	22	7	8	6	200

FG % 1st Half: 12-29 41.4% 2nd half: 16-34 47.1% Game: 28-63 44.4%
 3FG % 1st Half: 7-15 46.7% 2nd half: 6-17 35.3% Game: 13-32 40.6%
 FT % 1st Half: 10-13 76.9% 2nd half: 12-15 80.0% Game: 22-28 78.6%

Officials: Mike Eades, Kelly Pfeifer, John Gaffney

Technical fouls: Southern-None. Iowa-Cook, Tyler.

Attendance: 11397

Score by periods	1st	2nd	Total
Southern	31	29	60
Iowa	41	50	91

	Points	In	Off	2nd	Fast	Bench
Iowa	24	11	13	6	27	52
Southern	34	14	17	12	52	

Last FG - SOUTHERN 2nd-00:46, IOWA 2nd-02:51.
 Largest lead - SOUTHERN by 6 1st-08:28, IOWA by 35 2nd-01:46.
 SOUTHERN led for 05:38. IOWA led for 31:41. Game was tied for 02:41.

Score tied - 4 times.
 Lead changed - 3 times.

Game 10 - Iowa State 84, Iowa 78

Official Basketball Box Score -- Game Totals -- Final Statistics

Iowa vs Iowa State

12/07/17 7:01 p.m. at Hilton Coliseum - Ames, Iowa

Iowa 78 • 4-6

#	Player		Total		3-Ptr		Rebounds			PF	TP	A	TO	Blk	Stl	Min
			FG	FGA	FT	FTA	Off	Def	Tot							
02	Nunge, Jack	*	7-14	1-5	1-3	4	4	8	4	16	4	0	1	0	23	
03	Bohannon, Jordan	*	7-13	5-10	0-0	0	1	1	3	19	2	4	0	0	31	
04	Moss, Isaiah	*	2-8	0-4	0-0	0	2	2	0	4	1	1	1	0	17	
05	Cook, Tyler	*	1-5	0-2	0-2	4	4	8	2	2	5	3	0	0	25	
24	Ellingson, Brady	*	3-11	1-6	0-1	0	4	4	1	7	5	2	0	2	30	
00	Wagner, Ahmad		1-1	0-0	0-0	0	1	1	0	2	0	1	1	0	5	
01	Dailey, Maishe		2-4	2-3	0-0	0	6	6	1	6	0	1	0	0	18	
15	Kriener, Ryan		1-4	0-1	0-0	2	1	3	1	2	0	0	0	0	6	
35	Pemsl, Cordell		5-6	0-0	0-0	4	4	8	1	10	3	1	0	0	17	
51	Baer, Nicholas		3-7	2-5	0-0	5	2	7	4	8	2	2	0	0	21	
55	Garza, Luka		1-1	0-0	0-2	1	3	4	2	2	1	2	0	0	7	
	Team					0	1	1			1					
Totals			33-74	11-36	1-8	20	33	53	19	78	23	18	3	2	200	

Game 13 - Iowa 92, Southern Utah 64

Official Basketball Box Score -- Game Totals -- Final Statistics
Southern Utah vs Iowa
12/19/17 8:05 p.m. at Carver-Hawkeye Arena - Iowa City, IA

Southern Utah 64 • 6-5, 0-0

#	Player	Total		3-Ptr		Rebounds			PF	TP	A	TO	Blk	Stl	Min
		FG-FGA	FG-FGA	FT-FTA	FT-FTA	Off	Def	Tot							
10	Calloway, Jacob	f	3-6	2-4	0-2	1	1	2	2	8	2	3	0	2	18
34	Musoko, Christian	f	2-2	0-0	0-0	0	1	1	4	4	0	1	0	0	15
04	Marin, Dre	f	3-8	0-3	0-0	0	6	6	1	6	3	3	0	1	34
12	Cohee, Jaden	g	5-14	1-4	1-2	1	5	6	0	12	5	2	0	0	34
14	McGee, James	g	2-7	2-7	0-0	0	1	1	3	6	4	1	0	0	31
02	Better, Brandon	g	3-11	2-6	4-4	0	0	0	4	12	1	0	0	0	17
05	Lyons, Jordan	g	0-0	0-0	0-0	0	0	0	0	0	1	0	0	0	9
15	Aytes, Jamal	g	4-9	0-0	0-0	0	3	3	3	8	0	1	0	0	15
22	Madunic, Ivan	g	1-2	1-2	2-4	0	5	5	4	5	1	1	0	3	16
23	Johnson, Matthew	g	0-0	0-0	0-0	0	0	0	1	0	0	0	0	0	2
44	Swallow, Joel	g	1-2	0-0	1-2	1	1	2	0	3	0	0	0	0	9
Team						0	3	3							
Totals			24-61	8-26	8-14	3	26	29	22	64	17	12	0	6	200
FG % 1st Half: 12-33		36.4%	2nd half: 12-28		42.9%	Game: 24-61		39.3%	Deadball						
3FG % 1st Half: 5-16		31.3%	2nd half: 3-10		30.0%	Game: 8-26		30.8%	Rebounds						
FT % 1st Half: 2-6		33.3%	2nd half: 6-8		75.0%	Game: 8-14		57.1%	2						

Iowa 92 • 7-6, 0-2

#	Player	Total		3-Ptr		Rebounds			PF	TP	A	TO	Blk	Stl	Min
		FG-FGA	FG-FGA	FT-FTA	FT-FTA	Off	Def	Tot							
02	Nunge, Jack	f	4-5	0-1	1-2	0	4	4	0	9	4	1	1	0	21
05	Cook, Tyler	f	7-12	0-0	2-4	1	6	7	2	16	1	0	1	0	22
51	Baer, Nicholas	f	2-4	0-2	1-1	3	7	10	1	5	2	2	1	2	21
03	Bohannon, Jordan	g	1-7	1-4	0-0	1	4	5	2	3	7	2	0	0	29
04	Moss, Isaiah	g	6-14	3-8	1-1	1	2	3	2	16	1	1	0	2	24
00	Wagner, Ahmad	g	0-0	0-0	0-0	0	0	0	0	0	0	0	0	0	1
01	Dailey, Maishe	g	3-6	2-4	0-0	0	3	3	0	8	2	1	0	1	18
11	Rose, Charlie	g	0-1	0-1	0-0	0	1	1	0	0	1	1	0	0	2
15	Kriener, Ryan	g	2-3	0-0	1-2	1	3	4	0	5	3	1	0	1	10
20	Till, Riley	g	1-1	0-0	0-0	0	0	0	1	2	0	0	0	0	3
24	Ellingson, Brady	g	1-1	0-0	1-1	0	0	0	0	3	0	0	0	0	3
25	Uhl, Dom	g	0-0	0-0	0-0	0	1	1	0	0	1	0	1	0	3
30	McCaffery, Connor	g	0-1	0-1	0-0	0	1	1	0	2	0	0	0	0	15
35	Pemsl, Cordell	g	0-3	0-0	2-2	0	4	4	1	8	0	1	0	1	9
55	Garza, Luka	g	5-9	0-1	7-8	3	2	5	1	17	1	2	2	0	19
Team						0	0	0							
Totals			35-67	6-22	16-21	10	38	48	11	92	25	12	6	7	200
FG % 1st Half: 17-32		53.1%	2nd half: 18-35		51.4%	Game: 35-67		52.2%	Deadball						
3FG % 1st Half: 4-10		40.0%	2nd half: 2-12		16.7%	Game: 6-22		27.3%	Rebounds						
FT % 1st Half: 13-16		81.3%	2nd half: 3-5		60.0%	Game: 16-21		76.2%	1						

Officials: Gene Steratore, Steve McKunkins, Bill Ek
 Technical fouls: Southern Utah-None. Iowa-None.
 Attendance: 10220

Score by periods	1st	2nd	Total
Southern Utah	31	33	64
Iowa	51	41	92

Last FG - SUU 2nd-01:47, IOWA 2nd-01:12.
 Largest lead - SUU by 1 1st-18:04, IOWA by 30 2nd-03:34.
 SUU led for 00:15. IOWA led for 38:34. Game was tied for 01:11.

Points	In	Off	2nd	Fast	Bench
SUU	24	15	3	4	28
IOWA	52	15	13	15	43

Score tied - 0 times.
 Lead changed - 2 times.

Game 15 - Iowa 98, Northern Illinois 75

Official Basketball Box Score -- Game Totals -- Final Statistics
Northern Illinois vs Iowa
12/29/17 7:05 p.m. at Carver-Hawkeye Arena - Iowa City, IA

Northern Illinois 75 • 7-6, 0-0

#	Player	Total		3-Ptr		Rebounds			PF	TP	A	TO	Blk	Stl	Min
		FG-FGA	FG-FGA	FT-FTA	FT-FTA	Off	Def	Tot							
04	James, Lacey	f	0-1	0-0	1-2	2	2	4	1	1	0	1	0	0	12
42	Bradley, Levi	f	1-8	0-2	0-0	3	0	3	2	2	0	1	0	2	23
00	Thorpe, Dante	g	5-10	1-2	0-0	1	3	4	0	11	1	2	0	0	22
02	Daow, Gaiges	g	5-8	2-4	0-0	1	5	6	1	12	2	3	0	2	23
10	German, Eugene	g	8-15	2-5	2-2	0	3	3	0	20	3	3	0	1	23
05	Thomas, Justin	g	6-11	2-4	2-2	0	2	2	1	16	2	0	0	1	29
11	McCarty, Noah	g	0-1	0-0	0-0	1	0	1	4	0	0	0	0	0	11
12	Demogorontas, A.	g	0-3	0-1	1-2	0	2	2	1	1	3	2	0	1	17
22	Henry-Hayes, Rod	g	1-3	1-3	0-0	0	1	1	0	3	0	0	1	0	14
32	Zelis, Andrew	g	1-3	0-0	0-0	1	0	1	0	2	1	0	0	0	4
33	Hamilton, Owen	g	3-6	0-1	1-2	2	4	6	4	7	1	0	0	1	21
55	Danowski, Brandon	g	0-0	0-0	0-0	0	0	0	0	0	0	0	0	0	1
Team						2	0	2							
Totals			30-69	8-22	7-10	13	22	35	17	75	13	12	1	8	200
FG % 1st Half: 13-33		39.4%	2nd half: 17-36		47.2%	Game: 30-69		43.5%	Deadball						
3FG % 1st Half: 3-11		27.3%	2nd half: 5-11		45.5%	Game: 8-22		36.4%	Rebounds						
FT % 1st Half: 3-4		75.0%	2nd half: 4-6		66.7%	Game: 7-10		70.0%	1						

Iowa 98 • 9-6, 0-2

#	Player	Total		3-Ptr		Rebounds			PF	TP	A	TO	Blk	Stl	Min
		FG-FGA	FG-FGA	FT-FTA	FT-FTA	Off	Def	Tot							
02	Nunge, Jack	f	3-8	1-4	0-0	1	1	2	0	7	1	1	2	2	21
51	Baer, Nicholas	f	2-3	1-2	0-0	1	1	2	1	5	0	0	0	1	12
05	Cook, Tyler	c	6-7	0-0	5-7	2	1	3	0	17	3	0	0	0	17
03	Bohannon, Jordan	g	2-7	1-5	0-0	0	2	2	0	5	7	0	0	0	21
04	Moss, Isaiah	g	4-7	3-4	0-0	0	1	1	0	11	5	1	0	1	25
00	Wagner, Ahmad	g	0-1	0-1	0-0	1	2	3	2	0	4	0	0	0	11
01	Dailey, Maishe	g	3-3	1-1	1-2	0	0	0	0	8	4	0	0	0	12
11	Rose, Charlie	g	0-0	0-0	0-0	0	0	0	0	0	1	0	0	0	2
15	Kriener, Ryan	g	2-5	0-1	1-2	2	1	3	1	5	2	0	0	0	17
20	Till, Riley	g	0-1	0-1	0-0	0	0	0	0	0	0	0	0	1	2
24	Ellingson, Brady	g	2-4	2-4	0-0	0	2	2	0	6	2	1	0	1	17
25	Uhl, Dom	g	0-0	0-0	0-0	0	0	0	0	0	0	0	0	0	4
35	Pemsl, Cordell	g	4-8	0-0	1-2	0	4	4	2	9	4	1	1	1	23
55	Garza, Luka	g	8-8	3-3	6-8	0	7	7	2	25	1	1	5	0	16
Team						0	6	6							
Totals			36-62	12-26	14-21	7	28	35	8	98	34	8	8	7	200
FG % 1st Half: 20-30		66.7%	2nd half: 16-32		50.0%	Game: 36-62		58.1%	Deadball						
3FG % 1st Half: 7-13		53.8%	2nd half: 5-13		38.5%	Game: 12-26		46.2%	Rebounds						
FT % 1st Half: 9-11		81.8%	2nd half: 5-10		50.0%	Game: 14-21		66.7%	4						

Officials: Paul Szelc, Lamont Simpson, Chris Beaver
 Technical fouls: Northern Illinois-None. Iowa-None.
 Attendance: 14665

Score by periods	1st	2nd	Total
Northern Illinois	32	43	75
Iowa	56	42	98

Last FG - NIU 2nd-00:03, IOWA 2nd-00:27.
 Largest lead - NIU None, IOWA by 32 2nd-11:35.
 NIU led for 00:00. IOWA led for 39:43. Game was tied for 00:17.

Score tied - 0 times.
 Lead changed - 0 times.

Game 14 - Iowa 80, Colorado 73

Official Basketball Box Score -- Game Totals -- Final Statistics
Colorado vs Iowa
12/22/17 8:10 p.m. at Sioux Falls, SD (Sanford Pentagon)

Game 17 - Ohio State 92, Iowa 81

Official Basketball Box Score -- Game Totals -- Final Statistics

Ohio State vs Iowa

01/04/18 6 p.m. at Carver-Hawkeye Arena - Iowa City, IA

Ohio State 92 • 12-4, 3-0

#	Player		Total	3-Ptr	Rebounds			PF	TP	A	TO	Blk	Stl	Min
			FG-FGA	FG-FGA	FT-FTA	Off	Def							
01	Tate, Jae'Sean	f	6-12	1-2	5-7	0	7	7	1	18	0	4	1	34
33	Bates-Diop, Keita	f	10-17	2-6	5-6	1	12	13	2	27	1	0	2	34
34	Wesson, Kaleb	f	4-6	0-0	2-2	2	1	3	5	10	1	0	0	19
03	Jackson, C.J.	g	5-10	1-3	1-2	2	0	2	3	12	4	3	0	22
15	Williams, Kam	g	5-8	3-6	0-1	0	3	3	1	13	0	1	1	26
00	Potter, Micah		3-7	0-1	0-0	3	2	5	4	6	0	0	0	15
02	Jallow, Musa		1-2	0-1	0-0	0	0	0	0	2	3	0	0	8
13	Dakich, Andrew		1-2	0-0	0-1	1	1	2	2	2	6	0	0	26
24	Wesson, Andre		0-1	0-1	1-2	0	0	0	3	1	1	1	1	12
25	Young, Kyle		0-1	0-0	1-2	1	1	2	1	1	0	0	0	4
Team						0	1	1						
Totals			35-66	7-20	15-23	10	28	38	22	92	16	9	5	200
FG % 1st Half: 18-33 54.5% 2nd half: 17-33 51.5% Game: 35-66 53.0% Deadball														
3FG % 1st Half: 5-13 38.5% 2nd half: 2-7 28.6% Game: 7-20 35.0% Rebounds														
FT % 1st Half: 5-6 83.3% 2nd half: 10-17 58.8% Game: 15-23 65.2% 4														

Iowa 81 • 9-8, 0-4

#	Player		Total	3-Ptr	Rebounds			PF	TP	A	TO	Blk	Stl	Min
			FG-FGA	FG-FGA	FT-FTA	Off	Def							
05	Cook, Tyler	f	7-15	0-0	7-8	6	3	9	3	21	0	1	1	27
51	Baer, Nicholas	f	4-7	2-4	0-0	1	1	2	5	10	1	1	1	24
55	Garza, Luka	f	4-7	1-3	6-8	2	4	6	2	15	0	0	1	26
03	Bohannon, Jordan	g	6-13	1-5	2-2	0	1	1	4	15	10	1	0	30
04	Moss, Isaiah	g	3-10	1-2	0-2	2	2	4	2	7	3	2	1	21
00	Wagner, Ahmad		0-0	0-0	0-1	2	1	3	2	0	1	0	0	9
01	Dailey, Maishe		4-10	1-2	0-0	0	3	3	0	9	1	0	0	23
02	Nunge, Jack		1-3	1-1	0-0	1	1	2	1	3	0	2	0	8
15	Kriener, Ryan		0-0	0-0	0-0	1	1	2	0	0	0	1	1	8
24	Ellingson, Brady		0-2	0-0	0-0	0	0	0	0	0	0	0	0	6
35	Pemsl, Cordell		0-1	0-0	1-2	0	5	5	1	1	1	2	0	18
Team						0	3	3			1			
Totals			29-68	7-17	16-23	15	25	40	20	81	17	11	5	200
FG % 1st Half: 12-29 41.4% 2nd half: 17-39 43.6% Game: 29-68 42.6% Deadball														
3FG % 1st Half: 3-7 42.9% 2nd half: 4-10 40.0% Game: 7-17 41.2% Rebounds														
FT % 1st Half: 5-11 45.5% 2nd half: 11-12 91.7% Game: 16-23 69.6% 3														

Officials: Terry Wymer, Larry Sciroto, Brooks Wells
 Technical fouls: Ohio State-None. Iowa-None.
 Attendance: 10933
 Fouled Out - Ohio State: Wesson (00:43); Iowa: Baer (00:09)

Score by periods	1st	2nd	Total
Ohio State	46	46	92
Iowa	32	49	81

Points	In	Off	2nd	Fast	Bench
Paint	T/O	Chance	Break		
OSU	42	11	14	8	12
IOWA	26	8	24	2	13

Last FG - OSU 2nd-00:51, IOWA 2nd-00:20.
 Largest lead - OSU by 17 1st-01:20, IOWA by 3 1st-17:58.
 OSU led for 35:08. IOWA led for 01:50. Game was tied for 03:02.

Score tied - 4 times.
 Lead changed - 1 time.



IOWA HAWKEYE BASKETBALL
Iowa Combined Team Statistics (as of Jan 04, 2018)
Conference games only

RECORD:	OVERALL	HOME	AWAY	NEUTRAL
ALL GAMES	0-4	0-3	0-1	0-0
CONFERENCE	0-4	0-3	0-1	0-0
NON-CONFERENCE	0-0	0-0	0-0	0-0

		Total					3-Point		F-Throw		Rebounds													
##	Player	gp-gs	min	avg	fg-fga	fg%	3fg-fga	3fg%	ft-fa	ft%	off	def	tot	avg	pf	dq	a	to	blk	stl	pts	avg		
05	Cook, Tyler	4-4	109	27.3	28-51	.549	1-1	1.000	24-32	.750	17	17	34	8.5	8	0	5	13	2	3	81	20.3		
03	Bohannon, Jordan	4-4	126	31.5	15-38	.395	9-22	.409	3-4	.750	0	11	11	2.8	10	0	21	11	0	1	42	10.5		
55	Garza, Luka	4-3	76	19.0	12-23	.522	1-4	.250	8-14	.571	6	11	17	4.3	5	0	1	2	2	2	33	8.3		
04	Moss, Isaiah	4-4	92	23.0	12-32	.375	2-8	.250	2-4	.500	2	9	11	2.8	6	0	7	9	2	1	28	7.0		
51	Baer, Nicholas	4-3	90	22.5	8-18	.444	4-11	.364	0-2	.000	7	10	17	4.3	12	1	4	8	7	4	20	5.0		
35	Pemsl, Cordell	4-0	72	18.0	7-14	.500	0-0	.000	5-9	.556	0	16	16	4.0	7	0	5	6	1	1	19	4.8		
02	Nunge, Jack	4-2	57	14.3	7-15	.467	3-7	.429	2-2	1.000	2	7	9	2.3	7	0	3	4	4	1	19	4.8		
01	Dailey, Maishe	4-0	64	16.0	7-21	.333	3-8	.375	0-0	.000	0	9	9	2.3	1	0	7	3	0	0	17	4.3		
24	Ellingson, Brady	4-0	46	11.5	6-13	.462	3-5	.600	1-2	.500	0	2	2	0.5	2	0	8	0	1	1	16	4.0		
15	Kriener, Ryan	3-0	19	6.3	2-4	.500	1-1	1.000	0-0	.000	4	2	6	2.0	2	0	3	1	2	1	5	1.7		
00	Wagner, Ahmad	4-0	47	11.8	3-10	.300	0-1	.000	0-1	.000	6	2	8	2.0	9	0	2	1	0	1	6	1.5		
25	Uhl, Dom	1-0	2	2.0	0-1	.000	0-0	.000	0-0	.000	0	0	0	0.0	0	0	0	1	0	0	0	0.0		
Team											6	6	12					1						
Total.....		4	800		107-240	.446	27-68	.397	45-70	.643	50	102	152	38.0	69	1	66	60	21	16	286	71.5		
Opponents.....		4	800		118-253	.466	38-89	.427	47-67	.701	43	102	145	36.2	75	1	67	43	18	33	321	80.2		

TEAM STATISTICS	IOWA	OPP	Date	Opponent	Score	Att.
SCORING	286	321	* 12/02/17	PENN STATE	L 73-77	12805
Points per game	71.5	80.2	* 12/04/17	at Indiana	L 64-77	17222
Scoring margin	-8.7	-	* 01/02/18	MICHIGAN	L 68-75	11363
FIELD GOALS-ATT	107-240	118-253	* 01/04/18	OHIO STATE	L 81-92	10933
Field goal pct	.446	.466	# = Cayman Islands Classic, George Town, Cayman Islands			
3 POINT FG-ATT	27-68	38-89	% = The Hy-Vee Classic, Des Moines, Iowa			
3-point FG pct	.397	.427	+ = Played in Sioux Falls, South Dakota			
3-pt FG made per game	6.8	9.5	^ = Big Ten Tournament, New York City			
FREE THROWS-ATT	45-70	47-67	* = Conference game			
Free throw pct	.643	.701				
F-Throws made per game	11.3	11.8				
REBOUNDS	152	145				
Rebounds per game	38.0	36.2				
Rebounding margin	+1.8	-				
ASSISTS	66	67				
Assists per game	16.5	16.8				
TURNOVERS	60	43				
Turnovers per game	15.0	10.8				
Turnover margin	-4.2	-				
Assist/turnover ratio	1.1	1.6				
STEALS	16	33				
Steals per game	4.0	8.3				
BLOCKS	21	18				
Blocks per game	5.3	4.5				
ATTENDANCE	35101	17222				
Home games-Avg/Game	3-11700	1-17222				
Neutral site-Avg/Game	-	0-0				

Score by Periods	1st	2nd	Totals
Iowa	128	158	286
Opponents	174	147	321

IOWA HAWKEYE BASKETBALL
Iowa Combined Team Statistics (as of Jan 04, 2018)
All games

RECORD:	OVERALL	HOME	AWAY	NEUTRAL
ALL GAMES	9-8	6-3	0-3	3-2
CONFERENCE	0-4	0-3	0-1	0-0
NON-CONFERENCE	9-4	6-0	0-2	3-2

		Total					3-Point		F-Throw		Rebounds													
##	Player	gp-gs	min	avg	fg-fga	fg%	3fg-fga	3fg%	ft-fa	ft%	off	def	tot	avg	pf	dq	a	to	blk	stl	pts	avg		
05	Cook, Tyler	17-17	427	25.1	91-154	.591	1-5	.200	75-105	.714	41	71	112	6.6	42	1	26	39	12	7	258	15.2		
03	Bohannon, Jordan	17-17	494	29.1	64-152	.421	42-97	.433	31-38	.816	3	37	40	2.4	29	0	85	32	0	7	201	11.8		
04	Moss, Isaiah	17-17	400	23.5	70-164	.427	27-74	.365	26-31	.839	6	31	37	2.2	30	0	32	28	4	12	193	11.4		
55	Garza, Luka	17-10	313	18.4	62-109	.569	6-17	.353	47-79	.595	36	74	110	6.5	33	0	17	16	23	8	177	10.4		
02	Nunge, Jack	17-9	315	18.5	46-88	.523	13-35	.371	25-35	.714	17	38	55	3.2	22	0	22	19	17	13	130	7.6		
35	Pemsl, Cordell	16-0	275	17.2	36-68	.529	0-0	.000	26-44	.591	25	65	90	5.6	23	0	31	21	8	4	98	6.1		
01	Dailey, Maishe	17-0	272	16.0	35-79	.443	18-42	.429	15-19	.789	4	31	35	2.1	5	0	25	11	0	3	103	6.1		
51	Baer, Nicholas	11-8	220	20.0	24-61	.393	10-33	.303	2-7	.286	23	37	60	5.5	25	1	16	18	10	16	60	5.5		
24	Ellingson, Brady	17-1	219	12.9	23-58	.397	14-37	.378	2-4	.500	0	15	15	0.9	5	0	27	9	2	7	62	3.6		
15	Kriener, Ryan	16-0	178	11.1	23-45	.511	2-6	.333	3-8	.375	13	22	35	2.2	27	1	22	14	6	9	51	3.2		
30	McCaffery, Connor	4-0	53	13.3	2-3	.667	1-2	.500	3-4	.750	0	4	4	1.0	2	0	7	4	0	2	8	2.0		
00	Wagner, Ahmad	15-6	165	11.0	12-28	.429	2-5	.400	4-11	.364	17	19	36	2.4	23	0	15	11	2	5	30	2.0		
11	Rose, Charlie	6-0	14	2.3	2-5	.400	0-3	.000	0-0	.000	1	2	3	0.5	1	0	2	2	0	0	4	0.7		
25	Uhl, Dom	9-0	35	3.9	1-4	.250	0-1	.000	1-4	.250	2	7	9	1.0	2	0	2	5	2	0	3	0.3		
20	Till, Riley	7-0	20	2.9	1-5	.200	0-4	.000	0-0	.000	0	1	1	0.1	2	0	0	1	0	2	2	0.3		
Team											18	32	50		1		2							
Total.....		0	3400		492-1023	.481	136-361	.377	260-389	.668	206	486	692	0.0	272	3	329	232	86	95	1380	0.0		
Opponents.....		0	3400		465-1083	.429	130-387	.336	199-279	.713	184	400	584	0.0	344	4	245	207	47	130	1259	0.0		

TEAM STATISTICS	IOWA	OPP	Date	Opponent	Score	Att.
SCORING	1380	1259	11/10/17	CHICAGO STATE	w 95-62	12100
Points per game	81.2	74.1	11/12/17	ALABAMA STATE	w 92-58	11637
Scoring margin	+7.1	-	11/16/17	GRAMBLING STATE	w 85-74	10540
FIELD GOALS-ATT	492-1023	465-1083	# 11/20/17	vs Louisiana	L 71-80	1200
Field goal pct	.481	.429	# 11/21/17	vs South Dakota State	L 72-80	1275
3 POINT FG-ATT	136-361	130-387	11/22/17	vs UAB	w 95-85	1020
3-point FG pct	.377	.336	11/28/17	at Virginia Tech	L 55-79	7101
3-pt FG made per game	8.0	7.6	* 12/02/17	PENN STATE	L 73-77	12805
FREE THROWS-ATT	260-389	199-279	* 12/04/17	at Indiana	L 64-77	17222
Free throw pct	.668	.713	12/07/17	at Iowa State	L 78-84	14384
F-Throws made per game	15.3	11.7	12/10/17	SOUTHERN	w 91-60	11397
REBOUNDS	692	584	% 12/16/17	vs Drake	w 90-64	13828
Rebounds per game	40.7	34.4	12/19/17	SOUTHERN UTAH	w 92-64	10220
Rebounding margin	+6.4	-	+ 12/22/17	vs Colorado	w 80-73	3250
ASSISTS	329	245	12/29/17	NORTHERN ILLINOIS	w 98-75	14665
Assists per game	19.4	14.4	* 01/02/18	MICHIGAN	L 68-75	11363
TURNOVERS	232	207	* 01/04/18	OHIO STATE	L 81-92	10933
Turnovers per game	13.6	12.2	# = Cayman Islands Classic, George Town, Cayman Islands			
Turnover margin	-1.5	-	% = The Hy-Vee Classic, Des Moines, Iowa			
Assist/turnover ratio	1.4	1.2	+ = Played in Sioux Falls, South Dakota			
STEALS	95	130	^ = Big Ten Tournament, New York City			
Steals per game	5.6	7.6	* = Conference game			
BLOCKS	86	47				
Blocks per game	5.1	2.8				
ATTENDANCE	105660	59280				
Home games-Avg/Game	9-11740	3-12902				
Neutral site-Avg/Game	-	5-4115				

Score by Periods	1st	2nd	Totals
Iowa	668	712	1380
Opponents	600	659	1259