

## Iowa at the Big Ten Tournament

Conseco Fieldhouse, March 9-12, 2006

### Iowa Hawkeyes (22-8, 11-5)

							Pts.	Reb.	FG%	FT%
44	Greg Brunner	F	6-7	240	Sr.	Charles City, IA (Charles City)	14.2	9.7	.454	.712
34	Erek Hansen	C	6-11	220	Sr.	Bedford, TX (Kirkwood, IA CC)	6.7	3.8	.577	.679
1	Adam Haluska	G	6-5	210	Jr.	Carroll, IA (Carroll)	14.1	4.6	.417	.846
2	Jeff Horner	G	6-3	185	Sr.	Mason City, IA (Mason City)	13.1	4.0	.369	.735
35	Mike Henderson	G	6-2	190	Jr.	Waterloo, IA (East)	7.8	4.1	.494	.695

### Top Reserves

5	Alex Thompson	F	6-9	225	So.	Ames, IA (Ames)	2.2	2.4	.311	.333
11	Tony Freeman	G	6-1	185	Fr.	Maywood, IL (St. Joseph's)	3.7	1.3	.339	.625
23	Doug Thomas	F	6-8	245	Sr.	Pasadena, CA (Southeastern, IA CC)	4.6	4.6	.467	.521

### THE SETTING

Iowa (22-8, 11-5) enters the 2006 Big Ten Conference Tournament as the second seed and will play its first game Friday, March 10. Game time is 6:40 p.m. ET at Conseco Fieldhouse (18,435) in Indianapolis, IN. Iowa will meet either seventh-seeded Michigan (18-9, 8-8) or 10th-seeded Minnesota (14-13, 5-11). Those teams meet at 2:30 p.m. ET Thursday.

Iowa defeated Michigan 94-66 in Iowa City in the only meeting with the Wolverines. Iowa defeated Minnesota 76-72 in three overtimes in Iowa City and lost to the Golden Gophers 74-61 in Minneapolis.

Iowa ended the regular season with a 59-44 home win over Wisconsin, completing a perfect (17-0) home season with its ninth win over a top 25 opponent this season.

### ON THE AIR

**Radio:** Iowa games are broadcast on the Hawkeye Radio Network. Gary Dolphin handles the play-by-play with color commentator Bob Hansen. The Hawkeye Radio Network coverage includes a 60-minute pre-game show.

**Television:** ESPN Regional will carry the game to a network of stations throughout the Big Ten viewing area, including KGAN Cedar Rapids, KDSM Des Moines, WBQD Quad Cities, KIMT Mason City and KYOU Ottumwa. Wayne Larrivee and Greg Kelsner will call the action.

### IOWA HISTORY

Iowa has played 2,373 games since beginning basketball in 1902. Overall Iowa's record is 1,418-955 (.598). That includes an 888-306 (.744) record in home games, a 529-649 (.449) record in games away from Iowa City, a 675-658 (.506) mark in Big Ten games and a 294-80 (.786) record in Carver-Hawkeye Arena.

### IN THE RANKINGS

Iowa, in the Feb. 27 rankings, was ranked 23rd by the Associated Press and 24th in the ESPN/USA Today coaches poll. Iowa has been ranked as high as 12th (AP, 12/5/05), its highest ranking since early in the 2001-02 season. Iowa, that season, moved as high as seventh (Nov. 26) in the Associated Press rankings and eighth (Nov. 19) in the coaches poll.

### CREDITS

The 2006 University of Iowa Big Ten Tournament Guide was compiled, written and edited by the University of Iowa Sports Information staff, to assist the news media in their coverage of the Big Ten Tournament. This guide is intended to supplement the 2005-06 Iowa Basketball Media Guide. A special thanks is extended to those writers whose work appears within this publication. Cover photographs provided by UI Photo Services, Bob Rasmus and Jean Finley.

## Schedule/Results

Record: 22-8, 11-5

* Nov. 14	MD-Eastern Shore	W	86-41
* Nov. 15	Colgate	W	73-51
^ Nov. 21	Kentucky	W	67-63
^ Nov. 22	Texas	L	59-68
Nov. 26	Texas-San Antonio	W	79-46
Nov. 30	N.C. State	W	45-42
+ Dec. 2	Fairfield	W	75-59
+ Dec. 3	Valparaiso	W	72-59
Dec. 6	at No. Iowa (OT)	L	63-67
Dec. 9	at Iowa State	L	60-72
Dec. 17	Arizona State	W	62-43
Dec. 20	Drake	W	65-60
Dec. 22	Robert Morris	W	73-51
Dec. 30	at Saint Louis	W	60-50
Jan. 5	at Wisconsin	L	52-66
Jan. 7	Illinois	W	63-48
Jan. 14	at Penn State	W	80-76
Jan. 18	Minnesota (3 OT)	W	76-72
Jan. 21	at Michigan State	L	55-85
Jan. 24	Indiana	W	73-60
Jan. 28	Ohio State	W	67-62
Feb. 1	at Purdue	W	77-68
Feb. 4	Michigan	W	94-66
Feb. 8	at Northwestern	L	48-51
Feb. 11	at Indiana	W	70-67
Feb. 14	Michigan State	W	66-54
Feb. 18	at Minnesota	L	61-74
Feb. 25	at Illinois	L	59-71
Mar. 1	Penn State	W	65-38
Mar. 4	Wisconsin	W	59-44
<b>&amp; Mar. 10</b>	<b>Mich./Minn., 6:40 pm, ET</b>		

\* - Guardians Classic, Iowa City  
 ^ - Guardians Classic, Kansas City  
 + - Hawkeye Challenge, Iowa City  
 & - Big Ten Tournament, Indianapolis

## Coach Steve Alford

Steve Alford (pronounced ALL-ford) is in his seventh season as the head coach at the University of Iowa and his 15th season as a college head coach. Alford holds a career record of 288-168 (.632), including a 132-91 (.592) record at Iowa, a 78-29 (.729) record in four seasons (1992-95) at Div. III Manchester College and a four-year record (1996-99) of 78-48 (.619) at Southwest Missouri State. He has led Iowa to six straight winning seasons and three seasons of 20 or more wins.



Alford ranks fourth among Iowa's head basketball coaches in total wins. He is 52-60 (.464) in Big Ten games. Alford is 8-6 in the NCAA Tournament (3-3 in Division I and 5-3 in Division III) and 2-4 in the NIT. His record in the Big Ten Tournament is 10-5 in six seasons and his 10 wins rank as the most among all Big Ten coaches in the event. Iowa won the tournament in 2001, returned to the title game in 2002 and just missed the title game in 2005.

Alford led Iowa into the second round of the 2001 NCAA Tournament in his second season and the Hawkeyes returned to the NCAA Tournament in 2005. Iowa advanced to the NIT in 2002, 2003 and 2004.

Alford led Southwest Missouri State to the NCAA Sweet 16 in 1999 and in 1995 Manchester advanced to the NCAA championship game before suffering its first defeat of the season.

Alford is a 1987 graduate of Indiana, where he led the Hoosiers to the 1987 NCAA title. Alford was a member of the 1984 U. S. Olympic team that earned the Gold Medal and he was the 26th player selected in the NBA Draft following his senior season. Alford played four seasons in the NBA before beginning his coaching career.

At Indiana, Alford started 120 of 125 games in four seasons. He served as team captain in 1987 when the Hoosiers were 30-4. Steve concluded his college career as Indiana's all-time scoring leader with 2,438 points and he holds the Indiana record for career steals with 178. He was a consensus first team All-American and the Big Ten MVP as a senior.

Alford is a member of the Manchester College M Association Hall of Fame and the Indiana University Athletics Hall of Fame. In 2001 he was named one of the "Top 50 Athletes" in the history of the state of Indiana and was selected as a member of the 15-man Indiana University all-Century team. In 2004 he was one of five players selected to ESPN's Big Ten Conference Silver Anniversary team.

Alford is 5-7 vs. Michigan and 4-4 vs. Coach Tommy Amaker. Alford is 8-5 vs. Minnesota and Coach Dan Monson.

### IOWA STRENGTH OF SCHEDULE

Iowa is 14th in the RPI Index and 21st in the Sagarin Ratings. Iowa's strength of schedule is 26th in the RPI Index and 25th by Sagarin. Iowa has posted a 9-5 record while playing 14 games against top 50 teams in the RPI Index.

Iowa is one of eight teams nationally with as many as 14 games against top 50 teams. Only Iowa and Connecticut have recorded nine wins against teams ranked in the top 25 at the time of the game.

## Iowa Quick Facts

<b>Location:</b>	Iowa City, IA
<b>Founded:</b>	1847
<b>Enrollment:</b>	29,697
<b>President:</b>	David Skorton
<b>Athletic Director:</b>	Bob Bowlsby
<b>Conference:</b>	Big Ten
<b>Home Arena:</b>	Carver-Hawkeye (15,500)
<b>All-Time Record:</b>	1,418-955 (.598)
<b>All-Time Big Ten Record:</b>	675-658 (.506)
<b>NCAA Appearances:</b>	21
<b>NCAA Tournament Record:</b>	27-23

<b>Head Coach:</b>	Steve Alford
<b>Record At Iowa:</b>	132-91, .592 (7th season)
<b>Career Record:</b>	288-168, .632 (15th season)
<b>Big Ten Record:</b>	52-60 (.464)
<b>Associate Head Coach:</b>	Craig Neal (Georgia Tech)
<b>Assistant Coaches:</b>	Greg Lansing (South Dakota) Brian Jones (Northern Iowa)
<b>Dir. of Basketball Operations:</b>	Rich Walker (Bowling Green)
<b>Trainer:</b>	John Streif
<b>Sports Information:</b>	Steve Roe/Phil Haddy
<b>Sports Info. Telephone:</b>	319-335-9411
<b>Sports Info. FAX:</b>	319-335-9417
<b>Internet Address:</b>	www.hawkeyesports.com

### ALFORD MOVES TO FOURTH

Coach Steve Alford has collected 132 victories as Iowa's head coach, a total that ranks fourth on Iowa's list of coaches in career wins. Alford, earlier this season, moved past Bucky O'Connor, Iowa's head coach from 1952-58 (he also was Iowa's head coach for 11 games in 1950), who earned 114 wins as Iowa's basketball coach.

Iowa's top three coaches in career wins are Tom Davis (269), Lute Olson (168) and Rollie Williams (139). Following is a list of Alford's significant career victories:

No.	Opponent, result	Date
1	Manchester 82, Denison 63	12/29/91
50	Manchester 87, Huntington 63	11/22/94
100	SW MO State 75, NW State 73	12/10/96
150	SW MO State 89, Wichita State 58	1/31/99
200	Iowa 78, Iowa State 53	12/08/01
250	Iowa 88, Centenary 53	12/03/04
256	Iowa 73, Air Force 63	12/28/04
	(No. 100 as Iowa's head coach)	
<b>288</b>	<b>Iowa 59, Wisconsin 44</b>	<b>3/4/06</b>
	(Win No. 132 as Iowa's head coach)	

### HAWKEYES IN NATIONAL STATS

In NCAA statistical rankings, Iowa is 10th in field goal defense (38.3), 12th in fouls per game (15.2), 26th in scoring defense (59.1) and 35th in blocked shots (5.0).

Individually, Jeff Horner is 15th in assists per game (5.7), Erek Hansen is 17th in blocked shots per game (2.6) and Greg Brunner is 18th in rebounds per game (9.7).

## *Iowa at the Big Ten Tournament*

### *Iowa Headquarters*

The Iowa basketball team will stay at the Westin in Indianapolis while competing in the Big Ten Conference Tournament.

For information on the Iowa basketball team, contact Associate Sports Information Director Steve Roe at the Iowa Sports Information office prior to noon on Thursday, March 9, or at the Westin (317-262-8100) beginning Thursday evening. The fax number at the Westin is (317) 231-3928 and Roe's cell phone number is (319) 430-6346.

### *Iowa Travel Plans*

Iowa will fly to Indianapolis Thursday afternoon.

### *Media Headquarters*

Media headquarters for the Big Ten Tournament is the Westin. The telephone number at the Westin is (317) 262-8100 and the fax number is (317) 231-3928. Assistant Commissioner for Communications Scott Chipman and members of the Big Ten communications staff will be staying at the Westin throughout the Big Ten Tournament.

### ***IOWA GETS DEFENSIVE***

During the regular season Iowa allowed opponents just 58.8 points per game and held opponents to 38.3% field goal shooting. The points allowed are the fewest for an Iowa team since the 1985 Hawkeyes held opponents to 58.8 points per game. The field goal defense is the best for Iowa since 1961-62 when Hawkeye opponents shot 38.9% from the field.

### ***HAWKEYES ARE SECOND SEED***

Iowa ended the Big Ten Conference season with an 11-5 record, earning a second place finish in the league standings. The Hawkeyes enter the 2006 Big Ten Tournament with their highest seed in tournament history. Iowa was the fourth seed in the 2004 Big Ten Tournament, but was defeated by Michigan, 79-70 in the quarterfinals.

Iowa finished with a perfect 17-0 record at home, including an 8-0 mark in conference play. The Hawkeyes enter the Big Ten Tournament after home wins over Penn State and Wisconsin to close the regular season.

### ***IOWA HAS STRONG FINISH***

With a home win over Wisconsin to close the regular season, Iowa accomplished the following:

- Earned win No. 22 on the season, matching the 1995-96 team as the most recent to earn 22 regular season victories.
- Earned Big Ten win No. 11, the most for an Iowa team since the 1996-97 team won 12 conference games. Iowa's 11 Big Ten wins are the most for Iowa since the Big Ten went to a 16-game league schedule in 1998.
- Clinched the No. two seed in the Big Ten Tournament. Iowa's previous best seed in the event was fourth in 2004.

## *Post-Season News Conference*

Depending on Iowa's success in the Big Ten Tournament, a press conference with Coach Alford is tentatively scheduled for 6:30 p.m. March 12 in Carver-Hawkeye Arena, following the NCAA Tournament selection show. The press conference will be held in Conseco Fieldhouse should the Hawkeyes be competing in the Big Ten Tournament championship game that day.

- Earned its ninth win over a top 25 opponent and defeated its seventh ranked opponent in Carver-Hawkeye Arena. Iowa and Connecticut are the only two teams in the nation with nine regular season wins over top 25 teams. Iowa set school records for home wins and total wins over ranked opponents this season.
- Completed its first-ever undefeated home season in Carver-Hawkeye Arena, which opened in 1983, and its first undefeated home season since 1966.
- Clinched a tie for second place in the regular season standings. Iowa had not placed as high as second in the regular season since earning a tie for second with a 12-6 record in 1997.
- Completed the seventh season in Iowa history with an undefeated home record. Iowa was also undefeated at home in 1902 (3-0), 1926 (9-0), 1945 (11-0), 1948 (12-0), 1950 (6-0) and 1966 (12-0).
- Established a school record of 17 home wins in one season. The previous record of 16 was established in 1985.
- Improved its overall home winning streak to 18 games, a streak that ranks longest in the Big Ten and fourth best in the nation.

### ***IOWA SETS HOME RECORDS***

Closing the season with two home wins during the final week of the regular season, Iowa completed the year with its first unbeaten home season in Carver-Hawkeye Arena, which opened in 1983. Iowa won all 17 home games, setting a school record for home wins in a season. The Hawkeyes lost just one home game in 1993 (15-1) and 1996 (14-1).

Iowa's home streak stands at 18 games, a new mark for Carver-Hawkeye Arena. Iowa's record for consecutive home wins is 24. This marks Iowa's seventh perfect home season in school history and the first since 1966.

Iowa's current streak of 23 consecutive non-conference home wins ranks 14th-longest among Division I programs. That streak dates back to the final home game of the 2002-03 season, an NIT loss to Georgia Tech. Following is a list of the current longest home court winning streaks:

1.	Gonzaga	39
2.	Connecticut	19
	Hofstra	19
4.	<b>IOWA</b>	<b>18</b>
	Akron	18
5.	Air Force	17

# Iowa Basketball Roster

No.	Name	Pos.	Ht.	Wt.	Yr.	Hometown (High School)	The Latest Scoop
1	* Adam Haluska	G	6-5	210	Jr.	Carroll, IA (Carroll)	16 points & 7 rebounds in win over Wisc.
2	*** Jeff Horner	G	6-3	185	Sr.	Mason City, IA (Mason City)	22 points & 7 rebounds in win over Wisc.
4	* J.R. Angle	G/F	6-7	205	So.	Franklin, IN (Indian Creek)	Redshirting in 2005-06
5	* Alex Thompson	F	6-9	225	So.	Ames, IA (Ames)	3 points & 4 rebounds in win over Wisc.
11	Tony Freeman	G	6-1	185	Fr.	Maywood, IL (St. Joseph's)	3 points & 1 rebound at Illinois
13	* Justin Wieck	F	6-6	185	Sr.	North Liberty, IA (Kirkwood CC)	One rebound & one assist in win over Mich.
14	Brett Wessels	G	6-3	190	Fr.	Bettendorf, IA (Bettendorf)	2 assists in win over Michigan
15	Dan Bohall	G	6-4	185	Fr.	Sioux City, IA (East)	Redshirting in 2005-06
20	Ryan Kennedy	F	6-7	210	Jr.	Des Moines, IA (Roosevelt)	In second year as a walk-on
23	* Doug Thomas	F	6-8	245	Sr.	Pasadena, CA (Southeastern CC)	5 points & 9 rebounds in win over Wisc.
25	* Carlton Reed	G	6-4	180	So.	Waterloo, IA (East)	3 points in win over Michigan
34	** Erik Hansen	C	6-11	220	Sr.	Bedford, TX (Kirkwood CC)	15 points & 3 rebounds in win over Penn St.
35	** Mike Henderson	G	6-2	190	Jr.	Waterloo, IA (East)	6 points & 6 assists in win over Wisconsin
44	*** Greg Brunner	F	6-7	245	Sr.	Charles City, IA (Charles City)	8 points & 10 rebounds in win over Penn St.
52	Kurt Looby	F/C	6-10	210	Jr.	St. John's, Antigua (Tyler, TX CC)	Slated to redshirt in 2005-06
53	* Seth Gorney	C	7-0	245	So.	Vandalia, OH (Butler)	4 points at Minnesota

## IOWA IN THE BIG TEN TOURNAMENT

Iowa has posted a 10-7 record while playing 17 games in the eight Big Ten Tournaments. Iowa has played nine different teams in the event, having met each team except Illinois at least once. Four of the 10 wins came on the way to the tournament title in 2001 and Iowa won three games while earning a return trip to the title game in 2002. The 10 wins rank as the second highest total among league teams, trailing Illinois' 16 wins. Iowa's .588 winning percentage trails only that of Illinois (.727).

Iowa lost in the first round in both 1998 and 1999 before winning its first game in the event in 2000. Iowa has been eliminated by the tournament champion in three of the eight previous tournaments, including Michigan in the 1998 quarter-finals, Michigan State in the 2000 quarter-finals and Ohio State in the 2002 title game. The Hawkeyes are one of five teams, along with Illinois (5), Michigan State (2), Ohio State (2) and Wisconsin (2), to appear in more than one championship game.

Iowa Coach Steve Alford, with a 10-5 record, ranks second among all Big Ten coaches in tournament wins. His .667 winning percentage is best among current coaches and ranks second for all league coaches in the tournament. Following is Iowa's record vs. each team in the tournament:

Illinois	0-0	Northwestern	1-0
Indiana	2-0	Ohio State	1-2
Michigan	0-2	Penn State	1-0
Michigan State	1-1	Purdue	2-0
Minnesota	1-0	Wisconsin	1-2

## IOWA BY SEEDING IN THE TOURNAMENT

Iowa was the fourth seed in 2004, the fifth seed in 1998 and 1999, the sixth seed in 2001, the seventh seed in 2000 and 2005 and the ninth seed in 2002 and 2003. Following is Iowa's record in the event, by seeding.

Seed	Record	Seed	Record
#2	0-0	#6	4-0
#4	0-1	#7	3-2
#5	0-2	#9	3-2

## IOWA IN INDY

Iowa is 5-9 all-time in Indianapolis, while playing in four different arenas. Iowa is 4-2 in Conseco Fieldhouse, 0-2 at Market Square Arena, 1-4 at Butler's Hinkel Fieldhouse and 0-1 at the RCA Dome.

Along with the 2002 (3-1) and 2004 (0-1) Big Ten Conference Tournaments at Conseco, Iowa defeated Louisville (Wooden Tradition) early in the 2003-04 season.

Iowa took part in the 1980 Final Four at Market Square Arena, losing to Louisville (80-72) in the semi-finals and falling to Big Ten rival Purdue (75-58) in the consolation game.

Iowa lost four of five games at Hinkel Fieldhouse between 1937 and 1950 and lost in the first round of the 2005 NCAA Tournament at the RCA Dome.

## IOWA AT CONSECO FIELDHOUSE

Iowa is 4-2 in Conseco Fieldhouse, including a 3-2 record while taking part in Both Big Ten Tournaments held at the venue.

Iowa, in the 2002 Big Ten Tournament, defeated Purdue, Wisconsin and Indiana in three straight days to advance to the title game for the second straight season before falling to Ohio State. Iowa defeated Louisville 70-69 in overtime as part of the John Wooden Tradition early in the 2003-04 season and the Hawkeyes lost to Michigan 79-70 in the quarter-finals of the 2004 Big Ten Tournament.

# Iowa Results, March 10-12

## March 10 (7-8)

1905	Chicago	L	16-20
1917	* Northwestern	L	15-18
1930	Monmouth	L	23-29
1962	* Wisconsin	W	81-64
1973	* Illinois	W	93-76
1979	Toledo	L	72-74
1983	Michigan	L	60-66
1988	* Wisconsin	W	103-70
1990	Michigan	L	96-127
1991	* Ohio State	W	80-69
1993	* Wisconsin	W	91-65
2000	Michigan State	L	65-75
2001	Penn State	W	94-74
2002	Ohio State	L	64-81
2005	Purdue	W	71-52

## March 11 (10-6)

1905	Northwestern	L	23-24
1908	Grinnell	L	12-26
1919	* Wisconsin	W	29-27
1921	Iowa State	L	18-26
1924	Wisconsin	L	26-36
1955	Penn State	W	82-53
1961	Northwestern	W	63-62
1967	Michigan	W	83-76
1972	* Michigan	W	95-69
1984	* Michigan State	L	44-51
1989	* Indiana	W	87-70
1992	* Northwestern	W	69-66
1998	* Georgia	L	93-100
1999	Alabama-Birmingham	W	77-64
2001	Indiana	W	63-61
2005	Michigan State	W	71-69

## March 12 (4-6)

1955	Marquette	W	86-81
1967	Ohio State	L	81-85
1970	Jacksonville	L	103-104
1982	Northeast Louisiana	W	70-63
1983	Michigan State	W	75-57
1988	Indiana	L	89-116
1994	* Ohio State	W	83-74
1995	Indiana	L	79-110
2004	Michigan	L	70-79
2005	Wisconsin	L	56-59

\* at Iowa City

## TOURNAMENT NOTES

The second-seeded team is 14-4 in the tournament. The second seed has gone 3-0 to win the Big Ten Tournament four times (2000, 2002, 2003, 2004) and has recorded a 1-1 record twice (1998, 1999). Michigan State is the only team who lost its opening round game as the second seed, falling to Iowa, 71-69 in the 2005 event.

The top-seeded team in the tournament has lost four times (1998, 2000, 2002, 2003) in the quarter-finals and holds a 9-6 record in the tournament. Michigan State in 1999 and Illinois in 2005 are the only top-seeded teams to win the event.

The Big Ten Tournament returns to Chicago in 2006.

## HAWKEYES WITH TOURNAMENT RECORDS

Reggie Evans, in 2001 and 2002, set several tournament records, for single game, tournament and career. Evans holds single game records for free throws (12, tie), free throw attempts (17) and rebounds (18, twice). He also holds the record for rebounds in a tournament (51) and career tournament rebounds (91).

Dean Oliver holds the record for free throw attempts (35) in a tournament, Kyle Galloway in 2000 set a single-game and tournament record for free throw percentage (11-11, 100%) and Luke Recker holds tournament records for field goals (30) and total points (91).

## IOWA IN TEAM RECORDS

As a team, Iowa is involved in several high water marks, for both single game and tournament performances. For single game, Iowa ranks first in free throws (36 vs. PSU, 2001) and free throw attempts (48 vs. PSU, 2001) and is tied for first in most points (94 vs. PSU, 2001). Iowa is second in free throws (31 vs. OSU, 2001), free throw attempts (45 vs. OSU, 2002) and tied for second in rebounds (48 vs. PSU, 2001).

For a tournament, Iowa is first in total points (304 in 2001), free throws (106 in 2001), free throw attempts (152 in 2001) and rebounds (162 in 2001). Iowa is second in field goals (91 in 2002), field goal attempts (201 in 2002), three-point field goals (25 in 2002) and free throws (64 in 2002). Iowa's seven-game winning streak in the 2001 and 2002 events is also a tournament record.

## CAREER TOURNAMENT LEADERS

Guard Dean Oliver ranks fifth in steals (14), eighth in assists (34) and 10th in points (103). Forward Reggie Evans is the career leader in rebounds (95) and he ranks seventh in scoring (111). Guard Luke Recker ranks fourth in scoring with 135 points.

## IOWA SETS ARENA WIN STREAK

Iowa has won 18 straight games in Carver-Hawkeye Arena, setting a school record for consecutive wins in the facility, which opened in 1983. Iowa won its final home contest in 2005 vs. Ohio State and all 17 home dates this season. Iowa's last home loss was a 75-65 decision to Illinois on Feb. 19, 2005. The 17 wins this season is a record for home wins, as the previous mark of 16 home wins was set in 1985.

# National Rankings

## Rankings of 2/27/06

ESPN/USA Today	Associated Press
1. Duke	1. Duke
2. Connecticut	2. Connecticut
3. Memphis	3. Memphis
4. Villanova	4. Villanova
5. Gonzaga	5. Gonzaga
6. George Washington	6. Texas
7. Texas	7. George Washington
8. Ohio State	8. Pittsburgh
9. Pittsburgh	9. Ohio State
10. Illinois	10. Illinois
11. Tennessee	11. Tennessee
12. Boston College	12. Boston College
13. UCLA	13. North Carolina
14. Florida	14. Washington
15. North Carolina	15. UCLA
16. Washington	16. West Virginia
17. Oklahoma	17. Florida
18. West Virginia	18. Kansas
19. North Carolina State	19. Oklahoma
20. Georgetown	20. Georgetown
21. Louisiana State	21. Louisiana State
22. Kansas	22. North Carolina State
23. Michigan State	<b>23. IOWA</b>
<b>24. IOWA</b>	24. Nevada
25. Wisconsin	25. Michigan State

Iowa's initial 15-game win streak in the arena began Jan. 25, 1986 with a 79-69 win over Indiana and ended with an 80-76 loss to Ohio State on Jan. 24, 1987. The streak began with Coach George Raveling and ended with Coach Tom Davis. The current 18-game win streak includes nine non-conference and nine conference wins.

Iowa's record of 24 consecutive home wins began in the 1946-47 season and ended during the 1948-49 campaign.

### **HAWKEYES, BY THE NUMBERS**

Following is a statistical ranking of where Iowa's current players rank among Iowa's single season and career leaders:

#### **Single Season - - Greg Brunner**

- 291 rebounds in 2006 ranks eighth
- 11 double-doubles in 2006 ties for 14th
- 11 double-doubles in 2005 ties for 14th

#### **Career - - Greg Brunner**

- 967 rebounds ranks first
- 100 blocked shots ranks sixth
- 533 free throw attempts ranks eighth
- 536 field goals ranks ninth
- 1,462 points ranks 10th
- 31 career double-doubles ranks sixth
- 123 career games played ties for 11th

#### **Single Season - - Adam Haluska**

- 56 3-point FGs is six from 10th
- 165 3-point FG attempts ranks 10th

#### **Career - - Adam Haluska**

- 114 3-point FGs ranks 10th
- 314 3-point FG attempts ties for 10th

#### **Single Season - - Ereik Hansen**

- 83 blocked shots in 2005 ranks third
- 79 blocked shots in 2006 ties for fifth

#### **Career - - Ereik Hansen**

- 202 blocked shots ranks third

#### **Single Season - - Jeff Horner**

- 180 assists in 2005 ranks fifth
- 147 assists in 2006 is one shy of 10th
- 86 3-point FGs in 2005 ranks third
- 65 3-point FGs in 2004 ties for seventh
- 211 3-point FG attempts in 2005 ranks third
- 171 3-point attempts in 2006 ranks eighth
- 59 3-point FGs in 2006 is three from 10th

#### **Career - - Jeff Horner**

- 590 assists ranks first
- 251 3-point FGs ranks first
- 683 3-point FG attempts ranks first
- 158 steals ranks seventh
- 1,435 points ranks 11th
- 119 career games ranks 15th

### **HORNER AMONG BIG TEN BEST**

Senior Jeff Horner ranks among the best in the Big Ten Conference in three statistical categories. Horner ranks eighth in career three-point field goals (251) and attempts (683) and ninth in career assists (590).

### **HAWKEYES VS. RANKED FOES**

Iowa has posted a 9-4 record against teams in the top 25 rankings at the time of the game, including a 2-2 mark against top 10 teams. The nine wins vs. ranked foes are the most ever for a Hawkeye basketball team in one season.

The nine wins are the highest total for a Steve Alford-coached Hawkeye team and the most since Iowa posted a 6-2 record vs. ranked teams in 1990-91. Seven of the nine wins over ranked teams have come in Carver-Hawkeye Arena, also a school record.

With wins over 21st-ranked Indiana and 16th-ranked Michigan State in late February, Iowa has defeated ranked teams in consecutive games on four occasions under the direction of Coach Steve Alford. In late January, Iowa defeated No. 11 Indiana and No. 16 Ohio State in consecutive games. A year ago, Iowa defeated 11th-ranked Louisville and 13th-ranked Texas in the first two rounds of the Maui Invitational. In 2002-03, Iowa recorded back-to-back wins over 20th-ranked Michigan State and 8th-ranked Illinois.

### **LOFTY POSITION IN BIG TEN RACE**

Iowa held first place in the Big Ten standings from Jan. 28 to Feb. 25. This was the first time Iowa had been in first place in February since 1981-82. Iowa began that season with a 10-1 league record before suffering its second conference loss on Feb. 11. Minnesota (14-4) won the 1982 Big Ten title, while Iowa (12-6) tied for second.

Iowa's 22-8 record is the best regular season for a Hawkeye team under Steve Alford, as the Hawkeyes were 18-9 in 2001. This is Iowa's best record through 30 games since the 1996 Hawkeyes were also 22-8 during the regular season. Feb. 14 is the earliest date Iowa has reached the 20-win plateau since 1987, when win No. 20 took place on Feb. 4.

Iowa's four-game win streak during Big Ten play is its longest in Big Ten regular season games since the Hawkeyes won their first four league games in 1999. Iowa won five straight games against Big Ten teams last season, including the final three regular season games and two in the Big Ten Tournament. Iowa won four straight games against Big Ten teams in 2001 when it won the Big Ten Tournament. Iowa was the only Big Ten team to win all eight league home games.

### **IOWA DEFENSIVE SO FAR**

Iowa's defense has led the way in winning 22 of 30 games. Iowa opponents are averaging just 59.1 points per game, shooting 38.3% from the field and 32.6% from three-point range. Iowa has collected 203 steals and forced 451 turnovers while collecting 149 blocked shots. The Hawkeyes have held 23 opponents under 70 points and 15 opponents have scored 60 points or less. The Hawkeyes won the rebounding battle in 21 games and rank high nationally in scoring defense, field goal defense and fewest fouls per game.

### **IOWA PROGRAM REACHES 1,400 WINS**

The Iowa basketball program reached 1,400 wins (now at 1,418) with a 79-46 victory over Texas-San Antonio on Nov. 26. Iowa is one of 34 NCAA Division I programs with as many as 1,400 wins. Iowa's basketball history includes 72 winning seasons and 24 years in which the Hawkeyes have won 20 or more games. Iowa (with 21) is one of 31 programs to earn more than 20 invitations into the NCAA Tournament.

### **SI.COM LIKES IOWA BACKCOURT**

SI.com, in a vivid online photo gallery, has named Iowa's backcourt of Jeff Horner and Adam Haluska as one of the best, ranking the Hawkeye duo ninth best in the nation.

Haluska averages 14.1 points and 4.6 rebounds per game, while Horner averages 13.1 points, 5.7 assists and four rebounds. Horner is one of 16 finalists for the 2006 Bob Cousy Award.

### **TWO HAWKEYS EARN ACADEMIC HONORS**

Senior forward Greg Brunner and junior guard Adam Haluska have been selected to the CoSIDA/ESPN *The Magazine* academic all-America third team. Both players were named to the District VII academic all-America team earlier this season.

## ***Iowa Adds Three Recruits***

Iowa has signed three student-athletes who will join the men's basketball program for the 2006-07 season.

Players announcing their plans to attend Iowa include Cyrus Tate, Justin Johnson and Jamie Vanderbeken.

Tate is a 6-8, 240-pound forward attending Northeast Community College in Norfolk, NE. Tate is in his first season at Northeast and will have three years of eligibility at Iowa. In three games this season he is averaging 19 points and eight rebounds.

Tate is a native of Homewood, IL. As a prep senior at Homewood-Flossmoor HS he averaged 15 points and nine rebounds per game.

Johnson is a 6-6, 190-pound guard who attends Tyler Community College in Tyler, TX. He averaged 14.5 points as a freshman and will have two years of eligibility at Iowa. Johnson has started this season on a positive note, averaging 22 points, six rebounds, three assists and four blocked shots per game.

Johnson, a native of Tyler who attended John Tyler HS, received pre-season All-America recognition in the October issue of *Basketball Times*. His coach at Tyler is Mike Marquis.

Vanderbeken, 6-10, 235, attends Quinte Secondary School in Belleville, Ontario, Canada. As a prep junior he averaged 25 points, 12 rebounds and five blocked shots per game. He played well this past summer at the Nike All-American Camp and the Las Vegas Main Event.

"We feel this is an excellent start to a good recruiting class," said Alford. "We've added size and athleticism. We hope to finish strong during the spring period. It's a plus that two of these three players will join our program with junior college experience."

Along with the three additions, Iowa plans to redshirt forward Kurt Looby, a 6-10 junior who is in his first year with the Iowa program after attending Tyler Community College. Iowa has five seniors on its 2005-06 roster and two scholarships remaining for next season.

Haluska is a finance and marketing major with a 3.41 grade point average. He has been named to the District team for the second consecutive season. The Carroll, IA native has started all 30 games, scoring double figures in 25 games. He is averaging 14.1 points and 4.6 rebounds, shooting 41.7% from the field and 84.6% from the foul line.

Brunner, a Charles City native, is a communications studies major with a 3.25 GPA. He is a two-time academic all-Big Ten selection and leads the team in both scoring (14.2) and rebounding (9.7) while shooting 45.4% from the field and 71.2% from the free throw line.

### **NABC RECOGNIZED BRUNNER & HALUSKA**

The National Association of Basketball Coaches (NABC) recognized senior Greg Brunner and junior Adam Haluska. Brunner was named to the District 12 first team, while Haluska was a second team selection.

Brunner leads Iowa and the Big Ten Conference with an average of 9.7 rebounds per game. He is scoring 14.2 points and has recorded 11 scoring and rebounding double-doubles.

Haluska is averaging 14.1 points and 4.6 rebounds per game. He had a career-high 29 points at Penn State and has scored in double figures in 25 of 30 games.

Brunner and Haluska were both recently named to the CoSIDA academic all-American third team.

### **HORNER IS COUSY FINALIST**

Senior guard Jeff Horner is one of 16 players named as a finalist for the 2006 Bob Cousy Award. The list of finalists includes 12 Division I players and two each from Division II and III. The winner will be announced at the Final Four in Indianapolis.

Horner, a native of Mason City, IA, has played in all but four games throughout his career, missing four games earlier this season with a knee injury. Horner is averaging 13.1 points, 5.7 assists and four rebounds per game. He has scored over 1,400 career points and has over 500 career assists and 500 rebounds, the only player in Iowa history to surpass those totals.

### **BRUNNER NAMED NAISMITH CANDIDATE**

Senior forward Greg Brunner is one of 30 players named as a mid-season candidate for the Naismith Trophy, presented annually to the Player of the Year. The winner of the award will be named at the Final Four in Indianapolis.

Brunner is averaging 14.2 points and 9.7 rebounds per game. He is Iowa's career rebounding leader and he led the Big Ten in rebounds this season after placing second in the league as a sophomore and junior.

### **HAWKEYES HOT IN WIN OVER MICHIGAN**

In Iowa's 94-66 win over Michigan, the Hawkeyes shot a season-best 65.3% from the field, including 68.4% from three-point range. Iowa started slow, hitting just seven of its first 17 field goal attempts. That changed midway through the first half. Over the final 7:14 of the first half and the first 7:15 of the second half, Iowa connected on 14 straight field goal attempts. Iowa trailed 25-20 when the streak began and led 61-43 when it ended with 12:45 left in the game. Iowa made 13-19 treys in the contest, including eight straight during one stretch.

The 68.4% shooting from three-point range ranks as the sixth best single game effort for Iowa and the best for the Hawkeyes under Steve Alford. The overall field goal percentage is the best for Iowa since shooting 67.5% (27-40) in a win over Air Force early in the 2004-05 season. The 94 points is the most by Iowa during a regular season Big Ten game under Steve Alford.

## ***Iowa in Big Ten Statistics***

Category	All Games		Big Ten	
	Stat	Rank	Stat	Rank
Blocked Shots	5.0	1st	4.4	1st
FG% Defense	.383	1st	.405	1st
Rebounds per Game	38.1	1st	36.3	1st
Scoring Defense	59.1	3rd	62.6	3rd
Scoring Margin	+7.7	3rd	+3.9	3rd
Rebounding Margin	+3.6	4th	+3.1	2nd
FT Percentage	.706	5th	.706	5th
3-PT FG Defense	.326	5th	.348	6th
Steals	6.7	T5th	6.3	6th
Assists	15.0	T7th	14.6	3rd
Turnover Margin	+0.2	8th	-0.9	8th
Scoring Offense	66.8	8th	66.6	5th
Ast./TO Ratio	1.0	8th	1.0	7th
3-Pt. FG Per Game	5.6	9th	5.8	9th
3-Pt. FG Percentage	.330	10th	.346	7th
FG %	.429	11th	.436	7th

### ***INDIVIDUAL STATISTICS***

Category	Player	All Games		Big Ten	
		Stat	Rank	Stat	Rank
Assists	Jeff Horner	5.7	1st	5.1	3rd
Blk. Shots	Erek Hansen	2.6	1st	2.4	1st
	Doug Thomas	0.8	8th	0.5	---
FG Percentage	M. Henderson	.494	---	.549	6th
Free Throw %	Adam Haluska	.846	4th	.863	4th
	Jeff Horner	.735	12th	.651	---
	Greg Brunner	.714	---	.727	13th
Ast./TO Ratio	Jeff Horner	2.0	3rd	1.6	8th
Rebounding	Greg Brunner	9.7	1st	9.6	1st
Scoring	Greg Brunner	14.2	13th	14.4	12th
	Adam Haluska	14.1	14th	14.1	13th
	Jeff Horner	13.1	18th	13.4	15th
	Jeff Horner	2.3	7th	2.6	T2nd
3-pt. FG Per Gm	Adam Haluska	1.9	---	1.8	T14th
	Jeff Horner	1.3	15th	1.0	---
Steals	Greg Brunner	0.9	---	1.3	T11th

### ***IOWA SECURES WINNING SEASON***

Iowa has clinched its sixth consecutive winning season. The current streak ranks as the second longest in the history of Iowa basketball. Iowa's record for consecutive winning seasons is seven, from 1950 through 1956. Pops Harrison, Bucky O'Connor and Rollie Williams all coached the Hawkeyes during those years. Only a 10-10 record in 1949 kept Iowa from 13 consecutive winning seasons (1944-56).

Harrison coached Iowa to five straight winning seasons from 1944-48, Lute Olson coached Iowa to winning seasons from 1979-83, George Raveling and Tom Davis combined to coach Iowa to winning seasons from 1985-89 and Davis coached Iowa to winning seasons from 1995-99. Iowa had five consecutive winning seasons on three occasions, 1979-83, 1985-89 and 1995-99.



# Iowa's Tournament Results

## 1997-98, Chicago, IL (5th seed)

Michigan L 66-77

## 1998-99, Chicago, IL (5th seed)

Wisconsin L 64-77

## 1999-00, Chicago, IL (7th seed)

Minnesota W 81-78

Michigan State L 65-75

## 2000-01, Chicago, IL (6th seed)

Northwestern W 72-55

Ohio State W 75-66

Penn State W 94-74

Indiana W 63-61

## 2001-02, Indianapolis, IN (9th seed)

Purdue W 87-72

Wisconsin W 58-56

Indiana W 62-60

Ohio State L 64-81

## 2002-03, Chicago, IL (9th seed)

Ohio State L 64-66

## 2003-04, Indianapolis, IN (4th seed)

Michigan L 70-79

## 2004-05, Chicago, IL (7th seed)

Purdue W 71-52

Michigan State W 71-69

Wisconsin L 56-59

Iowa is one of four Big Ten teams to post a winning season in each of the last six seasons, joining Illinois, Michigan State and Wisconsin. Iowa advanced to post-season play for the fifth straight season a year ago, returning to the NCAA Tournament.

### **HORNER IS CAREER ASSIST LEADER**

Senior guard Jeff Horner became Iowa's career assist leader in the win over Michigan State, collecting 15 points and six assists against the Spartans. Horner's pass to Erek Hansen for Iowa's first basket of the second half moved Horner past Andre Woolridge (575, 1995-97) on Iowa's career list. His career total now stands at 590.

With seven three-point field goals in Iowa's 77-68 win at Purdue, Horner became Iowa's career leader in made three-pointers. Horner has 251 treys, moving past Chris Kingsbury, who had 226 during his career (1994-96). Horner is also first in three-point attempts (683). Horner made 7-10 treys while scoring a career-high 32 points against the Boilermakers. The seven three-pointers tie as the third best single-game performance in school history. Horner's previous scoring high of 27 points came a year ago vs. Texas in a semi-final win at the Maui Invitational. Horner added 14 points in a home win

over Michigan, 10 points at Northwestern, 17 points in the win at Indiana and 22 points in the home win over Wisconsin.

He was named co-Player of the Week in the Big Ten for his play vs. Purdue and Michigan. The Big Ten honor is the first for Horner this season and the fourth of his career.

### **BRUNNER IS CAREER REBOUND LEADER**

Senior forward Greg Brunner has raised his career rebounding total to 967 to become Iowa's all-time leading rebounder. With 11 rebounds at Northwestern, Brunner moved past Kevin Kunnert (914 rebounds, 1971-73) to take over as Iowa's career leader.

Among the career leaders at each of the Big Ten Conference schools, Brunner joins Michigan State's Greg Kelsner, both listed at 6-7, as the shortest players in the league to lead their school in career rebounds.

Brunner is 10th in career scoring (1,462), ninth field goals (536), eighth in free throw attempts (533) and sixth in blocked shots (100). Brunner has 31 career double-doubles, most among active players in the Big Ten Conference and sixth most ever at Iowa. Brunner has 11 scoring and rebounding double-doubles this season while scoring in double figures in 21 games and collecting 10 or more rebounds in 15 outings. He leads the Big Ten in rebounding (9.7) and is averaging 14.2 points per game.

Brunner established a Carver-Hawkeye Arena record with 23 rebounds in a win over Minnesota. The previous mark of 21 was set by Dwayne Scholten of Washington State on 12/6/86. The previous best in the Arena by an Iowa player was 19 by Ryan Bowen vs. Long Island on 11/29/98.

The 23 rebounds are the most by any player in the Big Ten Conference and the second most in Division I this season. Rashad Jones of Arkansas-Little Rock had 30 rebounds earlier in the year.

The Iowa record for single game rebounds is 30, set by Chuck Darling vs. Wisconsin on 3/3/52. Brunner's 23 rebounds tie as the fourth highest total in school history and it is the most by a Hawkeye player since Kunnert had 23 rebounds vs. Drake on 12/27/72.

### **COMPARING THE STATS**

	<b>Iowa</b>	<b>Michigan</b>	<b>Minnesota</b>
Scoring	66.8	71.9	66.5
Scoring Defense	59.1	66.8	64.7
FG%	.429	.484	.440
FG% Defense	.383	.445	.432
FT%	.706	.763	.668
3-PTFG%	.330	.376	.334
3-PT FG% Defense	.326	.376	.366
Rebound Margin	+3.6	+4.9	+2.5
Assists	15.0	14.9	14.5
TO Margin	+0.2	-1.7	+1.3
Steals Margin	-0.8	+0.1	

## THE MICHIGAN SERIES

Michigan holds an 80-54 advantage in the series that began with a 19-15 Wolverine win in 1912.

Iowa won the only meeting this season, 94-66 in Iowa City on Feb. 4. The teams split last season, with Michigan winning 65-63 Jan. 5 in Iowa City and Iowa winning 74-72 in overtime at Ann Arbor. The Wolverines won two of three meetings in 2004 and Michigan has won nine of the last 15 meetings.

Iowa holds a 34-32 advantage in games played in Iowa City, including a 13-9 advantage in Carver-Hawkeye Arena. Iowa has won four of the last six games in Iowa City and five of the last eight.

The Wolverines hold a 46-20 advantage in games played in Ann Arbor, where Iowa had lost four straight before the win in 2005. Iowa won in Ann Arbor in both 1996 and 1999. Iowa had lost 14 straight games in Ann Arbor before the win in 1996.

Michigan holds a 2-0 advantage in games played at neutral sites, winning 77-66 in the 1998 Big Ten Conference Tournament in Chicago and 79-70 in the 2004 Big Ten Tournament in Indianapolis. The Wolverines went on to win the 1998 tournament.

## BOTH IN HALL OF FAME

Iowa Coach Steve Alford and Michigan Coach Tommy Amaker are both members of the Athletic Halls of Fame at their respective alma maters. Alford attended Indiana, where he is a member of the Hall of Fame and Indiana's all-Century team. Amaker is a member of the Duke University Hall of Fame.

## IOWA, WOLVERINE NOTES

- Iowa and Michigan rank first and second, respectively, in blocked shots, for all games and in Big Ten games only.
- Steve Alford and Tommy Amaker met once as players, with Alford's Indiana team defeating Amaker's Duke team 88-82 in the regional semi-finals of the 1987 NCAA Tournament. Duke had played in the championship game the previous year, while Alford and the Hoosiers went on to win the NCAA title in 1987. Alford had 18 points, five assists and two rebounds in the win over Duke, while Amaker led the Blue Devils with 23 points.
- Iowa Coach Steve Alford was named to the all-Final Four team in 1987 when Indiana won the national title. Michigan Coach Tommy Amaker was named to the all-Final Four team in 1986 when Duke lost to Louisville in the NCAA title game.
- Michigan Assistant Coach Chuck Swenson, in his fifth season with the Wolverines, previously served as a graduate assistant at Indiana. He was an assistant at Duke when Steve Alford and Indiana defeated the Blue Devils in the 1987 tournament. He was an assistant at Duke when the Blue Devils defeated Iowa in 1996 and he was an assistant coach at Penn State from 1996-2001.

## Iowa's Tournament Records

### Individual

<b>Points</b>	30, Reggie Evans vs. Penn State, 3/10/01 30, Dean Oliver vs. Michigan State, 3/10/00 30, Kyle Galloway vs. Minnesota, 3/9/00
<b>FG</b>	11, Dean Oliver vs. Michigan State, 3/10/00
<b>FGA</b>	18, Pierre Pierce vs. Michigan, 3/12/04
<b>3pt. FG</b>	5, Brody Boyd vs. Ohio State, 3/13/03 5, Luke Recker vs. Ohio State, 3/10/02 5, Kyle Galloway vs. Minnesota, 3/9/00
<b>3pt. FGA</b>	<b>11, Jeff Horner vs. Michigan State, 3/11/05</b> 11, Brody Boyd vs. Ohio State, 3/13/03
<b>FT</b>	12, Reggie Evans vs. Penn State, 3/10/01
<b>FTA</b>	17, Reggie Evans vs. Penn State, 3/10/01
<b>Rebounds</b>	18, Reggie Evans vs. Purdue, 3/7/02 18, Reggie Evans vs. Penn State, 3/10/01
<b>Assists</b>	<b>8, Jeff Horner vs. Purdue, 3/10/05</b> <b>8, Jeff Horner vs. Ohio State, 3/13/03</b> 8, Dean Oliver vs. Penn State, 3/10/01
<b>Blocks</b>	<b>4, Greg Brunner vs. Michigan, 3/12/04</b>
<b>Steals</b>	5, Luke Recker vs. Wisconsin, 3/8/02

### Team

<b>Points</b>	94 vs. Penn State, 3/10/01
<b>Pts/Half</b>	53 vs. Ohio State, 3/9/01
<b>FG</b>	31 vs. Purdue, 3/7/02
<b>FGA</b>	62 vs. Michigan, 3/6/98
<b>FG%</b>	.574 (31-54) vs. Purdue, 3/7/02
<b>3pt. FG</b>	9 vs. Purdue, 3/10/05 9 vs. Minnesota, 3/9/00
<b>3pt. FGA</b>	25 vs. Ohio State, 3/10/02
<b>3pt. FG%</b>	.563 (9-16) vs. Minnesota, 3/9/00
<b>FT</b>	36 vs. Penn State, 3/10/01
<b>FTA</b>	48 vs. Penn State, 3/10/01
<b>FT%</b>	.824 (14-17) vs. Michigan, 3/6/98
<b>Rebounds</b>	41 vs. Purdue, 3/7/02
<b>Assists</b>	21 vs. Purdue, 3/10/05
<b>Blocks</b>	7 vs. Michigan, 3/12/04 7 vs. Ohio State, 3/9/01
<b>Steals</b>	13 vs. Wisconsin, 3/8/02

## THE MINNESOTA SERIES

Minnesota holds a 94-85 advantage over Iowa in the series that began with a 47-10 Gopher win in 1902. Iowa won in Iowa City this season in triple overtime (76-72) on Jan. 18, before the Golden Gophers won (74-61) in Minneapolis on Feb. 18, giving the teams a split for the second straight season. Iowa won both meetings in 2004 and the Hawkeyes have won eight of the last 12. The teams met just once in 2002 and 2003, with Minnesota winning both games.

The Gophers hold a 57-32 advantage in games played at Minnesota. Iowa has won two of the last five and three of the last eight meetings in Williams Arena, but the Gophers have won the last two.

Iowa holds a 50-38 advantage in games played in Iowa City and a 16-7 advantage in Carver-Hawkeye Arena. Iowa has won six of the last seven meetings in Iowa City.

The teams met once previously in the Big Ten Tournament, with Iowa winning 81-78 in the 2000 event at the United Center in Chicago.

### ***IOWA, GOPHER NOTES***

- Iowa Coach Steve Alford and Minnesota Coach Dan Monson, who are close friends, are both in their seventh year in the Big Ten Conference. Only MSU Coach Tom Izzo has been in the league longer as a head coach.
- Prior to the 2001-02 season, Iowa and Minnesota had played two basketball games each season since 1971. The teams met only in Iowa City in 2002 and only in Minneapolis in 2003. The 2001 season marked the first time the teams met three times in one season. The third meeting took place in the Big Ten Conference Tournament.
- Iowa's roster includes 10 players from the state of Iowa and the Golden Gopher roster includes 10 players from the state of Minnesota. Iowa has four native Iowans in its starting line-up, while the Gophers start three Minnesota natives.
- The two teams played one common opponent in non-conference action. Iowa defeated Arizona State 62-43 in Iowa City and Minnesota defeated the Sun Devils by an 85-79 (OT) margin in Tempe.
- Minnesota assistant Vic Couch is a native of Davenport, IA and played junior college basketball at Clinton Community College.

### ***HAWKEYE TIDBITS***

- Iowa's field goal percentage of 65.3% (32-49) against Michigan is the second best for an Iowa team in 223 games under Coach Steve Alford. Iowa shot 67.5% (27-40) in a win over Air Force in 2004-05 and 60% (27-45) in a win over Northwestern in 2001-02 in the only other contests in which Iowa has shot at least 60% from the field under Alford.
- Iowa recently shot over 60% from the field in each of three consecutive halves. Iowa shot 64% in the second half of a 77-68 win at Purdue, rallying from a 33-25 halftime deficit. The Hawkeyes then shot 61.5% in the first half against Michigan and 69.6% in the second half of the 94-66 win over the Wolverines. In those 60 minutes, Iowa also made 21-30 (70%) three-point attempts, including 8-11 (72.7%) in the second half at Purdue, 7-9 (77.8%) in the first half vs. Michigan and 60% (6-10) in the second half. Iowa has shot 60% or better from the field in six different halves this season, including 68.8% in the second half of a 73-60 home win over Indiana, 60% in the second half of an 86-41 win over Maryland-Eastern Shore and 62.5% in the second half of a 65-38 home win over Penn State.

- Iowa scored 52 points in the second half of wins over Purdue and Michigan. The 52 points are the most scored by Iowa in a half this season. Iowa trailed 33-25 at halftime at Purdue before using a 52-35 advantage in the second half for the 77-68 win. Iowa held a 42-34 advantage at halftime of the 94-66 win over Michigan. Iowa then scored just 48 total points in a 51-48 loss at Northwestern in its next outing.
- Iowa has posted a 9-4 record vs. ranked teams, which ties Connecticut for the most in the nation. The Hawkeyes defeated 7th-ranked Kentucky (67-63), 21st-ranked North Carolina State (45-42), 6th-ranked Illinois (63-48), 11th-ranked Indiana (73-60), 16th-ranked Ohio State (67-62), 20th-ranked Michigan (94-66), 21st-ranked Indiana (70-67), 16th-ranked Michigan State (66-54) and 25th-ranked Wisconsin (59-44). Iowa has lost to 2nd-ranked Texas (59-68), 24th-ranked Wisconsin (52-66), 11th-ranked Michigan State (55-85) and 8th-ranked Illinois (59-71).
- Iowa's 70-67 win at Indiana marks Iowa's first win on the home floor of a ranked opponent since a 67-63 win at 20th-ranked Tulsa on Dec. 28, 2002.
- Iowa has made nearly as many free throws (438) as its opponents have attempted (446).
- Iowa is 3-0 when scoring 80 points or more, 9-0 when scoring between 70-80 points, 8-1 when scoring between 60-70 points and 2-7 when scoring less than 60 points.
- Iowa is 13-1 when holding its opponent to less than 60 points, 7-3 when holding its opponent between 60-70 points and 2-4 when the opponent scores over 70 points.
- Iowa is 16-1 when collecting more assists than the opponent, 3-7 when the opponent has more assists and 3-0 when assists are equal.
- Iowa is 13-2 when having fewer turnovers than its opponent, 9-5 when the opponent has fewer turnovers and 0-1 when turnovers are even.
- Iowa is 7-1 when collecting more steals than its opponent, 14-7 when the opponent has more steals and 1-0 when steals are equal.
- Iowa has had four players or more score in double figures in nine games, with a season-best five players in wins over Maryland-Eastern Shore and Michigan. Iowa is 2-0 when five players score 10 points or more, 8-0 when four reach double figures, 8-2 with three in double figures and 4-6 when two are in double figures.
- Iowa is 21-4 when leading at halftime, 1-4 when trailing at intermission and 0-0 when tied at halftime. Iowa has trailed at halftime in road games at Iowa State, Michigan State, Purdue, Minnesota and Illinois.
- Iowa is 18-3 when controlling the opening tip and 4-5 when not controlling the tip.
- Iowa is 9-3 in games decided by 10 points or less, 7-2 in games decided by five points or less and 1-1 in overtime.
- Iowa has held seven opponents to 50 points or less and 14 to under 60 points. Only 14 Iowa opponents have shot as well as 40% from the field.

- Iowa has won at least 11 games before the start of Big Ten play four times in seven years under Coach Steve Alford. Along with the 11 wins this season, the Hawkeyes won 12 games prior to Big Ten play last season and 11 games in both 2001 and 2002.
- Under Steve Alford, Iowa is 38-6 when shooting at least 50% from the field, including 5-0 in 2005-06.
- Michigan State (away), Purdue (away) and Minnesota (away) are the only Iowa opponents to shoot 50% or better from the field, and Iowa was 1-2 in those games. Iowa allowed just four opponents to shoot at least 50% from the field last season, and Iowa was 3-1 in those games. Iowa was 0-5 when its opponent shot at least 50% from the field in 2004.

### **OVERCOMING DEFICITS**

The biggest deficit Iowa has overcome to get a victory is 11 points. The Hawkeyes trailed at Purdue by 11 points late in the first half before collecting a 77-68 win. The Purdue game marks the only contest Iowa has overcome a double figure deficit to record a victory.

Three Iowa opponents have overcome nine point deficits to defeat the Hawkeyes. Iowa led by nine points in the first half against Texas before falling 68-58 and the Hawkeyes lost at Northern Iowa (67-63) in overtime after leading by nine points in the first half. Northwestern defeated Iowa 51-48 after the Hawkeyes held a nine point lead in the second half.

### **ASU HELD TO A DOZEN**

Iowa held Arizona State to just 12 first half points in a 62-43 win in Iowa City. That marks the lowest first half total scored by an Iowa opponent in 207 games under Coach Steve Alford. The previous low of 15 points was scored by Northwestern in Iowa's 72-55 win in the first round of the 2001 Big Ten Tournament in Chicago.

Arizona State made 6-23 (26.1%) field goal attempts in the first half, missing three three-point attempts and two free throws.

### **LOW TOTAL FOR A WIN**

The 45 points scored by Iowa in a win over North Carolina State marks the fewest points scored by Iowa since the Hawkeyes scored 49 in a 49-51 loss at Northwestern on March 3, 2004.

The point total is the lowest for Iowa in a winning effort since a 50-49 win at Drake on Nov. 11, 2002. The 45 points are the fewest by an Iowa team in a winning effort in Carver-Hawkeye Arena since a 42-39 win over Northwestern on Jan. 12, 1984. The 45 points match the lowest total scored by Iowa under the direction of Steve Alford, as the Hawkeyes lost a 45-54 contest at Wisconsin on Feb. 23, 2000.

### **HAWKEYES STEAL THE SHOW**

In its season opening win over Maryland-Eastern Shore, Iowa collected 17 steals while forcing 25 turnovers. The 17 steals are the most by a Steve Alford coached Hawkeye team. Iowa had not had as many as 17 steals in a game since collecting 18 steals in an 84-74 win over Penn State on Jan. 27, 1999, a string of 205 games. Tony Freeman, Adam Haluska,

Jeff Horner and Doug Thomas led the way with three steals each, while eight of the 12 Hawkeyes who played collected at least one steal. Iowa added eight steals in the win over Colgate.

Iowa's record for steals in a game is 23. The 25 turnovers are the most by an Iowa opponent since Liberty University was guilty of 24 turnovers on Dec. 22, 2002. Iowa forced 23 turnovers by Texas-San Antonio in a recent 79-46 win and North Carolina State was guilty of 24 turnovers.

### **OVERTIME NOTES**

- With the 76-72 triple overtime win over Minnesota in January, Iowa is now 2-4 all-time in triple overtime games, with three of the six games being played vs. Minnesota.
- Iowa had lost four straight triple overtime games and had not won a triple overtime game since a 112-111 win over Purdue on Feb. 11, 1974.
- Iowa has played just one four overtime game (83-80 win over Cal in 1960-61) and its overall record in all overtime games now stands at 46-50. Iowa lost at Northern Iowa in single overtime earlier this season.
- The win over Minnesota was the first triple overtime game ever in Carver-Hawkeye Arena, where the Hawkeyes began playing home games during the 1983 season. Iowa's most recent triple overtime game in Iowa City was a 57-55 loss to Minnesota on Feb. 27, 1982 in the last Big Ten Conference game played in the Iowa Fieldhouse.

### **BRUNNER & HORNER SEE DOUBLE, AGAIN**

Forward Greg Brunner and guard Jeff Horner both registered double-doubles in Iowa's home win over Minnesota. Brunner collected 17 points and 23 rebounds and Horner had 10 points and 10 rebounds. The Minnesota game marks the fourth time during their careers that Brunner and Horner have posted a double-double in the same game.

Earlier this season, Brunner had 23 points and 11 rebounds in a win over Fairfield, while Horner added 12 points and 10 assists. In an 88-75 win over Western Carolina on 12/18/04, Brunner had 11 points and 11 rebounds and Horner collected 20 points and 10 assists. In an 84-82 double overtime win at Indiana on 2/7/04, Brunner had 23 points and 13 rebounds and Horner had 17 points and 10 rebounds.

### **HORNER HITS 500, AGAIN**

Senior guard Jeff Horner, just the fourth Iowa player ever to total over 500 assists, collected career rebound No. 500 in Iowa's home win over Indiana. Horner is Iowa's career assist leader with 590 and he has 544 career rebounds. Horner ranks 11th in career scoring (1,435). In other career stats, Horner is Iowa's career leader in three-point field goals (251) and three-point attempts (683) and he is seventh in steals (158).

Horner missed four games in December with a partially torn posterior cruciate ligament in his left knee, stopping his consecutive games streak at 102. The injury occurred during Iowa's game at Northern Iowa Dec. 6.

### **HORNER NEAR TRIPLE FIGURES, AGAIN**

Senior guard Jeff Horner is the only player in Iowa basketball history to record over 200 points, 100 rebounds and 100 assists in all four years of a career. Horner is one of two players to accomplish the feat as a freshman. Following is the list of players who have reached these totals in a single season:

<b>Player, year</b>	<b>Points</b>	<b>Rebounds</b>	<b>Assists</b>
Bobby Hansen, 1983	476	166	114
Pierre Pierce, 2004	468	164	107
<b>Jeff Horner, 2005</b>	<b>463</b>	<b>148</b>	<b>180</b>
Kenny Arnold, 1980	444	114	142
Bill Jones, 1988	442	203	101
Andre Woolridge, 1996	419	103	193
<b>Jeff Horner, 2004</b>	<b>377</b>	<b>155</b>	<b>123</b>
Dean Oliver, 1999	357	106	136
<b>Jeff Horner, 2006</b>	<b>340</b>	<b>104</b>	<b>147</b>
<b>Jeff Horner, 2003</b>	<b>255</b>	<b>137</b>	<b>140</b>
Pierre Pierce, 2002	248	114	114
Michael Payne, 1985	220	235	102

### **HALUSKA OVER 1,000 POINTS**

Junior guard Adam Haluska surpassed 1,000 career points with his career-high 29-point performance in a win at Penn State. He has 1,174 points in his career, with 284 of those coming in his freshman season at Iowa State, and joins teammates Jeff Horner and Greg Brunner as 1,000-point scorers.

Haluska hit 6-10 three-pointers at PSU and 5-6 free throws and he had 12 points and four rebounds in a home win over Minnesota, scoring Iowa's first four points in the decisive third overtime. He added 19 points at Michigan State, 20 points and 10 rebounds vs. Indiana (home) and 18 points and seven rebounds vs. Ohio State. The double-double vs. Indiana is the first for Haluska as a Hawkeye. He did record one double-double during his freshman season at Iowa State, collecting 10 points and 11 rebounds in a win over Arkansas-Pine Bluff. He added 11 points in a win at Purdue and 18 points in the home win over Michigan. Against the Wolverines, he hit 5-6 FGs, 4-5 treys and 4-5 free throws, while also collecting five assists. Haluska had 13 points and seven rebounds in the win at Indiana, hitting 3-4 free throws in the final 11 seconds to assure the win, and he added 11 points, five rebounds, three rebounds and two steals in a win over Michigan State. He added 16 points, seven rebounds and three assists in a home win over Wisconsin. In the final two games of the season Haluska also turned in impressive defensive performances against Penn State and Wisconsin.

He has scored in double figures in 25 of 30 games and was named co-Big Ten Player of the Week for his play in wins over Indiana and Ohio State. He is averaging 14.1 points and 4.6 rebounds and he has led Iowa in steals in 11 games.

Haluska has started all 94 games he has played in his career. His consecutive starts streak ranks 10th longest among all Division I players, according to STATS — Chicago.

### **HANSEN CONTRIBUTES AT BOTH ENDS**

Center Ereik Hansen is making key plays on both offense and defense in his senior season. Hansen scored a career-high 20 points in a home win over Minnesota, hitting 7-12 FGs and 6-6 free throws. He connected on two free throws to tie the score at the end of the second half and added two more to force a third overtime. Hansen also had six rebounds and five blocked shots while playing a career-high 38 minutes. Hansen added 11 points (4-5 FGs) and six blocks in Iowa's home win over Indiana and he had six rebounds and five blocks in the win in Bloomington. Hansen had eight points vs. Ohio State, including two free throws to give Iowa the lead for good late in the contest. In the win over Michigan State he contributed 13 points, five rebounds, three blocks and two steals. Hansen scored 15 points in Iowa's most recent win over Penn State, hitting 7-9 field goals.

Hansen matched his career-high with seven blocked shots in a win over Fairfield and he had 14 points at Iowa State. He has collected three blocked shots or more in 15 games. Hansen had seven points, six rebounds and six blocked shots at Penn State, converting a three-point play on offense and a key blocked shot on defense in the final minutes.

Hansen is averaging 6.7 points and 3.8 rebounds, shooting 57.7% from the field for the season and 59.2% in Big Ten play. He leads the Big Ten and ranks 14th nationally with 2.7 blocked shots per game.

### **HENDERSON NUMBERS IMPROVED**

Junior guard Mike Henderson has played a key role in Iowa's success, as he has improved his numbers in several categories from a year ago. Henderson matched his career scoring high with 17 points in the win at Purdue. He sparked an 11-0 scoring run in the second half that led to Iowa's win as he hit 7-10 field goals and added three steals. Henderson led Iowa in a home win over Penn State, collecting 16 points while connecting on 6-7 field goals and 3-4 free throws. He added 11 points and four assists against Michigan, hitting all three of his three-point attempts, and he had 10 points in the win at Indiana. He scored 10 points vs. Arizona State and had 12 points, eight rebounds and four assists vs. Drake. Henderson played a solid defensive game in Iowa's home win over Illinois and also had 10 points and eight rebounds.

Henderson is averaging 7.8 points and 4.1 rebounds per outing, improving his shooting to 49.4%. In Big Ten games only, he ranked sixth in the league in field goal percentage (54.9%). Henderson has scored in double figures in 10 games this year after scoring 10 or more points just three times in his first two seasons.

### **1,000 POINT CLUB ADDS MEMBERS**

Seniors Greg Brunner and Jeff Horner joined Iowa's 1,000 Point Club as juniors a year ago and junior Adam Haluska surpassed 1,000 career points in Iowa's win at Penn State.

Brunner ranks 10th in career scoring with 1,462 points, while Horner is 11th with 1,435. Brunner leads the Big Ten in rebounding after ranking second in each of the past two seasons. He was named second team all-Big Ten last season and earned a gold medal at the World University Games last summer.

Horner is the only Iowa player ever to score over 1,000 points, grab over 500 rebounds (544) and distribute over 500 assists (590). Horner was honorable mention all-Big Ten a year ago.

Haluska has 1,174 career points, with 284 of those coming during his freshman season at Iowa State. He has scored 890 points at Iowa. He is averaging 14.1 points and has scored in double figures in 25 of 30 games.

This is the fifth time Iowa has had three 1,000 point scorers on the same team, but the first time they have all three been native Iowans. It happened in 2005 (Brunner, Horner and Pierre Pierce), 1996 (Jess Settles, Kenyon Murray and Chris Kingsbury), 1989 (Roy Marble, B.J. Armstrong and Ed Horton) and 1988 (Marble, Armstrong and Jeff Moe).

### **SHARING THE HONORS**

Iowa's players have shared the honors. Senior forward Greg Brunner was named the Most Outstanding Player as Iowa opened the season with two wins in the regional rounds of the Guardians Classic. At the Classic finals, where Iowa defeated Kentucky before losing to Texas in the championship game, junior guard Adam Haluska was named to the all-Tournament team after scoring 23 points vs. the Longhorns.

Senior guard Jeff Horner was named MVP of Iowa's Hawkeye Challenge, while Brunner and Haluska were named to the all-tournament team. Horner recorded a scoring and assist (12-10) double-double vs. Fairfield and added 19 points against Valparaiso. Brunner had 23 points and 11 rebounds vs. Fairfield and nine points and 13 rebounds vs. Valparaiso. Haluska, in the two games, had 25 points and 11 rebounds.

Haluska was co-Player of the Week in the Big Ten on Jan. 30 and Horner earned the award Feb. 6.

### **IOWA EARNS KEY NOVEMBER WINS**

Iowa Coach Steve Alford has led five of his Hawkeye teams to key wins over ranked opponents in November. Those victories have included:

- Iowa defeated top-ranked Connecticut 70-68 in the semi-finals of the 1999 Coaches vs. Cancer event in New York's Madison Square Garden in Alford's first game as the Hawkeye head coach. The Huskies were the defending NCAA national champions. The Hawkeyes fell to Stanford in the title game.
- Iowa defeated 12th-ranked Memphis 75-71 in the semi-finals of the 2001 Guardians Classic at Kansas City's Kemper Arena. After losing to fifth-ranked Missouri (77-78) in the finals, the Hawkeyes later that season defeated the Tigers (ranked second at the time) 83-65 in Columbia.
- Iowa defeated 16th-ranked Louisville 70-69 in overtime in the 2003 Wooden Classic in Indianapolis.
- Iowa defeated 11th-ranked Louisville (76-71) and 13th-ranked Texas (82-80) on back-to-back days at the Maui Invitational a year ago. The Hawkeyes fell to North Carolina, the eventual NCAA champion, in the finals.
- After two opening round wins in Iowa City, Iowa defeated seventh-ranked Kentucky 67-63 in the semi-finals of the 2005 Guardians Classic in Kansas City. The Hawkeyes fell to second-ranked Texas in the finals.

- As part of the Big Ten/ACC Challenge, Iowa defeated 21st-ranked North Carolina State 45-42 Nov. 30, 2005 in Carver-Hawkeye Arena, giving the Hawkeyes their second win over a ranked opponent in the first six games of the season.

### **IOWA VS. RANKED TEAMS**

These are Iowa's most recent wins vs. nationally ranked opponents, all taking place this season:

<b>At Home:</b>	<b>59-44 over 25th-ranked Wisconsin, 3/4/06</b> <b>66-54 over 16th-ranked Mich. State, 2/14/06</b> <b>94-66 over 20th-ranked Michigan, 2/04/06</b> <b>67-62 over 16th-ranked Ohio State, 1/28/06</b> <b>73-60 over 11th-ranked Indiana, 1/24/06</b> <b>63-48 over 6th-ranked Illinois, 1/07/06</b> <b>45-42 over 21st-ranked NC State, 11/30/05</b>
<b>On the Road:</b>	<b>70-67 over 21st-ranked Indiana, 2/11/06</b>
<b>Neutral Court:</b>	<b>67-63 over 7th-ranked Kentucky, 11/21/05,</b> <b>in semi-finals of Guardians Classic</b>

### **IOWA VS. RANKED FOES**

Steve Alford has posted a 27-34 record against ranked opponents as Iowa's head coach, including a 9-4 mark in 2005-06. The Hawkeyes defeated seventh-ranked Kentucky (67-63), 21st-ranked North Carolina State (45-42), sixth-ranked Illinois (63-48), 11th-ranked Indiana (73-60), 16th-ranked Ohio State (67-62), 20th-ranked Michigan (94-66), 21st-ranked Indiana (70-67), 16th-ranked Michigan State (66-54) and 25th-ranked Wisconsin (59-44). Iowa dropped a 68-59 decision to second-ranked Texas, fell 66-52 at 24th-ranked Wisconsin, was defeated 85-55 at 11th-ranked Michigan State and lost at eighth-ranked Illinois, 71-59.

Alford's Hawkeye teams are 8-14 when playing teams ranked in the top 10, including wins over top-ranked Connecticut (70-68 in 1999-00), second-ranked Missouri (83-65 in 2001-02), fifth-ranked Ohio State (67-64 in 1999-00), sixth-ranked Illinois (63-48 in 2006), seventh-ranked Kentucky (67-63 in 2005-06), seventh-ranked Illinois (78-62 in 2000-01), eighth-ranked Illinois (68-61 in 2002-03) and 10th-ranked Michigan State (71-69 in 2005).

The 14 losses to top 10 teams have been three times to No. 1 (Duke, 2001-02 and Illinois twice in 2004-05), once to second-ranked (Texas, 2005-06), once to third-ranked (Illinois, 2000-01), twice to fourth-ranked (Michigan State, 1999-00 and 2000-01), twice to fifth-ranked (Tennessee, 2000-01 and Missouri, 2001-02), once to eighth-ranked Illinois, 2005-06), once to ninth-ranked (Kentucky, 2000-01) and three times to 10th-ranked (Michigan State, 2000, Illinois, 2002 and Michigan State, 2005).

In the 61 games against ranked teams, Alford and his Iowa team are 13-9 in home games, 10-11 at neutral sites and 4-14 when playing ranked teams in their home arena.

### SCORING BY HALVES

Iowa has outscored its opponents 969-808 in the first half and 1,010-941 in the second half. Iowa has led at halftime in 25 games and the Hawkeyes have outscored their opponent in the second half in 18 games. The second half scoring was even (20-20) vs. NC State. Iowa and its opponents have both scored 25 points in two overtime games, a single overtime loss at Northern Iowa and a triple overtime win vs. Minnesota.

### LEADING THE TEAM

Following is the number of times a player had led Iowa in scoring, rebounding, assists and steals. If two or more players tied for the team lead, all have been credited for that game:

Player	Scoring	Rebounding	Assists	Steals
Greg Brunner	11	23	1	4
Tony Freeman			2	3
Adam Haluska	13	1		11
Erek Hansen	1	2		2
Mike Henderson	1		4	7
Jeff Horner	8	1	23	9
Carlton Reed				1
Doug Thomas		4		2
Alex Thompson			1	1

### REACHING DOUBLE FIGURES

Following are Iowa's number of double figure games in scoring and rebounding, both for the 2005-06 season and for their career:

	Points		Rebounds	
	'05-06	Career	'05-06	Career
Greg Brunner	21	72	14	36
Tony Freeman	1	1	0	0
Seth Gorney	1	1	0	0
Erek Hansen	6	10	0	0
Adam Haluska	25	67	1	1
Mike Henderson	10	13	0	0
Jeff Horner	20	78	0	3
Carlton Reed	0	1	0	0
Doug Thomas	5	7	1	4
Alex Thompson	1	1	0	0

### IOWA FROM THE FREE THROW LINE

Iowa had made over 80% of its free throws in four games and at least 70% of its free throws in 19 of 30 games, with a season-best 83.3% (20-24) in a win over Fairfield. Iowa has posted a 14-5 record when shooting at least 70% from the free throw line. Following is Iowa's won-loss breakdown based on free throw percentage:

Iowa FT%	W-L	Iowa FT%	W-L
50-60%	3-1	80-90%	4-0
60-70%	5-2	90-100%	0-0
70-80%	10-5		

### HOME, AWAY COMPARISONS

In its 17 home games, Iowa outscored its opponents by a 70.2-52.7 margin, shooting 45.2% from the field while holding its opponent to 34.4% shooting. Iowa holds a 41.1-33.9 rebounding advantage.

In 13 games away from Carver-Hawkeye Arena (two neutral site games), Iowa has been outscored 62.4-67.5. The Hawkeyes are shooting 39.8% from the field while opponents are shooting 43.6%. The opponents also hold a 35.5-34.2 rebounding advantage.

### IOWA'S STATISTICAL COMPARISONS

	All Games	Big Ten	Home Games	Away Games	IA Wins	IA Losses
Record	22-8	11-5	17-0	5-8	22-0	0-8
Pts	66.8	66.6	70.2	62.4	70.3	57.1
Opp. Pts	59.1	62.6	52.7	67.5	55.5	69.2
FG%	.429	.436	.452	.398	.450	.367
FG Def.	.383	.405	.344	.436	.357	.457
3-PT%	.330	.346	.318	.345	.346	.286
3-pt. Def.	.326	.348	.294	.369	.305	.386
FT%	.706	.706	.718	.691	.708	.703
REB	38.1	36.3	41.1	34.2	39.4	34.6
AST	15.0	14.6	16.9	12.5	16.2	11.8
TO	14.8	14.3	15.5	13.9	14.9	14.5
STL	6.8	6.3	7.9	5.2	7.7	4.3
BLK	5.0	4.4	5.4	4.5	5.4	3.8

### STARTING LINE-UPS

Iowa has used two starting line-ups in 2005-06. Following is Iowa's record by line-up, with the most recent starting unit in bold:

<b>Brunner, Hansen, Haluska, Horner, Henderson</b>	<b>19-7</b>
(UMES, Colgate, KY, TX, UTSA, NC State, Fairfield, Valpo, UNI, SLU, WISC, ILL, PSU, MINN, MSU, IND, OSU, PUR, MICH, NW, IND, MSU, MINN, ILL, PSU, WISC)	
Brunner, Hansen, Haluska, Freeman, Henderson	3-1
(ISU, ASU, Drake, RMU)	

### CRUNCH TIME FREE THROWS

Iowa has made 72-101 (71.3%) free throws in the final four minutes and overtime of its 12 games that have been decided by 10 points or less. Iowa's opponents in those games have made 38-53 (71.7%) of their free throw attempts in the final four minutes and overtime periods. Iowa is 9-3 in those games. Following are Iowa's individual attempts:

Erek Hansen	5-5	1.000
Tony Freeman	2-2	1.000
Adam Haluska	14-18	.778
Mike Henderson	9-12	.750
Jeff Horner	24-35	.686
Greg Brunner	17-27	.630
Doug Thomas	1-2	.500
<b>Iowa</b>	<b>72-101</b>	<b>.713</b>
<b>Opponents</b>	<b>38-53</b>	<b>.717</b>

## OFF THE BENCH

The Iowa reserves are averaging 12.4 points and 9.8 rebounds per game, compared to 11.3 points and 8.5 rebounds for the opponent reserves.

Iowa is 11-2 when the reserves outscore the opponent's reserves, 9-5 when the opponent reserves score more points and 2-1 when the reserve scoring is even.

Iowa is 15-4 when the Hawkeye reserves have more rebounds than the opponent reserves, 6-4 when the opponent reserves have more rebounds and 1-0 when the reserve rebounding is even. Following is a game-by-game comparison with opponents:

Opponent	Iowa		Opponent	
	Pts.	Rebs.	Pts.	Rebs.
MD-Eastern Shore	37	26	4	5
Colgate	19	11	8	16
Kentucky (n)	15	10	27	12
Texas (n)	14	9	4	7
TX-San Antonio	25	18	17	12
NC State	3	11	7	7
Fairfield	13	8	8	3
Valparaiso	9	3	12	7
at Northern Iowa	12	8	6	4
at Iowa State	6	12	6	13
Arizona State	13	12	11	11
Drake	19	11	19	8
Robert Morris	21	14	4	3
at Saint Louis	11	7	1	3
at Wisconsin	16	17	21	14
Illinois	6	10	14	8
at Penn State	11	12	16	9
Minnesota	8	5	19	21
at Mich. State	11	12	13	14
Indiana	3	5	14	9
Ohio State	14	9	8	6
at Purdue	5	4	22	10
Michigan	26	12	15	6
at Northwestern	4	7	6	5
at Indiana	9	6	9	4
Mich. State	8	4	1	4
at Minnesota	11	4	15	7
at Illinois	6	4	17	9
Penn State	9	11	7	7
Wisconsin	8	13	9	12
<b>Totals</b>	<b>372</b>	<b>295</b>	<b>340</b>	<b>256</b>
<b>Average</b>	<b>12.4</b>	<b>9.8</b>	<b>11.3</b>	<b>8.5</b>

## IOWA RECORD BY CONFERENCE

During non-conference action Iowa played one team from the Atlantic Coast Conference, Atlantic 10, Metro Atlantic, Mid-Continent, Northeast, Pac-10, Patriot League, Southeastern and Southland, along with two teams from the Big 12 and Missouri Valley and one independent. Following is a breakdown of Iowa's record by conference:

Atlantic Coast	1-0	Missouri Valley	1-1
Atlantic 10	1-0	Northeast	1-0
Big 12	0-2	Pac-10	1-0
Independents	1-0	Patriot League	1-0
Metro Atlantic	1-0	Southeastern	1-0
Mid-Continent	1-0	Southland	1-0

## IOWA WINS OWN CHALLENGE

Iowa won its own Hawkeye Challenge in early December with victories over Fairfield (75-59) and Valparaiso (72-59). The Hawkeyes have won their own tournament 23 times in the 24-year history of the event. Seniors Greg Brunner and Jeff Horner, along with junior Adam Haluska, were named to the all-tournament team, with Horner earned the Most Valuable Player award.

## IOWA SECOND IN GUARDIANS CLASSIC

Iowa made its second appearance in the Guardians Classic and was runner-up for the second time in five seasons. This season the Hawkeyes defeated Maryland-Eastern Shore, Colgate and Kentucky before falling to Texas in the title game. Junior Adam Haluska was named to the all-tournament team in Kansas City, while senior Greg Brunner was named the Outstanding Player in the Iowa City regional portion of the event.

## 2006 CAPTAINS

Iowa's captains are seniors Greg Brunner and Jeff Horner. Brunner, a native of Charles City, has started 111-123 games in his career and ranks among Iowa's career leaders in scoring, rebounds, free throw attempts and blocked shots. He earned second team all-Big Ten honors in 2005. Brunner leads the Big Ten in rebounding after placing second in each of the past two seasons.

Horner, a Mason City native, has started 118 of 119 games in his career, missing four games in December due to an injury. He has led the team in assists in each of the last three seasons and ranks among Iowa's career leaders in scoring, assists, three-point field goals, three-point attempts and steals.

## IOWA IN TOURNAMENT PLAY

Iowa has fared well while taking part in regular-season tournaments over the past 24 years. In that time Iowa has won the Great Alaska Shootout (1986-87), the Cal-Irvine Anteater Classic (1986-87), the Maui Classic (1987-88), the San Juan Thanksgiving Shootout (1992-93), the San Juan Christmas Shootout (1997-98), the Big Ten Conference Tournament in 2001 and its own invitational 23 times.

In addition, Iowa was runner-up in the 1985-86 Far West Classic, the 1987-88 All-College Tournament, the 1988-89 Chaminade Classic, the 1991-92 Tampa Tribune Holiday Invitational, the 1994-95 Rainbow Classic, the 1995-96 Great Alaska Shootout, the 1999-00 Coaches vs. Cancer Classic, the 2001-02 Guardians Classic, the 2002 Big Ten Conference Tournament, the 2004 Maui Invitational and the 2005 Guardians Classic.

## IOWA IN THE NCAA TOURNAMENT

Iowa made its 21st appearance in the NCAA Tournament in 2005, falling to Cincinnati in the opening round at the RCA Dome in Indianapolis. Iowa earned the bid after posting a 21-win season, including wins over Purdue and 10th-ranked Michigan State in the 2005 Big Ten Tournament.



The Hawkeyes hold an overall record of 27-23 in the tournament, advancing to the Final Four in 1955 (fourth), 1956 (second) and 1980 (fourth). Iowa had advanced to at least the second round in its last 10 tournament appearances before last season. Iowa reached the regional championship in 1987 and lost in the regional semi-final in 1988 and 1999.

### **IOWA ON THE TUBE**

Every Iowa game throughout the 2005-06 has been televised. Iowa appeared on national cable television (ESPN and ESPN2) 10 times during the regular season. Hawkeye games not selected for national coverage have been televised regionally by ESPN Plus, while several conference games have been televised throughout the Big Ten Conference viewing area as part of the Big Ten regional network agreement with ESPN Plus.

### **ANOTHER STRONG SCHEDULE**

Iowa's non-conference schedule saw the Hawkeyes meeting teams from nearly every major conference in the nation. The Hawkeyes participated in the Guardians Classic to begin the season, advancing to the championship game, defeating seventh-ranked Kentucky before falling to second-ranked Texas.

Iowa's non-conference home schedule was highlighted by games vs. Arizona State of the Pac 10 Conference and North Carolina State of the Atlantic Coast Conference. Iowa also hosted Fairfield, Tulane and Valparaiso in the Hawkeye Challenge and Maryland-Eastern Shore, Colgate and Utah Valley State in the first round of the Guardians Classic. Additional non-conference home games were against Drake and Robert Morris. The schedule included non-conference road games at Northern Iowa, Iowa State and Saint Louis.

Iowa's schedule includes 16 games against teams that advanced to post-season in 2005, including 14 games against teams that were in the NCAA Tournament. That includes two games against Illinois (NCAA), Indiana (NIT), Michigan State (NCAA), Minnesota (NCAA), and Wisconsin (NCAA), single games vs. Arizona State (NIT), Iowa State (NCAA), North Carolina State (NCAA), Northern Iowa (NCAA), Kentucky (NCAA) and Texas (NCAA).

### **NO THREE-POINTERS**

Since the three-point shot became part of the college game, Iowa has played 14 games in which it has failed to make a three-point attempt. Iowa had made at least one three-point basket in 53 straight games before missing all five attempts in a 71-61 home win over Purdue in 2004. The five three-point attempts are the fewest attempted by a Steve Alford team at Iowa. Iowa's current streak includes at least one three-point basket in 83 straight games.

Following is a list of games in which Iowa did not make a three-point basket (11-3 record). During the 1982-83 season, when the three-point shot was first added, the number of three-point attempts in some games is unavailable.

Date	Opponent	3-pt.	Result
1/7/04	Purdue	0-5	W, 71-61
2/13/02	Penn State	0-9	L, 65-71
12/8/92	Northern Iowa	0-5	W, 64-44
12/6/91	Army	0-8	W, 74-39
12/12/88	Jackson State	0-3	W, 86-71
12/19/87	Iowa State	0-7	L, 100-102
2/10/83	Purdue	0-1	W, 55-46
12/29/82	Seton Hall	0	W, 85-63
12/28/82	James Madison	0	W, 55-47
12/18/82	UCLA	0	L, 66-75
12/11/82	Southern Cal	0	W, 66-55
12/8/82	Marquette	0	W, 87-66
12/3/82	Navy	0	W, 76-65
11/27/82	Brigham Young	0	W, 91-80

### **IOWA INFORMATION ON THE WEB**

Iowa basketball information is available on the University of Iowa's web site, [hawkeyesports.com](http://hawkeyesports.com). Once you have entered the web site, you may obtain game notes, game stories and box scores from all games throughout the season, plus team and individual cumulative stats and a pdf version of Iowa's History and Record book.

Members of the media who wish to have this information forwarded via e-mail throughout the season may do so by contacting the Iowa Sports Information office with your e-mail address.

### **Iowa's Career Scoring Leaders**

Rank	Player	GP	FG-FGA	FG%	FT-FTA	FT%	Reb	Avg.	Pts.	Avg
1.	Roy Marble (1986-89)	134	787-1459	.539	516-707	.729	668	4.9	2,116	15.8
2.	Acie Earl (1990-93)	116	642-1265	.508	493-725	.680	811	6.9	1,779	15.3
3.	Greg Stokes (1982-85)	120	705-1294	.545	358-554	.646	807	6.7	1,768	14.7
4.	B.J. Armstrong (1986-89)	130	583-1185	.492	403-485	.831	258	1.9	1,705	13.1
5.	Ronnie Lester (1977-80)	99	622-1321	.471	431-557	.774	226	2.3	1,675	16.9
6.	Jess Settles (1994-97, '99)	116	581-1186	.490	336-429	.783	747	6.4	1,611	13.9
7.	Dean Oliver (1998-01)	126	466-1212	.384	468-621	.751	369	2.9	1,561	12.4
8.	Andre Woolridge (1995-97)	97	519-1112	.467	383-510	.751	272	2.8	1,525	15.7
9.	Don Nelson (1960-62)	72	530-1045	.507	462-687	.672	784	10.9	1,522	21.2
<b>10.</b>	<b>Greg Brunner (2003-pr)</b>	<b>123</b>	<b>536-1063</b>	<b>.504</b>	<b>348-533</b>	<b>.653</b>	<b>967</b>	<b>7.9</b>	<b>1,462</b>	<b>11.9</b>
<b>11.</b>	<b>Jeff Horner (2003-pr)</b>	<b>119</b>	<b>435-1119</b>	<b>.389</b>	<b>314-397</b>	<b>.791</b>	<b>544</b>	<b>4.6</b>	<b>1,435</b>	<b>12.1</b>
12.	Ed Horton (1986-89)	131	560-1086	.516	251-450	.558	876	6.7	1,372	10.5

## Big Ten Tournament Records Held by Iowa

### Individual - - Game

<b>Free Throws</b>	12, Reggie Evans vs. Penn State, 3/10/01 (tie)
<b>FT Attempts</b>	17, Reggie Evans vs. Penn State, 3/10/01
<b>FT Percentage</b>	100% (11-11), Kyle Galloway vs. Minn., 3/9/00
<b>Rebounds</b>	18, Reggie Evans vs. Purdue, 3/7/02 18, Reggie Evans vs. Penn State, 3/10/01

### Individual - - Tournament

<b>Total Points</b>	91, Luke Recker, 2002 (four games)
<b>Field Goals</b>	30, Luke Recker, 2002 (four games)
<b>Total Rebounds</b>	51, Reggie Evans, 2001 (four games)
<b>FT Attempts</b>	35, Dean Oliver, 2001 (four games)
<b>FT Percentage</b>	100% (11-11), Kyle Galloway, 2000

### Individual - - Career

<b>Total Rebounds</b>	95, Reggie Evans, 2001-02 (eight games)
-----------------------	---

### Team - - Game

<b>Free Throws</b>	36 vs. Penn State, 3/10/01
<b>FT Attempts</b>	48 vs. Penn State, 3/10/01
<b>Points</b>	94 vs. Penn State, 3/10/01 (tie)

### Team - - Tournament

<b>Points</b>	304, 2001 (four games)
<b>Free Throws</b>	106, 2001 (four games)
<b>FT Attempts</b>	152, 2001 (four games)
<b>Total Rebounds</b>	162, 2001 (four games)

### Team - - All Games

<b>Winning Streak</b>	7 games, 2001 and 2002 (tie)
-----------------------	------------------------------

## Big Ten Tournament Record - - By Team

Team	W	L	Pct.	1st	2nd
Illinois	16	6	.727	2	3
Iowa	10	7	.588	1	1
Michigan State	8	6	.571	2	0
Wisconsin	9	7	.563	1	1
Ohio State	8	7	.533	1	1
Indiana	7	8	.467	0	1
Penn State	4	8	.333	0	0
Minnesota#	3	6	.333	0	0
Purdue	3	8	.273	0	1
Northwestern	3	8	.273	0	0
Michigan*	2	6	.250	0	0

## All-Time Record - - By Seed

Seed	2005	2004	2003	2002	2001	2000	1999	1998	Total
#1	3-0	2-1	0-1	0-1	1-1	0-1	3-0	0-1	9-6
#2	0-1	3-0	3-0	3-0	0-1	3-0	1-1	1-1	14-4
#3	2-1	1-1	0-1	1-1	0-1	0-1	0-1	2-1	6-8
#4	0-1	0-1	0-1	1-1	2-1	2-1	1-1	0-0*	6-7
#5	1-1	1-1	1-1	0-1	0-1	0-1	0-1	0-1	3-8
#6	1-1	1-1	2-1	1-1	4-0	2-1	0-0#	1-1	12-5
#7	2-1	0-1	0-1	0-1	2-1	1-1	0-1	0-1	5-8
#8	1-1	1-1	3-1	0-1	1-1	0-1	1-1	0-0#	7-7
#9	0-1	0-1	0-1	3-1	0-1	2-1	0-1	0-1	5-8
#10	0-1	1-1	1-1	1-1	0-1	0-1	0-0*	1-1	4-7
#11	0-1	0-1	0-1	0-1	0-1	0-1	3-1	0-1	3-8

## All-Time Coaches Record in the Tournament

Coach, School	W	L	Pct.
<b>Bruce Weber, Illinois</b>	<b>5</b>	<b>1</b>	<b>.833</b>
Bill Self, Illinois	5	2	.714
<b>Steve Alford, Iowa</b>	<b>10</b>	<b>5</b>	<b>.667</b>
Lon Kruger, Illinois	6	3	.667
<b>Bo Ryan, Wisconsin</b>	<b>5</b>	<b>3</b>	<b>.625</b>
<b>Tom Izzo, Michigan State</b>	<b>8</b>	<b>6</b>	<b>.571</b>
Dick Bennett, Wisconsin	4	3	.571
<b>Mike Davis, Indiana</b>	<b>6</b>	<b>5</b>	<b>.545</b>
Jim O'Brien, Ohio State	7	6	.538
<b>Thad Matta, Ohio State</b>	<b>1</b>	<b>1</b>	<b>.500</b>
Jerry Dunn, Penn State	4	6	.400
<b>Bill Carmody, Northwestern</b>	<b>3</b>	<b>5</b>	<b>.375</b>
<b>Tommy Amaker, Michigan</b>	<b>2</b>	<b>4</b>	<b>.333</b>
<b>Dan Monson, Minnesota</b>	<b>3</b>	<b>6</b>	<b>.333</b>
Gene Keady, Purdue	3	8	.273
Bob Knight, Indiana	1	3	.250
Kevin O'Neil, Northwestern	1	3	.250
Brad Soderberg, Wisconsin	0	1	.000
<b>Matt Painter, Purdue</b>	<b>0</b>	<b>0</b>	<b>.000</b>
<b>Ed DeChillis, Penn State</b>	<b>0</b>	<b>2</b>	<b>.000</b>
Tom Davis, Iowa	0	2	.000
Brian Ellerbe, Michigan*	0	2	.000

**Note:** Current coaches in boldface

\* - - Due to NCAA sanctions, Michigan has vacated the records from the 1992 Final Four, the 1992-93, 1995-96, 1996-97, 1997-98 and 1998-99 seasons. The asterisk also denotes records, awards and other honors that have been vacated due to NCAA and U-M sanctions.

# - - 1998 and 1999 appearances voided; record adjusted by NCAA Committee on Infractions.

# Current Hawkeyes Among Iowa's Career Leaders

## Three-pt. Field Goals, Season

1.	117	Chris Kingsbury, 1995
2.	92	Luke Recker, 2002
3.	<b>86</b>	<b>Jeff Horner, 2005</b>
4.	74	Kent McCausland, 1998
5.	71	Jeff Moe, 1988
6.	70	Kent McCausland, 1997
7.	<b>65</b>	<b>Jeff Horner, 2004</b>
	65	Dean Oliver, 2001
	65	Chris Kingsbury, 1996
10.	62	B.J. Armstrong, 1988
	<b>59</b>	<b>Jeff Horner, 2006</b>
	<b>56</b>	<b>Adam Haluska, 2006</b>

## Three-pt. FG Attempts, Season

1.	297	Chris Kingsbury, 1995
2.	223	Luke Recker, 2002
3.	<b>211</b>	<b>Jeff Horner, 2005</b>
	211	Chris Kingsbury, 1996
5.	179	Dean Oliver, 2001
6.	178	Brody Boyd, 2003
	178	Jeff Moe, 1988
8.	<b>171</b>	<b>Jeff Horner, 2006</b>
9.	<b>165</b>	<b>Adam Haluska, 2006</b>
10.	161	Kent McCausland, 1998

## Three-pt. Field Goals, Career

1.	<b>251</b>	<b>Jeff Horner, 2003-pr.</b>
2.	226	Chris Kingsbury, 1994-96
3.	214	Kent McCausland, 1996-99
4.	193	Brody Boyd, 2001-04
5.	161	Dean Oliver, 1998-01
6.	139	Luke Recker, 2001-02
7.	136	B.J. Armstrong, 1986-89
8.	131	Jeff Moe, 1985-88
9.	121	Jim Bartels, 1991-95
10.	<b>114</b>	<b>Adam Haluska, 2005-pr.</b>

## Three-pt. Field Goal Attempts, Career

1.	<b>683</b>	<b>Jeff Horner, 2003-pr.</b>
2.	645	Chris Kingsbury, 1994-96
3.	544	Brody Boyd, 2001-04
4.	472	Kent McCausland, 1996-99
5.	465	Dean Oliver, 1998-01
6.	374	James Moses, 1989-92
7.	332	Luke Recker, 2001-02
8.	324	Jim Bartels, 1991-95
9.	321	Jess Settles, 1994-99
10.	<b>314</b>	<b>Adam Haluska, 2005-pr.</b>
	314	Jeff Moe, 1985-88

## Assists, Season

1.	193	Andre Woolridge (6.0 avg.), 1996
2.	192	Andre Woolridge (6.0 avg.), 1997
3.	191	Cal Wulfsberg (6.6 avg.), 1976
4.	190	Andre Woolridge (5.8 avg.), 1995
5.	<b>180</b>	<b>Jeff Horner (5.5 avg.), 2005</b>
6.	173	B.J. Armstrong (5.4 avg.), 1989
7.	168	Dean Oliver (5.3 avg.), 2001
8.	163	Ronnie Lester (6.0 avg.), 1978
9.	155	B.J. Armstrong (4.6 avg.), 1988
10.	148	B.J. Armstrong (4.2 avg.), 1987
	<b>147</b>	<b>Jeff Horner (5.7 avg.), 2006</b>

## Assists, Career

1.	<b>590</b>	<b>Jeff Horner (5.0 avg.), 2003-pr.</b>
2.	575	Andre Woolridge (5.9 avg.), 1995-97
3.	561	Dean Oliver (4.5 avg.), 1998-01
4.	517	B.J. Armstrong (4.0 avg.), 1986-89
5.	480	Ronnie Lester (4.8 avg.), 1977-80
6.	358	Mon'ter Glasper (2.9 avg.), 1993-96
7.	352	Kenny Arnold (3.2 avg.), 1979-82
8.	389	Andre Banks (2.9 avg.), 1983-86
9.	335	Kevin Boyle (2.8 avg.), 1979-82
10.	325	Steve Carfino (2.8 avg.), 1981-84

## Single-Season Blocked Shots

1.	121	Acie Earl (4.0 avg.), 1992
2.	106	Acie Earl (3.3 avg.), 1991
3.	88	Acie Earl (2.8 avg.), 1993
4.	<b>83</b>	<b>Erek Hansen (2.6), 2005</b>
5.	<b>79</b>	<b>Erek Hansen (2.6 avg.), 2006</b>
	79	Greg Stokes (2.5 avg.), 1983
7.	62	Greg Stokes (1.9 avg.), 1985
8.	58	Greg Stokes (2.1 avg.), 1984
9.	52	Michael Payne (1.7 avg.), 1983
10.	50	Acie Earl (1.8 avg.), 1990

## Career Blocked Shots

1.	365	Acie Earl (3.1 avg.), 1990-93
2.	229	Greg Stokes (1.9 avg.), 1982-85
3.	<b>202</b>	<b>Erek Hansen (2.3 avg.), 2004-pr.</b>
4.	124	Ryan Bowen (1.0 avg.), 1995-98
5.	120	Michael Payne (1.0 avg.), 1982-85
6.	<b>100</b>	<b>Greg Brunner (0.9 avg.), 2003-pr.</b>
7.	92	Glen Worley (0.7 avg.), 2001-04
	92	J.R. Koch (0.7 avg.), 1996-99
9.	90	Jared Reiner (0.8 avg.), 2001-04
10.	84	Guy Rucker (0.9 avg.), 1997-99

## Career Rebounds


1.	<b>967</b>	<b>Greg Brunner (7.9 avg.), 2003-present</b>
2.	914	Kevin Kunnert (12.7 avg.), 1971-73
3.	877	Ed Horton (6.6 avg.), 1986-89
4.	857	Michael Payne (7.3 avg.), 1982-85
5.	852	Bruce King (10.7 avg.), 1975-77
6.	811	Acie Earl (7.0 avg.), 1990-93
7.	807	Greg Stokes (6.7 avg.), 1982-85
8.	804	Ryan Bowen (6.7 avg.), 1995-98
9.	794	Reggie Evans (11.5 avg.), 2001-02
10.	784	Don Nelson (10.9 avg.), 1960-62

## Steals

1.	208	Ryan Bowen (1.7 avg.), 1995-98
2.	205	Dean Oliver (1.6 avg.), 1998-01
3.	200	Kenyon Murray (1.6 avg.), 1993-96
4.	183	Roy Marble (1.4 avg.), 1986-89
5.	182	Steve Carfino (1.6 avg.), 1981-84
6.	178	B.J. Armstrong (1.4 avg.), 1986-89
7.	<b>158</b>	<b>Jeff Horner (1.3 avg.), 2003-present</b>
8.	155	Jim Bartels (1.6 avg.), 1991-95
9.	154	Mon'ter Glasper (1.3 avg.), 1993-96
10.	144	Jess Settles (1.4 avg.), 1994-99

*Greg Brunner*

**44 - - Greg Brunner**  
**Forward**  
**6-7, 245, Senior**  
**Charles City, IA**  
**Charles City HS**



- Named to CoSIDA academic all-America third team
- One of 30 mid-season candidates for the Naismith Trophy
- Named to NABC District 12 all-District first team
- Iowa's all-team leading rebounder (967), sixth in blocked shots (100), eighth in FT attempts (533) and 10th in scoring (1,462)
- Seven points, five rebounds and three steals in win over Wisconsin
- Eight points and 10 rebounds in win over Penn State
- Game-high 27 points and seven rebounds at Illinois
- 17 points and seven rebounds at Minnesota
- 15 points, 10 rebounds and three assists in win over Michigan State for 11th double-double of the year
- 19 points (8-12 FGs), eight rebounds and career-high five steals at Indiana
- Team highs with 13 points and 11 rebounds at Northwestern
- 17 points and nine rebounds in win over Michigan
- 10 points (8-10 FT's) and seven rebounds in win at Purdue
- Named to all-tournament team in Hawkeye Challenge
- 17 points and game-high nine rebounds in win over Ohio State
- 17 points and eight rebounds in win over Indiana

- 17 points and 11 rebounds at Michigan State
- Carver-Hawkeye Arena record with career-high 23 rebounds in win over Minnesota while also adding 17 points
- 13 points and six rebounds in win at Penn State
- Eight points and game-high 12 rebounds in win over Illinois
- Eight points, 10 rebounds and three assists at Wisconsin
- 15 points and team-high 10 rebounds vs. Robert Morris
- Team-highs with 17 points and 12 rebounds in win over Drake
- 12 points and 15 rebounds in win over Arizona State
- 11 points and 12 rebounds at Iowa State
- 26 points and 10 rebounds at Northern Iowa
- Nine points and team-high 13 rebounds in win over Valparaiso
- Team-highs with 23 points and 11 rebounds vs. Fairfield
- 14 points and six rebounds in win over Texas-San Antonio
- 17 points and 12 rebounds in win over Kentucky
- Named Guardians Classic Iowa City Regional MVP
- Team-highs of 16 points and eight rebounds vs. Colgate
- 16 points and seven rebounds in win over MD-Eastern Shore

**Career Bests**

- Points:** 28 vs. Northwestern, 1/26/05  
**Rebounds:** 23 vs. Minnesota, 1/18/06  
**FGM:** 12 at Wisconsin, 2/9/05  
**FGA:** 22 at Northern Iowa, 12/06/05  
**FTM:** 9, three times, last at Illinois, 2/25/06  
**FTA:** 15 at Michigan, 3/5/05  
**Assists:** 5, twice, last vs. W. Carolina, 12/18/04  
**Steals:** 5 at Indiana, 2/11/06  
**Blocks:** 4 vs. Michigan, 3/12/04  
**Minutes:** 50 vs. Minnesota, 1/18/06

**Big Ten Tournament Statistics**

YEAR	Min.	FG-A	PCT	3-PT	PCT	FT-A	PCT	O-D-RB	AVG	PF-DI	AS	TO	BK	ST	PTS	AVG
OSU, '03	25	4-5	.800	0-1	.000	2-3	.667	1-1-2	2.0	2-0	1	2	1	0	10	10.0
Mich., '04	38	4-8	.500	1-3	.333	1-7	.143	2-9-11	11.0	4-0	2	2	4	2	10	10.0
PUR, '05	26	3-8	.375	1-2	.500	2-3	.667	5-4-9	9.0	2-0	2	3	0	0	9	9.0
MSU, '05	34	6-11	.545	0-0	.000	5-9	.556	1-6-7	7.0	4-0	1	4	2	1	17	17.0
WIS, '05	36	7-12	.583	0-1	.000	4-5	.800	2-5-7	7.0	1-0	1	3	2	0	18	18.0
<b>Totals</b>	<b>159/31.8</b>	<b>24-44</b>	<b>.545</b>	<b>2-7</b>	<b>.286</b>	<b>14-27</b>	<b>.519</b>	<b>11-25-36</b>	<b>7.2</b>	<b>13-0</b>	<b>7</b>	<b>14</b>	<b>9</b>	<b>3</b>	<b>64</b>	<b>12.8</b>

## Brunner's 2005-06 Game-By-Game Statistics

Opponent	Min.	FG-FGA	PCT	3-PT.	PCT	FT-FTA	PCT	REB	PF	A	TO	BLK	ST	PTS
Maryland-Eastern Shore	25	6-11	.545	0-1	.000	4-5	.800	7	0	2	2	1	1	16
Colgate	32	6-10	.600	1-2	.500	3-4	.750	8	3	2	2	1	1	16
vs. Kentucky	33	6-12	.500	1-2	.500	4-7	.571	12	4	2	4	1	1	17
vs. Texas	29	2-10	.200	0-1	.000	2-5	.400	8	3	1	2	0	0	6
Texas-San Antonio	25	3-5	.600	0-0	.000	8-10	.800	6	3	3	2	0	1	14
North Carolina State	30	4-14	.286	1-2	.500	0-0	.000	6	3	3	2	0	2	9
Fairfield	32	8-8	1.000	0-0	.000	7-8	.875	11	1	2	2	2	0	23
Valparaiso	33	3-11	.273	1-2	.500	2-2	1.000	13	1	1	6	0	0	9
at Northern Iowa	39	10-22	.455	3-5	.600	3-4	.750	10	2	2	1	0	0	26
at Iowa State	32	2-8	.250	0-0	.000	7-8	.875	12	4	1	2	0	2	11
Arizona State	31	5-10	.500	0-1	.000	2-7	.286	15	2	2	3	0	0	12
Drake University	33	6-13	.462	1-2	.500	4-7	.571	12	2	0	4	0	1	17
Robert Morris	28	6-10	.600	0-1	.000	3-4	.750	10	2	2	1	1	0	15
at Saint Louis	31	3-9	.333	0-1	.000	0-0	.000	8	2	2	4	0	1	6
at Wisconsin	28	2-8	.250	0-0	.000	4-6	.667	10	3	3	1	0	0	8
Illinois	31	3-11	.273	0-0	.000	2-4	.500	12	4	1	1	0	1	8
at Penn State	24	4-7	.571	0-0	.000	5-7	.714	6	3	1	2	0	0	13
Minnesota	50	6-17	.353	0-4	.000	5-9	.556	23	2	2	5	1	1	17
at Michigan State	30	6-13	.462	0-1	.000	5-7	.714	11	3	2	3	1	2	17
Indiana	38	8-11	.727	1-1	1.000	0-1	.000	8	2	2	3	0	2	17
Ohio State	32	6-15	.400	0-1	.000	5-6	.833	9	3	3	1	1	0	17
at Purdue	32	1-6	.167	0-1	.000	8-10	.800	7	3	0	2	0	2	10
Michigan	27	5-7	.714	0-0	.000	7-9	.778	9	4	3	3	0	2	17
at Northwestern	34	2-11	.182	0-1	.000	9-10	.900	11	2	2	3	1	0	13
at Indiana	33	8-12	.667	1-2	.500	2-4	.500	8	1	1	2	1	5	19
Michigan State	34	6-14	.429	1-3	.333	2-3	.667	10	2	3	3	0	1	15
at Minnesota	36	5-10	.500	1-2	.500	6-7	.857	7	4	2	2	1	0	17
at Illinois	32	9-15	.600	0-0	.000	9-10	.900	7	2	2	0	1	0	27
Penn State	32	3-5	.600	0-0	.000	2-4	.500	10	1	2	2	3	2	8
Wisconsin	30	3-9	.333	0-1	.000	1-2	.500	5	3	0	3	0	3	7
<b>Totals = 30 Games</b>	<b>29.2</b>	<b>147-324</b>	<b>.454</b>	<b>12-37</b>	<b>.324</b>	<b>121-170</b>	<b>.712</b>	<b>291</b>	<b>74</b>	<b>54</b>	<b>73</b>	<b>16</b>	<b>31</b>	<b>427</b>

## Career Statistics

YEAR	G/GS	FG-A	PCT	3-PT	PCT	FT-A	PCT	O-D-RB	AVG	PF-DI	AS	TO	BK	ST	PTS	AVG
Fresh.	31/23	91-173	.526	7-32	.219	45-77	.584	55-107-162	5.2	78-2	46	52	20	23	234	7.5
Soph.	29/26	123-224	.549	6-17	.353	64-115	.557	80-159-239	8.2	81-3	44	54	32	20	316	10.9
Jun.	33/32	175-342	.512	17-48	.354	118-171	.690	90-185-275	8.3	100-5	62	80	32	38	485	14.7
Sen.	30/30	147-324	.454	12-37	.324	121-170	.712	92-199-291	9.7	74-0	54	73	16	31	427	14.2
<b>Career</b>	<b>123/111</b>	<b>536-1,063</b>	<b>.504</b>	<b>42-134</b>	<b>.313</b>	<b>348-533</b>	<b>.653</b>	<b>317-650-967</b>	<b>7.9</b>	<b>333-10 206</b>	<b>259</b>	<b>100</b>	<b>112</b>	<b>1,462</b>	<b>11.9</b>	

---

*Tony Freeman*

---

**11 - - Tony Freeman**  
**Guard**  
**6-1, 185, Freshman**  
**Maywood, IL**  
**St. Joseph's HS**



- Missed first career game against Ohio State due to injury
- Five points in win over Penn State
- Three points and three assists at Minnesota
- Five points and two steals in win at Indiana
- Four points at Northwestern
- Career high 10 points and four assists in win over Michigan
- Three points and two rebounds at Michigan State
- Three points in win at Penn State
- Three points, two rebounds and two assists at Wisconsin
- Seven points, four rebounds, four assists and two steals in win over Robert Morris
- Six points in win over Drake
- Six points and career-high seven assists in win over Arizona State

- Eight points and three steals in first career start at Iowa State
- Eight points and three rebounds at Northern Iowa
- Five points in win over Valparaiso
- Eight points in win over Fairfield
- Four assists and three rebounds in win over Texas-San Antonio
- Three assists vs. Texas
- Five points and two rebounds in win over Kentucky
- Seven points, five rebounds, six assists and three steals in win over Maryland-Eastern Shore

**Career Bests**

<b>Points:</b>	10 vs. Michigan, 2/4/06
<b>Rebounds:</b>	5 vs. Maryland-Eastern Shore, 11/14/05
<b>FGM:</b>	5 vs. Michigan, 2/4/06
<b>FGA:</b>	10 vs. Michigan, 2/4/06
<b>FTM:</b>	2, four times, last vs. Michigan, 2/4/06
<b>FTA:</b>	4, twice, last vs. Drake, 12/20/05
<b>Assists:</b>	7 vs. Arizona State, 12/17/05
<b>Steals:</b>	3, twice, last at Iowa State, 12/9/05
<b>Blocks:</b>	
<b>Minutes:</b>	30 at Iowa State, 12/9/05

---

## Freeman's 2005-06 Game-By-Game Statistics

Opponent	Min.	FG-FGA	PCT	3-PT.FG PCT	FT-FTA	PCT	REB	PF	A	TO	BLK	STL	PTS	
Maryland-Eastern Shore	22	3-8	.375	1-3	.333	0-1	.000	5	0	6	1	0	3	7
Colgate	16	0-2	.000	0-1	.000	0-0	.000	1	1	1	0	0	0	0
vs. Kentucky	16	2-4	.500	1-2	.500	0-0	.000	2	2	1	1	0	1	5
vs. Texas	14	0-3	.000	0-3	.000	0-0	.000	1	2	3	0	0	0	0
Texas-San Antonio	22	0-2	.000	0-1	.000	1-2	.500	3	1	4	2	0	0	1
North Carolina State	11	0-3	.000	0-1	.000	0-0	.000	2	1	0	2	0	0	0
Fairfield	22	3-5	.600	2-4	.500	0-0	.000	1	2	2	4	0	0	8
Valparaiso	14	2-5	.400	1-2	.500	0-0	.000	0	1	0	2	0	0	5
at Northern Iowa	26	3-6	.500	2-5	.400	0-0	.000	3	2	1	1	0	0	8
at Iowa State	30	3-8	.375	2-6	.333	0-0	.000	1	5	2	5	0	3	8
Arizona State	25	2-7	.286	0-4	.000	2-4	.500	1	1	7	4	0	0	6
Drake University	21	2-5	.400	2-4	.500	0-0	.000	1	1	2	2	0	0	6
Robert Morris	29	3-4	.750	1-2	.500	0-0	.000	2	2	4	6	0	2	7
at Saint Louis	17	0-3	.000	0-2	.000	2-2	1.000	1	0	0	0	0	0	2
at Wisconsin	14	1-3	.333	1-3	.333	0-0	.000	2	1	2	0	0	0	3
Illinois	16	0-3	.000	0-2	.000	0-0	.000	1	1	0	2	0	0	0
at Penn State	17	1-4	.250	0-3	.000	1-2	.500	1	1	0	0	0	0	3
Minnesota	11	1-3	.333	0-2	.000	0-0	.000	1	1	0	1	0	1	2
at Michigan State	21	1-4	.250	1-2	.500	0-0	.000	2	4	1	3	0	1	3
Indiana	7	0-3	.000	0-1	.000	0-0	.000	0	0	0	2	0	0	0
at Purdue	13	0-1	.000	0-1	.000	0-0	.000	0	1	1	0	0	1	0
Michigan	16	3-4	.750	2-3	.667	2-2	1.000	2	1	4	3	0	2	10
at Northwestern	14	1-1	1.000	0-0	.000	2-3	.667	2	1	1	3	0	0	4
at Indiana	13	2-3	.667	1-1	1.000	0-0	.000	0	3	0	2	0	2	5
Michigan State	14	1-2	.500	0-1	.000	0-0	.000	1	3	2	1	0	1	2
at Minnesota	15	1-4	.250	1-2	.500	0-0	.000	0	0	3	0	0	0	3
at Illinois	18	1-5	.200	1-3	.333	0-0	.000	1	1	0	2	0	0	3
Penn State	14	2-4	.500	1-2	.500	0-0	.000	0	0	0	2	0	0	5
Wisconsin	7	0-3	.000	0-0	.000	0-0	.000	0	0	2	0	0	1	0
<b>Totals = 29 Games</b>	<b>17.1</b>	<b>38-112</b>	<b>.339</b>	<b>20-66</b>	<b>.303</b>	<b>10-16</b>	<b>.625</b>	<b>37</b>	<b>39</b>	<b>49</b>	<b>51</b>	<b>0</b>	<b>18</b>	<b>106</b>

## Career Statistics

YEAR	G/GS	FG-A	PCT	3-PT	PCT	FT-A	PCT	O-D-RB	AVG	PF-DI	AS	TO	BK	ST	PTS	AVG
Fresh.	29/4	38-112	.339	20-66	.303	10-16	.625	8-29-37	1.3	39-1	49	51	0	18	106	3.7





**Gorney's 2005-06 Game-By-Game Statistics**

<b>Opponent</b>	<b>Min.</b>	<b>FG-FGA</b>	<b>PCT</b>	<b>3-PT.FG</b>	<b>PCT</b>	<b>FT-FTA</b>	<b>PCT</b>	<b>REB</b>	<b>PF</b>	<b>A</b>	<b>TO</b>	<b>BLK</b>	<b>STL</b>	<b>PTS</b>
Maryland-Eastern Shore	11	5-5	1.000	0-0	.000	0-0	.000	5	1	0	0	1	0	10
Colgate	5	2-3	.667	0-0	.000	0-0	.000	1	0	0	0	0	0	4
vs. Kentucky	3	0-1	.000	0-0	.000	0-0	.000	0	1	0	0	0	0	0
Texas-San Antonio	9	2-2	1.000	0-0	.000	0-0	.000	1	0	0	0	0	1	4
North Carolina State	3	0-0	.000	0-0	.000	0-0	.000	2	0	0	1	0	0	0
at Iowa State	2	0-0	.000	0-0	.000	0-0	.000	1	1	0	0	0	0	0
Arizona State	6	0-0	.000	0-0	.000	0-0	.000	0	0	0	0	0	0	0
Robert Morris	2	0-1	.000	0-0	.000	0-0	.000	0	0	0	0	0	0	0
at Saint Louis	4	0-0	.000	0-0	.000	0-0	.000	0	1	1	0	0	0	0
at Wisconsin	6	0-0	.000	0-0	.000	1-2	.500	1	1	0	1	1	0	1
Illinois	0	0-0	.000	0-0	.000	0-0	.000	0	0	0	0	0	0	0
at Penn State	2	0-0	.000	0-0	.000	0-0	.000	0	2	0	0	0	0	0
at Michigan State	11	1-4	.250	0-0	.000	0-0	.000	6	2	1	2	0	0	2
Ohio State	3	0-1	.000	0-0	.000	0-0	.000	1	1	0	0	0	0	0
at Purdue	1	0-0	.000	0-0	.000	0-0	.000	0	0	0	0	0	0	0
Michigan	3	1-1	1.000	0-0	.000	0-0	.000	0	1	0	0	0	0	2
at Indiana	2	0-0	.000	0-0	.000	0-0	.000	0	0	0	0	0	0	0
at Minnesota	5	2-2	1.000	0-0	.000	0-0	.000	1	1	0	1	0	0	4
at Illinois	3	0-1	.000	0-0	.000	0-0	.000	1	0	0	0	0	0	0
Penn State	3	0-0	.000	0-0	.000	0-0	.000	1	0	1	0	0	0	0
Wisconsin	1	0-0	.000	0-0	.000	0-0	.000	0	0	0	0	0	0	0
<b>Totals = 21 Games</b>	<b>4.0</b>	<b>13-21</b>	<b>.619</b>	<b>0-0</b>	<b>.000</b>	<b>1-2</b>	<b>.500</b>	<b>21</b>	<b>13</b>	<b>3</b>	<b>5</b>	<b>2</b>	<b>1</b>	<b>27</b>

**Career Statistics**

<b>YEAR</b>	<b>G/GS</b>	<b>FG-A</b>	<b>PCT</b>	<b>3-PT</b>	<b>PCT</b>	<b>FT-A</b>	<b>PCT</b>	<b>O-D-RB</b>	<b>AVG</b>	<b>PF-DI</b>	<b>AS</b>	<b>TO</b>	<b>BK</b>	<b>ST</b>	<b>PTS</b>	<b>AVG</b>
Fresh.	21/0	5-7	.714	0-0	.000	4-7	.571	8-14-22	1.0	15-0	3	5	1	5	14	0.7
Soph.	21/0	13-21	.619	0-0	.000	1-2	.500	5-16-21	1.0	13-0	3	5	2	1	27	1.3
<b>Career</b>	<b>42/0</b>	<b>18-28</b>	<b>.643</b>	<b>0-0</b>	<b>.000</b>	<b>5-9</b>	<b>.556</b>	<b>13-30-43</b>	<b>1.0</b>	<b>28-0</b>	<b>6</b>	<b>10</b>	<b>3</b>	<b>6</b>	<b>41</b>	<b>1.0</b>

*Adam Haluska*

**1 - - Adam Haluska**  
**Guard**  
**6-5, 210, Junior**  
**Carroll, IA**  
**Carroll HS**



- Named to CoSIDA all-America third team
- Named to NABC District 12 all-District second team
- Co-Big Ten Player of the Week for his play in wins over Indiana and Ohio State
- Named to all-tournament team in Hawkeye Challenge and Guardians Classic
- Career point total stands at 1,174, including 890 while at Iowa
- 16 points, seven rebounds and three assists in win over Wisconsin
- 11 points, four rebounds, three assists and two steals in win over Penn State
- 11 points and five rebounds in win over Michigan State
- 13 points and seven rebounds in win at Indiana, including 3-4 FTs in final 11 seconds
- Nine points, four rebounds and three steals at Northwestern
- Game-high 18 points and five assists in win over Michigan
- 11 points, six rebounds and four assists in win at Purdue
- 18 points and seven rebounds in win over Ohio State
- Game-highs with 20 points (9-9 FT's) and 10 rebounds in win over Indiana for first double-double at Iowa

- Game-high 19 points and three rebounds at Michigan State
- 12 points and four rebounds in win over Minnesota
- Career-high 29 points and three rebounds in win at Penn State
- 15 points (9-10 FTs) and three rebounds in win over Illinois
- 11 points at Wisconsin
- 17 points (6-10 FGs) and 5 rebounds in win at Saint Louis
- Team-high 18 points (4-7 treys) nine rebounds and four assists in win over Robert Morris
- 11 points, six assists and three steals vs. Drake
- Team-high 17 points and five rebounds in win over Ariz. State
- 16 points, four rebounds and four assists at Iowa State
- 14 points and six rebounds in win over Valparaiso
- 11 points, five rebounds and four assists in win over Fairfield
- Team-high 18 points and six rebounds in win over NC State
- 15 points and seven rebounds in win over Texas-San Antonio
- Team-high 23 points and seven rebounds vs. Texas
- 14 points, three rebounds and four assist in win over Colgate
- 12 points and four rebounds in win over MD-Eastern Shore

**Career Bests**

- Points:** 29 at Penn State, 1/14/06  
**Rebounds:** 11 vs. Arkansas-Pine Bluff, 12/8/02  
**FGM:** 10 at Penn State, 2/26/05  
**FGA:** 23 vs. Texas, 11/22/05  
**FTM:** 11 vs. North Carolina, 11/24/04  
**FTA:** 13 vs. North Carolina, 11/24/04  
**Assists:** 6 vs. Drake, 12/20/05  
**Steals:** 4 vs. Northwestern, 2/15/05  
**Blocks:** 2, four times, last at Minnesota, 2/18/06  
**Minutes:** 51 vs. Minnesota, 1/18/06

**Big Ten Tournament Statistics**

YEAR	Min.	FG-A	PCT	3-PT	PCT	FT-A	PCT	O-D-RB	AVG	PF-DI	AS	TO	BK	ST	PTS	AVG
PUR, '05	33	6-12	.500	3-6	.500	2-3	.667	2-4-6	6.0	1-0	5	2	0	1	17	17.0
MSU, '05	37	3-8	.375	1-3	.333	3-3	1.000	2-3-5	5.0	5-1	3	2	0	1	10	10.0
WIS, '05	36	4-8	.500	2-6	.333	0-1	.000	0-3-3	3.0	2-0	3	2	1	0	10	10.0
<b>Totals</b>	<b>106/35.3</b>	<b>13-28</b>	<b>.464</b>	<b>6-15</b>	<b>.400</b>	<b>5-7</b>	<b>.714</b>	<b>4-10-14</b>	<b>4.7</b>	<b>8-1</b>	<b>11</b>	<b>6</b>	<b>1</b>	<b>2</b>	<b>37</b>	<b>12.3</b>

## Haluska's 2005-06 Game-By-Game Statistics

Opponent	Min.	FG-FGA	PCT	3-PT.FG PCT	FT-FTA	PCT	REB	PF	A	TO	BLK	STL	PTS
Maryland-Eastern Shore	26	3-9	.333	2-5 .400	4-4	1.000	4	1	4	1	0	3	12
Colgate	33	5-12	.417	2-7 .286	2-3	.667	3	1	4	2	0	2	14
vs. Kentucky	34	2-9	.222	1-5 .200	4-5	.800	4	1	2	0	0	0	9
vs. Texas	39	9-23	.391	4-12 .333	-12	.500	7	3	1	1	0	0	23
Texas-San Antonio	27	6-10	.600	1-2 .500	2-3	.667	7	1	1	1	0	0	15
North Carolina	32	7-17	.412	0-4 .000	4-5	.800	6	2	1	2	0	3	18
Fairfield	31	4-9	.444	1-5 .200	2-2	1.000	5	0	4	3	0	0	11
Valparaiso	36	5-11	.455	2-3 .667	2-2	1.000	6	0	0	1	0	0	14
at Northern Iowa	42	1-7	.143	1-4 .250	0-0	.000	2	2	3	3	1	3	3
at Iowa State	38	4-13	.308	0-4 .000	8-10	.800	4	1	4	3	0	1	16
Arizona State	37	4-8	.500	3-6 .500	6-6	1.000	5	0	3	0	0	2	17
Drake University	36	4-12	.333	3-11 .273	0-0	.000	3	3	6	2	1	3	11
Robert Morris	33	7-14	.500	4-7 .571	0-0	.000	9	1	4	0	1	0	18
at Saint Louis	30	6-10	.600	4-6 .667	1-2	.500	5	2	2	1	0	0	17
at Wisconsin	27	3-11	.273	1-7 .143	4-4	1.000	2	5	1	3	0	1	11
Illinois	35	2-7	.286	2-3 .667	9-10	.900	3	1	1	3	0	1	15
at Penn State	37	9-17	.529	6-10 .600	5-6	.833	3	2	2	2	0	1	29
Minnesota	51	5-12	.417	0-5 .000	2-2	1.000	4	3	2	3	0	1	12
at Michigan State	32	7-15	.467	3-8 .375	2-2	1.000	3	0	2	3	0	0	19
Indiana	38	5-9	.556	1-4 .250	9-9	1.000	10	1	1	2	0	0	20
Ohio State	37	6-13	.462	2-5 .400	4-5	.800	7	0	2	3	0	0	18
at Purdue	34	4-9	.444	2-6 .333	1-2	.500	6	1	4	2	0	0	11
Michigan	33	5-6	.833	4-5 .800	4-5	.800	2	2	5	3	0	1	18
at Northwestern	35	3-9	.333	1-2 .500	2-2	1.000	4	2	1	4	0	3	9
at Indiana	34	4-12	.333	1-6 .167	4-6	.667	7	2	1	3	0	0	13
Michigan State	36	3-6	.500	0-3 .000	5-7	.714	5	2	3	0	0	2	11
at Minnesota	34	1-6	.167	0-2 .000	7-7	1.000	1	4	1	2	2	1	9
at Illinois	35	1-6	.167	1-5 .200	0-1	.000	1	3	1	3	0	0	3
Penn State	29	3-8	.375	3-8 .375	2-2	1.000	4	1	3	3	0	2	11
Wisconsin	32	6-11	.545	1-5 .200	3-3	1.000	7	4	3	1	0	1	16
<b>Totals = 30 Games</b>	<b>34.4</b>	<b>134-321</b>	<b>.417</b>	<b>56-165 .339</b>	<b>99-117</b>	<b>.846</b>	<b>139</b>	<b>52</b>	<b>72</b>	<b>59</b>	<b>5</b>	<b>33</b>	<b>423</b>

## Career Statistics

YEAR	G/GS	FG-A	PCT	3-PT	PCT	FT-A	PCT	O-D-RB	AVG	PF-DI	AS	TO	BK	ST	PTS	AVG
Fresh.	31/31	103-259	.398	40-119	.336	38-50	.760	21-91-112	3.6	83-2	30	39	13	23	284	9.2
Soph.	33/33	152-318	.478	58-149	.389	105-130	.808	25-106-131	4.0	75-3	52	46	9	35	467	14.2
Jun.	30/30	134-321	.417	56-165	.339	99-117	.846	20-119-139	4.6	52-1	72	59	5	33	423	14.1
<b>Career</b>	<b>94/94</b>	<b>389-898</b>	<b>.433</b>	<b>154-433</b>	<b>.356</b>	<b>242-297</b>	<b>.815</b>	<b>66-316-382</b>	<b>4.1</b>	<b>210-6</b>	<b>154</b>	<b>144</b>	<b>27</b>	<b>91</b>	<b>1,174</b>	<b>12.5</b>

*Erek Hansen*

**34 - - Erek Hansen**  
**Center**  
**6-11, 220, Senior**  
**Bedford, TX**  
**Kirkwood, IA CC**



- Ranks third in career blocked shots with 202
- 79 blocked shots this year is fifth best single season total at Iowa
- Four rebounds in win over Wisconsin
- 15 points, three rebounds and two blocks in win over Penn State
- Six points at Illinois
- 13 points, five rebounds and three blocks in win over Michigan State
- Six rebounds and five blocked shots in win at Indiana
- Six points at Northwestern
- Eight points and four rebounds in win over Michigan
- Eight points and two rebounds in win over Ohio State
- 11 points, three rebounds, six blocks and two steals in win over Indiana
- Career-high 20 points, six rebounds and five blocks in win over Minnesota
- Seven points, six rebounds and six blocks in win at Penn State
- Eight points (4-5 FGs) and four rebounds in win over Illinois
- Four points, five rebounds and three blocks at Wisconsin

- Six points (3-3 FGs) and four rebounds in win at Saint Louis
- Five rebounds and four blocks in win over Robert Morris
- Three blocks in win over Drake
- Four points and three blocks in win over Arizona State
- 14 points, seven rebounds and four blocks at Iowa State
- Eight points and four blocked shots at Northern Iowa
- Six points, five rebounds and three blocks vs. Valparaiso
- Eight points, six rebounds and matched a career-high with seven blocks in win over Fairfield
- Eight rebounds and three blocks in win over NC State
- Eight points and four rebounds in win over Texas-San Antonio
- Five points and five rebounds vs. Texas
- Six points and five blocks in win over Kentucky
- 11 points and game-high eight rebounds in win over Colgate
- Five points and two blocks vs. MD-Eastern Shore
- 83 blocked shots in 2005 ranks fourth best for a single season
- Led Big Ten in blocked shots (2.6) for all games and ranked third in conference games only (1.9)

**Career Bests**

- Points:** 20 vs. Minnesota, 1/18/06  
**Rebounds:** 8, twice, last vs. N.C. State, 11/30/05  
**FGM:** 7 vs. Minnesota, 1/18/06  
**FGA:** 12 vs. Minnesota, 1/18/06  
**FTM:** 6 vs. Minnesota, 1/18/06  
**FTA:** 6 vs. Minnesota, 1/18/06  
**Assists:** 2, six times, last vs. Wisconsin, 2/9/05  
**Steals:** 2, twice, last vs. Indiana, 1/24/06  
**Blocks:** 7, three times, last vs. Fairfield, 12/2/05  
**Minutes:** 38 vs. Minnesota, 1/18/06

**Big Ten Tournament Statistics**

YEAR	Min	FG-A	PCT	3-PT	PCT	FT-A	PCT	O-D-RB	AVG	PF-DI	AS	TO	BK	ST	PTS	AVG
Mich., '04	21	3-4	.750	0-0	.000	0-0	.000	1-3-4	4.0	4-0	0	1	2	0	6	6.0
PUR, '05	20	3-6	.500	0-0	.000	1-3	.333	3-3-6	6.0	2-0	1	0	2	0	7	7.0
MSU, '05	9	0-1	.000	0-0	.000	2-2	1.000	0-1-1	1.0	5-1	0	1	0	1	2	2.0
WIS, '05	24	2-4	.500	0-0	.000	5-6	.833	2-4-6	6.0	3-0	0	2	3	1	9	9.0
<b>Totals</b>	<b>74/18/5</b>	<b>8-15</b>	<b>.533</b>	<b>0-0</b>	<b>.000</b>	<b>8-11</b>	<b>.727</b>	<b>6-11-17</b>	<b>4.3</b>	<b>14-1</b>	<b>1</b>	<b>4</b>	<b>7</b>	<b>2</b>	<b>24</b>	<b>6.0</b>

## Hansen's 2005-06 Game-By-Game Statistics

Opponent	Min.	FG-FGA	PCT	3-PT. FG PCT	FT-FTA	PCT	REB	PF	A	TO	BLK	STL	PTS	
Maryland-Eastern Shore	13	2-3	.667	0-0	.000	1-2	.500	2	3	0	2	2	1	5
Colgate	20	4-5	.800	0-0	.000	3-3	1.000	8	2	1	1	1	0	11
vs. Kentucky	15	3-5	.600	0-0	.000	0-0	.000	3	3	0	2	5	0	6
vs. Texas	23	2-4	.500	0-0	.000	1-2	.500	5	4	1	3	1	1	5
Texas-San Antonio	20	3-9	.333	0-0	.000	2-3	.667	4	1	1	1	1	1	8
North Carolina State	23	1-2	.500	0-0	.000	0-0	.000	8	4	0	1	3	2	2
Fairfield	22	3-4	.750	0-0	.000	2-2	1.000	6	2	1	1	7	1	8
Valparaiso	25	3-7	.429	0-0	.000	0-0	.000	5	4	0	0	3	0	6
at Northern Iowa	21	4-8	.500	0-0	.000	0-0	.000	1	2	0	2	4	0	8
at Iowa State	22	6-7	.857	0-0	.000	2-5	.400	7	2	0	1	4	0	14
Arizona State	17	2-3	.667	0-0	.000	0-0	.000	0	3	0	0	3	1	4
Drake University	15	0-1	.000	0-0	.000	0-0	.000	0	2	0	3	3	0	0
Robert Morris	15	1-5	.200	0-0	.000	2-3	.667	5	2	0	2	4	0	4
at Saint Louis	22	3-3	1.000	0-0	.000	0-1	.000	4	4	1	1	0	1	6
at Wisconsin	11	2-5	.400	0-0	.000	0-0	.000	5	2	0	1	3	0	4
Illinois	21	4-5	.800	0-0	.000	0-1	.000	4	2	0	1	2	0	8
at Penn State	21	3-5	.600	0-0	.000	1-1	1.000	6	4	0	2	6	0	7
Minnesota	38	7-12	.583	0-0	.000	6-6	1.000	6	4	0	1	5	1	20
at Michigan State	8	0-2	.000	0-0	.000	0-0	.000	2	3	0	1	2	1	0
Indiana	26	4-5	.800	0-0	.000	3-4	.750	3	3	0	2	6	2	11
Ohio State	14	3-4	.750	0-0	.000	2-2	1.000	2	2	0	0	0	0	8
at Purdue	23	1-3	.333	0-0	.000	0-0	.000	1	1	0	0	1	0	2
Michigan	22	3-5	.500	0-0	.000	2-3	.667	4	3	0	1	1	0	8
at Northwestern	19	2-2	1.000	0-0	.000	2-5	.400	2	4	0	0	0	0	6
at Indiana	16	0-2	.000	0-0	.000	2-2	1.000	6	5	1	2	5	1	2
Michigan State	20	5-9	.556	0-0	.000	3-4	.750	5	2	1	1	3	2	13
at Minnesota	15	1-1	1.000	0-0	.000	1-3	.333	1	3	0	0	0	0	3
at Illinois	17	3-4	.750	0-0	.000	0-0	.000	1	4	0	2	1	1	6
Penn State	21	7-9	.778	0-0	.000	1-1	1.000	3	2	1	0	2	0	15
Wisconsin	18	0-3	.000	0-0	.000	0-0	.000	3	3	0	2	1	1	18
<b>Totals = 30 Games</b>	<b>19.4</b>	<b>82-142</b>	<b>.577</b>	<b>0-0</b>	<b>.000</b>	<b>36-53</b>	<b>.679</b>	<b>113</b>	<b>85</b>	<b>8</b>	<b>36</b>	<b>79</b>	<b>17</b>	<b>200</b>

## Career Statistics

YEAR	G/GS	FG-A	PCT	3-PT	PCT	FT-A	PCT	O-D-RB	AVG	PF-DI	AS	TO	BK	ST	PTS	AVG
Soph.	22/0	22-53	.415	0-0	.000	2-8	.250	18-28-46	2.1	43-1	7	16	40	2	46	2.1
Jun.	32/28	56-127	.441	3-6	.500	39-54	.722	40-45-85	2.7	107-6	18	36	83	14	154	4.8
Sen.	30/30	82-142	.577	0-0	.000	36-53	.679	48-65-113	3.8	85-1	8	36	79	17	200	6.7
<b>Career</b>	<b>84/59</b>	<b>160-322</b>	<b>.497</b>	<b>3-6</b>	<b>.500</b>	<b>77-115</b>	<b>.670</b>	<b>106-138-244</b>	<b>2.9</b>	<b>235-8</b>	<b>33</b>	<b>88</b>	<b>202</b>	<b>33</b>	<b>400</b>	<b>4.8</b>

*Mike Henderson*

**35 - - Mike Henderson**  
**Guard**  
**6-2, 190, Junior**  
**Waterloo, IA**  
**East HS**



- Six points, three rebounds and six assists in win over Wisconsin
- Game-high 16 points (6-7 FG's), three rebounds and two assists in win over Penn State
- Six points and three rebounds at Illinois
- Eight points (4-5 FGs), five rebounds and three steals at Minnesota
- Four points and six rebounds in win over Michigan State
- 10 points, three rebounds and three assists in win at Indiana
- Six points at Northwestern
- 11 points (3-3 treys) and four assists in win over Michigan
- Matched career-high with 17 points, along with three rebounds and three steals, in win at Purdue
- Eight points, five rebounds and five assists in win over Ohio State
- Nine points, five rebounds and three steals in win over Indiana
- Nine points and seven rebounds in win over Minnesota
- Three points and four assists in win at Penn State

- 10 points and tied a career-high with eight rebounds in win over Illinois
- Eight points, career-high six assists, four rebounds and four steals in win over Robert Morris
- 12 points, career-high eight rebounds and four assists in win over Drake
- 10 points, five rebounds and three assists in win over Arizona State
- 15 points, six rebounds and matched career high with five assists in win over Valparaiso
- Eight points and three rebounds in win over Fairfield
- Matched career-high with seven rebounds vs. Texas
- 15 points, seven rebounds and four steals in win over Kentucky
- Nine points and four rebounds in win over Colgate
- 10 points, four rebounds and three assists in win over Maryland-Eastern Shore

**Career Bests**

**Points:** 17, twice, last at Purdue, 2/1/06  
**Rebounds:** 8, twice, last vs. Illinois, 1/7/06  
**FGM:** 7 at Purdue, 2/1/06  
**FGA:** 11 vs. Robert Morris, 12/22/05  
**FTM:** 7 vs. Kentucky, 11/21/05  
**FTA:** 9 vs. Kentucky, 11/21/05  
**Assists:** 6 vs. Robert Morris, 12/22/05  
**Steals:** 5 at Michigan, 3/5/05  
**Blocks:** 1, twice, last vs. Fairfield, 12/2/05  
**Minutes:** 50 vs. Minnesota, 1/18/06

**Big Ten Tournament Statistics**

YEAR	Min	FG-A	PCT	3-PT	PCT	FT-A	PCT	O-D-RB	AVG	PF-DI	AS	TO	BK	ST	PTS	AVG
PUR, '05	29	5-9	.556	1-2	.500	0-0	.000	1-0-1	1.0	0-0	1	3	1	2	11	11.0
MSU, '05	37	6-10	.600	0-0	.000	5-6	.833	0-5-5	5.0	0-0	1	1	0	1	17	17.0
WIS, '05	32	3-6	.500	0-1	.000	1-1	1.000	1-4-5	5.0	4-0	1	2	0	1	7	7.0
<b>Totals</b>	<b>98/32.7</b>	<b>14-25</b>	<b>.560</b>	<b>1-3</b>	<b>.333</b>	<b>6-7</b>	<b>.857</b>	<b>2-9-11</b>	<b>3.7</b>	<b>4-0</b>	<b>3</b>	<b>6</b>	<b>1</b>	<b>4</b>	<b>35</b>	<b>11.7</b>

## Henderson's 2005-06 Game-By-Game Statistics


Opponent	Min.	FG-FGA	PCT	3-PT.FG PCT	FT-FTA	PCT	REB	PF	A	TO	BLK	STL	PTS	
Maryland-Eastern Shore	22	2-6	.333	0-0	.000	6-7	.857	4	1	3	1	0	2	10
Colgate	25	4-7	.571	1-1	1.000	0-1	.000	4	1	1	2	0	2	9
vs. Kentucky	31	4-9	.444	0-0	.000	7-9	.778	7	2	0	1	0	4	15
vs. Texas	27	0-2	.000	0-0	.000	2-2	1.000	7	1	0	3	0	1	2
Texas-San Antonio	16	1-2	.500	0-0	.000	2-2	1.000	1	0	1	2	0	1	4
North Carolina State	30	0-2	.000	0-0	.000	2-2	1.000	3	0	0	4	0	2	2
Fairfield	23	3-5	.600	0-0	.000	2-4	.500	3	1	0	3	1	0	8
Valparaiso	26	5-6	.833	1-2	.500	4-5	.800	6	3	5	1	0	0	15
at Northern Iowa	27	1-3	.333	0-2	.000	2-2	1.000	2	1	2	2	0	0	4
at Iowa State	31	1-6	.167	0-2	.000	3-4	.750	5	1	0	5	1	1	5
Arizona State	31	3-10	.300	1-4	.250	3-4	.750	5	0	3	4	0	0	10
Drake University	37	4-6	.667	0-0	.000	4-4	1.000	8	3	4	3	0	1	12
Robert Morris	33	4-11	.364	0-0	.000	0-0	.000	4	3	6	1	0	4	8
at Saint Louis	22	1-2	.500	1-1	1.000	0-0	.000	3	0	0	2	0	0	3
at Wisconsin	26	1-1	1.000	0-0	.000	0-0	.000	2	0	1	1	0	0	2
Illinois	30	3-7	.429	0-0	.000	4-4	1.000	8	1	2	4	0	0	10
at Penn State	24	1-4	.250	1-3	.333	0-2	.000	1	1	4	1	0	1	3
Minnesota	50	2-5	.400	0-1	.000	5-6	.833	7	1	2	2	0	1	9
at Michigan State	19	1-4	.250	0-0	.000	0-1	.000	3	1	1	1	0	0	2
Indiana	33	3-5	.600	0-0	.000	3-5	.600	5	1	2	2	1	3	9
Ohio State	31	4-7	.571	0-0	.000	0-0	.000	5	1	5	2	0	0	8
at Purdue	32	7-10	.700	1-2	.500	2-4	.500	3	2	2	3	0	3	17
Michigan	29	4-6	.667	3-3	1.000	0-2	.000	2	3	4	2	0	1	11
at Northwestern	31	3-7	.429	0-0	.000	0-0	.000	1	1	0	3	0	1	6
at Indiana	36	3-7	.429	1-1	1.000	3-5	.600	3	2	3	1	0	0	10
Michigan	32	2-5	.400	0-0	.000	0-1	.000	6	1	0	3	0	0	4
at Minnesota	33	4-5	.800	0-0	.000	0-1	.000	5	4	2	3	0	3	8
at Illinois	33	3-5	.600	0-0	.000	0-0	.000	3	2	0	1	1	0	6
Penn State	24	6-7	.857	1-2	.500	3-4	.750	3	2	2	5	0	1	16
Wisconsin	36	3-6	.500	0-1	.000	0-1	.000	3	1	6	0	0	1	6
<b>Totals = 30 Games</b>	<b>29.3</b>	<b>83-168</b>	<b>.494</b>	<b>11-25</b>	<b>.440</b>	<b>57-82</b>	<b>.695</b>	<b>122</b>	<b>41</b>	<b>61</b>	<b>68</b>	<b>4</b>	<b>33</b>	<b>234</b>

## Career Statistics

YEAR	G/GS	FG-A	PCT	3-PT	PCT	FT-A	PCT	O-D-RB	AVG	PF-DI	AS	TO	BK	ST	PTS	AVG
Fresh.	10/0	11-29	.379	0-1	.000	10-19	.526	4-14-18	1.8	11-0	13	8	0	6	32	3.2
Soph.	33/14	59-144	.410	5-16	.313	40-61	.656	17-53-70	2.1	55-1	39	59	3	26	163	4.9
Jun.	30/30	83-168	.494	11-25	.440	57-82	.695	40-82-122	4.1	41-0	61	68	4	33	234	7.8
<b>Career</b>	<b>73/44</b>	<b>153-341</b>	<b>.449</b>	<b>16-42</b>	<b>.381</b>	<b>107-162</b>	<b>.660</b>	<b>61-149-210</b>	<b>2.9</b>	<b>107-1</b>	<b>113</b>	<b>135</b>	<b>7</b>	<b>65</b>	<b>429</b>	<b>5.9</b>

*Jeff Horner*

**2 - - Jeff Horner**  
**Guard**  
**6-3, 185, Senior**  
**Mason City, IA**  
**Mason City HS**



- Missed four games in December due to injury, ending streak of 102 consecutive games played
- Co-Big Ten Player of the Week for his play in wins over Purdue and Michigan
- One of 16 finalists for the 2006 Bob Cousy Award
- Named Hawkeye Challenge MVP
- One of 50 players named as pre-season candidate for Naismith Trophy
- Named to pre-season Watch List for the John R. Wooden all-America team and Player of the Year award
- Career leader in three-pointers (251), three-point attempts (683) and assists (590), 11th in points (1,435) and also has 544 career rebounds
- In Big Ten career statistics, ranks eighth in three-point field goals (251) and attempts ( 683) and ninth in assists (592)
- Game-high 22 points, seven rebounds and two steals in win over Wisconsin
- Six points and seven rebounds in win over Penn State
- 11 points, eight rebounds and four assists at Illinois
- 15 points and five assists at Minnesota
- 15 points, six assists and three steals in win over Mich. State

- 17 points, three assists and three rebounds in win at Indiana
- 10 points, three rebounds and five assists at Northwestern
- 14 points, four rebounds and six assists in win over Michigan
- Career-high 32 points (7-10 treys), four rebounds, four assists and three steals in win at Purdue
- 13 points, three rebounds and eight assists in win over Indiana
- 10 points, five rebounds and 10 assists in win over Minnesota
- 17 points, four rebounds and nine assists in win at Penn State
- Game-high 16 points, six rebounds and six assists vs. Illinois
- 11 points and three assists at Wisconsin
- 17 points and six assists in win at Saint Louis
- 10 points at Northern Iowa before leaving with injury
- Team-high 19 points and six assists in win over Valparaiso
- 12 points, 8 rebounds, 10 assists and two steals vs. Fairfield
- 11 points, four rebounds and six assists in win over NC State
- 13 points and four assists in win over Texas-San Antonio
- Five points and eight assists in win over Kentucky
- 13 points, six rebounds and eight assists in win over Colgate
- 16 points and seven assists in win over MD-Eastern Shore

**Career Best**

- Points:** 32 at Purdue, 2/1/06
- Rebounds:** 11 vs. Illinois, 1/15/03
- FGM:** 10 at Purdue, 2/1/06
- FGA:** 19 at Wisconsin, 2/9/05
- FTM:** 10 at Minnesota, 1/13/04
- FTA:** 11 twice, last at Minnesota, 1/13/04
- Assists:** 11 vs. UNC Greensboro, 12/4/04
- Steals:** 7 vs. Western Illinois, 11/19/04
- Blocks:** 2 vs. Michigan State, 3/11/05
- Minutes:** 51 vs. Minnesota, 1/18/06

**Big Ten Tournament Statistics**

YEAR	Min	FG-A	PCT	3-PT	PCT	FT-A	PCT	O-D-RB	AVG	PF-DI	AS	TO	BK	ST	PTS	AVG
OSU, '03	32	0-6	.000	0-5	.000	0-0	.000	0-1-1	1.0	3-0	8	1	0	1	0	0.0
Mich., '04	37	3-15	.400	2-8	.250	2-2	1.000	2-3-5	5.0	3-0	4	1	0	2	10	10.0
PUR, '05	33	4-10	.400	4-7	.571	4-6	.667	0-6-6	6.0	2-0	8	1	1	0	16	16.0
MSU, '05	39	6-16	.375	4-11	.364	0-0	.000	2-1-3	3.0	4-0	4	7	2	2	16	16.0
WIS, '05	39	4-12	.333	2-8	.250	2-2	1.000	0-3-3	3.0	1-0	6	2	0	0	12	12.0
<b>Totals</b>	<b>180/36.0</b>	<b>17-59</b>	<b>.288</b>	<b>12-39</b>	<b>.308</b>	<b>8-10</b>	<b>.800</b>	<b>4-14-18</b>	<b>3.6</b>	<b>13-0</b>	<b>30</b>	<b>12</b>	<b>3</b>	<b>5</b>	<b>54</b>	<b>10.8</b>



## Horner's 2005-06 Game-By-Game Statistics

Opponent	Min.	FG-FGA	PCT	3-PT.FG PCT	FT-FTA	PCT	REB	PF	A	TO	BLK	STL	PTS
Maryland-Eastern Shore	28	7-11	.636	2-4 .500	0-0 .000	2	1	7	3	1	3	16	
Colgate	33	4-12	.333	3-7 .429	2-2 1.000	6	1	8	5	0	2	13	
vs. Kentucky	36	1-10	1.000	1-6 .167	2-2 1.000	1	2	8	2	0	0	5	
vs. Texas	28	2-12	.167	1-8 .125	4-4 1.000	3	4	7	0	0	0	9	
Texas-San Antonio	26	4-10	.400	1-4 .250	4-4 1.000	3	2	4	1	1	1	13	
North Carolina State	38	4-11	.364	1-4 .250	2-2 1.000	4	1	6	5	0	2	11	
Fairfield	34	3-10	.300	2-7 .286	4-4 1.000	8	1	10	2	1	2	12	
Valparaiso	39	4-13	.308	2-7 .286	9-12 .750	3	2	6	2	0	2	19	
at Northern Iowa	35	3-5	.600	2-4 .500	2-2 1.000	3	0	2	2	0	2	10	
at Saint Louis	36	5-13	.385	3-6 .500	4-5 .800	2	2	6	2	0	2	17	
At Wisconsin	37	4-12	.333	3-7 .429	0-0 .000	3	2	3	3	0	1	11	
Illinois	36	4-14	.286	1-6 .167	7-8 .875	6	0	6	3	0	3	16	
at Penn State	39	5-11	.455	4-10 .400	3-4 .750	4	1	9	3	0	0	17	
Minnesota	51	3-13	.231	1-8 .125	3-6 .500	5	3	10	2	0	0	10	
at Michigan State	27	2-7	.286	2-5 .333	0-0 .000	4	2	5	3	0	0	6	
Indiana	38	2-10	.200	2-9 .222	7-9 .778	3	2	8	3	0	0	13	
Ohio State	37	0-8	.000	0-5 .000	2-2 1.000	6	0	5	2	0	0	2	
at Purdue	39	10-15	.667	7-10 .700	5-6 .833	4	0	4	3	0	3	32	
Michigan	35	5-10	.500	2-5 .400	2-3 .667	4	1	6	5	0	1	14	
at Northwestern	40	2-6	.333	2-3 .667	4-7 .571	3	4	5	2	0	1	10	
at Indiana	37	5-11	.455	3-7 .429	4-9 .444	3	1	3	5	0	1	17	
Michigan State	38	5-9	.556	4-6 .667	1-3 .333	1	2	6	3	0	3	15	
at Minnesota	37	4-12	.333	3-9 .333	2-4 .500	1	1	5	5	0	0	13	
at Illinois	40	4-10	.400	2-7 .286	1-2 .500	8	3	4	2	0	1	11	
Penn State	34	2-7	.286	2-7 .286	0-0 .000	7	1	4	4	0	1	6	
Wisconsin	37	9-17	.529	3-9 .333	1-2 .500	7	0	0	2	0	2	22	
<b>Totals = 26 Games</b>	<b>36.0</b>	<b>103-279</b>	<b>.369</b>	<b>59-171 .345</b>	<b>75-102 .735</b>	<b>104</b>	<b>39</b>	<b>147</b>	<b>74</b>	<b>3</b>	<b>33</b>	<b>340</b>	

## Horner Career Statistics

YEAR	G/GS	FG-A	PCT	3-PT	PCT	FT-A	PCT	O-D-RB	AVG	PF-DI	AS	TO	BK	ST	PTS	AVG
Fresh.	31/31	79-238	.332	41-148	.277	56-73	.767	22-115-137	4.4	64-0	140	77	5	40	255	8.2
Soph.	29/29	107-243	.440	65-153	.425	98-114	.860	16-139-155	5.3	58-1	123	75	3	38	377	13.0
Jun.	33/32	146-359	.407	86-211	.408	85-108	.787	23-125-148	4.5	59-0	180	84	6	47	463	14.0
Sen.	26/26	103-279	.369	59-171	.345	75-102	.735	20-84-104	4.0	39-0	147	74	3	33	340	13.1
<b>Career</b>	<b>119/118</b>	<b>435-1,119</b>	<b>.389</b>	<b>251-683</b>	<b>.367</b>	<b>314-397</b>	<b>.791</b>	<b>81-463-544</b>	<b>4.6</b>	<b>220-1</b>	<b>590</b>	<b>310</b>	<b>17</b>	<b>158</b>	<b>1,435</b>	<b>12.1</b>

*Carlton Reed*



**25 - - Carlton Reed**  
**Guard**  
**6-4, 180, Sophomore**  
**Waterloo, IA**  
**East HS**

- Scored two points vs. Texas in first action of the season
- Did not play in opening two wins due to injury
- Played in 32 games in 2005, with one start

**Career Bests**

**Points:** 14 at Drake, 11/30/04  
**Rebounds:** 3, three times, last at Michigan, 3/5/05  
**FGM:** 4 at Drake, 11/30/04  
**FGA:** 7 vs. Drake, 12/20/05  
**FTM:** 4 at Drake, 11/30/04  
**FTA:** 4 at Drake, 11/30/04  
**Assists:** 5 vs. Purdue, 1/22/05  
**Steals:** 3, twice, last vs. Texas-San Antonio, 11/26/05  
**Blocks:** 1 at Ohio State, 1/8/05  
**Minutes:** 23 at Drake, 11/30/04

- Three points in win over Michigan
- Six points and two rebounds in win at Saint Louis
- Four points and three rebounds in win over Robert Morris
- Six points, two rebounds and two steals in win over Drake
- Nine points in win over Arizona State
- Six points, three assists and matched a career-high with three steals in win over Texas-San Antonio

**Big Ten Tournament Statistics**

YEAR	Min	FG-A	PCT	3-PT	PCT	FT-A	PCT	O-D-RB	AVG	PF-DI	AS	TO	BK	ST	PTS	AVG
PUR, '05	13	1-5	.200	0-2	.000	0-0	.000	0-1-1	1.0	1-0	0	1	1	0	2	2.0
MSU, '05	5	0-0	.000	0-0	.000	0-0	.000	0-0-0	0.0	0-0	0	1	0	1	0	0.0
WIS, '05	8	0-2	.000	0-1	.000	0-0	.000	0-1-1	1.0	0-0	1	0	0	0	0	0.0
<b>Totals</b>	<b>26/8.7</b>	<b>1-7</b>	<b>.143</b>	<b>0-3</b>	<b>.000</b>	<b>0-0</b>	<b>.000</b>	<b>0-2-2</b>	<b>0.7</b>	<b>1-0</b>	<b>1</b>	<b>2</b>	<b>1</b>	<b>1</b>	<b>2</b>	<b>0.7</b>

**Reed's 2005-06 Game-By-Game Statistics**


<b>Opponent</b>	<b>Min.</b>	<b>FG-FGA</b>	<b>PCT</b>	<b>3-PT.FG</b>	<b>PCT</b>	<b>FT-FTA</b>	<b>PCT</b>	<b>REB</b>	<b>PF</b>	<b>A</b>	<b>TO</b>	<b>BLK</b>	<b>STL</b>	<b>PTS</b>
vs. Texas	9	1-1	1.000	0-0	.000	0-0	.000	1	2	1	0	0	0	2
Texas-San Antonio	17	3-7	.429	0-4	.000	0-0	.000	0	0	3	0	0	3	6
North Carolina State	8	0-1	.000	0-1	.000	0-0	.000	1	0	0	1	0	0	0
Fairfield	11	0-4	.000	0-2	.000	1-2	.500	2	0	2	2	0	0	1
Valparaiso	4	0-0	.000	0-0	.000	0-0	.000	0	0	0	1	0	0	0
at Northern Iowa	4	0-0	.000	0-0	.000	0-0	.000	1	0	0	0	0	0	0
at Iowa State	9	0-4	.000	0-2	.000	0-2	.000	2	0	0	0	0	0	0
Arizona State	22	3-5	.600	1-2	.500	2-3	.667	2	1	0	2	0	1	9
Drake University	20	2-7	.286	0-4	.000	2-2	1.000	2	0	1	1	0	2	6
Robert Morris	17	1-6	.167	1-5	.200	1-2	.500	3	0	1	1	0	0	4
at Saint Louis	15	2-4	.500	2-3	.667	0-0	.000	2	0	1	1	0	1	6
at Wisconsin	5	0-0	.000	0-0	.000	0-0	.000	0	1	0	1	0	0	0
Illinois	3	0-0	.000	0-0	.000	0-0	.000	2	0	0	0	0	0	0
at Penn State	3	0-2	.000	0-0	.000	0-0	.000	0	1	0	1	0	0	0
at Michigan State	17	0-1	.000	0-0	.000	0-0	.000	1	0	1	0	0	0	0
Indiana	4	0-0	.000	0-0	.000	0-0	.000	0	0	0	1	0	0	0
Ohio State	2	0-0	.000	0-0	.000	0-0	.000	0	1	1	0	0	0	0
Michigan	3	1-1	1.000	1-1	1.000	0-0	.000	0	0	0	0	0	0	3
Penn State	3	0-1	.000	0-0	.000	0-0	.000	0	0	0	0	0	0	0
<b>Totals = 19 Games</b>	<b>9.3</b>	<b>13-44</b>	<b>.295</b>	<b>5-26</b>	<b>.192</b>	<b>6-11</b>	<b>.545</b>	<b>19</b>	<b>6</b>	<b>11</b>	<b>12</b>	<b>0</b>	<b>7</b>	<b>37</b>

**Reed's Career Statistics**

<b>YEAR</b>	<b>G/GS</b>	<b>FG-A</b>	<b>PCT</b>	<b>3-PT</b>	<b>PCT</b>	<b>FT-A</b>	<b>PCT</b>	<b>O-D-RB</b>	<b>AVG</b>	<b>PF-DI</b>	<b>AS</b>	<b>TO</b>	<b>BK</b>	<b>ST</b>	<b>PTS</b>	<b>AVG</b>
Fresh.	32/1	24-65	.369	13-40	.325	21-30	.700	9-26-35	1.1	18-0	25	23	2	8	82	2.6
Soph.	19/0	13-44	.295	5-26	.192	6-11	.545	3-16-19	1.1	6-0	11	12	0	7	37	2.1
<b>Career</b>	<b>51/1</b>	<b>37-109</b>	<b>.339</b>	<b>18-66</b>	<b>.273</b>	<b>27-41</b>	<b>.659</b>	<b>12-42-54</b>	<b>1.1</b>	<b>24-0</b>	<b>36</b>	<b>35</b>	<b>2</b>	<b>15</b>	<b>119</b>	<b>2.4</b>

*Doug Thomas*

**23 - - Doug Thomas**  
**Forward**  
**6-8, 245, Senior**  
**Pasadena, CA**  
**Southeastern, IA CC**



- 10 points, eight rebounds and two assists at Wisconsin
  - Three points and four rebounds in win at Saint Louis
  - 10 points, four rebounds and three steals in win over Robert Morris
  - 11 points, eight rebounds and four blocks in win over Drake
  - Four points and four rebounds in win over Arizona State
  - Four points and three rebounds at Iowa State
  - Three points and five rebounds in win over NC State
  - Four points and game-high eight rebounds in win over Texas-San Antonio
  - 12 points (6-7 FGs) and five rebounds vs. Texas
  - Six points, seven rebounds and three blocks vs. Kentucky
  - Four points, game-high 10 rebounds and three steals in win over Maryland-Eastern Shore
- Five points, game high nine rebounds and two steals in win over Wisconsin
  - Two points and four rebounds in win over Penn State
  - Three points and two rebounds at Illinois
  - Four points and three rebounds at Minnesota
  - Six points and two rebounds in win over Michigan State
  - Four points and four rebounds in win at Indiana
  - Four rebounds at Northwestern
  - Four points and six rebounds in win over Michigan
  - Five points and three rebounds in win at Purdue
  - 10 points and five rebounds in win over Ohio State
  - Six points at Michigan State
  - Four points and game-high seven rebounds in win at Penn State
  - Five points and four rebounds in win over Illinois

**Career Bests**

- Points:** 14, twice, last vs. Purdue, 1/22/05  
**Rebounds:** 11 vs. Michigan State, 3/11/05  
**FGM:** 7 vs. Purdue, 1/22/05  
**FGA:** 13 vs. Purdue, 1/22/05; at Wisconsin, 1/5/06  
**FTM:** 6 vs. Western Illinois, 11/19/04  
**FTA:** 6, twice, last vs. Texas, 11/23/04  
**Assists:** 2 at Wisconsin, 1/5/06  
**Steals:** 3, twice, last vs. Robert Morris, 12/22/05  
**Blocks:** 4 vs. Drake, 12/20/05  
**Minutes:** 27 at Wisconsin, 1/5/06

**Big Ten Tournament Statistics**

YEAR	Min	FG-A	PCT	3-PT	PCT	FT-A	PCT	O-D-RB	AVG	PF-DI	AS	TO	BK	ST	PTS	AVG
PUR, '05	15	1-4	.250	0-0	.000	1-2	.500	1-3-4	4.0	2-0	1	0	0	1	3	3.0
MSU, '05	26	2-5	.400	0-0	.000	3-7	.429	3-8-11	11.0	4-0	1	2	0	0	7	7.0
WIS, '05	10	0-0	.000	0-0	.000	0-0	.000	0-2-2	2.0	3-0	0	1	0	0	0	0.0
<b>Totals</b>	<b>51/17.0</b>	<b>3-9</b>	<b>.333</b>	<b>0-0</b>	<b>.000</b>	<b>4-9</b>	<b>.444</b>	<b>4-13-17</b>	<b>5.7</b>	<b>9-0</b>	<b>2</b>	<b>3</b>	<b>0</b>	<b>1</b>	<b>10</b>	<b>3.3</b>

**Thomas' 2005-06 Game-By-Game Statistics**

Opponent	Min.	FG-FGA	PCT	3-PT.FG	PCT	FT-FTA	PCT	REB	PF	A	TO	BLK	STL	PTS
Maryland-Eastern Shore	19	2-2	1.000	0-0	.000	0-0	.000	10	4	0	1	2	3	4
Colgate	21	2-3	.667	0-0	.000	0-2	.000	5	2	0	1	0	1	4
vs. Kentucky	21	3-6	.500	0-0	.000	0-0	.000	7	2	1	3	3	0	6
vs. Texas	21	6-7	.857	0-0	.000	0-0	.000	5	1	0	1	1	0	12
Texas-San Antonio	17	1-3	.333	0-0	.000	1-5	.200	8	4	0	2	2	1	3
North Carolina State	12	1-4	.250	0-0	.000	1-2	.500	5	0	0	1	2	0	3
Fairfield	12	0-1	.000	0-0	.000	0-0	.000	4	3	0	2	0	0	0
Valparaiso	13	1-4	.250	0-0	.000	0-0	.000	3	2	0	2	2	1	2
at Northern Iowa	14	0-1	.000	0-0	.000	0-0	.000	1	3	0	2	0	0	0
at Iowa State	15	1-4	.250	0-0	.000	2-4	.500	3	3	0	1	0	1	4
Arizona State	15	2-4	.500	0-0	.000	0-1	.000	4	2	0	0	0	0	4
Drake University	22	4-7	.571	0-0	.000	3-5	.600	8	4	1	1	4	0	11
Robert Morris	19	4-5	.800	0-0	.000	2-4	.500	4	1	1	3	1	3	10
at Saint Louis	14	1-3	.333	0-0	.000	1-2	.500	4	4	1	0	0	0	3
at Wisconsin	27	4-13	.308	0-0	.000	2-3	.667	8	2	2	0	1	0	10
Illinois	18	2-4	.500	0-0	.000	1-1	1.000	4	2	0	0	0	0	5
at Penn State	19	2-4	.500	0-0	.000	0-0	.000	7	2	1	1	2	0	4
Minnesota	14	1-4	.250	0-0	.000	0-0	.000	3	2	0	0	0	0	2
at Michigan State	12	3-5	.600	0-0	.000	0-0	.000	1	3	0	1	0	0	6
Indiana	12	1-2	.500	0-0	.000	1-2	.500	3	1	1	1	1	2	3
Ohio State	24	5-8	.625	0-0	.000	0-0	.000	5	2	0	0	0	2	10
at Purdue	15	2-4	.500	0-0	.000	1-2	.500	3	3	0	0	0	2	5
Michigan	14	2-4	.500	0-0	.000	0-0	.000	6	4	1	1	0	0	4
at Northwestern	17	0-0	.000	0-0	.000	0-0	.000	4	1	0	1	1	0	0
at Indiana	18	2-5	.400	0-0	.000	0-0	.000	4	3	1	1	1	0	4
Michigan State	20	2-5	.400	0-0	.000	2-2	1.000	2	1	0	1	0	1	6
at Minnesota	17	1-4	.250	0-0	.000	2-2	1.000	3	0	1	0	0	1	4
at Illinois	17	0-0	.000	0-0	.000	3-4	.750	2	3	0	3	0	0	3
Penn State	15	1-3	.333	0-0	.000	0-0	.000	4	2	1	2	1	0	15
Wisconsin	21	1-3	.333	0-0	.000	3-7	.429	9	1	0	1	2	2	5
<b>Totals = 30 Games</b>	<b>17.2</b>	<b>57-122</b>	<b>.467</b>	<b>0-0</b>	<b>.000</b>	<b>25-48</b>	<b>.521</b>	<b>139</b>	<b>67</b>	<b>12</b>	<b>33</b>	<b>26</b>	<b>20</b>	<b>139</b>

**Career Statistics**

YEAR	G/GS	FG-A	PCT	3-PT	PCT	FT-A	PCT	O-D-RB	AVG	PF-DI	AS	TO	BK	ST	PTS	AVG
Jun.	32/2	54-102	.529	0-0	.000	38-61	.623	55-98-153	4.8	90-2	10	26	13	16	146	4.6
Sen.	30/0	57-122	.467	0-0	.000	25-48	.521	41-98-139	4.6	67-0	12	33	26	20	139	4.6
<b>Career</b>	<b>62/2</b>	<b>111-224</b>	<b>.496</b>	<b>0-0</b>	<b>.000</b>	<b>63-109</b>	<b>.578</b>	<b>96-196-292</b>	<b>4.7</b>	<b>157-2</b>	<b>22</b>	<b>59</b>	<b>39</b>	<b>36</b>	<b>285</b>	<b>4.6</b>

*Alex Thompson*

**5 - - Alex Thompson**  
**Forward**  
**6-9, 225, Sophomore**  
**Ames, IA**  
**Ames HS**



- Six rebounds in win over Arizona State
- Six rebounds at Iowa State
- Four points, three rebounds and two assists at Northern Iowa
- Four points in win over Fairfield
- Career-high 11 points and six rebounds in win over Texas-San Antonio
- Four points in win over Kentucky
- Six points and five rebounds in win over Maryland-Eastern Shore

**Career Bests**

- Points:** 11 vs. Texas-San Antonio, 11/26/05  
**Rebounds:** 9 at Minnesota, 2/23/05  
**FGM:** 4 vs. Texas-San Antonio, 11/26/05  
**FGA:** 6, twice, last vs. Robert Morris, 12/22/05  
**FTM:** 2 vs. Michigan State, 2/5/05  
**FTA:** 3 vs. Western Carolina, 12/18/04  
**Assists:** 6 vs. Penn State, 3/1/06  
**Steals:** 1, 10 times, last vs. Wisconsin, 3/4/06  
**Blocks:** 2, three times, last vs. Colgate, 11/15/05  
**Minutes:** 27 vs. Northwestern, 2/12/05

- Three points and four rebounds in win over Wisconsin
- Two points, five rebounds and a career-high six assists in win over Penn State
- Seven points and three rebounds in win over Michigan
- Three points and two rebounds in win over Ohio State
- Two rebounds and career-high four assists at Michigan State
- Four points and two steals in win over Minnesota
- Four points and four rebounds in win at Penn State
- Five rebounds at Wisconsin
- Four points and three rebounds in win over Robert Morris

**Big Ten Tournament Statistics**

YEAR	Min	FG-A	PCT	3-PT	PCT	FT-A	PCT	O-D-RB	AVG	PF-DI	AS	TO	BK	ST	PTS	AVG
PUR, '05	16	2-2	1.000	0-0	.000	0-0	.000	1-4-5	5.0	1-0	0	0	1	0	4	4.0
MSU, '05	11	0-1	.000	0-0	.000	1-2	.500	0-2-2	2.0	2-0	1	1	0	0	1	1.0
WIS, '05	9	0-0	.000	0-0	.000	0-0	.000	0-1-1	1.0	1-0	0	0	0	0	0	0.0
<b>Totals</b>	<b>36/12.0</b>	<b>2-3</b>	<b>.667</b>	<b>0-0</b>	<b>.000</b>	<b>1-2</b>	<b>.500</b>	<b>1-7-8</b>	<b>2.7</b>	<b>4-0</b>	<b>1</b>	<b>1</b>	<b>1</b>	<b>0</b>	<b>5</b>	<b>1.7</b>

*Thompson's 2005-06 Game-By-Game Statistics*

Opponent	Min.	FG-FGA	PCT	3-PT.FG	PCT	FT-FTA	PCT	REB	PF	A	TO	BLK	STL	PTS
Maryland-Eastern Shore	22	3-9	.333	0-2	.000	0-2	.000	5	3	1	2	1	1	6
Colgate	15	1-3	.333	0-0	.000	0-0	.000	0	0	1	1	2	0	2
vs. Kentucky	11	2-4	.500	0-0	.000	0-0	.000	1	2	0	1	0	0	4
vs. Texas	10	0-3	.000	0-1	.000	0-0	.000	2	0	1	0	0	0	0
Texas-San Antonio	18	4-6	.667	1-2	.500	2-2	1.000	6	1	0	2	0	1	11
North Carolina State	13	0-3	.000	0-0	.000	0-0	.000	1	1	0	0	0	0	0
Fairfield	13	1-2	.500	0-0	.000	2-2	1.000	1	1	0	1	0	0	4
Valparaiso	10	1-1	1.000	0-0	.000	0-0	.000	0	0	1	1	1	1	2
at Northern Iowa	17	2-4	.500	0-0	.000	0-2	.000	3	3	2	1	0	1	4
at Iowa State	19	1-3	.333	0-1	.000	0-0	.000	6	1	0	3	0	0	2
Arizona State	16	0-5	.000	0-0	.000	0-1	.000	6	2	0	0	0	0	0
Drake University	16	1-3	.333	0-2	.000	0-0	.000	1	2	0	1	0	0	2
Robert Morris	16	2-6	.333	0-0	.000	0-0	.000	3	1	1	0	0	0	4
at Saint Louis	9	0-2	.000	0-0	.000	0-0	.000	0	0	1	0	1	0	0
at Wisconsin	17	0-3	.000	0-0	.000	0-0	.000	5	1	0	0	0	0	0
Illinois	10	0-0	.000	0-0	.000	1-4	.250	3	2	1	1	0	0	1
at Penn State	14	2-2	1.000	0-0	.000	0-0	.000	4	0	1	0	0	0	4
Minnesota	10	2-4	.500	0-0	.000	0-0	.000	1	0	1	2	0	2	4
at Michigan State	19	0-6	.000	0-1	.000	0-2	.000	2	0	4	1	1	0	0
Indiana	4	0-0	.000	0-0	.000	0-0	.000	2	1	0	0	0	0	0
Ohio State	14	1-3	.333	1-2	.500	0-0	.000	2	1	0	1	1	1	3
at Purdue	9	0-3	.000	0-0	.000	0-0	.000	1	2	1	1	1	1	0
Michigan	13	3-4	.750	1-1	1.000	0-0	.000	3	2	1	0	1	0	7
at Northwestern	10	0-1	.000	0-0	.000	0-0	.000	1	0	1	1	0	0	0
at Indiana	11	0-1	.000	0-0	.000	0-0	.000	2	1	0	0	1	0	0
Michigan State	6	0-1	.000	0-0	.000	0-0	.000	1	1	1	1	0	1	0
at Minnesota	7	0-2	.000	0-0	.000	0-0	.000	0	2	0	0	1	0	0
at Illinois	5	0-1	.000	0-1	.000	0-0	.000	0	4	0	1	0	0	0
Penn State	18	1-1	1.000	0-0	.000	0-0	.000	5	1	6	1	2	0	2
Wisconsin	17	1-4	.250	1-1	1.000	0-0	.000	4	1	1	1	1	1	3
<b>Totals = 30 Games</b>	<b>13.0</b>	<b>28-90</b>	<b>.311</b>	<b>4-14</b>	<b>.286</b>	<b>5-15</b>	<b>.333</b>	<b>71</b>	<b>36</b>	<b>26</b>	<b>24</b>	<b>14</b>	<b>10</b>	<b>65</b>

**Career Statistics**


YEAR	G/GS	FG-A	PCT	3-PT	PCT	FT-A	PCT	O-D-RB	AVG	PF-DI	AS	TO	BK	ST	PTS	AVG
Fresh.	32/3	22-54	.407	0-0	.000	7-14	.500	26-38-64	2.0	40-0	18	15	15	5	51	1.6
Soph.	30/0	28-90	.311	4-14	.286	5-15	.333	21-50-71	2.4	36-0	26	24	14	10	65	2.2
<b>Career</b>	<b>62/3</b>	<b>50-144</b>	<b>.347</b>	<b>4-14</b>	<b>.286</b>	<b>12-29</b>	<b>.414</b>	<b>47-88-135</b>	<b>2.2</b>	<b>76-0</b>	<b>44</b>	<b>39</b>	<b>29</b>	<b>15</b>	<b>116</b>	<b>1.9</b>

---

**Justin Wieck**

---

**13 - - Justin Wieck**  
**Forward**  
**6-6, 185, Senior**  
**North Liberty, IA**  
**Kirkwood, IA CC**



- Earned scholarship for senior season after joining the team as a walk-on as a junior
- One assist and one rebound in win over Michigan
- Two points and one rebound at Wisconsin
- Career-high four rebounds and one assist in win over Robert Morris

- One assist in opening win over Maryland-Eastern Shore
- Two points in exhibition win over Wartburg
- Saw action in nine games in 2005, with no starts

**Career Bests**

**Points:** 2 vs. N. Carolina, 11/24/04; at Wisconsin, 1/5/06  
**Rebounds:** 4 vs. Robert Morris, 12/22/05  
**FGM:**  
**FGA:** 1 four times, last at Wisconsin, 1/5/06  
**FTM:** 2 vs. N. Carolina, 11/24/04; at Wisconsin, 1/5/06  
**FTA:** 2 vs. N. Carolina, 11/24/04; at Wisconsin, 1/5/06  
**Assists:** 1, four times, last vs. Michigan, 2/4/06  
**Steals:**  
**Blocks:** 1 vs. Centenary, 12/3/04  
**Minutes:** 6, three times, last vs. Ohio State, 1/28/06

---

**Big Ten Tournament Statistics**

YEAR	Min	FG-A	PCT	3-PT	PCT	FT-A	PCT	O-D-RB	AVG	PF-DI	AS	TO	BK	ST	PTS	AVG
PUR, '05	1	0-0	.000	0-0	.000	0-0	.000	0-0-0	0.0	0-0	0	0	0	0	0	0.0



**Wieck's 2005-06 Game-By-Game Statistics**

<b>Opponent</b>	<b>Min.</b>	<b>FG-FGA</b>	<b>PCT</b>	<b>3-PT.FG PCT</b>	<b>FT-FTA</b>	<b>PCT</b>	<b>REB</b>	<b>PF</b>	<b>A</b>	<b>TO</b>	<b>BLK</b>	<b>STL</b>	<b>PTS</b>	
Maryland-Eastern Shore	6	0-1	.000	0-1	.000	0-0	.000	0	0	1	1	0	0	0
Texas-San Antonio	3	0-1	.000	0-0	.000	0-0	.000	0	0	0	0	0	0	0
at Iowa State	2	0-0	.000	0-0	.000	0-0	.000	0	1	0	0	0	0	0
Robert Morris	6	0-1	.000	0-0	.000	0-0	.000	4	0	1	2	0	0	0
at Wisconsin	1	0-0	.000	0-0	.000	2-2	1.000	1	0	0	0	0	0	2
Illinois	0	0-0	.000	0-0	.000	0-0	.000	0	0	0	0	0	0	0
at Michigan State	3	0-1	.000	0-1	.000	0-0	.000	0	0	0	0	0	0	0
Ohio State	6	0-0	.000	0-0	.000	1-2	.500	1	0	0	0	0	0	1
at Purdue	2	0-0	.000	0-0	.000	0-0	.000	0	0	0	0	0	0	0
Michigan	3	0-1	.000	0-1	.000	0-0	.000	1	0	1	0	0	0	0
at Minnesota	1	0-0	.000	0-0	.000	0-0	.000	0	0	0	0	0	0	0
Penn State	4	0-0	.000	0-0	.000	0-0	.000	0	1	0	0	0	0	0
Wisconsin	1	0-0	.000	0-0	.000	0-0	.000	0	0	0	0	0	0	0
<b>Totals = 13 Games</b>	<b>2.9</b>	<b>0-5</b>	<b>.000</b>	<b>0-3</b>	<b>.000</b>	<b>3-4</b>	<b>.750</b>	<b>7</b>	<b>2</b>	<b>3</b>	<b>3</b>	<b>0</b>	<b>0</b>	<b>3</b>

**Career Statistics**

<b>YEAR</b>	<b>G/GS</b>	<b>FG-A</b>	<b>PCT</b>	<b>3-PT</b>	<b>PCT</b>	<b>FT-A</b>	<b>PCT</b>	<b>O-D-RB</b>	<b>AVG</b>	<b>PF-DI</b>	<b>AS</b>	<b>TO</b>	<b>BK</b>	<b>ST</b>	<b>PTS</b>	<b>AVG</b>
Jun.	9/0	0-1	.000	0-0	.000	2-2	1.000	0-1-1	0.1	1-0	1	1	1	0	2	0.2
Sen.	13/0	0-5	.000	0-3	.000	3-4	.750	2-5-7	0.5	2-0	3	3	0	0	3	0.2
<b>Career</b>	<b>22/0</b>	<b>0-6</b>	<b>.000</b>	<b>0-3</b>	<b>.000</b>	<b>5-6</b>	<b>.833</b>	<b>2-6-8</b>	<b>0.4</b>	<b>3-0</b>	<b>4</b>	<b>4</b>	<b>1</b>	<b>0</b>	<b>5</b>	<b>0.2</b>

---

**J.R. Angle**

---

**4 - - J.R. Angle**  
**Guard/Forward**  
**6-7, 205, Sophomore**  
**Franklin, IN**  
**Indian Creek HS**

**Career Bests**

**Points:** 3, twice, last vs. North Carolina, 11/24/04  
**Rebounds:** 2, twice, last vs. Centenary, 12/3/04  
**FGM:** 1, twice, last vs. Centenary, 12/3/04  
**FGA:** 2, twice, last vs. Centenary, 12/3/04  
**FTM:**  
**FTA:**  
**Assists:** 1, vs. Centenary, 12/3/04  
**Steals:**  
**Blocks:**  
**Minutes:** 5, twice, last at Penn State, 2/26/05

---

- Redshirting in 2005-06
- Seven points and two assists in Black & Gold Blowout
- Saw action in 11 games as a freshman, with no starts, averaging 0.9 points and 0.7 rebounds

**Career Statistics**

YEAR	G/GS	FG-A	PCT	3-PT	PCT	FT-A	PCT	O-D-RB	AVG	PF-DI	AS	TO	BK	ST	PTS	AVG
Fresh.	9/0	3-10	.300	2-5	.400	0-0	.000	1-5-6	0.7	2-0	1	5	0	0	8	0.9

**Big Ten Tournament Statistics**

YEAR	Min	FG-A	PCT	3-PT	PCT	FT-A	PCT	O-D-RB	AVG	PF-DI	AS	TO	BK	ST	PTS	AVG
PUR, '05	2	0-0	.000	0-0	.000	0-0	.000	0-0-0	0.0	0-0	0	1	0	0	0	0.0

*Dan Bohall*

---

*15 - - Dan Bohall*  
*Guard*  
*6-4, 185, Freshman*  
*Sioux City, IA*  
*East HS*



- Team captain and MVP as a junior and senior, helping team post 21-4 record in final season
  - Averaged 21.6 points, 6.4 rebounds and 4.5 assists per game as a senior, shooting 56% from the field and 79% from the free throw line
  - Averaged 18.6 points, 4.5 rebounds and 2.7 assists as a junior, shooting 53% from the field and 74% from the foul line
- 

- Redshirting in 2005-06
- Earned first team all-state honors as a junior and senior
- Two-time first team all-conference and all-district selection
- Named to all-Tournament team at state tournament after helping East place second in state as a senior

*Ryan Kennedy*

**20 - - Ryan Kennedy**  
**Forward**  
**6-7, 210, Junior**  
**Des Moines, IA**  
**Roosevelt HS**



- Joined team as a walk-on in 2005 but did not see any game action
- One rebound in first career action vs. Maryland-Eastern Shore
- Earned honorable mention all-conference recognition as a senior
- Team captain and MVP as a senior
- Earned three letters in basketball and also lettered in track and field while competing in the high jump

**Career Bests**

**Points:**  
**Rebounds:** 1 vs. Maryland-Eastern Shore, 11/04/05  
**FGM:**  
**FGA:**  
**FTM:**  
**FTA:**  
**Assists:**  
**Steals:**  
**Blocks:**  
**Minutes:** 2 vs. Maryland-Eastern Shore, 11/14/05

**Kennedy, Game-by-Game**

Opp.	S	FG	3-PT	FT	O-D-RE	PF	TP	A	T	B	S	M
MD-E. Shore N		0-0	0-0	0-0	0-1-0	0	0	0	1	0	0	2
Colgate					DNP							
Kentucky					DNP							
Texas					DNP							
TX-San Ant.					DNP							
NC State					DNP							
Fairfield					DNP							
Valpo					DNP							
at No. Iowa					DNP							
at IA State					DNP							
AZ State					DNP							
Drake					DNP							
Rob. Morris					DNP							
at St. Louis					DNP							
at Wisconsin					DNP							
Illinois					DNP							
at Penn State					DNP							
Minnesota					DNP							
at Mich. St.					DNP							
Indiana					DNP							
Ohio State					DNP							
at Purdue					DNP							
Michigan					DNP							
at N'western					DNP							
at Indiana					DNP							
Mich. St.					DNP							
at Minn.					DNP							
at Illinois					DNP							
Penn State					DNP							
Wisconsin					DNP							

**Career Statistics**

YEAR	G/GS	FG-A	PCT	3-PT	PCT	FT-A	PCT	O-D-RB	AVG	PF-DI	AS	TO	BK	ST	PTS	AVG
Fresh.	1/0	0-0	.000	0-0	.000	0-0	.000	0-1-1	1.0	0-0	0	1	0	0	0	0.0

***Kurt Looby***

---

***52 - - Kurt Looby***  
***Center***  
***6-10, 210, Junior***  
***St. John's, Antigua***  
***Tyler, TX CC***



- Played in 29 of 30 games as a sophomore, averaged 5.3 points and 4.9 rebounds per game while shooting 51.7% from the field
  - Attended Clare Hall Secondary in St. John's, Antigua, but did not play basketball during high school career
- 

- Redshirting in 2005-06
- Four points, five rebounds and four blocks in exhibition win vs. Brock University
- Eight points and six rebounds in Black & Gold Blowout
- Attended Tyler, TX Community College for two seasons

**Brett Wessels**



**14 - - Brett Wessels**  
**Guard**  
**6-3, 190, Freshman**  
**Bettendorf, IA**  
**Bettendorf HS**

- Career-high two assists in win over Michigan
- Three points in win over Robert Morris
- One assist in first action of career in win over Maryland-Eastern Shore
- Two points, two assists and two steals in Blowout
- Earned first team all-state honors as a senior after leading team to Class 4-A state title
- Named to all-tournament team at state tournament
- Named conference Player of the Year as a senior and was first team selection in final two seasons
- Scored 27 points in state championship game victory
- Averaged 16 points, six rebounds, 2.8 steals and 2.3 assists per game as a senior, helping team post 25-1 overall record

**Wessels, Game-by-Game**

Opp.	S	FG	3-PT	FT	O-D-RE	PF	TP	A	T	B	S	M
MD-E. Shore	N	0-0	0-0	0-0	0-0-0	0	0	1	1	0	0	4
Colgate					DNP							
Kentucky					DNP							
Texas					DNP							
TX-San Ant.					DNP							
NC State					DNP							
Fairfield					DNP							
Valpo					DNP							
at No. Iowa					DNP							
at IA State					DNP							
AZ State					DNP							
Drake					DNP							
Rob. Morris	N	1-1	1-1	0-0	0-0-0	0	3	0	0	0	0	2
at St. Louis					DNP							
at Wisconsin	N	0-0	0-0	0-0	0-0-0	0	0	0	0	0	0	1
Illinois					DNP							
at Penn State					DNP							
Minnesota					DNP							
at Mich. St.	N	0-0	0-0	0-0	0-0-0	0	0	0	0	0	0	1
Indiana					DNP							
Ohio State					DNP							
at Purdue					DNP							
Michigan	N	0-0	0-0	0-0	0-0-0	1	0	2	0	0	0	2
at N'western					DNP							
at Indiana					DNP							
Mich. St.					DNP							
at Minn.					DNP							
at Illinois					DNP							
Penn State	N	0-1	0-1	0-0	0-1-1	1	0	1	0	0	0	2
Wisconsin					DNP							

**Career Bests**

- Points:** 3 vs. Robert Morris, 12/22/05
- Rebounds:**
- FGM:** 1 vs. Robert Morris, 12/22/05
- FGA:** 1 vs. Robert Morris, 12/22/05
- FTM:**
- FTA:**
- Assists:** 2 vs. Michigan, 2/4/06
- Steals:**
- Blocks:**
- Minutes:** 4 vs. Maryland-Eastern Shore, 11/14/05

**Career Statistics**

YEAR	G/GS	FG-A	PCT	3-PT	PCT	FT-A	PCT	O-D-RB	AVG	PF-DI	AS	TO	BK	ST	PTS	AVG
Fresh.	5/0	1-1	1.000	1-1	1.000	0-0	.000	0-0-0	0.0	1-0	3	1	0	0	3	0.6

**THE STAT CREW SYSTEM For Basketball**  
**Iowa Hawkeyes Season Box Score (as of Mar 06, 2006)**  
**All games**

<b>RECORD:</b>	<b>OVERALL</b>	<b>HOME</b>	<b>AWAY</b>	<b>NEUTRAL</b>
<b>ALL GAMES.....</b>	<b>(22-8)</b>	<b>(17-0)</b>	<b>(4-7)</b>	<b>(1-1)</b>
<b>CONFERENCE.....</b>	<b>(11-5)</b>	<b>(8-0)</b>	<b>(3-5)</b>	<b>(0-0)</b>
<b>NON-CONFERENCE.....</b>	<b>(11-3)</b>	<b>(9-0)</b>	<b>(1-2)</b>	<b>(1-1)</b>

##	Player	GP-GS	Min--Avg	---TOTAL---		---3-PTS---		----REBOUNDS----								PF	FO	A	TO	Blk	Stl	Pts	Avg
				FG-FGA	Pct	3FG-FGA	Pct	FT-FTA	Pct	Off	Def	Tot	Avg										
44	Brunner, Greg.....	30-30	956 31.9	147-324	.454	12-37	.324	121-170	.712	92	199	291	9.7	74	0	54	73	16	31	427	14.2		
01	Haluska, Adam.....	30-30	1034 34.5	134-321	.417	56-165	.339	99-117	.846	20	119	139	4.6	52	1	72	59	5	33	423	14.1		
02	Horner, Jeff.....	26-26	935 36.0	103-279	.369	59-171	.345	75-102	.735	20	84	104	4.0	39	0	147	74	3	33	340	13.1		
35	Henderson, Mike....	30-30	880 29.3	83-168	.494	11-25	.440	57-82	.695	40	82	122	4.1	41	0	61	68	4	33	234	7.8		
34	Hansen, Ere.....	30-30	583 19.4	82-142	.577	0-0	.000	36-53	.679	48	65	113	3.8	85	1	8	36	79	17	200	6.7		
23	Thomas, Doug.....	30-0	515 17.2	57-122	.467	0-0	.000	25-48	.521	41	98	139	4.6	67	0	12	33	26	20	139	4.6		
11	Freeman, Tony.....	29-4	495 17.1	38-112	.339	20-66	.303	10-16	.625	8	29	37	1.3	39	1	49	51	0	18	106	3.7		
05	Thompson, Alex.....	30-0	389 13.0	28-90	.311	4-14	.286	5-15	.333	21	50	71	2.4	36	0	26	24	14	10	65	2.2		
25	Reed, Carlton.....	19-0	176 9.3	13-44	.295	5-26	.192	6-11	.545	3	16	19	1.0	6	0	11	12	0	7	37	1.9		
53	Gorney, Seth.....	21-0	85 4.0	13-21	.619	0-0	.000	1-2	.500	5	16	21	1.0	13	0	3	5	2	1	27	1.3		
14	Wessels, Brett.....	6-0	12 2.0	1-2	.500	1-2	.500	0-0	.000	0	1	1	0.2	2	0	4	1	0	0	3	0.5		
13	Wieck, Justin.....	13-0	38 2.9	0-5	.000	0-3	.000	3-4	.750	2	5	7	0.5	2	0	3	3	0	0	3	0.2		
20	Kennedy, Ryan.....	1-0	2 2.0	0-0	.000	0-0	.000	0-0	.000	0	1	1	1.0	0	0	0	1	0	0	0	0.0		
	<b>TEAM.....</b>									<b>40</b>	<b>39</b>	<b>79</b>	<b>2.7</b>	<b>1</b>		<b>4</b>							
	<b>Total.....</b>	<b>30</b>	<b>6100</b>	<b>699-1630</b>	<b>.429</b>	<b>168-509</b>	<b>.330</b>	<b>438-620</b>	<b>.706</b>	<b>340</b>	<b>804</b>	<b>1144</b>	<b>38.1</b>	<b>457</b>	<b>3</b>	<b>450</b>	<b>444</b>	<b>149</b>	<b>203</b>	<b>2004</b>	<b>66.8</b>		
	<b>Opponents.....</b>	<b>30</b>	<b>6100</b>	<b>650-1697</b>	<b>.383</b>	<b>186-571</b>	<b>.326</b>	<b>288-446</b>	<b>.646</b>	<b>332</b>	<b>705</b>	<b>1037</b>	<b>34.6</b>	<b>567</b>	<b>-</b>	<b>386</b>	<b>451</b>	<b>93</b>	<b>228</b>	<b>1774</b>	<b>59.1</b>		

<b>SCORE BY PERIODS:</b>	<b>1st</b>	<b>2nd</b>	<b>OT</b>	<b>OT2</b>	<b>OT3</b>	<b>Total</b>
<b>Iowa Hawkeyes.....</b>	<b>969</b>	<b>1010</b>	<b>10</b>	<b>6</b>	<b>9</b>	<b>- 2004</b>
<b>Opponents.....</b>	<b>808</b>	<b>941</b>	<b>14</b>	<b>6</b>	<b>5</b>	<b>- 1774</b>

<b>DEADBALL REBOUNDS:</b>	<b>OFF</b>	<b>DEF</b>	<b>TOTAL</b>
<b>Iowa Hawkeyes.....</b>	<b>68</b>	<b>6</b>	<b>74</b>
<b>Opponents.....</b>	<b>63</b>	<b>2</b>	<b>65</b>

## Game-By-Game Results

Overall: 22-8; Big Ten: 11-5; Home: 17-0; Away: 4-7; Neutral: 1-1

Date	Opponent	Result	Attend.	Top Scorer	Top Rebounder
% Nov. 14	Maryland-Eastern Shore	W, 86-41	8,553	Brunner/Horner, 16	Doug Thomas, 10
% Nov. 15	Colgate	W, 73-51	8,526	Greg Brunner, 16	Brunner/Hansen, 8
^ Nov. 21	Kentucky (n)	W, 67-63	6,091	Greg Brunner, 17	Greg Brunner, 12
^ Nov. 22	Texas (n)	L, 59-68	6,357	Adam Haluska, 23	Greg Brunner, 8
Nov. 26	Texas-San Antonio	W, 79-46	9,683	Adam Haluska, 15	Doug Thomas, 8
Nov. 30	North Carolina State	W, 45-42	13,043	Adam Haluska, 18	Erek Hansen, 8
+ Dec. 2	Fairfield	W, 75-59	10,002	Greg Brunner, 23	Greg Brunner, 11
+ Dec. 3	Valparaiso	W, 72-59	9,804	Jeff Horner, 19	Greg Brunner, 13
Dec. 6	at Northern Iowa	L, 63-67 (OT)	13,288	Greg Brunner, 26	Greg Brunner, 10
Dec. 9	at Iowa State	L, 60-72	14,092	Adam Haluska, 16	Greg Brunner, 12
Dec. 17	Arizona State	W, 62-43	10,902	Adam Haluska, 17	Greg Brunner, 15
Dec. 20	Drake	W, 65-60	9,732	Greg Brunner, 17	Greg Brunner, 12
Dec. 22	Robert Morris	W, 73-51	9,985	Adam Haluska, 18	Greg Brunner, 10
Dec. 30	at Saint Louis	W, 60-50	10,489	Haluska/Horner, 17	Greg Brunner, 8
* Jan. 5	at Wisconsin	L, 52-66	17,142	Haluska/Horner, 11	Greg Brunner, 10
* Jan. 7	Illinois	W, 63-48	15,500	Jeff Horner, 16	Greg Brunner, 12
* Jan. 14	at Penn State	W, 80-76	8,293	Adam Haluska, 29	Doug Thomas, 7
* Jan. 18	Minnesota	W, 76-72 (3OT)	10,535	Erek Hansen, 20	Greg Brunner, 23
* Jan. 21	at Michigan State	L, 55-85	14,759	Adam Haluska, 19	Greg Brunner, 11
* Jan. 24	Indiana	W, 73-60	11,825	Adam Haluska, 20	Adam Haluska, 10
* Jan. 28	Ohio State	W, 67-62	15,500	Adam Haluska, 18	Greg Brunner, 9
* Feb. 1	at Purdue	W, 77-68	10,514	Jeff Horner, 32	Greg Brunner, 7
* Feb. 4	Michigan	W, 94-66	15,500	Adam Haluska, 18	Greg Brunner, 9
* Feb. 8	at Northwestern	L, 48-51	5,764	Greg Brunner, 13	Greg Brunner, 11
* Feb. 11	at Indiana	W, 70-67	17,128	Greg Brunner, 17	Greg Brunner, 8
* Feb. 14	Michigan State	W, 66-54	15,500	Brunner/Horner, 15	Greg Brunner, 10
* Feb. 18	at Minnesota	L, 61-74	14,308	Greg Brunner, 17	Greg Brunner, 7
* Feb. 25	at Illinois	L, 59-71	16,618	Greg Brunner, 27	Jeff Horner, 8
* Mar. 1	Penn State	W, 65-38	14,012	Mike Henderson, 16	Greg Brunner, 10
* Mar. 4	Wisconsin	W, 59-44	15,500	Jeff Horner, 22	Doug Thomas, 9
& Mar. 10	Michigan/Minnesota				

% -- Guardians Classic, Iowa City, IA

^ -- Guardians Classic, Kansas City, MO

+ -- Hawkeye Challenge, Iowa City, IA

\* -- Big Ten Conference Game

& -- Big Ten Conference Tournament, Indianapolis, IN

Attendance Summary	Games	Totals	Average
Home	17	204,102	12,006
Away	11	142,545	12,959
Neutral	2	12,448	6,224
<b>Totals</b>	<b>30</b>	<b>359,095</b>	<b>11,967</b>



THE STAT CREW SYSTEM For Basketball  
Iowa Hawkeyes Overall Team Statistics (as of Mar 06, 2006)  
All games

TEAM STATISTICS	IOWA	OPP
SCORING.....	2004	1774
Points per game.....	66.8	59.1
Scoring margin.....	+7.7	-
FIELD GOALS-ATT.....	699-1630	650-1697
Field goal pct.....	.429	.383
3 POINT FG-ATT.....	168-509	186-571
3-point FG pct.....	.330	.326
3-pt FG made per game..	5.6	6.2
FREE THROWS-ATT.....	438-620	288-446
Free throw pct.....	.706	.646
REBOUNDS.....	1144	1037
Rebounds per game.....	38.1	34.6
Rebounding margin.....	+3.6	-
ASSISTS.....	450	386
Assists per game.....	15.0	12.9
TURNOVERS.....	444	451
Turnovers per game.....	14.8	15.0
Turnover margin.....	+0.2	-
Assist/turnover ratio..	1.0	0.9
STEALS.....	203	228
Steals per game.....	6.8	7.6
BLOCKS.....	149	93
Blocks per game.....	5.0	3.1
WINNING STREAK.....	2	-
Home win streak.....	17	-
ATTENDANCE.....	204102	154993
Home games-Avg/Game....	17-12006	11-12959
Neutral site-Avg/Game..	-	2-6224

SCORE BY PERIODS:	1st	2nd	OT	OT2	OT3	Total
Iowa Hawkeyes.....	969	1010	10	6	9	- 2004
Opponents.....	808	941	14	6	5	- 1774

---

**Season Highs & Lows**

---

**Individual Highs**

<b>Points:</b>	32	Jeff Horner at Purdue
<b>Field Goals:</b>	10 (22/15 att.)	Greg Brunner at Northern Iowa/Jeff Horner at Purdue
<b>Field Goal Attempts:</b>	23 (9 made)	Adam Haluska vs. Texas
<b>Field Goal Percentage (8 att.):</b>	1.000 (8-8)	Greg Brunner vs. Fairfield
<b>3-pt. Field Goals:</b>	7 (10 att.)	Jeff Horner at Purdue
<b>3-pt. Field Goal Attempts:</b>	12 (4 made)	Adam Haluska vs. Texas
<b>3-pt. Field Goal Percentage (4 att.):</b>	.700 (7-10)	Jeff Horner at Purdue
<b>Free Throws:</b>	10 (12 att.)	Horner vs. Valparaiso/Haluska vs. Illinois
<b>Free Throw Attempts:</b>	12 (9 made)	Jeff Horner vs. Valparaiso
<b>Free Throw Percentage (6 att):</b>	1.000 (9-9)	Adam Haluska vs. Indiana
<b>Rebounds:</b>	23	Greg Brunner vs. Minnesota
<b>Assists:</b>	10	Jeff Horner vs. Fairfield/Minnesota
<b>Blocked Shots:</b>	7	Erek Hansen vs. Fairfield
<b>Steals:</b>	5	Greg Brunner at Indiana

**Team Highs**

<b>Iowa</b>	<b>Points</b>	<b>Opponent</b>
94 vs. Michigan	<b>Field Goals</b>	85 by Michigan State
33 (65 att.) vs. MD-Eastern Shore	<b>FG Attempts</b>	30 (60 att.) by Michigan State
70 (27 made) vs. Minnesota	<b>FG Percentage</b>	74 (26 made) by Minnesota
.653 (32-49) vs. Michigan	<b>3-pt. Field Goals</b>	.518 (29-56) by Purdue
13 (19 att.) vs. Michigan	<b>3-pt. FG Attempts</b>	13 (31 att.) by Indiana
28 (11 made) at Penn State	<b>3-pt. FG Percentage</b>	31 (13 made) by Indiana
.684 (13-19) vs. Michigan	<b>Free Throws</b>	.474 (9-19) by Michigan State
24 (32 att.) vs. Illinois	<b>FT Attempts</b>	18 (23/29 att.) by Minnesota/Illinois
33 (22 made) at Iowa State	<b>FT Percentage</b>	29 (18 made) by Illinois
.833 (20-24) vs. Fairfield	<b>Rebounds</b>	.900 (9-10) by Robert Morris
54 vs. Minnesota	<b>Assists</b>	50 by Minnesota
27 vs. Michigan	<b>Blocked Shots</b>	26 by Michigan State
11 vs. Fairfield	<b>Steals</b>	7 by North Carolina State
17 vs. MD-Eastern Shore	<b>Turnovers</b>	13 by Iowa State
20 vs. Fairfield & at Iowa State	<b>Fouls</b>	25 by MD-Eastern Shore
22 vs. Michigan/at Illinois		27 by Illinois

**Team Lows**

<b>Iowa</b>	<b>Points</b>	<b>Opponent</b>
45 vs. North Carolina State	<b>Field Goals</b>	38 by Penn State
13 (37 att.) at Northwestern	<b>FG Attempts</b>	13 (51 att.) by Penn State
45 (23 made) vs. Indiana	<b>FG Percentage</b>	39 by Northwestern
.298 (17-57) vs. North Carolina State	<b>3-pt. Field Goals</b>	.255 (13/51) by Penn State
1 (20 att.) vs. Minnesota	<b>3-pt. FG Attempts</b>	1 (9 att.) by MD-Eastern Shore
6 (3 made) at Northwestern	<b>3-pt. FG Percentage</b>	9 (1 made) by MD-Eastern Shore
.005 (1-20) vs. Minnesota	<b>Free Throws</b>	.111 (1-9) by MD-Eastern Shore
7 (10 att.) at No. Iowa/(12 att.) at Mich. St.	<b>FT Attempts</b>	2 (5 att.) by Texas-San Antonio
10 (7 made) at Northern Iowa	<b>FT Percentage</b>	5 (2 made) by Texas-San Antonio
.577 (15-26) vs. Arizona State & at Indiana	<b>Rebounds</b>	.375 (3-8) by Wisconsin/Indiana
24 at Illinois	<b>Assists</b>	25 by Northwestern
7 at Illinois	<b>Blocked Shots</b>	5 by Robert Morris
1 at Saint Louis	<b>Steals</b>	0 by Fairfield; Drake; Michigan St; Illinois
2 vs. Texas; at Wisconsin; at Penn State; at Illinois	<b>Turnovers</b>	3 by Illinois
9 vs. Ohio State	<b>Fouls</b>	6 by Wisconsin
11 vs. Colgate/Fairfield/Arizona State/Indiana		10 by Northern Iowa

**THE STAT CREW SYSTEM For Basketball**  
**Iowa Hawkeyes Combined Team Statistics (as of Mar 06, 2006)**  
**Conference games**

<b>RECORD:</b>	<b>OVERALL</b>	<b>HOME</b>	<b>AWAY</b>	<b>NEUTRAL</b>
<b>ALL GAMES.....</b>	<b>(11-5)</b>	<b>(8-0)</b>	<b>(3-5)</b>	<b>(0-0)</b>
<b>CONFERENCE.....</b>	<b>(11-5)</b>	<b>(8-0)</b>	<b>(3-5)</b>	<b>(0-0)</b>
<b>NON-CONFERENCE.....</b>	<b>(0-0)</b>	<b>(0-0)</b>	<b>(0-0)</b>	<b>(0-0)</b>

## Player	GP-GS	Min--Avg	---TOTAL---		---3-PTS---		FT-FTA	Pct	---REBOUNDS---				PF	FO	A	TO	Blk	Stl	Pts	Avg
			FG-FGA	Pct	3FG-FGA	Pct			Off	Def	Tot	Avg								
44 Brunner, Greg.....	16-16	523 32.7	77-171	.450	4-17	.235	72-99	.727	48	105	153	9.6	42	0	29	36	10	21	230	14.4
01 Haluska, Adam.....	16-16	560 35.0	67-157	.427	28-84	.333	63-73	.863	7	62	69	4.3	34	1	33	39	2	14	225	14.1
02 Horner, Jeff.....	16-16	602 37.6	66-172	.384	41-114	.360	42-65	.646	10	59	69	4.3	23	0	83	50	0	17	215	13.4
35 Henderson, Mike....	16-16	499 31.2	50-91	.549	7-13	.538	20-36	.556	20	40	60	3.8	24	0	36	34	2	15	127	7.9
34 Hansen, Erik.....	16-16	310 19.4	45-76	.592	0-0	.000	23-32	.719	24	31	55	3.4	47	1	3	16	38	9	113	7.1
23 Thomas, Doug.....	16-0	280 17.5	29-68	.426	0-0	.000	15-23	.652	18	50	68	4.3	32	0	8	13	9	10	73	4.6
17 Freeman, Tony.....	15-0	210 14.0	15-47	.319	8-26	.308	5-7	.714	2	11	13	0.9	18	0	16	21	0	9	43	2.9
05 Thompson, Alex.....	16-0	184 11.5	10-36	.278	3-6	.500	1-6	.167	10	26	36	2.3	19	0	18	11	9	6	24	1.5
53 Gorney, Seth.....	12-0	40 3.3	4-9	.444	0-0	.000	1-2	.500	3	8	11	0.9	9	0	2	4	1	0	9	0.8
25 Reed, Carlton.....	8-0	40 5.0	1-5	.200	1-3	.333	0-0	.000	0	3	3	0.4	3	0	2	3	0	0	3	0.4
13 Wieck, Justin.....	9-0	21 2.3	0-2	.000	0-2	.000	3-4	.750	1	2	3	0.3	1	0	1	0	0	0	3	0.3
14 Wessels, Brett.....	4-0	6 1.5	0-1	.000	0-1	.000	0-0	.000	0	1	1	0.3	2	0	3	0	0	0	0	0.0
TEAM.....									23	17	40	2.7	1		2					
Total.....	16	3275	364-835	.436	92-266	.346	245-347	.706	166	415	581	36.3	255	2	234	229	71	101	1065	66.6
Opponents.....	16	3275	359-886	.405	114-328	.348	170-262	.649	163	368	531	33.2	317	-	218	214	43	128	1002	62.6

TEAM STATISTICS	IOWA	OPP	DATE	OPPONENT	W/L	SCORE	ATTEND
SCORING.....	1065	1002	*01/05/06	at Wisconsin	L	52-66	17142
Points per game.....	66.6	62.6	*01/07/06	ILLINOIS	W	63-48	15500
Scoring margin.....	+3.9	-	*01/14/06	at Penn State	W	80-76	8293
FIELD GOALS-ATT.....	364-835	359-886	*01/18/06	MINNESOTA	W 03	76-72	10535
Field goal pct.....	.436	.405	*01/21/06	at Michigan State	L	55-85	14759
3 POINT FG-ATT.....	92-266	114-328	*01/24/06	INDIANA	W	73-60	11825
3-point FG pct.....	.346	.348	*01/28/06	OHIO STATE	W	67-62	15500
3-pt FG made per game..	5.8	7.1	*02/01/06	at PURDUE	W	77-68	10514
FREE THROWS-ATT.....	245-347	170-262	*02/04/06	MICHIGAN	W	94-66	15500
Free throw pct.....	.706	.649	*02/08/06	at Northwestern	L	48-51	5764
REBOUNDS.....	581	531	*02/11/06	at Indiana	W	70-67	17278
Rebounds per game.....	36.3	33.2	*02/14/06	MICHIGAN STATE	W	66-54	15500
Rebounding margin.....	+3.1	-	*02/18/06	at Minnesota Golden Gophers	L	61-74	14308
ASSISTS.....	234	218	*02/25/06	at Illinois	L	59-71	16618
Assists per game.....	14.6	13.6	*03/01/06	PENN STATE	W	65-38	14012
TURNOVERS.....	229	214	*03/04/06	WISCONSIN	W	59-44	15500
Turnovers per game.....	14.3	13.4					
Turnover margin.....	-0.9	-					
Assist/turnover ratio..	1.0	1.0		% - - Guardians Classic, Iowa City, IA			
STEALS.....	101	128		^ - - Guardians Classic, Kansas City, MO			
Steals per game.....	6.3	8.0		+ - - Hawkeye Challenge, Iowa City, IA			
BLOCKS.....	71	43		* - - Big Ten Conference Game			
Blocks per game.....	4.4	2.7		& - - Big Ten Conference Tournament, Indianapolis, IN			
WINNING STREAK.....	2	-					
Home win streak.....	8	-					
ATTENDANCE.....	113872	104676					
Home games-Avg/Game...	8-14234	8-13084					
Neutral site-Avg/Game..	-	0-0					

SCORE BY PERIODS:	1st	2nd	OT	OT2	OT3	Total
Iowa Hawkeyes.....	496	551	3	6	9	- 1065
Opponents.....	464	524	3	6	5	- 1002

**THE STAT CREW SYSTEM For Basketball**  
**Iowa Hawkeyes Combined Team Statistics (as of Mar 06, 2006)**  
**Non-conference games**

<b>RECORD:</b>	<b>OVERALL</b>	<b>HOME</b>	<b>AWAY</b>	<b>NEUTRAL</b>
<b>ALL GAMES.....</b>	<b>(11-3)</b>	<b>(9-0)</b>	<b>(1-2)</b>	<b>(1-1)</b>
<b>CONFERENCE.....</b>	<b>(0-0)</b>	<b>(0-0)</b>	<b>(0-0)</b>	<b>(0-0)</b>
<b>NON-CONFERENCE.....</b>	<b>(11-3)</b>	<b>(9-0)</b>	<b>(1-2)</b>	<b>(1-1)</b>

## Player	GP-GS	Min--Avg	---TOTAL---		---3-PTS---		FT-FTA	Pct	---REBOUNDS---				PF	FO	A	TO	Blk	Stl	Pts	Avg
			FG-FGA	Pct	3FG-FGA	Pct			Off	Def	Tot	Avg								
01 Haluska, Adam.....	14-14	474 33.9	67-164	.409	28-81	.346	36-44	.818	13	57	70	5.0	18	0	39	20	3	19	198	14.1
44 Brunner, Greg.....	14-14	433 30.9	70-153	.458	8-20	.400	49-71	.690	44	94	138	9.9	32	0	25	37	6	10	197	14.1
02 Horner, Jeff.....	10-10	333 33.3	37-107	.346	18-57	.316	33-37	.892	10	25	35	3.5	16	0	64	24	3	16	125	12.5
35 Henderson, Mike....	14-14	381 27.2	33-77	.429	4-12	.333	37-46	.804	20	42	62	4.4	17	0	25	34	2	18	107	7.6
34 Hansen, Ere.....	14-14	273 19.5	37-66	.561	0-0	.000	13-21	.619	24	34	58	4.1	38	0	5	20	41	8	87	6.2
23 Thomas, Doug.....	14-0	235 16.8	28-54	.519	0-0	.000	10-25	.400	23	48	71	5.1	35	0	4	20	17	10	66	4.7
11 Freeman, Tony.....	14-4	285 20.4	23-65	.354	12-40	.300	5-9	.556	6	18	24	1.7	21	1	33	30	0	9	63	4.5
25 Reed, Carlton.....	11-0	136 12.4	12-39	.308	4-23	.174	6-11	.545	3	13	16	1.5	3	0	9	9	0	7	34	3.1
05 Thompson, Alex.....	14-0	205 14.6	18-54	.333	1-8	.125	4-9	.444	11	24	35	2.5	17	0	8	13	5	4	41	2.9
53 Gorney, Seth.....	9-0	45 5.0	9-12	.750	0-0	.000	0-0	.000	2	8	10	1.1	4	0	1	1	1	1	18	2.0
14 Wessels, Brett.....	2-0	6 3.0	1-1	1.000	1-1	1.000	0-0	.000	0	0	0	0.0	0	0	1	1	0	0	3	1.5
20 Kennedy, Ryan.....	1-0	2 2.0	0-0	.000	0-0	.000	0-0	.000	0	1	1	1.0	0	0	0	1	0	0	0	0.0
13 Wieck, Justin.....	4-0	17 4.3	0-3	.000	0-1	.000	0-0	.000	1	3	4	1.0	1	0	2	3	0	0	0	0.0
TEAM.....									17	22	39	2.8	0		2					
-----																				
Total.....	14	2825	335-795	.421	76-243	.313	193-273	.707	174	389	563	40.2	202	1	216	215	78	102	939	67.1
Opponents.....	14	2825	291-811	.359	72-243	.296	118-184	.641	169	337	506	36.1	250	-	168	237	50	100	772	55.1

TEAM STATISTICS	IOWA	OPP	DATE	OPPONENT	W/L	SCORE	ATTEND
SCORING.....	939	772	%11/14/05	MARYLAND-EASTERN SHORE	W	86-41	8553
Points per game.....	67.1	55.1	%11/15/05	COLGATE	W	73-51	8526
Scoring margin.....	+11.9	-	^11/21/05	vs Kentucky	W	67-63	6091
FIELD GOALS-ATT.....	335-795	291-811	^11/22/05	vs Texas	L	59-68	6357
Field goal pct.....	.421	.359	11/26/05	TEXAS-SAN ANTONIO	W	79-46	9683
3 POINT FG-ATT.....	76-243	72-243	11/30/05	NORTH CAROLINA STATE	W	45-42	13043
3-point FG pct.....	.313	.296	+12/02/05	FAIRFIELD	W	75-59	10002
3-pt FG made per game..	5.4	5.1	+12/03/05	VALPARAISO	W	72-59	9804
FREE THROWS-ATT.....	193-273	118-184	12/06/05	at Northern Iowa	LOT	63-67	13288
Free throw pct.....	.707	.641	12/09/05	at Iowa State	L	60-72	14092
REBOUNDS.....	563	506	12/17/05	ARIZONA STATE	W	62-43	10902
Rebounds per game.....	40.2	36.1	12/20/05	DRAKE UNIVERSITY	W	65-60	9732
Rebounding margin.....	+4.1	-	12/22/05	ROBERT MORRIS	W	73-51	9985
ASSISTS.....	216	168	12/30/05	at Saint Louis	W	60-50	10489
Assists per game.....	15.4	12.0					
TURNOVERS.....	215	237		% - - Guardians Classic, Iowa City, IA			
Turnovers per game.....	15.4	16.9		^ - - Guardians Classic, Kansas City, MO			
Turnover margin.....	+1.6	-		+ - - Hawkeye Challenge, Iowa City, IA			
Assist/turnover ratio..	1.0	0.7		* - - Big Ten Conference Game			
STEALS.....	102	100		& - - Big Ten Conference Tournament, Indianapolis, IN			
Steals per game.....	7.3	7.1					
BLOCKS.....	78	50					
Blocks per game.....	5.6	3.6					
WINNING STREAK.....	4	-					
Home win streak.....	9	-					
ATTENDANCE.....	90230	50317					
Home games-Avg/Game....	9-10026	3-12623					
Neutral site-Avg/Game..	-	2-6224					

SCORE BY PERIODS:	1st	2nd	OT	Total
Iowa Hawkeyes.....	473	459	7	939
Opponents.....	344	417	11	772

**THE STAT CREW SYSTEM For Basketball**  
**Iowa Hawkeyes Combined Team Statistics (as of Mar 06, 2006)**  
**Home games**

<b>RECORD:</b>	<b>OVERALL</b>	<b>HOME</b>	<b>AWAY</b>	<b>NEUTRAL</b>
<b>ALL GAMES.....</b>	<b>(17-0)</b>	<b>(17-0)</b>	<b>(0-0)</b>	<b>(0-0)</b>
<b>CONFERENCE.....</b>	<b>(8-0)</b>	<b>(8-0)</b>	<b>(0-0)</b>	<b>(0-0)</b>
<b>NON-CONFERENCE.....</b>	<b>(9-0)</b>	<b>(9-0)</b>	<b>(0-0)</b>	<b>(0-0)</b>

## Player	GP-GS	Min--Avg	---TOTAL---		---3-PTS---		FT-FTA	Pct	---REBOUNDS---				PF	FO	A	TO	Blk	Stl	Pts	Avg
			FG-FGA	Pct	3FG-FGA	Pct			Off	Def	Tot	Avg								
01 Haluska, Adam.....	17-17	583 34.3	80-174	.460	31-88	.352	60-68	.882	12	78	90	5.3	24	0	47	30	2	23	251	14.8
44 Brunner, Greg.....	17-17	543 31.9	87-181	.481	6-21	.286	57-85	.671	52	122	174	10.2	38	0	33	45	10	18	237	13.9
02 Horner, Jeff.....	14-14	504 36.0	56-155	.361	26-88	.295	44-57	.772	14	51	65	4.6	17	0	86	42	3	22	182	13.0
35 Henderson, Mike....	17-17	508 29.9	53-103	.515	7-14	.500	38-52	.731	28	49	77	4.5	23	0	46	41	2	19	151	8.9
34 Hansen, EreK.....	17-17	350 20.6	52-91	.571	0-0	.000	27-34	.794	29	40	69	4.1	44	0	5	19	47	12	131	7.7
23 Thomas, Doug.....	17-0	288 16.9	32-66	.485	0-0	.000	14-31	.452	27	60	87	5.1	37	0	5	19	17	16	78	4.6
11 Freeman, Tony.....	16-3	267 16.7	22-63	.349	10-33	.303	5-9	.556	6	15	21	1.3	16	0	34	34	0	10	59	3.7
05 Thompson, Alex.....	17-0	231 13.6	21-55	.382	4-10	.400	5-11	.455	12	32	44	2.6	20	0	15	15	9	8	51	3.0
25 Reed, Carlton.....	12-0	114 9.5	10-32	.313	3-19	.158	6-9	.667	2	10	12	1.0	2	0	8	9	0	6	29	2.4
53 Gorney, Seth.....	11-0	46 4.2	10-13	.769	0-0	.000	0-0	.000	2	9	11	1.0	4	0	1	1	1	1	20	1.8
14 Wessels, Brett.....	4-0	10 2.5	1-2	.500	1-2	.500	0-0	.000	0	1	1	0.3	2	0	4	1	0	0	3	0.8
13 Wieck, Justin.....	8-0	29 3.6	0-4	.000	0-2	.000	1-2	.500	1	5	6	0.8	1	0	3	3	0	0	1	0.1
20 Kennedy, Ryan.....	1-0	2 2.0	0-0	.000	0-0	.000	0-0	.000	0	1	1	1.0	0	0	0	1	0	0	0	0.0
TEAM.....										20	21	41	2.6	0		3				

Total.....	17	3475	424-939	.452	88-277	.318	257-358	.718	205	494	699	41.1	228	0	287	263	91	135	1193	70.2
Opponents.....	17	3475	334-972	.344	96-327	.294	132-218	.606	196	380	576	33.9	335	-	186	288	45	129	896	52.7

TEAM STATISTICS	IOWA	OPP	DATE	OPPONENT	W/L	SCORE	ATTEND
SCORING.....	1193	896	%11/14/05	MARYLAND-EASTERN SHORE	W	86-41	8553
Points per game.....	70.2	52.7	%11/15/05	COLGATE	W	73-51	8526
Scoring margin.....	+17.5	-	11/26/05	TEXAS-SAN ANTONIO	W	79-46	9683
FIELD GOALS-ATT.....	424-939	334-972	11/30/05	NORTH CAROLINA STATE	W	45-42	13043
Field goal pct.....	.452	.344	+12/02/05	FAIRFIELD	W	75-59	10002
3 POINT FG-ATT.....	88-277	96-327	+12/03/05	VALPARAISO	W	72-59	9804
3-point FG pct.....	.318	.294	12/17/05	ARIZONA STATE	W	62-43	10902
3-pt FG made per game..	5.2	5.6	12/20/05	DRAKE UNIVERSITY	W	65-60	9732
FREE THROWS-ATT.....	257-358	132-218	12/22/05	ROBERT MORRIS	W	73-51	9985
Free throw pct.....	.718	.606	*01/07/06	ILLINOIS	W	63-48	15500
REBOUNDS.....	699	576	*01/18/06	MINNESOTA	W 03	76-72	10535
Rebounds per game.....	41.1	33.9	*01/24/06	INDIANA	W	73-60	11825
Rebounding margin.....	+7.2	-	*01/28/06	OHIO STATE	W	67-62	15500
ASSISTS.....	287	186	*02/04/06	MICHIGAN	W	94-66	15500
Assists per game.....	16.9	10.9	*02/14/06	MICHIGAN STATE	W	66-54	15500
TURNOVERS.....	263	288	*03/01/06	PENN STATE	W	65-38	14012
Turnovers per game.....	15.5	16.9	*03/04/06	WISCONSIN	W	59-44	15500
Turnover margin.....	+1.5	-					
Assist/turnover ratio..	1.1	0.6	% - -	Guardians Classic, Iowa City, IA			
STEALS.....	135	129	^ - -	Guardians Classic, Kansas City, MO			
Steals per game.....	7.9	7.6	+ - -	Hawkeye Challenge, Iowa City, IA			
BLOCKS.....	91	45	* - -	Big Ten Conference Game			
Blocks per game.....	5.4	2.6	& - -	Big Ten Conference Tournament, Indianapolis, IN			
WINNING STREAK.....	17	-					
Home win streak.....	17	-					
ATTENDANCE.....	204102	0					
Home games-Avg/Game....	17-12006	0-0					
Neutral site-Avg/Game..	-	0-0					

SCORE BY PERIODS:	1st	2nd	OT	OT2	OT3	Total
Iowa Hawkeyes.....	562	613	3	6	9	- 1193
Opponents.....	410	472	3	6	5	- 896

**THE STAT CREW SYSTEM For Basketball**  
**Iowa Hawkeyes Combined Team Statistics (as of Mar 06, 2006)**  
**Away/Neutral**

<b>RECORD:</b>	<b>OVERALL</b>	<b>HOME</b>	<b>AWAY</b>	<b>NEUTRAL</b>
<b>ALL GAMES.....</b>	<b>(5-8)</b>	<b>(0-0)</b>	<b>(4-7)</b>	<b>(1-1)</b>
<b>CONFERENCE.....</b>	<b>(3-5)</b>	<b>(0-0)</b>	<b>(3-5)</b>	<b>(0-0)</b>
<b>NON-CONFERENCE.....</b>	<b>(2-3)</b>	<b>(0-0)</b>	<b>(1-2)</b>	<b>(1-1)</b>

## Player	GP-GS	Min--Avg	---TOTAL---		---3-PTS---		FT-FTA	Pct	---REBOUNDS---				PF	FO	A	TO	Blk	Stl	Pts	Avg
			FG-FGA	Pct	3FG-FGA	Pct			Off	Def	Tot	Avg								
44 Brunner, Greg.....	13-13	413 31.8	60-143	.420	6-16	.375	64-85	.753	40	77	117	9.0	36	0	21	28	6	13	190	14.6
01 Haluska, Adam.....	13-13	451 34.7	54-147	.367	25-77	.325	39-49	.796	8	41	49	3.8	28	1	25	29	3	10	172	13.2
02 Horner, Jeff.....	12-12	431 35.9	47-124	.379	33-83	.398	31-45	.689	6	33	39	3.3	22	0	61	32	0	11	158	13.2
35 Henderson, Mike....	13-13	372 28.6	30-65	.462	4-11	.364	19-30	.633	12	33	45	3.5	18	0	15	27	2	14	83	6.4
34 Hansen, Erik.....	13-13	233 17.9	30-51	.588	0-0	.000	9-19	.474	19	25	44	3.4	41	1	3	17	32	5	69	5.3
23 Thomas, Doug.....	13-0	227 17.5	25-56	.446	0-0	.000	11-17	.647	14	38	52	4.0	30	0	7	14	9	4	61	4.7
11 Freeman, Tony.....	13-1	228 17.5	16-49	.327	10-33	.303	5-7	.714	2	14	16	1.2	23	1	15	17	0	8	47	3.6
25 Reed, Carlton.....	7-0	62 8.9	3-12	.250	2-7	.286	0-2	.000	1	6	7	1.0	4	0	3	3	0	1	8	1.1
05 Thompson, Alex.....	13-0	158 12.2	7-35	.200	0-4	.000	0-4	.000	9	18	27	2.1	16	0	11	9	5	2	14	1.1
53 Gorney, Seth.....	10-0	39 3.9	3-8	.375	0-0	.000	1-2	.500	3	7	10	1.0	9	0	2	4	1	0	7	0.7
13 Wieck, Justin.....	5-0	9 1.8	0-1	.000	0-1	.000	2-2	1.000	1	0	1	0.2	1	0	0	0	0	0	2	0.4
14 Wessels, Brett.....	2-0	2 1.0	0-0	.000	0-0	.000	0-0	.000	0	0	0	0.0	0	0	0	0	0	0	0	0.0
TEAM.....									20	18	38	2.9	1		1					
Total.....	13	2625	275-691	.398	80-232	.345	181-262	.691	135	310	445	34.2	229	3	163	181	58	68	811	62.4
Opponents.....	13	2625	316-725	.436	90-244	.369	156-228	.684	136	325	461	35.5	232	-	200	163	48	99	878	67.5

TEAM STATISTICS	IOWA	OPP	DATE	OPPONENT	W/L	SCORE	ATTEND
SCORING.....	811	878	^11/21/05	vs Kentucky	W	67-63	6091
Points per game.....	62.4	67.5	^11/22/05	vs Texas	L	59-68	6357
Scoring margin.....	-5.2	-	12/06/05	at Northern Iowa	LOT	63-67	13288
FIELD GOALS-ATT.....	275-691	316-725	12/09/05	at Iowa State	L	60-72	14092
Field goal pct.....	.398	.436	12/30/05	at Saint Louis	W	60-50	10489
3 POINT FG-ATT.....	80-232	90-244	*01/05/06	at Wisconsin	L	52-66	17142
3-point FG pct.....	.345	.369	*01/14/06	at Penn State	W	80-76	8293
3-pt FG made per game..	6.2	6.9	*01/21/06	at Michigan State	L	55-85	14759
FREE THROWS-ATT.....	181-262	156-228	*02/01/06	at PURDUE	W	77-68	10514
Free throw pct.....	.691	.684	*02/08/06	at Northwestern	L	48-51	5764
REBOUNDS.....	445	461	*02/11/06	at Indiana	W	70-67	17278
Rebounds per game.....	34.2	35.5	*02/18/06	at Minnesota Golden Gophers	L	61-74	14308
Rebounding margin.....	-1.2	-	*02/25/06	at Illinois	L	59-71	16618
ASSISTS.....	163	200					
Assists per game.....	12.5	15.4		% - - Guardians Classic, Iowa City, IA			
TURNOVERS.....	181	163		^ - - Guardians Classic, Kansas City, MO			
Turnovers per game.....	13.9	12.5		+ - - Hawkeye Challenge, Iowa City, IA			
Turnover margin.....	-1.4	-		* - - Big Ten Conference Game			
Assist/turnover ratio..	0.9	1.2		& - - Big Ten Conference Tournament, Indianapolis, IN			
STEALS.....	68	99					
Steals per game.....	5.2	7.6					
BLOCKS.....	58	48					
Blocks per game.....	4.5	3.7					
WINNING STREAK.....	0	-					
Home win streak.....	0	-					
ATTENDANCE.....	0	154993					
Home games-Avg/Game....	0-0	11-12959					
Neutral site-Avg/Game..	-	2-6224					

SCORE BY PERIODS:	1st	2nd	OT	Total
Iowa Hawkeyes.....	407	397	7	811
Opponents.....	398	469	11	878

**THE STAT CREW SYSTEM For Basketball**  
**Iowa Hawkeyes Combined Team Statistics (as of Mar 06, 2006)**

**Games won**

<b>RECORD:</b>	<b>OVERALL</b>	<b>HOME</b>	<b>AWAY</b>	<b>NEUTRAL</b>
<b>ALL GAMES.....</b>	<b>(22-0)</b>	<b>(17-0)</b>	<b>(4-0)</b>	<b>(1-0)</b>
<b>CONFERENCE.....</b>	<b>(11-0)</b>	<b>(8-0)</b>	<b>(3-0)</b>	<b>(0-0)</b>
<b>NON-CONFERENCE.....</b>	<b>(11-0)</b>	<b>(9-0)</b>	<b>(1-0)</b>	<b>(1-0)</b>

## Player	GP-GS	Min--Avg	---TOTAL---		---3-PTS---		FT-FTA	Pct	---REBOUNDS---				PF	FO	A	TO	Blk	Stl	Pts	Avg
			FG-FGA	Pct	3FG-FGA	Pct			Off	Def	Tot	Avg								
01 Haluska, Adam.....	22-22	752 34.2	105-231	.455	45-121	.372	75-89	.843	15	100	115	5.2	32	0	58	38	2	24	330	15.0
02 Horner, Jeff.....	19-19	691 36.4	82-215	.381	44-127	.346	62-83	.747	15	64	79	4.2	23	0	116	57	3	28	270	14.2
44 Brunner, Greg.....	22-22	696 31.6	109-227	.480	8-27	.296	76-113	.673	65	150	215	9.8	51	0	39	59	12	27	302	13.7
35 Henderson, Mike....	22-22	653 29.7	69-135	.511	11-21	.524	50-72	.694	32	62	94	4.3	30	0	55	49	2	27	199	9.0
34 Hansen, Ere.....	22-22	447 20.3	62-109	.569	0-0	.000	30-38	.789	37	52	89	4.0	61	1	7	26	64	14	154	7.0
23 Thomas, Doug.....	22-0	375 17.0	42-88	.477	0-0	.000	16-35	.457	32	80	112	5.1	51	0	9	24	23	18	100	4.5
11 Freeman, Tony.....	21-3	343 16.3	27-78	.346	12-42	.286	8-13	.615	6	19	25	1.2	23	0	36	37	0	14	74	3.5
05 Thompson, Alex.....	22-0	285 13.0	25-67	.373	4-10	.400	5-11	.455	13	39	52	2.4	25	0	18	17	12	9	59	2.7
25 Reed, Carlton.....	14-0	132 9.4	12-38	.316	5-24	.208	6-9	.667	2	12	14	1.0	3	0	9	11	0	7	35	2.5
53 Gorney, Seth.....	16-0	58 3.6	10-14	.714	0-0	.000	0-0	.000	2	9	11	0.7	8	0	2	1	1	1	20	1.3
14 Wessels, Brett.....	4-0	10 2.5	1-2	.500	1-2	.500	0-0	.000	0	1	1	0.3	2	0	4	1	0	0	3	0.8
13 Wieck, Justin.....	9-0	31 3.4	0-4	.000	0-2	.000	1-2	.500	1	5	6	0.7	1	0	3	3	0	0	1	0.1
20 Kennedy, Ryan.....	1-0	2 2.0	0-0	.000	0-0	.000	0-0	.000	0	1	1	1.0	0	0	0	1	0	0	0	0.0
TEAM.....										24	29	53	2.5	1		4				

Total.....	22	4475	544-1208	.450	130-376	.346	329-465	.708	244	623	867	39.4	311	1	356	328	119	169	1547	70.3
Opponents.....	22	4475	450-1259	.357	130-426	.305	190-305	.623	252	507	759	34.5	431	-	250	356	59	168	1220	55.5

TEAM STATISTICS	IOWA	OPP	DATE	OPPONENT	W/L	SCORE	ATTEND
SCORING.....	1547	1220	%11/14/05	MARYLAND-EASTERN SHORE	W	86-41	8553
Points per game.....	70.3	55.5	%11/15/05	COLGATE	W	73-51	8526
Scoring margin.....	+14.9	-	^11/21/05	vs Kentucky	W	67-63	6091
FIELD GOALS-ATT.....	544-1208	450-1259	11/26/05	TEXAS-SAN ANTONIO	W	79-46	9683
Field goal pct.....	.450	.357	11/30/05	NORTH CAROLINA STATE	W	45-42	13043
3 POINT FG-ATT.....	130-376	130-426	+12/02/05	FAIRFIELD	W	75-59	10002
3-point FG pct.....	.346	.305	+12/03/05	VALPARAISO	W	72-59	9804
3-pt FG made per game..	5.9	5.9	12/17/05	ARIZONA STATE	W	62-43	10902
FREE THROWS-ATT.....	329-465	190-305	12/20/05	DRAKE UNIVERSITY	W	65-60	9732
Free throw pct.....	.708	.623	12/22/05	ROBERT MORRIS	W	73-51	9985
REBOUNDS.....	867	759	12/30/05	at Saint Louis	W	60-50	10489
Rebounds per game.....	39.4	34.5	*01/07/06	ILLINOIS	W	63-48	15500
Rebounding margin.....	+4.9	-	*01/14/06	at Penn State	W	80-76	8293
ASSISTS.....	356	250	*01/18/06	MINNESOTA	W	76-72	10535
Assists per game.....	16.2	11.4	*01/24/06	INDIANA	W	73-60	11825
TURNOVERS.....	328	356	*01/28/06	OHIO STATE	W	67-62	15500
Turnovers per game.....	14.9	16.2	*02/01/06	at PURDUE	W	77-68	10514
Turnover margin.....	+1.3	-	*02/04/06	MICHIGAN	W	94-66	15500
Assist/turnover ratio..	1.1	0.7	*02/11/06	at Indiana	W	70-67	17278
STEALS.....	169	168	*02/14/06	MICHIGAN STATE	W	66-54	15500
Steals per game.....	7.7	7.6	*03/01/06	PENN STATE	W	65-38	14012
BLOCKS.....	119	59	*03/04/06	WISCONSIN	W	59-44	15500
Blocks per game.....	5.4	2.7					
WINNING STREAK.....	22	-	% - -	Guardians Classic, Iowa City, IA			
Home win streak.....	17	-	^ - -	Guardians Classic, Kansas City, MO			
ATTENDANCE.....	204102	52665	+ - -	Hawkeye Challenge, Iowa City, IA			
Home games-Avg/Game....	17-12006	4-11644	* - -	Big Ten Conference Game			
Neutral site-Avg/Game..	-	1-6091	& - -	Big Ten Conference Tournament, Indianapolis, IN			

SCORE BY PERIODS:	1st	2nd	OT	OT2	OT3	Total
Iowa Hawkeyes.....	735	794	3	6	9	- 1547
Opponents.....	566	640	3	6	5	- 1220

**THE STAT CREW SYSTEM For Basketball**  
**Iowa Hawkeyes Combined Team Statistics (as of Mar 06, 2006)**  
**Games lost**

<b>RECORD:</b>	<b>OVERALL</b>	<b>HOME</b>	<b>AWAY</b>	<b>NEUTRAL</b>
<b>ALL GAMES.....</b>	<b>(0-8)</b>	<b>(0-0)</b>	<b>(0-7)</b>	<b>(0-1)</b>
<b>CONFERENCE.....</b>	<b>(0-5)</b>	<b>(0-0)</b>	<b>(0-5)</b>	<b>(0-0)</b>
<b>NON-CONFERENCE.....</b>	<b>(0-3)</b>	<b>(0-0)</b>	<b>(0-2)</b>	<b>(0-1)</b>

## Player	GP-GS	Min--Avg	---TOTAL---		---3-PTS---		FT-FTA	Pct	---REBOUNDS---				PF	FO	A	TO	Blk	Stl	Pts	Avg
			FG-FGA	Pct	3FG-FGA	Pct			Off	Def	Tot	Avg								
44 Brunner, Greg.....	8-8	260 32.5	38-97	.392	4-10	.400	45-57	.789	27	49	76	9.5	23	0	15	14	4	4	125	15.6
01 Haluska, Adam.....	8-8	282 35.2	29-90	.322	11-44	.250	24-28	.857	5	19	24	3.0	20	1	14	21	3	9	93	11.6
02 Horner, Jeff.....	7-7	244 34.9	21-64	.328	15-44	.341	13-19	.684	5	20	25	3.6	16	0	31	17	0	5	70	10.0
34 Hansen, Erek.....	8-8	136 17.0	20-33	.606	0-0	.000	6-15	.400	11	13	24	3.0	24	0	1	10	15	3	46	5.8
23 Thomas, Doug.....	8-0	140 17.5	15-34	.441	0-0	.000	9-13	.692	9	18	27	3.4	16	0	3	9	3	2	39	4.9
35 Henderson, Mike....	8-8	227 28.4	14-33	.424	0-4	.000	7-10	.700	8	20	28	3.5	11	0	6	19	2	6	35	4.4
11 Freeman, Tony.....	8-1	152 19.0	11-34	.324	8-24	.333	2-3	.667	2	10	12	1.5	16	1	13	14	0	4	32	4.0
53 Gorney, Seth.....	5-0	27 5.4	3-7	.429	0-0	.000	1-2	.500	3	7	10	2.0	5	0	1	4	1	0	7	1.4
05 Thompson, Alex.....	8-0	104 13.0	3-23	.130	0-4	.000	0-4	.000	8	11	19	2.4	11	0	8	7	2	1	6	0.8
13 Wieck, Justin.....	4-0	7 1.8	0-1	.000	0-1	.000	2-2	1.000	1	0	1	0.3	1	0	0	0	0	0	2	0.5
25 Reed, Carlton.....	5-0	44 8.8	1-6	.167	0-2	.000	0-2	.000	1	4	5	1.0	3	0	2	1	0	0	2	0.4
14 Wessels, Brett.....	2-0	2 1.0	0-0	.000	0-0	.000	0-0	.000	0	0	0	0.0	0	0	0	0	0	0	0	0.0
TEAM.....									16	10	26	3.3	0		0					
Total.....	8	1625	155-422	.367	38-133	.286	109-155	.703	96	181	277	34.6	146	2	94	116	30	34	457	57.1
Opponents.....	8	1625	200-438	.457	56-145	.386	98-141	.695	80	198	278	34.8	136	-	136	95	34	60	554	69.2

TEAM STATISTICS	IOWA	OPP	DATE	OPPONENT	W/L	SCORE	ATTEND
SCORING.....	457	554	^11/22/05	vs Texas	L	59-68	6357
Points per game.....	57.1	69.2	12/06/05	at Northern Iowa	LOT	63-67	13288
Scoring margin.....	-12.1	-	12/09/05	at Iowa State	L	60-72	14092
FIELD GOALS-ATT.....	155-422	200-438	*01/05/06	at Wisconsin	L	52-66	17142
Field goal pct.....	.367	.457	*01/21/06	at Michigan State	L	55-85	14759
3 POINT FG-ATT.....	38-133	56-145	*02/08/06	at Northwestern	L	48-51	5764
3-point FG pct.....	.286	.386	*02/18/06	at Minnesota Golden Gophers	L	61-74	14308
3-pt FG made per game..	4.8	7.0	*02/25/06	at Illinois	L	59-71	16618
FREE THROWS-ATT.....	109-155	98-141					
Free throw pct.....	.703	.695	% - -	Guardians Classic, Iowa City, IA			
REBOUNDS.....	277	278	^ - -	Guardians Classic, Kansas City, MO			
Rebounds per game.....	34.6	34.8	+ - -	Hawkeye Challenge, Iowa City, IA			
Rebounding margin.....	-0.1	-	* - -	Big Ten Conference Game			
ASSISTS.....	94	136	& - -	Big Ten Conference Tournament, Indianapolis, IN			
Assists per game.....	11.8	17.0					
TURNOVERS.....	116	95					
Turnovers per game.....	14.5	11.9					
Turnover margin.....	-2.6	-					
Assist/turnover ratio..	0.8	1.4					
STEALS.....	34	60					
Steals per game.....	4.3	7.5					
BLOCKS.....	30	34					
Blocks per game.....	3.8	4.3					
WINNING STREAK.....	0	-					
Home win streak.....	0	-					
ATTENDANCE.....	0	102328					
Home games-Avg/Game....	0-0	7-13710					
Neutral site-Avg/Game..	-	1-6357					

SCORE BY PERIODS:	1st	2nd	OT	Total
Iowa Hawkeyes.....	234	216	7	457
Opponents.....	242	301	11	554



**Game-By-Game Statistics**

<b>Team</b>	<b>Score</b>	<b>FG-A</b>	<b>PCT</b>	<b>3-PT.FG</b>	<b>PCT</b>	<b>FT-A</b>	<b>PCT</b>	<b>REB</b>	<b>PF</b>	<b>AS</b>	<b>TO</b>	<b>BS</b>	<b>ST</b>
at Iowa	86	33-65	.508	5-16	.313	15-21	.714	47	14	25	16	8	17
MD-Eastern Shore	41	16-59	.271	1-9	.111	8-14	.571	36	17	6	25	1	5
at Iowa	73	28-57	.491	7-18	.389	10-15	.667	36	11	18	14	4	8
Colgate	51	21-50	.420	5-16	.313	4-9	.444	29	16	16	18	1	6
Iowa (n)	67	23-60	.383	4-15	.267	17-23	.739	39	19	14	15	9	6
Kentucky	63	20-61	.328	9-20	.450	14-21	.667	45	21	14	17	3	6
Iowa (n)	59	22-65	.338	5-25	.200	10-15	.667	41	20	15	10	2	2
Texas	68	23-55	.418	6-16	.375	16-20	.800	38	18	11	12	6	5
at Iowa	79	27-57	.474	3-13	.231	22-31	.710	42	13	17	13	4	11
Texas-San Antonio	46	20-56	.357	4-14	.286	2-5	.400	34	22	13	23	3	8
at Iowa	45	17-57	.298	2-12	.167	8-11	.818	40	12	10	19	5	11
N.C. State	42	17-50	.340	3-18	.167	5-10	.500	38	15	11	24	7	6
at Iowa	75	25-48	.521	5-18	.278	20-24	.833	42	11	21	20	11	3
Fairfield	59	18-67	.269	12-29	.414	11-15	.733	35	19	15	13	0	9
at Iowa	72	24-58	.414	7-16	.438	17-21	.810	42	13	13	17	6	5
Valparaiso	59	25-64	.391	3-18	.167	6-11	.545	35	22	13	13	4	7
Iowa	63	24-56	.429	8-20	.400	7-10	.700	32	15	12	14	5	6
at Northern Iowa (OT)	67	25-56	.446	8-22	.364	9-12	.750	36	10	16	17	5	4
Iowa	60	18-53	.340	2-15	.133	22-33	.667	44	19	7	20	5	8
at Iowa State	72	28-66	.424	6-20	.300	10-10	.526	39	20	15	15	5	13
at Iowa	62	21-52	.404	5-17	.294	15-26	.577	41	11	15	13	3	4
Arizona State	43	18-53	.340	3-13	.231	4-8	.500	35	23	10	17	4	5
at Iowa	65	23-54	.426	6-23	.261	13-18	.722	39	17	14	17	8	7
Drake	60	23-62	.371	6-15	.400	8-10	.800	35	19	15	16	0	9
at Iowa	73	29-64	.453	7-16	.438	8-13	.615	46	12	20	16	7	9
Robert Morris	51	19-62	.306	4-20	.200	9-10	.900	36	15	5	17	4	11
Iowa	60	21-49	.429	10-19	.526	8-12	.667	32	15	15	11	1	5
at Saint Louis	50	18-50	.360	2-13	.154	12-20	.600	35	13	8	10	5	7
Iowa	52	17-56	.304	5-17	.294	13-17	.765	41	18	12	11	5	2
at Wisconsin	66	28-60	.467	7-17	.412	3-8	.375	36	14	20	6	5	9
at Iowa	63	18-51	.353	3-11	.273	24-32	.720	45	13	11	15	4	5
Illinois	48	18-52	.346	5-26	.192	7-15	.467	32	27	8	16	2	6

*Game-By-Game Statistics*

Team	Score	FG-A	PCT	3-PT.FG	PCT	FT-A	PCT	REB	PF	AS	TO	BS	ST
Iowa	80	27-56	.482	11-28	.393	15-22	.682	36	17	18	12	8	2
at Penn State	76	26-64	.406	9-25	.360	15-21	.714	40	19	17	9	2	11
at Iowa	76	27-70	.386	1-20	.005	21-29	.724	54	16	17	16	6	7
Minnesota	72	26-74	.351	7-19	.368	13-24	.542	50	24	11	19	4	8
Iowa	55	21-62	.339	6-19	.316	7-12	.583	39	18	17	18	4	4
at Mich. State	85	30-60	.500	9-19	.474	16-18	.889	36	18	26	10	4	11
at Iowa	60	23-45	.511	4-15	.267	23-30	.761	35	11	14	17	8	9
Indiana	73	22-60	.367	13-31	.419	3-8	.375	30	26	11	15	2	11
at Iowa	67	25-59	.424	3-13	.231	14-17	.824	43	11	16	9	2	3
Ohio State	62	20-57	.351	9-24	.375	13-16	.813	30	20	11	8	5	6
Iowa	77	25-51	.490	10-20	.500	17-24	.708	26	13	12	11	2	12
at Purdue	68	29-56	.518	5-19	.263	5-7	.714	28	18	12	15	1	5
at Iowa	94	32-49	.653	13-19	.684	17-24	.708	34	22	27	18	2	7
Michigan	66	22-53	.415	6-22	.273	16-28	.571	27	21	15	16	2	9
Iowa	48	13-37	.351	3-6	.500	19-27	.704	31	15	10	17	2	5
at Northwestern	51	17-39	.436	9-20	.450	8-12	.667	25	23	13	17	6	9
Iowa	70	24-53	.453	7-17	.412	15-26	.577	35	19	10	16	8	9
at Indiana	67	23-56	.411	9-22	.409	12-18	.667	35	25	13	17	3	10
at Iowa	66	24-51	.471	5-13	.385	13-20	.650	33	14	16	14	3	11
Mich. State	54	21-51	.412	3-17	.176	9-14	.643	33	21	9	18	0	8
Iowa	61	19-46	.413	5-15	.333	18-24	.750	25	19	14	13	4	5
at Minnesota	74	26-51	.510	4-13	.308	18-23	.783	36	15	19	10	3	6
Iowa	59	21-47	.447	4-16	.250	13-17	.765	24	22	7	13	3	2
at Illinois	71	23-51	.451	7-18	.389	18-29	.621	32	18	16	8	0	3
at Iowa	65	25-46	.543	7-20	.350	8-11	.727	38	14	21	19	8	6
Penn State	38	13-51	.255	4-18	.222	8-12	.667	27	11	10	14	1	10
at Iowa	59	23-56	.411	5-17	.294	8-15	.533	45	13	12	10	4	12
Wisconsin	44	15-51	.294	8-18	.444	6-9	.667	33	17	7	16	1	6

Iowa (n)

Michigan/Minnesota

---

**Season & Career Bests**

---

**Season Bests**

<b>Player</b>	<b>Points</b>	<b>Rebounds</b>	<b>Assists</b>	<b>Blocks</b>	<b>Steals</b>
J.R. Angle	Redshirting				
Dan Bohall	Redshirting				
Greg Brunner	27 at Illinois	23 vs. Minnesota	3, six times	3 vs. Penn State	5 at Indiana
Tony Freeman	10 vs. Michigan	5 vs. UMES	7 vs. ASU		3 vs. UMES/ISU
Seth Gorney	10 vs. UMES	6 at Mich. St.	1, three times	1, at Wisconsin	
Adam Haluska	29 at Penn State	10 vs. Indiana	6 vs. Drake	2 at Minnesota	3, five times
Erek Hansen	20 vs. Minnesota	8 vs. Colgate/NC. St.	1, seven times	7 vs. Fairfield	2, three times
Mike Henderson	17 at Purdue	8 vs. Drake/Illinois	6 vs. Rob Morris/Wis.	1, at IA State/at Ill	4 vs. KY/RMU
Jeff Horner	32 at Purdue	8 vs. Fairfield/at Ill	10 vs. Fairfield/Minn.	1, three times	3, three times
Ryan Kennedy		1 vs. UMES			
Kurt Looby	Redshirting				
Carlton Reed	9 vs. ASU	3 vs. Rob. Morris	3 vs. UTSA		2 vs. Drake
Doug Thomas	12 vs. Texas	10 vs. UMES	2 at Wisconsin	4 vs. Drake	3 vs. UMES/RMU
Alex Thompson	11 vs. UTSA	6, three times	6 vs. Penn State	2 vs. Colgate	1, five times
Brett Wessels	3 vs. Rob. Morris	1 vs. Penn State	2 vs. Michigan		
Justin Wieck	2 at Wisconsin	4 vs. Rob. Morris	1, three times		

**Career Bests**

<b>Player</b>	<b>Points</b>	<b>Rebounds</b>	<b>Assists</b>
J.R. Angle	3 vs. Western IL/N. Carolina, '05	2 at Drake, '05	1 vs. Centenary, '05
Dan Bohall			
Greg Brunner	28 at Northwestern, '05	23 vs. Minnesota	5, three times, last at Penn St., '05
Tony Freeman	10 vs. Michigan	7 vs. UMES	7 vs. Arizona State
Seth Gorney	10 vs. Maryland-Eastern Shore	6 at Michigan State	1, six times, last vs. Penn State
Adam Haluska	29 at Penn State	11 vs. ARK-Pine Bluff, '03	6 vs. Drake
Erek Hansen	12 vs. Minnesota	8 vs. Colgate/NC State	2, six times, last at Wisconsin, '05
Mike Henderson	17 vs. Michigan St., '05	8 vs. Drake/Illinois	6 vs. Robert Morris/Wisconsin
Jeff Horner	32 at Purdue	11 vs. Illinois, '03	11 vs. Greensboro, '05
Ryan Kennedy		1 vs. Maryland-Eastern Shore	
Carlton Reed	14 at Drake, '05	3, four times, last vs. Rob. Morris	5 vs. Purdue, '05
Doug Thomas	14 vs. Western IL/Purdue, '05	11 vs. Michigan St., '05	2 at Wisconsin
Alex Thompson	11 vs. UTSA	9 at Minnesota, '05	6 vs. Penn State
Brett Wessels	3 vs. Robert Morris	1 vs. Penn State	2 vs. Michigan
Justin Wieck	2 vs. N. Car., '05/at Wisconsin	4 vs. Robert Morris	1, three times, last vs. Michigan

**NOTE: Career bests occurred in 2005-06 unless otherwise noted.**

## Individual Points/Rebounds

	A N G L E	B R U N E R	F R E M M A N	G O R D O N	H A L L S E Y A	H A N S E N S O N	H E N R I C S O N	H O R N E R R Y	K E N N E D Y	L O B B Y	R E D D Y	T H O M A S	T H O M A S	W E S T L E Y	W I L I A M S O N
% MD-Eastern Shore	R	16#7	9-5	10-5	16#4	5#2	10#4	16#2	0-1	R	INJ	4-10	6-5	0-0	0-0
% Colgate	E	16#8	0-1	4-1	14#3	11#8	9#4	13#6	DNP	E	INJ	4-5	2-0	DNP	DNP
^ Kentucky	D	17#12	5-2	0-0	9#4	6#3	15#7	5#1	DNP	D	DNP	6-7	4-1	DNP	DNP
^ Texas	S	6#8	0-1	DNP	23#7	5#5	2#7	9#3	DNP	S	2-1	12-5	0-2	DNP	DNP
TX-San Antonio	H	14#6	1-3	4-1	15#7	8#4	4#1	13#3	DNP	H	6-0	3-8	11-6	DNP	0-0
N.C. State	I	11#6	0-2	0-2	18#6	2#8	2#3	13#4	DNP	I	0-1	3-5	0-1	DNP	DNP
+ Fairfield	R	23#11	8-1	DNP	11#5	8#6	8#3	12#8	DNP	R	1-2	0-4	4-1	DNP	DNP
+ Valparaiso	T	9#13	5-0	DNP	14#6	6#5	15#6	19#3	DNP	T	0-0	2-3	2-0	DNP	DNP
at No. Iowa		26#10	8-3	DNP	3#23	8#1	4#2	10#3	DNP		0-1	0-1	4-3	DNP	DNP
at Iowa State		11#12	8#1	0-1	16#4	14#7	5#5	INJ	DNP		0-2	4-3	2-6	DNP	0-0
Arizona State		12#15	6#1	0-0	17#5	4#0	10#5	INJ	DNP		9-2	4-4	0-6	DNP	DNP
Drake		17#12	6#1	DNP	11#3	0#0	12#8	INJ	DNP		6-2	11-8	2-1	DNP	DNP
Robert Morris		15#10	7#2	0-0	18#9	4#5	8#4	INJ	DNP		4-3	10-4	4-3	3-0	0-4
at Saint Louis		6#8	2-1	0-0	17#5	6#4	3#3	17#2	DNP		6-2	3-4	0-0	DNP	DNP
* at Wisconsin		8#10	3-2	1-1	11#2	4#5	2#2	11#3	DNP		0-0	10-8	0-5	0-0	2-1
* Illinois		8#12	0-1	0-0	15#3	8#4	10#8	16#6	DNP		0-2	5-4	1-3	DNP	0-0
* at Penn State		13#6	3-1	0-0	29#3	7#6	3#1	17#4	DNP		0-0	4-7	4-4	DNP	DNP
* Minnesota		17#23	2-1	DNP	12#4	20#6	9#7	10#5	DNP		DNP	2-3	4-1	DNP	DNP
* at Mich. State		17#11	3-2	2-6	19#3	0#2	2#3	6#4	DNP		0-1	6-1	0-2	0-0	0-0
* Indiana		17#8	0-0	DNP	20#10	9#5	9#5	13#3	DNP		0-0	3-3	0-2	DNP	DNP
* Ohio State		17#9	INJ	0-1	18#7	8#2	8#5	2#6	DNP		0-0	10-5	3-2	DNP	1-1
* at Purdue		10#7	0-0	0-0	11#6	2#1	17#3	32#4	DNP		DNP	5-3	0-1	DNP	0-0
* Michigan		17#9	10-2	2-0	18#2	8#4	11#2	14#4	DNP		3-0	4-6	7-3	0-0	0-1
* at Northwestern		13#11	4-2	DNP	9#4	6#2	6#1	10#3	DNP		DNP	0-4	0-1	DNP	DNP
* at Indiana		19#8	5-0	0-0	13#7	2#6	10#3	17#3	DNP		DNP	4-4	0-2	DNP	DNP
* Mich. State		15#10	2-1	DNP	11#5	13#5	4#6	15#1	DNP		DNP	6-2	0-1	DNP	DNP
* at Minnesota		17#7	3-0	4-1	9#1	3#1	8#5	13#1	DNP		DNP	4-3	0-0	DNP	0-0
* at Illinois		27#7	3-1	0-1	3#1	6#1	6#3	11#8	DNP		DNP	3-2	0-0	DNP	DNP
* Penn State		8#10	5-0	0-1	11#4	15#3	16#3	6#7	DNP		0-0	2-4	2-5	0-1	0-0
* Wisconsin		7#5	0-0	0-0	16#7	0#4	6#3	22#7	DNP		DNP	5-9	3-4	DNP	0-0
& Michigan/Minnesota															

% - - Guardians Classic, Iowa City, IA

^ - - Guardians Classic, Kansas City, MO

+ - - Hawkeye Challenge, Iowa City, IA

\* - - Big Ten Conference Game

& - -Big Ten Conference Tournament, Indianapolis, IN

# - - Denotes starting line-up

## Iowa's Record When . . .

When playing at home:	17-0	When leading at the half:	21-4	When wearing White:	14-1
When playing on the road:	4-7	When trailing at the half:	1-4	When wearing Black:	4-7
When playing on a neutral court:	1-1	When tied at the half:	0-0	When wearing Gold:	4-0
When Iowa scores 100 points or more:	0-0	Iowa field goal percentage at home:	424-939	.452	
When Iowa scores 90-99 points:	1-0	Iowa field goal percentage on road:	275-691	.398	
When Iowa scores 80-89 points:	2-0	Iowa 3-point percentage at home:	88-277	.318	
When Iowa scores 70-79 points:	9-0	Iowa 3-point percentage on road:	80-232	.345	
When Iowa scores under 70 points:	10-8	Iowa free throw percentage at home:	257-358	.719	
		Iowa free throw percentage on road:	181-262	.691	
When opponent scores 100 points or more:	0-0	On Sunday:	0-0		
When opponent scores 90-99 points:	0-0	On Monday:	2-0		
When opponent scores 80-89 points:	0-1	On Tuesday:	4-2		
When opponent scores 70-79 points:	2-2	On Wednesday:	4-1		
When opponent scores 60-69 points:	6-3	On Thursday:	1-1		
When opponent scores fewer than 60 points:	14-1	On Friday:	2-1		
		On Saturday:	9-3		
When Iowa shoots at least 50% from the field:	5-0	On CBS:	0-0		
When Iowa shoots less than 50% from the field:	17-8	On ESPN:	4-2		
When opponent shoots at least 50% from the field:	1-2	On ESPN2:	3-1		
When opponent shoots less than 50% from the field:	21-6	On ESPN Plus:	15-3		
When Iowa has higher FG% than opponent:	20-0	On Opponent Network:	0-2		
When opponent has higher FG%:	2-8	No Television:	0-0		
When FG% is equal:	0-0				
When Iowa outrebounds opponent:	16-5	Most Points, First Half:	44 vs. M-Eastern Shore		
When opponent has more rebounds:	4-2	Fewest Points, First Half:	22 at Northwestern		
When rebounds are equal:	2-0	Most Points Allowed, First Half:	38 at Minnesota		
		Fewest Points Allowed, First Half:	12 vs. Arizona State		
When Iowa shoots at least 80% from the line:	4-0	Most Points, Second Half:	52 at Purdue/vs. Mich.		
When Iowa shoots less than 80% from the line:	18-8	Fewest Points, Second Half:	18 at Wisconsin		
When opponent shoots at least 80% from the line:	3-2	Most Points Allowed, Second Half:	48 at Michigan State		
When opponent shoots less than 80% from the line:	19-6	Fewest Points Allowed, Second Half:	20 vs. NC State		
When Iowa shoots more free throws than opponent:	20-4				
When opponent shoots more free throws:	2-4	Largest Halftime Advantage:	24 vs. M-Eastern Shore		
When free throws attempts are equal:	0-0	Largest Halftime Deficit:	9 at Michigan State		
When Iowa has higher FT% than opponent:	16-4				
When opponent has higher FT%:	6-4				
When FT% is equal:	0-0				
When Iowa shoots at least 50% from three-point range:	3-1				
When Iowa shoots less than 50% from three-point range:	19-7				
When opponent shoots at least 50% from three-point range:	1-0				
When opponent shoots less than 50% from three-point range:	21-8				
When Iowa has a higher three-point FG% than opponent:	13-3				
When opponent has a higher three-point FG%:	8-5				
When three-point FG% is equal:	1-0				
When Iowa has more assists than opponent:	17-1				
When opponent has more assists:	3-7				
When assists are equal:	2-0				
When Iowa has fewer turnovers than opponent:	13-1				
When opponent has fewer turnovers:	9-6				
When turnovers are equal:	0-1				
When Iowa has more steals than opponent:	7-1				
When opponent has more steals:	14-7				
When steals are equal:	1-0				

*Iowa Under Steve Alford . . .*

When playing at home:	86-25	When leading at the half:	101-24	When wearing White:	64-19
When playing on the road:	26-52	When trailing at the half:	30-62	When wearing Black:	30-52
When playing on a neutral court:	20-14	When tied at the half:	1-5	When wearing Gold:	38-20
When Iowa scores 100 points or more:	2-0	Iowa field goal percentage at home:	2,663-6,049	.440	
When Iowa scores 90-99 points:	6-2	Iowa field goal percentage on road:	2,559-5,961	.429	
When Iowa scores 80-89 points:	31-5	Iowa 3-point percentage at home:	580-1,792	.324	
When Iowa scores 70-79 points:	53-18	Iowa 3-point percentage on road:	640-1,859	.344	
When Iowa scores under 70 points:	40-66	Iowa free throw percentage at home:	1,978-2,838	.697	
		Iowa free throw percentage on road:	1,757-2,536	.693	
When opponent scores 100 points or more:	0-1	On Sunday:	7-3		
When opponent scores 90-99 points:	1-6	On Monday:	4-3		
When opponent scores 80-89 points:	5-21	On Tuesday:	25-12		
When opponent scores 70-79 points:	25-40	On Wednesday:	19-27		
When opponent scores 60-69 points:	50-17	On Thursday:	10-5		
When opponent scores fewer than 60 points:	51-6	On Friday:	16-6		
When Iowa shoots at least 50% from the field:	38-6	On Saturday:	51-35		
When Iowa shoots less than 50% from the field:	94-85	On CBS:	5-6		
When opponent shoots at least 50% from the field:	6-28	On ESPN:	15-21		
When opponent shoots less than 50% from the field:	126-63	On ESPN2:	11-5		
When Iowa has higher FG% than opponent:	109-18	On ESPN Plus:	93-54		
When opponent has higher FG%:	22-71	On Opponent Network:	6-5		
When FG% is equal:	1-2	No Television:	2-0		
When Iowa outrebounds opponent:	90-46	Most Points, First Half:	56 vs. UNC-A, 11/23/03		
When opponent has more rebounds:	34-44	Fewest Points, First Half:	16 at Mich. St., 3/5/03		
When rebounds are equal:	8-1	Most Points Allowed, First Half:	59 by N. Car., 11/24/04		
When Iowa shoots at least 80% from the line:	17-13	Fewest Points Allowed, First Half:	12 by ASU, 12/17/05		
When Iowa shoots less than 80% from the line:	115-78	Most Points, Second Half:	56 vs. W. Car., 12/18/04		
When opponent shoots at least 80% from the line:	22-15	Fewest Points, Second Half:	20 at Wisconsin, 1/5/06		
When opponent shoots less than 80% from the line:	110-76	Most Points Allowed, Second Half:	56, twice (MSU/KSU)		
When Iowa shoots more free throws than opponent:	108-40	Fewest Points Allowed, Second Half:	19 by Liberty, 12/22/02		
When opponent shoots more free throws:	21-50	Largest Halftime Advantage:	27 at Penn State, 2/26/05		
When free throws attempts are equal:	2-1	Largest Halftime Deficit:	27 vs. UMES, 11/13/01		
When Iowa has higher FT% than opponent:	77-35		33 at Mich. St., 3/5/03		
When opponent has higher FT%:	53-55				
When FT% is equal:	1-1				
When Iowa shoots at least 50% from three-point range:	27-6				
When Iowa shoots less than 50% from three-point range:	105-85				
When opponent shoots at least 50% from three-point range:	5-14				
When opponent shoots less than 50% from three-point range:	127-77				
When Iowa has a higher three-point FG% than opponent:	86-21				
When opponent has a higher three-point FG%:	45-68				
When three-point FG% is equal:	1-2				
When Iowa has more assists than opponent:	89-15				
When opponent has more assists:	36-73				
When assists are equal:	7-3				
When Iowa has fewer turnovers than opponent:	76-21				
When opponent has fewer turnovers:	48-62				
When turnovers are equal:	8-8				
When Iowa has more steals than opponent:	66-30				
When opponent has more steals:	58-53				
When steals are equal:	8-8				

---

*The Last Time . . .*

---

*The Last Time a Player . . .****Had 30 or more points***

Iowa - - 32, Jeff Horner at Purdue, 2/1/06

Opponent - - 32, Vedran Vukusic, Northwestern, 1/26/05

***Made at least 90% of his FGA (10 att.)***

Iowa - - .909 (9-10), Luke Recker vs. Purdue, 3/07/02

Opponent - - .900 (9-10), Willie Simms, Wisconsin, 1/11/90

***Made 100% of his FTA (10 att.)***

Iowa - - 1.000 (11-11), Luke Recker vs. Minnesota, 2/09/02

Opponent - - 1.000 (10-10), Vincent Grier, Minnesota, 2/18/06

***Had 15 or more rebounds***

Iowa - - 23, Greg Brunner vs. Minnesota, 1/18/06

Opponent - - 17, Marco Killingsworth, Indiana, 2/11/06

***Had 10 or more assists***

Iowa - - 10, Jeff Horner vs. Minnesota, 1/18/06

Opponent - - 10, Bernard Robinson, Jr., Michigan, 3/12/04

***Had 5 or more blocks***

Iowa - - 5, Erek Hansen at Indiana, 2/11/06

Opponent - - 6, Cedric Simmons, North Carolina State, 11/30/05

***Had 5 or more steals***

Iowa - - 5, Greg Brunner at Indiana, 2/11/06

Opponent - - 5, Vedran Vukusic, Northwestern, 2/12/05

*The Last Time A Team . . .****Scored 100 or more points***

Iowa - - 107 vs. UNC-Asheville, 11/23/03

Opponent - - 106, North Carolina, 11/24/04

***Scored 40 or fewer points***

Iowa - - 39 vs. Indiana, 1/10/49

Opponent - - 38, Penn State, 3/1/06

***Won an overtime game***

Iowa - - 76-72 (3OT) vs. Minnesota, 1/18/06

Opponent - - 63-67 (1 OT), at Northern Iowa, 12/6/05

***Made at least 60% of its FGA (20 att.)***

Iowa - - .653 (32-44) vs. Michigan, 2/4/06

Opponent - - .615 (24-39), Wisconsin, 3/5/99

***Made at least 50% of its 3-pt. FGA (8 att.)***

Iowa - - .684 (13-19) vs. Michigan, 2/4/06

Opponent - - .500 (9-18), Cincinnati, 3/17/05

***Made at least 90% of its FTA (10 att.)***

\*Iowa - - 1.000 (20-20) vs. Western Illinois, 11/19/04

Opponents - - .900 (9-10), Robert Morris, 12/22/05

\* - - School Record