




# IOWA HAWKEYES BASEBALL

ESTABLISHED 1890 | 7 BIG TEN CHAMPIONSHIPS | 4 NCAA REGIONAL APPEARANCES | 1 COLLEGE WORLD SERIES APPEARANCE | 16 ALL-AMERICANS

### 2016 SCHEDULE


Date	Opponent	Time
Feb. 19	at #31 Dallas Baptist	L, 1-5
Feb. 20	at #31 Dallas Baptist	L, 3-7
Feb. 21	at #31 Dallas Baptist	L, 1-4
Feb. 26	! vs. Indiana State	L, 3-11
Feb. 27	! vs. Dartmouth	W, 4-1
Feb. 28	! vs. Chicago State	W, 15-3
March 4	at Southern Illinois	L, 1-2 (11)
March 5	at Southern Illinois	W, 7-5
March 6	at Southern Illinois	L, 1-6
March 8	Northwestern (Iowa) College	W, 28-0 (7)
March 11	% vs. Nebraska Omaha	L, 2-3
March 12	% vs. Seton Hall	L, 1-7
March 13	% vs. Savannah State	W, 14-4
March 14	% vs. Point University	W, 7-1
March 18	at #12/19 Missouri State	L, 1-4
March 19	at #12/19 Missouri State	L, 4-5
March 20	at #12/19 Missouri State	L, 6-8
March 22	Bradley (BTN Plus)	W, 7-6
March 25	* Maryland (BTN Plus)	W, 8-1
March 26	* Maryland (BTN Plus)	W, 4-1
March 27	* Maryland (BTN Plus)	L, 1-4
March 29	Northern Illinois	W, 12-3
April 1	* at Minnesota (BTN Plus)	L, 1-4
April 3	* at Minnesota (BTN Plus)	W, 6-3
April 3	* at Minnesota (BTN)	L, 3-6
April 5	Milwaukee	W, 9-1
April 9	* Illinois	W, 4-3 (10)
April 9	* Illinois	L, 4-10
April 10	* Illinois (BTN Plus)	W, 4-3
April 12	Air Force	W, 9-7
April 13	Air Force	W, 22-2
April 15	* at Indiana (BTN Plus)	L, 1-7
April 16	* at Indiana (BTN Plus)	L, 2-8
April 17	* at Indiana (BTN)	W, 6-5 (10)
April 20	at Bradley	Cancelled
April 22	* #18/21 Michigan	L, 4-8
April 23	* #18/21 Michigan	L, 9-12
April 24	* #18/21 Michigan	W, 8-3
April 26	Grand View	W, 3-0
April 27	Nebraska Omaha	Cancelled
<b>April 29</b>	<b>Kansas State (BTN Plus)</b>	<b>6:05 p.m.</b>
<b>April 30</b>	<b>Kansas State (BTN Plus)</b>	<b>2:05 p.m.</b>
<b>May 1</b>	<b>Kansas State</b>	<b>1:05 p.m.</b>
May 3	Western Illinois (BTN Plus)	6:35 p.m.
May 6	* at Ohio State (BTN Plus)	5:35 p.m.
May 7	* at Ohio State (BTN Plus)	2:05 p.m.
May 8	* at Ohio State (BTN Plus)	12:05 p.m.
May 13	* Michigan State (BTN Plus)	6:05 p.m.
May 14	* Michigan State (BTN Plus)	2:05 p.m.
May 15	* Michigan State (BTN Plus)	1:05 p.m.
May 17	at Western Illinois	1 p.m.
May 19	* at Penn State	5:30 p.m.
May 20	* at Penn State	5:30 p.m.
May 21	* at Penn State	12 p.m.
May 25-29	# Big Ten Tournament	TBA
June 3-6	NCAA Regionals	TBA

All times Central and subject to change | ! Snowbird Baseball Classic (Port Charlotte, Fla.) | % Spring Swing at LakePointe (Emerson, Ga.) \* Big Ten Conference contest | # played at TD Ameritrade Park (Omaha, Neb.) | Big Ten Network (BTN)



Iowa (19-19)  
**HAWKEYES**

Games 39-41 \_\_\_\_\_ April 29 - May 1  
 Location \_\_\_\_\_ Iowa City, Iowa  
 Stadium \_\_\_\_\_ Duane Banks Field  
 Video \_\_\_\_\_ BTN Plus (Friday/Saturday) / HAA (Sun.)  
 Live Audio \_\_\_\_\_ Hawkeye All-Access  
 Live Stats \_\_\_\_\_ hawkeyesports.com  
 Twitter \_\_\_\_\_ @UIBaseball  
 Facebook \_\_\_\_\_ facebook/iowabaseball  
 Instagram \_\_\_\_\_ instagram/UIBaseball




Kansas State (19-22)  
**WILDCATS**

### LEADING OFF

- The Hawkeyes have won six of their last seven home series dating back to the start of the 2015 season. Iowa is 29-7 at Duane Banks Field since the start of the 2015 season.
- Senior Nick Roscetti has been named to the Brooks Wallace Shortstop of the Year Award Watch List. He is one of three Big Ten players and 54 players nationally to be up for the honor.
- Senior Joel Booker has a career-most and team-best 13 doubles. He's on pace for 18 doubles this season, which would be the most for a Hawkeye since 2011 (Tyson Blaser).
- Booker ranks in the top 12 in the Big Ten in seven offensive categories. Booker (12th, .344) and Nick Roscetti (15th, .331) are both in the top 15 in batting average and in the top 11 in hits.
- Junior Mason McCoy became the first Hawkeye since 2007 to hit for the cycle; he finished 5-for-7 with six RBIs in a 22-2 rout of Air Force on April 13. The five hits tied an Iowa single-game school record and he is the first Big Ten player to accomplish the feat since 2013.
- Iowa has posted 11 come-from-behind victories in 2016. The Hawkeyes have two walk-off wins -- their seventh and eighth since the start of 2015 -- downing Bradley, 7-6, on March 22 and Illinois, 4-3, in 10 innings April 9.
- Iowa is second in the Big Ten and 21st nationally in team fielding percentage -- a staple of Rick Heller-coached teams -- at .977.
- Follow the Hawkeyes on social media via Facebook/iowa baseball, Twitter/UIBaseball, and Instagram/UIBaseball.

### PLAYER TO WATCH



**JOEL BOOKER**  
 6-2, 190, Sr., OF  
 Columbus, N.C.  
 Polk County HS

**2016 Season Stats:**  
 .344, 13 2B, 56 H, 15 SB

Senior Joel Booker ranks in the top 12 in the Big Ten in seven offensive categories. The outfielder has 13 doubles and 19 extra base hits to lead the team. Booker has slide to the No. 3 spot in the Iowa lineup and is hitting .467 in three games since making the move.

### PROJECTED IOWA STARTERS

#### IN THE FIELD

C \_\_\_\_\_ Jimmy Frankos \_\_\_\_\_ .293, 10 RBIs, 3 R  
 1B \_\_\_\_\_ Tyler Peyton \_\_\_\_\_ .292, 25 R, 19 RBIs, 4 HR  
 2B \_\_\_\_\_ Zach Daniels \_\_\_\_\_ .171, 10 R, 14 RBIs, 5 SB  
 3B \_\_\_\_\_ Mason McCoy \_\_\_\_\_ .269, 22 R, 21 RBIs  
 SS \_\_\_\_\_ Nick Roscetti \_\_\_\_\_ .331, 31 R, 53 H, 25 RBIs  
 LF \_\_\_\_\_ John Barrett \_\_\_\_\_ .233, 6 RBIs  
 CF \_\_\_\_\_ Joel Booker \_\_\_\_\_ .344, 33 R, 56 H, 13 2B, 25 RBIs, 15 SB  
 RF \_\_\_\_\_ Robert Neustrom \_\_\_\_\_ .266, 17 R, 12 RBIs  
 DH \_\_\_\_\_ Daniel Aaron Moriel .250, 17 R, 18 RBIs, 3 HR

#### STARTING PITCHING

No. 1 \_\_\_\_\_ RHP C.J. Eldred \_\_\_\_\_ 2-5, 3.05 ERA, 65 IP, 46 K  
 No. 2 \_\_\_\_\_ LHP Ryan Erickson \_\_\_\_\_ 1-1, 3.97 ERA, 19 K  
 No. 3 \_\_\_\_\_ RHP Calvin Mathews \_\_\_\_\_ 0-3, 7.16 ERA, 21 K





UI head coach Rick Heller is in his third season leading the Hawkeye baseball program.

Heller, an Eldon, Iowa, native, has been head coach at four institutions -- Iowa (2014-present), Indiana State (2009-13), Northern Iowa (1999-2009), and Upper Iowa (1987-99) -- leading all four schools to NCAA postseason play. He is one of nine coaches all-time and one of five active coaches to lead three different Division I programs to NCAA Regional play.

Heller is the winningest coach in his first two seasons in Iowa history, posting a 71-41 record, and he is one of two UI head coaches to lead the program to the NCAA Tournament. In 28 seasons as a head coach, Heller owns a career record of 761-606-4.

The Hawkeyes had a breakthrough season in Heller's second season in Iowa City, going 41-18 with the 41 victories being the second-most all-time and just the fourth 40-win season in program history. Iowa earned the school's first NCAA Regional berth since 1990, where it went 2-2 at the Springfield Regional for the program's first NCAA Tournament win since 1972.

The Hawkeyes rolled to a 15-5 start and won its first 11 series of the season, including a school-record eight consecutive Big Ten series wins dating back to the 2014 season. Iowa swept No. 19 Indiana to open Big Ten play to catapult the Hawkeyes into the national rankings for the first time in 25 years. Iowa climbed to as high as No. 13 before finishing the year 20th by Collegiate Baseball, 25th by Baseball America, and 28th by the NCBWA -- the program's first appearance in the final rankings in school history.

Heller guided Iowa to a Big Ten runner-up (three games ahead of the third place finisher) finish in a year where the league was at its all-time best with a record five NCAA Regional participants. Iowa went 19-5 in conference play for a .792 winning percentage -- the best winning percentage by a second place team since the Big Ten returned to single division play in 1988.

In NCAA Regional play, Heller led the Hawkeyes to a pair of wins over Oregon in Springfield, Missouri, and lost two games to No. 8 national seed Missouri State by a combined three runs. Senior reliever Nick Hibbing was tabbed as the Springfield Regional's Most Outstanding Player and was named to the all-tournament team.

Under Heller's watch, Iowa had a pair of players earn three All-America distinctions, had a school-record six All-Big Ten selections, and a semifinalist for the John Olerud Two-Way Player of the Year Award.

**HELLER YEAR-BY-YEAR**

Year	School	Record	Pct.	2003	No. Iowa	27-28	.491
1988	Upper IA	7-30	.189	2004	No. Iowa	25-31	.446
1989	Upper IA	10-23	.303	2005	No. Iowa	26-28	.481
1990	Upper IA	19-17	.527	2006	No. Iowa	28-27	.509
1991	Upper IA	22-13	.629	2007	No. Iowa	23-28	.450
1992	Upper IA	23-16	.590	2008	No. Iowa	30-24	.556
1993	Upper IA	21-15-1	.581	2009	No. Iowa	23-26	.469
1994	Upper IA	21-18-1	.538	2010	Ind. State	35-19	.648
1995	Upper IA	31-13	.705	2011	Ind. State	29-28	.509
1996	Upper IA	37-14	.725	2012	Ind. State	41-19	.683
1997	Upper IA	30-14	.682	2013	Ind. State	26-25	.510
1998	Upper IA	38-8	.826	2014	Iowa	30-23	.566
1999	Upper IA	30-15-1	.663	2015	Iowa	41-18	.695
2000	No. Iowa	23-33	.411	2016	<b>Iowa</b>	<b>19-19</b>	<b>.500</b>
2001	No. Iowa	35-28	.556	<b>Totals</b>	<b>780-625-4</b>		
2002	No. Iowa	30-25-1	.545				

**THIS WEEK**

The University of Iowa baseball team steps out of Big Ten Conference play when it welcomes Kansas State to Duane Banks Field for a three-game week-end series from April 29 through May 1. Friday's opener begins at 6:05 p.m. (CT), Saturday starts at 2:05 p.m., and Sunday's finale at 1 p.m.

**GAME COVERAGE**

- The first two games of the series will be streamed live on BTN Plus. The series finale will be available on Hawkeye All-Access.
- Friday's series opener will be broadcast on the radio on AM-800 KXIC, and all three games of the weekend series will be audio streamed on Hawkeye All-Access with Brent Balbinot and Steve Duncan on the call.
- Live statistics will be available at [www.hawk-eyesports.com](http://www.hawk-eyesports.com) and fans can follow the action via Twitter/UIBaseball.

**SERIES PROMOTIONS**

- Friday will be baseball bingo at Duane Banks Field, while Saturday is "Student Day" and the "Make a Wish Game."
- Sunday is Be Bold, Wear Gold with the first 250 fans receiving a free gold replica jersey t-shirt.

**IOWA TIDBITS**

- Iowa has won 10 of its last 14 Big Ten Conference series dating back to the start of the 2015 season. The Hawkeyes suffered their first home series loss since 2014 when it dropped 2-of-3 games against No. 18/21 Michigan.
- Three players -- Joel Booker, Nick Roscetti, and Mason McCoy -- have started every game this season.
- Iowa has 23 home runs in 38 games -- the sixth-most in the Big Ten -- this season with nine different players hitting at least one home run. Seniors Joel Booker and Tyler Peyton have a team-high four home runs, while three Hawkeyes have three apiece.
- Senior Joel Booker is 15-of-16 on the base paths this season. The outfielder has been successful in 11 straight attempts; he hasn't been caught stealing since March 12 against Seton Hall.
- The Hawkeyes have a +52 run differential this season. Iowa is 14-2 when scoring at least six runs and 0-11 when scoring 0-2 runs.
- Iowa is 4-10 against left-handed starting pitching.
- Iowa is 14-1 when leading after six innings, 15-1 after seven, and 16-0 after eight innings. The Hawkeyes are 4-16 when trailing after six, 3-16 after seven, and 1-18 after eight.

**KANSAS STATE NOTABLES**

- The Wildcats bring a three-game winning streak into Iowa City to improve their record to 19-22. K-State is 5-10 in the Big 12.
- Kansas State has a .293 team batting average and averages 6.4 runs per game. The Wildcats have five regulars hitting above .300 with Clayton Dalrymple leading the way with a .363 average with 22 RBIs,

39 runs scored, and 13 steals. Jake Scudder has a team-best six home runs and 32 RBIs.

- K-State's pitching staff has a 5.05 team ERA, allowing 240 runs (206 earned) over 367 innings. The Wildcats have 327 strikeouts to 149 walks on the season.
- Kansas State will start junior LHP Parker Rigler (2-6, 4.81) on Friday, senior RHP Levi MaVorhis (5-3, 4.58 ERA) on Saturday, and senior RHP Corey Fischer (2-3, 4.73 ERA) on Sunday.

**SERIES RECORD**

Kansas State leads the all-time series over Iowa, 13-7. The Wildcats have won the last six meetings in the series since the 2013 season, including a 5-4 victory in the season-opener last season in Florida. Iowa's last victory came in 2013, winning the series opener, 6-1, at Banks Field.

**THE REAL MCCOY**

Junior Mason McCoy hit Iowa's first cycle since 2007 when he finished 5-for-7 with three runs and six RBIs in a 22-2 victory over Air Force on April 13. The third baseman had a bunt single in the first, an RBI triple in the second, an RBI double in the fourth, and a two-run home run in the sixth. He added a two-run double in the seventh to tie the program record for hits in a game.

- Jason White was the last Hawkeye to hit for the cycle on April 22, 2007, against Illinois. That was 3,276 days and 479 games ago.
- McCoy is the second documented player to hit for the cycle in program history and the first by a Big Ten player since 2013 (Justin Parr, Illinois).
- McCoy became the 16th player to tally a five-hit game and the first since Eric Toole in 2013 at Purdue.

**BANKS MAGIC**

Iowa is 29-7 at home since the start of the 2015 season. The Hawkeyes went 17-3 last season for the most home victories since 1996. Iowa has six walk-off victories at Duane Banks Field since the start of 2015.

**HOME COOKIN'**

The Hawkeyes are hitting .299 in 16 home games and average 8.5 runs per contest. Five regulars and nine total players are hitting over .300 with senior Daniel Aaron Moriel posting a team-best .375 average with 14 RBIs. Iowa's pitching staff has a 3.40 ERA over 143 innings at home with 132 strikeouts to 53 walks.

**ROSCETTI NAMED TO BROOKS WALLACE WATCH LIST**

Senior Nick Roscetti has been named to the Brooks Wallace Shortstop of the Year Award Watch List. He is one of three players from the Big Ten and 54 players nationally named to the initial list. The Illinois native is hitting .331 with 31 runs and 25 RBIs in 2016.



**20-PLUS RUNS**

Iowa scored 22 runs on 16 hits in its 22-2 victory over Air Force on April 12 to complete the two-game series sweep. It was the team's second 20+ run game this season as the Hawkeyes scored 28 runs -- the second-most in program history -- in a 28-0, seven-inning win over Northwestern College on March 8. It is the first time since 1996 Iowa has had two 20-run games in a season.

**6 X 2**

Iowa had two players finish with six RBIs in its 22-2 rout of Air Force on April 13. Junior Mason McCoy finished 5-for-7 with three runs and six RBIs, while senior Daniel Aaron Moriel was 3-for-5 with four runs and six RBIs. Moriel had career-highs in runs and RBIs, and tied a career-best in hits. McCoy had career-best numbers across the board.

- It was Iowa's first six RBI game since 2010 -- Mike McQuillan (vs. Illinois State, 2/20/10). The school record for RBIs in a game is 10 by Brian Wujcik.

**JOINING HISTORY**

- Freshman Mitchell Boe tied a school record, drawing four walks in against Air Force on April 13.
- Sophomore Austin Guzzo scored five runs against Northwestern College on March 8 to tie a school record. He is one of three players to score five runs in a game and the first since John Mahoney in 1978.

**COMPLETE GAME C.J.**

Redshirt sophomore C.J. Eldred threw back-to-back complete games in starts against Maryland and Minnesota. He is third in the Big Ten in the complete games and ranks 36th nationally.

Eldred is the first Hawkeye since Jared Hippen in 2011 to pitch back-to-back complete games. Hippen did it in consecutive road games at Ohio State and Purdue.

**TOP 12 BOOKER**

Joel Booker ranks in the top 12 in the Big Ten in seven different offensive categories. He is fourth in total bases (85), tied for fourth in doubles (13), sixth in steals (15), tied for eighth in hits (56), 10th in slugging percentage (.521), tied for 11th in hits (33), and 12th in batting average (.344).

**GALLAGHER IN RELIEF**

Sophomore Nick Gallagher notched his team-leading fifth victory -- tied for the sixth most in the Big Ten -- of the season in Iowa's 8-3 win over No. 18/21 Michigan on April 24. The right-hander threw six shutout innings before surrendering his only run in the ninth. He fanned a career-high seven batters and scattered six hits over seven innings.

- The Iowa City, Iowa, native has been superb in relief this season. He is 4-1 with a 1.60 ERA over 33 1/3 innings. He has 31 strikeouts to nine walks.
- In Big Ten play, Gallagher is 3-0 with a 2.70 ERA in five appearances. He has 22 strikeouts in 26 2/3

innings.

**BALLS & STRIKES**

- Three Iowa pitchers -- Cole McDonald, Tyler Radtke, and Zach Daniels -- combined to shut out Grand View, 3-0, on April 26. It was the team's second shutout of the season.

- McDonald earned his fourth win, tossing a career-high five innings and fanning five. The New Hampton, Iowa, native has emerged as Iowa's midweek starter, going 4-1 with a 1.86 ERA in eight appearances (six starts). He has 21 strikeouts to four walks in 19 1/3 innings.

- Freshman Zach Daniels is 1-1 with a 2.38 ERA with 12 strikeouts to three walks in 11 1/3 innings. The right-hander has saves in each of Iowa's last two victories and hasn't allowed a run in 4 2/3 innings since March 29.

**BOOKER'S BREAKOUT**

Senior outfielder Joel Booker is hitting a team-best .344 with 56 hits, 33 runs and 25 RBIs. He had a team-best 13 doubles, two triples, and four home runs -- surpassing his is extra base hit output from his entire junior season.

- After being Iowa's leadoff hitter for a majority of the season, Booker has slid down to the No. 3 spot in the lineup. He is 7-of-15 (.467) with four RBIs since making the move.

- Booker is second on the team with 16 multi-hit games, including five three-hit and three four-hit contests. He went 4-for-5 with two RBIs and a run scored in the series finale against No. 18/21 Michigan.

- He had a career-best 14-game hitting streak and reached safely in 18 consecutive games earlier this season. He has hit safely in 30-of-38 games and reached safely in all but four contests.

- Booker has posted single-game career-bests in hits, RBIs, and runs this season. He drove in all four runs and hit his fourth home run -- a three-run shot -- in Iowa's 4-3 series-clinching victory over Illinois.

**THINGS ARE "ROSEY"**

- Senior Nick Roscetti has a team-best 19 multi-hit games and seven multi-RBI contests. He had a career-best 15-game hitting streak from Feb. 26-March 22.

- The shortstop has five multi-hit games in his last six contests and has hit safely in 10 of the last 12 games. He is hitting .365 with five RBIs and 11 runs scored during the stretch.

- The shortstop has seven games with two or more RBIs, including a four-RBI performance, tying a career-high, in Iowa's 7-6 walk-off victory over Bradley on March 22. Roscetti had the game-winning RBI single in the bottom of the ninth inning.

- Roscetti posted his second four-hit game of the season, tying a career-high, in the series finale at Indiana. He scored the game-winning run in the 10th inning in a 6-5 win.

- The Illinois native ranks is tied for 11th in the Big

**TEAM COMPARISON**

Below is a look at how Iowa stacks up against this week's opponent in overall statistics.

	IOWA	K-STATE
<b>Overall Record</b>	19-19	19-22
<b>Home/Away</b>	12-4/3-12	12-13/5-7
<b>Conference Record</b>	7-8	5-10
<b>vs. Top 25</b>	1-8	0-8
<b>Last 10 games</b>	6-4	6-4

<b>Batting Avg.</b>	.268	.293
<b>Runs</b>	226	264
<b>Hits</b>	344	415
<b>2B-3B-HR</b>	62-7-23	70-13-25
<b>RBIs</b>	199	235

<b>ERA</b>	4.01	5.05
<b>Innings</b>	332.0	367
<b>Hits</b>	330	399
<b>Runs-Earned</b>	173-148	240-206
<b>BB-K</b>	126-262	149-327

<b>Fielding Pct.</b>	.977	.967
<b>Errors</b>	32	53
<b>Double Plays</b>	28	40

**2016 B1G STANDINGS (As of April 27)**

Team	B1G	Pct.	Overall	Pct.
Minnesota	9-2	.818	25-12	.676
Michigan	8-3	.727	28-10	.737
Michigan State	8-4	.667	28-10	.737
Indiana	8-4	.667	23-15	.605
Penn State	9-6	.600	24-18	.571
Nebraska	7-5	.583	26-15	.634
Maryland	7-5	.583	22-18	.550
Illinois	6-6	.500	20-17	.541
<b>Iowa</b>	<b>7-8</b>	<b>.467</b>	<b>19-19</b>	<b>.500</b>
Ohio State	5-7	.417	25-14-1	.638
Rutgers	5-7	.417	21-20	.512
Northwestern	2-13	.133	10-30	.250
Purdue	2-13	.133	7-31	.184

**April 29-May 1**  
 Nebraska at Rutgers  
 Indiana vs. Northwestern  
 Maryland at Penn State  
 Michigan State at Michigan  
 Iowa vs. Kansas State

**May 4**  
 Minnesota vs. Kansas  
 Illinois vs. Southern Illinois  
 Michigan at Eastern Michigan  
 Ohio State vs. UAB  
 Maryland at Towson

**May 3**  
 Rutgers vs. Saint Peter's  
 Michigan vs. Eastern Michigan  
 Ohio State vs. UAB  
 Illinois vs. Missouri  
 Minnesota vs. Kansas  
 Iowa vs. Western Illinois

**May 6-8**  
 Purdue at Northwestern  
 Rutgers at Michigan  
 Illinois at Maryland  
 Penn State vs. TCU  
 Iowa at Ohio State  
 Indiana at Minnesota

**May 7-9**  
 Nebraska at Michigan State





**UNIVERSITY QUICK FACTS**

Location: \_\_\_\_\_ Iowa City, Iowa  
 Enrollment: \_\_\_\_\_ 31,065  
 Founded: \_\_\_\_\_ 1847  
 Nickname: \_\_\_\_\_ Hawkeyes  
 Colors \_\_\_\_\_ Black and Gold  
 Conference: \_\_\_\_\_ Big Ten  
 National Affiliation \_\_\_\_\_ NCAA, Division I  
 President: \_\_\_\_\_ Bruce Harreld  
 Director of Athletics: \_\_\_\_\_ Gary A. Barta  
 Baseball Secretary: \_\_\_\_\_ Syrena Even  
 Baseball Office \_\_\_\_\_ 232 Carver-Hawkeye Arena  
 \_\_\_\_\_ Iowa City, Iowa 52242  
 \_\_\_\_\_ (319) 335-9389

**BASEBALL INFORMATION**

Head Coach \_\_\_\_\_ Rick Heller/3rd season  
 Alma Mater/Year \_\_\_\_\_ Upper Iowa/1986  
 Hitting Coach \_\_\_\_\_ Marty Sutherland/3rd season  
 Alma Mater/Year \_\_\_\_\_ Northern Iowa/2002  
 Pitching Coach \_\_\_\_\_ Scott Brickman/3rd season  
 Alma Mater/Year \_\_\_\_\_ Northern Iowa/1998  
 Volunteer Assistant Coach \_\_\_\_\_ Erik Foor/1st season  
 Alma Mater/Year \_\_\_\_\_ California State University, Bernardino/2009  
 Director of Baseball Operations \_\_\_\_\_ Desi Druschel/2nd season  
 Alma Mater/Year \_\_\_\_\_ Mount Mercy/1998

**2016 TEAM INFORMATION**

2015 Record \_\_\_\_\_ 41-18  
 Home \_\_\_\_\_ 17-3  
 Away \_\_\_\_\_ 14-12  
 Neutral \_\_\_\_\_ 10-3  
 Big Ten Record/Finish \_\_\_\_\_ 19-5/2nd  
 Postseason \_\_\_\_\_ NCAA Regionals, 2-2

**2016 OUTLOOK**

Letterwinners Returning/Lost \_\_\_\_\_ 20/13  
 Starters Returning/Lost \_\_\_\_\_ 4/4 +DH  
 Pitchers Returning/Lost \_\_\_\_\_ 10/5  
 Newcomers \_\_\_\_\_ 13

**STADIUM INFORMATION**

Home Facility \_\_\_\_\_ Duane Banks Field  
 Capacity \_\_\_\_\_ 3,000  
 Opened \_\_\_\_\_ 1974  
 Dimensions \_\_\_\_\_ 329-373-395-373-329  
 Surface \_\_\_\_\_ AstroTurf

**MEDIA INFORMATION**

Assistant SID/Baseball Contact \_\_\_\_\_ James Allan  
 Email \_\_\_\_\_ james-allan@uiowa.edu  
 Cell Phone \_\_\_\_\_ (319) 530-5792  
 Student Assistant \_\_\_\_\_ Jack Rossi  
 Email \_\_\_\_\_ jack-rossi@uiowa.edu  
 Cell Phone \_\_\_\_\_ (847) 477-0081  
 Athletic Communications Phone \_\_\_\_\_ (319) 335-9411  
 Athletic Communications Fax \_\_\_\_\_ (319) 335-9417  
 Press Box Phone \_\_\_\_\_ (319) 335-9520  
 Website \_\_\_\_\_ hawkeyesports.com  
 Twitter \_\_\_\_\_ @UIBaseball  
 Facebook: \_\_\_\_\_ facebook.com/iowabaseball

Ten in hits (53) and is tied for 15th in batting average (.331).

**OFFENSIVE NOTES**

- Senior Tyler Peyton is hitting a team-best .417 over his last 10 games with six multi-hit games. The first baseman has seen his batting average climb to a season-best .292 -- third-best on the team. In Big Ten play, Peyton is second on the team with a .300 average with nine RBIs and nine runs scored.
- Senior John Barrett has started seven of the last eight games, where he is hitting .333 (6-of-18) with three RBIs. The Moline, Illinois, native has two multi-hit games -- the first two of his career -- since April 9.
- Senior Joel Booker is hitting a team-best .412 with runnings in scoring position and .714 with a runner on third with less than two outs. He has a team-best 14 two-out RBIs.
- Senior Eric Schenck-Joblinske had the game-winning RBI single in the 10th inning in Iowa's come-from-behind, extra-inning victory April 17 at Indiana. Schenck-Joblinske was 1-for-3 with two RBIs -- his second two-RBI game this season.

**SOPHOMORE C.J. ELDRED...**

- has been Iowa's most consistent pitcher, going 2-5 with a 3.05 ERA in 10 appearances (nine starts). He took over as Iowa's Friday night starter on March 4 at Southern Illinois. Eldred's ERA ranks 14th in the Big Ten.
- has 46 strikeouts to 15 walks in 65 innings -- the sixth-most innings and 13th-most strikeouts in the Big Ten -- and is limiting opposing batters to a .250 batting average.
- has a team-best five quality starts, three coming in Big Ten play. He has allowed three runs or fewer in seven of his nine starts and he has gone at least seven innings in four starts.
- pitched back-to-back complete games against Maryland and at Minnesota -- the first Hawkeye to accomplish the feat since 2011.
- pitched his first career complete game against the Terps, allowing one run on six hits and striking out nine to out duel Maryland All-American Mike Shawarzyn. He went eight innings at Minnesota, allowing four runs on seven

hits in a 4-1 loss.

- posted back-to-back quality starts against Southern Illinois and Omaha... threw nine innings of two-hit, one run ball against the SIU. He had a no-hitter through 7 2/3 innings, but wasn't involved in the decision. He allowed three runs in six innings in a 3-2 loss to Omaha.
- picked up his first career win against Dartmouth in his first career start, allowing one run on four hits over five innings, fanning five.
- sat out the 2015 season after transferring from Indiana University, where he redshirted in 2014.
- is the son of former Hawkeye first round MLB Draft pick and Major Leaguer Cal Eldred.

**SENIOR TYLER PEYTON...**

- Isn't expected to pitch after being spiked on his throwing arm in the series finale against Michigan.
- Earned his first victory of the season at Minnesota on April 3, allowing one run on five hits over five innings.
- logged a quality start at Dallas Baptist, going 6 1/3 innings, scattering two hits, and striking out six. Both runs were unearned, as he took the loss.
- had his best outing since the series opener in game two against Maryland. He pitched five innings, allowing one run on three hits and struck out seven, but wasn't involved in the decision.
- is 13-10 in his Iowa career with a 4.43 ERA in 38 starts. Peyton has 15 quality starts and has pitched into the seventh inning 14 times in his career.
- has logged 207 innings in two-plus seasons, where he has 150 strikeouts to 71 walks.
- earned third-team All-America honors by D1Baseball.com and the USBWA as a junior.
- has the best change-up in the Big Ten Conference according to Baseball America.

**IN RELIEF...**

- Iowa's relief corps has been a strength of the 2016 pitching staff. The Hawkeye relievers have posted a 3.08 ERA over 172 1/3 innings and have 148 strikeouts. Opponents are hitting .235 against the relievers.
- Redshirt junior Josh Martsching as emerged as a closer. He is 1-0 with a 1.74 ERA in eight appearance, fanning

**BIG OVERALL STATS (As of 4/27)**

**Batting Average**

1.	Minnesota	.324
2.	Michigan	.307
3.	Michigan State	.302
5.	<b>IOWA</b>	<b>.268</b>

**ERA**

1.	Michigan State	2.37
2.	Indiana	2.84
3.	Ohio State	3.12
8.	<b>IOWA</b>	<b>4.01</b>

**Fielding Percentage**

1.	Minnesota	.979
2.	<b>IOWA</b>	<b>.977</b>
3.	Nebraska	.976

**BIG-ONLY OVERALL STATS (As of 4/24)**

**Batting Average**

1.	Michigan	.311
2.	Nebraska	.308
3.	Michigan State	.306
7.	<b>IOWA</b>	<b>.259</b>

**ERA**

1.	Ohio State	2.51
2.	Minnesota	2.64
3.	Michigan State	2.65
9.	<b>IOWA</b>	<b>4.74</b>

**Fielding Percentage**

1.	Minnesota	.993
2.	Illinois	.983
3.	Ohio State	.979
6.	<b>IOWA</b>	<b>.977</b>



2016 WEEKEND IN STATS

SERIES	BATTING										PITCHING						FIELDING		
	W-L	AVG	R	H	2B	3B	HR	RBI	BB-SO	SB-A	ERA	IP	H	R-ER	BB-SO	BAA	PO-A	E	FLD
at Dallas Baptist	0-3	.144	5	13	1	0	2	5	12-21	1-2	3.38	24.0	20	16-9	12-18	.222	72-24	4	.960
at Snowbird Classic	2-1	.321	22	35	10	0	0	20	18-26	5-7	3.67	27.0	26	15-11	3-22	.250	81-32	6	.950
at Southern Illinois	1-2	.231	9	24	4	0	2	8	11-15	3-5	3.95	27.1	34	13-12	9-16	.306	82-32	1	.991
at Spring Swing	2-2	.288	24	40	4	0	3	20	20-29	2-3	3.60	35.0	30	15-14	7-28	.244	105-48	2	.987
at Missouri State	0-3	.247	11	24	4	1	0	8	12-29	6-11	5.84	24.2	25	17-16	20-15	.281	74-27	0	1.000
Maryland	2-1	.253	13	25	5	1	2	12	2-21	4-6	2.00	27.0	21	6-6	7-23	.221	81-32	3	.974
at Minnesota	1-2	.200	10	18	4	0	2	9	12-26	2-4	4.68	25.0	27	13-13	8-14	.276	75-35	2	.982
Illinois	2-1	.275	12	28	5	0	3	11	7-27	1-2	4.82	28.0	26	16-15	15-24	.245	84-31	2	.983
Air Force	2-0	.351	31	27	6	2	1	28	22-15	6-6	4.00	18.0	16	9-8	5-21	.229	54-16	3	.959
at Indiana	1-2	.238	9	25	3	0	0	9	3-18	1-1	6.58	26.0	30	20-19	14-17	.291	78-31	2	.982
Michigan	1-2	.320	21	33	6	0	2	19	20-20	2-4	5.67	27.0	37	23-17	13-20	.333	81-35	4	.967
Kansas State																			
at Ohio State																			
Michigan State																			
at Penn State																			
Midweek Games	7-0	.320	90	79	16	5	7	78	51-43	13-13	2.36	61.0	54	19-16	18-65	.235	183-67	6	.977

eight in 10 1/3 innings. The Bloomfield, Iowa, native is tied for the team-high with three saves.

**BIG TEN HONORS**

- Zach Daniels earned Big Ten Freshman of the Week honors on March 14 after hitting .571 with five RBIs and three runs scored in two lowa victories. He had four RBIs in a 28-0 win over Northwestern College and went 3-for-4 with two runs and an RBI in a win over Savannah State.
- Robert Neustrom was honored as the Big Ten Freshman of the Week on March 28 after hitting .500 in helping Iowa to a 3-1 record last week. Neustrom had hits in three of four games, including two multi-hit contests, and posted a .667 slugging and .462 on-base percentage.
- It is the first time Iowa has had two different players earn the freshman honoree in the same season.

**TEAM CAPTAINS**

Seniors Jimmy Frankos, Calvin Mathews, Tyler Radtke, and Nick Roscetti are the team captains for the 2016 season. Radtke is in his second season as team captain.

**MR. EVERYTHING RETURNS**

Senior Tyler Peyton returns as Iowa's Most Valuable Player as a two-way player. The Grimes, Iowa, native is the team's Friday night starter, where he went 7-4 with a 3.03 ERA as a junior, logging 95 innings. Peyton also is the team's top hitter, batting .337 with 31 runs and 31 RBIs in the three spot in the order last season. He was a semifinalist for the John Olerud Two-Way Player of the Year Award in 2015 and earned third-team All-America honors from D1Baseball.com and the NCBWA.

- Peyton bypassed the 2015 Major League Baseball Draft to return to Iowa City. He turned down seventh round talk and returned after being selected in the 33rd round by the Cincinnati Reds.

**MCCOY'S BREAKOUT SUMMER**

Junior college transfer Mason McCoy, a two-time All-American at Illinois Central College, had a breakout summer in the Northwoods League, breaking league single-season records in hits (112), runs (80), and total bases (168). The Washington, Illinois, native was the Northwoods League MVP, La Crosse Loggers MVP, an NWL

All-Star, and a Postseason All-Star.

**#HELLERBALL**

- UI head coach Rick Heller is one of nine coaches all-time (one of four active) to lead three different NCAA Division I teams to regional play.
- The Hawkeyes finished the 2015 season ranked No. 20 by Collegiate Baseball, 25th by Baseball America, and 28th by the NCBWA. It was the program's first end of season rankings in school history.
- Iowa finished as the runner-up in Big Ten play, winning 19 games during the regular season -- the most for the program since 1990.
- The Hawkeyes won 41 games -- the second-most in a single season in school history. It was Iowa's fourth 40-win season in program history.
- Heller is the winningest coach in his first two seasons in program history, winning 71 games. Iowa has posted back-to-back 30 win seasons for the first time since 1989 and 1990.
- Iowa had a school-record six All-Big Ten selections in 2015. The Hawkeyes have had 11 All-Big Ten honorees in two seasons under Heller.
- Iowa has posted winning streaks of nine games (in 2015) and seven games (in 2014) -- the longest streaks for the program since 2012.

**ROSTER BREAKDOWN**

- Of Iowa's 37-man roster, 20 are upperclassmen. The Hawkeyes' roster features 11 freshman, seven sophomores, seven juniors, and 12 seniors.
- Iowa has 19 native Iowans on the 2016 roster -- the most of any state. Thirteen hail from Illinois.
- The Hawkeyes have 20 letterwinners, four positional starters, 2/3 of their starting rotation, and 10 total pitchers returning in 2016.

**FOLLOW THE HAWKEYES**

Iowa baseball fans can follow the Hawkeyes on Facebook/iowabaseball, Twitter: @UIBaseball, and Instagram/UIBaseball in addition to coverage on hawkeyesports.com.

**2016 QUALITY STARTS LOG**

**C.J. Eldred (5)**

at Southern Illinois - 9 IP, 2 H, 1 R (0 ER), 5 K, 1 BB vs. Omaha - 6 IP, 3 R, 10 H, 5 K, 0 BB  
 Maryland - 9 IP, 1 R, 9 K, 2 BB  
 Illinois - 7 IP, 6 H, 2 R, 5 K, 1 BB  
 at Indiana - 6.1, 3 R, 4 K, 1 BB

**Tyler Peyton (1)**

at Dallas Baptist - 6.1 IP, 2 H, 2 R (0 ER), 6 K, 1 BB



## POSITION PLAYER NOTES

**1 - Mason McCoy - IF** - Is hitting .269 with 22 runs and 21 RBIs... has started every game -- 33 at third base and five at second base... has nine multi-hit games (five two-hit, three three-hit and one five-hit)... became the first Hawkeye since 2007 to hit for the cycle, finishing 5-for-7 with three runs and six RBIs against Air Force (4/13)... the five hits tied a school record and the six RBIs were most since 2010... had a bunt single in first, a triple in second, double in fourth, and home run in sixth... hit .545 (6-of-11) with six RBIs, five runs, and four five extra base hits against Air Force (4/12-13)... went 2-for-3 with a run scored in series finale against Illinois (4/10)... connected on his first career home run -- a three-run shot -- in a victory over Milwaukee (4/6)... hit .375 during the three-game series at Minnesota (4/1-3)... drove in two runs in a game two win before going 2-for-3 in the series finale... went 2-for-3 with an double, RBI, and run scored in series-opening victory over Maryland (3/25)... posted his fourth multi-hit game against Savannah State (3/13), finishing 3-for-6 with a run and RBI... went 3-for-5 with an RBI in the opening game of the series at Southern Illinois (3/4)... hit .400 (6-of-15) at the Snowbird Classic, posting two multi-hit games... went 3-for-5 against Indiana State (2/26) and went 2-for-6 against Chicago State (2/28)... roped a double to right centerfield in his first at-bat as a Hawkeye on Feb. 19... preseason all-conference selection by Perfect Game... named the 15th-best prospect in the Big Ten by Perfect Game... 2015 Northwoods League MVP, setting league records in hits (112), runs (80), and total bases (168)... two-time junior-college All-American at Illinois Central College -- the alma mater of Jim Thome.

**2 - Zach Daniels - IF** -- Two-way player as infielder and relief pitcher... hitting .171 with 14 RBIs and 10 runs scored... started 22 games at second base... named the Big Ten Freshman of the Week on March 14 after hitting .571 with five RBIs and three runs in two Iowa wins... went 2-for-4 with a run and RBI against Milwaukee (4/6)... hit .364 in three-game series at Minnesota (4/1-3), collecting hits in all three games... went 2-for-4 with an RBI in game one and scored two runs and had a double in game two victory... scored the game-tying run in the eighth inning in a 4-1 come-from-behind victory over Maryland (3/26)... drove in the game-tying run and scored the winning run in Iowa's 7-6 walk-off victory over Bradley (3/22)... hit .429 at the Spring Swing with two RBIs and three runs... finished 3-for-4 with two runs and an RBI against Savannah State (3/13)... made his first career start at second base against Northwestern College (3/8), finishing 1-for-3 with a run and four RBIs... drove in his first career run against Indiana State (2/26).

**3 - Nick Roscetti - IF** - Iowa's starting shortstop and a team captain... named to Brooks Wallace Shortstop of the Year Watch List... hitting .331 with 53 hits, 31 runs, 25 RBIs, eight doubles, and three home runs... has a team-leading 19 multi-hit games (16 two-hit, one three-hit, two four-hit) and seven multi-RBI contests... has hits in 28-of-38 games, including a career-best 15 straight contest from Feb. 26-March 22... had six straight multi-hit games and eight in 10 contests from March 6-22... had a .429 average (6-of-14) with three runs scored in three-game series against No. 18/21 Michigan (4/22-24) with three straight two-hit games... hit .500 (6-of-12) with two multi-hit games and four runs scored at Indiana (4/15-17)... tied a career-high, going 4-for-5 with three runs scored in series finale... scored the game-winning run in the 10th inning... drove in three runs and scored a pair in a game two victory over Air Force (4/13)... hit .385 during three-game series against Illinois (4/9-10) with two multi-hit games... went 2-for-4 with a solo home run in the series opener... finished 2-for-5 with a solo home run against Northern Illinois (3/29)... went 3-for-4 with a double and tied career high with four RBIs in walk-off victory over Bradley (3/22)... had the game-winning RBI single in the bottom of the ninth inning... posted a .462 average in the three-game series at Missouri State (3/18-20), posting two-hit games in all three contests... hit .400 with four runs and five RBIs at Spring Swing... had two multi-hit games, including a 2-for-3, three run, two RBI game against Point University (3/14)... hit his second career home run against Omaha (3/11)... went 2-for-3 with a career-high four runs scored, three walks, and two RBIs against Northwestern College (3/8)... went 2-for-3 with a run scored in series finale at Southern Illinois (3/6)... hit .500 (7-of-14) with six runs, three doubles, and three RBIs at the Snowbird Classic... went 2-for-3 with a run scored against Indiana State (2/26) before finishing with a career-high four hits against Chicago State (2/28)... went 4-for-6 with two doubles, a career-best three runs, and two RBIs... preseason Third-Team All-Big Ten selection by College Sports Madness... rated as the 20th-best prospect in the Big Ten by Perfect Game... named to the Big Ten Players to Watch List... voted as the player with the best infield arm leading into 2016 by Baseball America... third-team All-Big Ten selection as a junior after hitting .303 with 27 runs and 27 RBIs... hit .391 in league play -- the fourth-best average in Big Ten.

**4 - Mitchell Boe - IF** - Started 11 games at second base... went 1-for-3 with a run scored and steal against Grand View (4/26)... tied a school record, drawing four walks against Air Force (4/13)... scored a career-high three runs and had an RBI... drew two walks and scored a run in

Iowa's 12-3 victory over Northern Illinois (3/29)... made his first career start Feb. 27 against Dartmouth, going 1-for-4... went 1-for-4 with two runs and an RBI in a win over Chicago State (2/28)... saw his first career collegiate action as a defensive replacement at Dallas Baptist (2/19).

**6 - Daniel Perry - IF** - Selected in 13th round of 2015 MLB Draft by Toronto Blue Jays... was the highest recruit drafted in Big Ten Conference... missed much of the fall with an ankle injury.

**7 - Devin Pickett - OF** - Primarily a pinch-running option... has started three games in the outfield... scored the game-tying run in the eighth in Iowa's 4-1 come-from-behind victory over Maryland (3/26).

**9 - Luke Farley - OF** - Hitting .276 with 11 RBIs and nine runs scored... has started nine games -- six at DH and three in the outfield... hit a pinch-hit, three-run home run -- the first of his career -- against No. 18/21 Michigan (4/23)... went 1-for-1 with a double in game two at Indiana (4/16)... went 2-for-3 with two runs and a career-high four RBIs in win over Northwestern College (3/8)... just missed a first-inning grand slam... made his first career start as designated hitter against Chicago State (2/28), finishing 2-for-3 with a double, two walks, three RBIs, and two runs scored... drew a walk in his first career at-bat -- as a pinch hitter -- at Dallas Baptist.

**14 - Corbin Woods - IF** - Has started 17 games -- 10 as an outfielder, five at third base, and two at first base... hitting .182 with 10 runs and five RBIs... tallied his second multi-hit game, going 2-for-3 with two runs scored in series finale against No. 18/21 Michigan (4/24)... went 2-for-2 with one run and one RBI against Northwestern College (3/8) for his first career multi-hit game... started all three games at third base at Dallas Baptist (2/19-21)... collected hits in 2-of-3 games and belted his first career home run -- a solo shot -- in game two of the series... saw limited action during his first season as a Hawkeye in 2015.

**16 - Jimmy Frankos - C** - Voted one of four team captains for 2016 season... hitting .293 with 10 RBIs and three runs scored... started 15 games behind the plate and one at DH... went 1-for-2 with two RBIs in game two against No. 18/21 Michigan... went 1-for-2 with two RBIs in the series-opening victory over Illinois... had a walk-off RBI in the 10th inning on a safety squeeze in a 4-3 win... had two hits, going 2-for-5 with an RBI in the series-opening win over Maryland (3/25)... went 2-for-2 with a career-best two RBIs against Northwestern College (3/8)... started game two of the series at Dallas Baptist as designated hitter.

**20 - Austin Guzzo - C/3B** - Hitting .257 with 18 RBIs and 16 runs... has three home runs and 19 walks... has started 23 games at four different positions -- 17 at DH, one at first base, four in outfield, and one at catcher... reached base safely in 13 straight games from Feb. 21-March 19... went 2-for-5 with two runs and an RBI in the series finale at Indiana (4/17)... connected on his third home run of the season -- a two-run shot -- at Minnesota (4/3), finishing the game 1-for-3 with two RBIs... hit .333 in the series against Maryland (3/25-27), including a 3-for-4, two double, two RBI performance in a game one victory... belted his second home run against Savannah State (3/13), finishing 1-for-3 with two runs and an RBI... went 3-for-4 with a double, three RBIs, and five runs scored against Northwestern College (3/8)... tied a school record with five runs... hit .500 in a pair of games at Southern Illinois, finishing 2-for-2 with two walks in the finale (3/6)... had a pinch-hit two-run single against Chicago State (2/28)... started the third game of the series at Dallas Baptist (2/21) at DH.

**22 - Eric Schenck-Joblinske - OF** - Strong defensive outfielder... started 19 games in the outfield... hitting .227 with nine RBIs and 16 runs scored... went 1-for-3 with two RBIs in series finale at Indiana (4/17)... drove in the game-winning run in the top of the 10th inning... finished with a .333 average in series against Air Force (4/12-13) with two doubles, four runs and an RBI... hit .333 in two games against Illinois with two doubles and two runs scored... went 1-for-3 with a solo home run in the series finale against Maryland (3/27)... went 1-for-2 with a triple and scored two runs against Bradley (3/22)... led off the ninth inning with a triple and scored game-tying run in bottom of the ninth... finished 2-for-2 with two runs and two RBIs against Northwestern College (3/8)... went 2-for-4 with an RBI double in game two at Southern Illinois (3/5)... collecting hits in 4-of-6 games... started all three games in left field at Dallas Baptist (2/19-21), collecting hits in 2-of-3 games... had an RBI single in the middle game of the series.

**23 - Joel Booker - OF** - Hitting .344 with 56 hits, 13 doubles, two triples, and four home runs... has scored 33 runs and driven in 25... is 15-for-16 on the base paths... had a career-best 14-game hitting from Feb. 28 to March 25 and an 18-game reached base streak from Feb. 21 to March 26... has 16 multi-hit games (eight two-hit, five three-hit, and three four-hit)... has hit safely in 30-of-38 games and reached safely in 34-of-38 contests... hit .438 in three-game series against No. 18/21 Michigan with two multi-hit games... went 4-for-5 with a double, two RBIs,



and a run scored in series finale... finished with a .375 average in two-game series against Air Force (4/12-13)... went 2-for-5 with two runs and two steals in series finale... hit .385 in Illinois series (4/9-10) with two multi-hit games... connected on a three-run home run and drove in four RBIs in a 4-3 win in series finale... went 3-for-5 with a double, two runs, and an RBI against Milwaukee (4/6)... hit a team-best .417 at Minnesota (4/1-3)... posted his second four-hit game, going 4-for-5 with a home run, double, and two runs scored in game two victory... went 2-for-3 with a two-run home run in the series opening win over Maryland (3/25)... posted his second straight three hit game, going 3-for-5 with a triple and two runs scored against Bradley (3/22)... finished with a .357 average at Missouri State (3/18-20), including a 3-for-5, three run game in the series finale... hit .389 at the Spring Swing with two multi-hit games, four RBIs and four runs scored... went 3-for-6 with a home run and four RBIs against Savannah State... home run was a three-run shot... was 2-for-5 with two runs against Point... finished with a .333 average (5-for-15) with two doubles in three-game series at Southern Illinois (3-4/6)... went 3-for-5 with two runs in game two... finished with a .500 (6-of-12) average with three doubles and two RBIs at the Snowbird Classic... had a career-high four hits, going 4-for-5 with two RBIs against Chicago State (2/28)... selected as the player with the best outfield arm leading into 2016 by Baseball America... started all 59 games in right field as a junior.

**31 - Daniel Aaron Moriel - C** - Strong arm behind the plate... has started 25 games... hitting .250 with 17 RBIs and 17 runs scored... hit a team-best .500 (4-for-8) in three-game series against No. 18/21 Michigan (4/22-24) with a pair of multi-hit games... went 2-for-3 with two runs and a double in game two... hit .400 (4-of-10) in two-game series against Air Force (4/12-13)... finished 3-for-5 with four runs and six RBIs in game two -- all three were career-bests... went 2-for-5 with two RBIs and hit a solo home run against Illinois (4/9)... went 1-for-3 with two runs and an RBI on a solo home run off the top of the Banks Field scoreboard against Northern Illinois (3/29)... tallied his second two-hit game of the season, finishing 2-for-2 in game one at Missouri State (3/18)... went 2-for-3 with career-highs in runs (3) and RBIs (3) against Northwestern College (3/8)... hit a team-leading .250 (2-for-8) with two RBIs at Dallas Baptist... went 1-for-2 with a solo home run in the opener Feb. 19.

**35 - Grant Klenovich - 1B/3B** - Hitting .212 with four runs and three RBIs... started nine games on the year -- seven coming at first base... finished with a career-high three hits, finishing 3-for-4 with a run against Illinois (4/9)... had a pair of sacrifice flies to drive in two runs in series finale at Missouri State (3/20)... played in 14 games as a true freshman, hitting .308 with five RBIs.

**36 - John Barrett - OF** - Pinch-hitting option and a reserve outfielder... has started 13 games, primarily against left-handed pitchers... been in the starting lineup in seven of the last eight games... hitting .233 with six RBIs in 22 games... went 1-for-2 with an RBI double in the series finale against Michigan (4/24)... tallied his second multi-hit game, finishing 2-for-2 with two RBIs and a walk against Air Force (4/13)... went 2-for-4 with a double in game two against Illinois (4/9) -- his first career multi-hit game... was 1-for-2 with an RBI single, starting the series finale at Missouri State (3/20)... finished 1-for-2 with an RBI double against Chicago State (2/29)... Opening Day starter at Dallas Baptist (2/19) in right field.

**38 - Tyler Peyton - 1B/DH** -- Hitting .292 with 19 RBIs and 25 runs scored... reached safely in 19 straight games from Feb. 21 to March 29... has 13 multi-hit games (12 two-hit, one three-hit)... posted a .385 average in three-game series against No. 18/21 Michigan (4/22-24) with two multi-hit games... went 2-for-3 with three runs and two RBIs in game two... hit .462 (6-for-13) with three multi-hit games in three-game series at Indiana (4/15-17)... went 2-for-4 with two RBIs in game two... had his first three-hit game of the season against Air Force (4/12), going 3-for-5 with a double, run, and RBI... stole three bases and drew three walks in game two (4/13)... had two hits, finishing 2-for-3 with two runs and an RBI -- coming on an opposite field solo home run -- against Milwaukee (4/6)... went 1-for-4 with four RBIs via his first career grand slam against Northern Illinois (3/29)... went 2-for-5 with a double and three runs scored in the opener and was 2-for-4 with the game-winning two-run double in the game two victory... finished with a .385 (5-of-13) average in series against Maryland (3/25-27)... hit a team-best .438 (7-of-16) at the Spring Swing with three multi-hit games... preseason first-team All-Big Ten selection by College Sports Madness as an infielder... rated as the seventh-best prospect in the Big Ten by Perfect Game... named to the Big Ten Players to Watch List... third-team All-America by D1Baseball.com and NCBWA as a utility player as a junior... selected as the Big Ten's best first baseman leading into 2016 by Baseball America... third-team All-Big Ten selection as a junior... semifinalist for the John Olerud Two-Way Player of the Year Award... selected in the 33rd round (985th pick) by the Cincinnati Reds in the 2015 Major League Baseball First-Year Player Draft... hit a team-leading .337 (63-of-187) with 31 runs and 31 RBIs as a junior and reached safely in 47 contests.

**44 - Robert Neustrom - OF** - Hitting .266 with 17 runs and 12 RBIs... has started 25 games in the outfield... has six multi-hit games (two two-hit, four three-hit)... named Big Ten Freshman of the Week on March 28... went 3-for-5 -- his fourth three-hit game -- with two RBIs in series finale at Indiana (4/17)... went 1-for-3 with two runs and a triple in game one against Air Force (4/12)... went 2-for-3 with two runs and a career-high four RBIs against Northern Illinois (3/29)... connected on his first career home run -- a two-run shot -- in the second inning... hit a team-best .667 (6-of-9) against Maryland, tallying hits in all three games... went 2-for-3 with a triple, two RBIs, and run scored in game one (3/25) and 3-for-3 in game two (3/26)... posted a .500 average (4-for-8) at Missouri State (3/18-20)... went 3-for-4 with a double in game two of the series... hit .400 (4-for-10) at the Spring Swing... posted his first career multi-hit game against Savannah State (3/13), finishing 3-for-6 with a double, two runs, and RBI... started 2-of-3 games in right field at Dallas Baptist... collected his first career hit in game two, finishing 1-for-3 with a run scored... named the No. 2 impact freshman in the Big Ten Conference by D1Baseball.com... expected to be a part of an outfield platoon to start the season.

#### PITCHER NOTES

**2 - Zach Daniels - RHP** - Strong relief option out of the bullpen... 3/4 arm slot... is 1-1 with a 2.38 ERA and three saves in 10 appearances... has 12 strikeouts to three walks... allowed zero runs in eight of his 10 appearances... went a career-long two innings, striking out a pair, to notch his third save in a 3-0 win over Grand View (4/26)... tallied his second save, getting the final out with the bases loaded in series finale against Michigan (4/24)... got out of a bases-loaded, one-out jam to record his first career save in a 4-3 series-clinching victory over Illinois (4/10)... earned his first win, throwing one perfect inning against Bradley (3/22)... named Big Ten Freshman of the Week on March 14... threw 1 2/3 shutout innings in his collegiate debut at Dallas Baptist (2/20), striking out one.

**5 - Luke Vandermaten - RHP** - Named to the NCBWA Stopper of the Year Watch List... pitches at a 3/4 arm slot... is 1-0 with a 5.28 ERA and one save in 13 appearances... pitched two innings of two-hit ball to earn his first save in a win over Southern Illinois (3/5)... went 2-0 with a 1.06 ERA and four saves in 22 appearances in relief... allowed six runs (five earned) on 32 hits in 42 1/3 innings... four saves were tied for 10th in Big Ten... his 1.06 ERA was third-best in a single season in Iowa history.

**11 - Cole McDonald - RHP** - High 3/4 delivery... good feel for secondary pitches... is 4-1 with a 1.86 ERA over 19 1/3 innings... has 21 strikeouts to four walks... went a career-long five innings, scattering four hits and fanning five to tally his fourth victory against Grand View (4/26)... tallied his third victory going a career-long four innings, scattering two hits and fanning a career-high five against Air Force (4/13)... had a four strikeouts in two innings against Northern Illinois (3/29)... earned his second straight win, allowing one hit over two innings against Point University (3/14)... made his first career start and tallied his first win, throwing two shutout innings against Northwestern College (3/8)... made his first career appearance at Dallas Baptist (2/21).

**12 - Sam Lizarraga - RHP** - Will miss the remainder of the season following surgery... went 1-0 with a 0.79 ERA in eight appearances... had 12 strikeouts to three walks in 11 1/3 innings... tossed two shutout innings, fanning two, in his first career Big Ten appearance against Illinois (4/9)... earned his first career victory, throwing two shutouts innings and fanning one against Milwaukee (4/6)... threw 2 1/3 innings against Northwestern College (3/8), allowing three hits and striking out three... made his collegiate debut against Indiana State (2/26), striking out the only batter he faced.

**13 - Jared Mandel - LHP** - Multi-angle southpaw... is 0-0 with a 4.05 ERA in 10 appearances, tossing 6 2/3 innings... struck out the side in the eighth inning in Iowa's 7-6 come-from-behind win over Bradley (3/22).

**17 - Josh Martsching - RHP** - Is 1-0 with a 1.74 ERA, fanning seven over 10 1/3 innings... is 3-for-3 in save opportunities... earned his third save, getting a strikeout to close out the victory at Indiana (4/17)... got the final two outs to record his second save in Iowa's 9-7 victory over Air Force (4/12)... earned his first save of the season, getting the final out in a 6-3 win at Minnesota (4/3)... notched his first victory of the season, tossing two shutout inning and striking out a pair against Northern Illinois (3/29)... threw two shutout innings in relief against Point University (3/14)... made his first appearance of the season at Southern Illinois (3/6), allowing one run on four hits over two innings.

**18 - Shane Ritter - RHP** - Is 1-0 with a 4.50 ERA in eight appearances (one start)... made his first Big Ten appearance at Indiana (4/16), tossing 2 1/3 shutout innings, allowing one hit and





fanning two... earned his first career victory, allowing four runs on six hits over four innings against Air Force (4/12)... struck out a career-high six to one walk in the relief outing... made his first career start against Milwaukee (4/6), tossing two shutout innings, fanning a pair... threw 1 2/3 innings of hitless relief against Bradley (3/22) with two strikeouts and two walks... made his collegiate debut against Northwestern College (3/8), throwing two innings of one-hit ball.

**19 - Kyle Wade - RHP** -- Made his career debut against Air Force (4/13), allowing two runs on three hits in one inning of relief... struck out a pair.

**24 - Nick Allgeyer - LHP** - Is 0-0 with a 3.97 ERA in a team-high 14 appearances... has allowed zero runs in six outings... tossed 3 2/3 innings, allowing one run on three hits and fanning three at Indiana (4/16)... pitched 1 1/3 shutout innings, fanning two against Air Force (4/13)... tossed 2 1/3 hitless innings at Missouri State (3/18)... earned his first save of the season in a 4-1 victory over Dartmouth, allowing one hit and fanning four over a career-high four innings.

**29 - Tyler Radtke - RHP** - Is 1-1 with a 2.38 ERA in 10 appearances... has 11 strikeouts to five walks in 11 1/3 innings... tossed two perfect innings, fanning two, against Grand View (4/26)... recorded his first win against Illinois, tossing 1 2/3 shutout innings of one-hit ball... threw two shutout innings in relief at Dallas Baptist (2/21), allowing two hits and striking out two... voted one of four team captains in 2016 for a second straight season.

**30 - Nick Gallagher - RHP** - Three-pitch pitcher... is 5-2 with a 3.07 ERA in 10 appearances (three starts)... has 39 strikeouts to 18 walks... is 4-1 with a 1.60 ERA in seven relief appearances with 31 strikeouts to nine walks... is 3-0 with a 2.70 ERA in four Big Ten appearances... tallied his fifth win, tossing a career-best seven innings in relief against No. 18/21 Michigan... allowed one run and struck out a career-high seven in the victory... recorded his fourth victory in his first career Big Ten start, allowing one run on four hits over five innings and fanning five against Illinois (4/10)... went a career-long 6 2/3 innings in relief at Minnesota (4/3), allowing two runs on five hits... earned his third victory, tossing four shutout innings, scattering two hits and fanning four against Maryland (3/26)... allowed one run on two hits and struck out a career-high six in relief at Missouri State (3/19), but was tagged with the loss... posted his second straight win against Savannah State (3/13), tossing 5 1/3 shutout innings, scattering three hits and striking out five... recorded his first career win, allowing two runs on seven hits over 4 2/3 innings at Southern Illinois (3/5)... pitched shutout two innings in relief against Chicago State, striking out five of the six batters he faced. was Iowa's midweek starter as a freshman... made his first career weekend start Feb. 20 at Dallas Baptist... went 0-0 with a 2.18 ERA in nine appearances (five starts) in 2015.

**32 - Calvin Mathews - RHP** - Is 0-3 with a 7.16 ERA... went four innings in a no-decision, allowing two runs on three hits and fanning four against Air Force (4/12)... suffered the loss at Southern Illinois (3/6), allowing two runs on seven hits over four innings, striking out four... went four innings in starts against Dallas Baptist (2/21) and Chicago State (2/28)... voted one of four team captains for 2016 season... preseason First-Team All-Big Ten by College Sports Madness... named to the Big Ten Players to Watch List...second-team All-Big Ten as a junior after going 5-3 with a 2.45 ERA over 73 1/3 innings.

**33 - C.J. Eldred - RHP** - Is 2-5 with a 3.05 ERA over 65 innings, striking out 46 to 15 walks... limiting hitters to a .254 average... has five quality starts and two complete games... posted back-to-back quality starts against Illinois (4/9) and at Indiana (4/15)... went seven innings, allowing two runs on six hits and fanning five against Illinois and went 6 1/3 innings, allowing three runs on 10 hits at Indiana... first Hawkeye since 2011 to throw back-to-back complete games... tossed his second straight complete game at Minnesota (4/1), allowing four runs on seven hits over eight innings in a 4-1 loss... threw his first career complete game, scattering six hits and striking out a career-high nine in an 8-1 series-opening victory over Maryland (3/25)... suffered his first loss vs. Omaha (3/11), allowing three runs on 10 hits with five strikeouts against Omaha (3/11)... made his first career Friday start at Southern Illinois (3/4), throwing nine innings of two hit ball and allowing one unearned run to tally a quality start... had a no-hitter through 7 2/3 innings... earned his first career win in his first collegiate starting, throwing five innings of four-hit, one-run ball against Dartmouth (2/27), where he had five strikeouts to one walk... entered in relief in his first collegiate game and retired the first 13 hitters he faced at Dallas Baptist (2/20)... allowed two runs (one earned) on two hits over four innings with three strikeouts... redshirted in 2014 at Indiana, transferred and sat out 2015 because of NCAA regulations... son of former Hawkeye and MLB pitcher Cal Eldred.

**38 - Tyler Peyton - RHP** - Iowa's staff ace... 90-94 fastball... is 1-3 with a 4.66 ERA in six starts... has 25 strikeouts to 10 walks over 29 innings... notched his first win, allowing one run

on five hits in five innings at Minnesota (4/3)... pitched five innings, allowing one run on three hits and fanning a season-high seven against Maryland (3/26) in a no-decision... missed his March 4 start at Southern Illinois with forearm stiffness... tagged with the loss in the season-opener at Dallas Baptist (2/19) despite a quality start... gave up two unearned runs on two hits and struck out six over 6 1/3 innings... selected as the pitcher with the "best changeup" leading into 2016 by Baseball America... went 7-4 with a 3.03 ERA over 95 innings as a junior... had 74 strikeouts -- seventh-most in Big Ten -- against 24 walks.

**41 - Ryan Erickson - LHP** - Is 1-1 with a 3.97 ERA over 34 innings... made his first career Big Ten start against No. 18/21 Michigan (4/23)... notched his first win, scattering two hits over 5 2/3 innings at Indiana (4/17)... retired 17 straight batters at one point... went 3 2/3 innings in relief, allowing two runs at Minnesota (4/3)... threw 4 1/3 shutout innings of two-hit ball, fanning two against Maryland (3/27)... made his first career start at Southern Illinois (3/5)... went 4-1 with a 2.79 ERA and one save in 18 relief appearances as a sophomore... had 27 strikeouts against 20 walks... rated as the 19th-best prospect in the Big Ten by Perfect Game... went 3-0 with a 1.74 ERA, allowing four earned runs in 20 2/3 innings in Big Ten play... pitched sparingly at Johnson County Community College in 2014.



**STARTING LINEUPS BY GAME**

Date	Opp.	C	1B	2B	3B	SS	LF	CF	RF	DH/P
2/19	at DBU	Moriel	Klenovich	McCoy	Woods	Roscetti	S.Joblinske	Booker	Barrett	Peyton
2/20	at DBU	Moriel	Peyton	McCoy	Woods	Roscetti	S.Joblinske	Booker	Neustrom	Frankos
2/21	at DBU	Moriel	Peyton	McCoy	Woods	Roscetti	S.Joblinske	Booker	Neustrom	Guzzo
2/26	vs. Ind. St.	Moriel	Guzzo	McCoy	Woods	Roscetti	Neustrom	S.Joblinske	Booker	Peyton
2/27	vs. Dart.	Frankos	Peyton	Boe	McCoy	Roscetti	S.Joblinske	Booker	Pickett	Guzzo
2/28	vs. CSU	Moriel	Peyton	Boe	McCoy	Roscetti	S.Joblinske	Booker	Woods	Farley
3/4	at SIU	Moriel	Peyton	Boe	McCoy	Roscetti	S.Joblinske	Booker	Woods	Farley
3/5	at SIU	Frankos	Peyton	Boe	McCoy	Roscetti	S.Joblinske	Booker	Woods	Guzzo
3/6	at SIU	Moriel	Peyton	Boe	McCoy	Roscetti	S.Joblinske	Booker	Woods	Guzzo
3/8	NWC	Moriel	Peyton	Daniels	McCoy	Roscetti	Farley	Booker	Woods	Guzzo
3/11	vs. UNO	Frankos	Peyton	Boe	McCoy	Roscetti	Farley	Booker	Woods	Guzzo
3/12	vs. SHU	Moriel	Klenovich	Boe	McCoy	Roscetti	Guzzo	Booker	Barrett	Peyton
3/13	vs. SSU	Guzzo	Peyton	Daniels	McCoy	Roscetti	Woods	Booker	Neustrom	Farley
3/14	vs. Point	Moriel	Peyton	Daniels	McCoy	Roscetti	Neustrom	Booker	Woods	Guzzo
3/18	at MSU	Moriel	Peyton	Daniels	McCoy	Roscetti	Barrett	Booker	Woods	Guzzo
3/19	at MSU	Frankos	Woods	Daniels	McCoy	Roscetti	Neustrom	Booker	Neustrom	Peyton
3/20	at MSU	Moriel	Klenovich	Daniels	McCoy	Roscetti	Barrett	Booker	Neustrom	Farley
3/22	Bradley	Moriel	Peyton	Daniels	McCoy	Roscetti	Neustrom	Booker	Barrett	Klenovich
3/25	Maryland	Frankos	Peyton	Daniels	McCoy	Roscetti	S.Joblinske	Booker	Neustrom	Guzzo
3/26	Maryland	Frankos	Klenovich	Daniels	McCoy	Roscetti	Guzzo	Booker	Neustrom	Peyton
3/27	Maryland	Frankos	Peyton	Daniels	McCoy	Roscetti	S.Joblinske	Booker	Neustrom	Guzzo
3/29	N. Illinois	Moriel	Peyton	Boe	McCoy	Roscetti	S.Joblinske	Booker	Neustrom	Guzzo
4/1	at Minn.	Frankos	Peyton	Daniels	McCoy	Roscetti	S.Joblinske	Booker	Neustrom	Guzzo
4/3-1	at Minn.	Moriel	Klenovich	Daniels	McCoy	Roscetti	Pickett	Booker	Neustrom	Peyton
4/3-2	at Minn.	Frankos	Peyton	Daniels	McCoy	Roscetti	Guzzo	Booker	Neustrom	Moriel
4/5	Milwaukee	Moriel	Peyton	Daniels	McCoy	Roscetti	Pickett	Booker	Neustrom	Guzzo
4/9-1	Illinois	Frankos	Peyton	Daniels	McCoy	Roscetti	S.Joblinske	Booker	Neustrom	Guzzo
4/9-2	Illinois	Moriel	Klenovich	Daniels	McCoy	Roscetti	Barrett	Booker	Woods	Peyton
4/10	Illinois	Frankos	Peyton	Daniels	McCoy	Roscetti	S.Joblinske	Booker	Neustrom	Guzzo
4/12	Air Force	Moriel	Peyton	Daniels	McCoy	Roscetti	S.Joblinske	Booker	Neustrom	Guzzo
4/13	Air Force	Moriel	Peyton	Boe	McCoy	Roscetti	Barrett	Booker	Neustrom	Klenovich
4/15	at Indiana	Frankos	Peyton	Daniels	McCoy	Roscetti	Barrett	Booker	Neustrom	Moriel
4/16	at Indiana	Moriel	Klenovich	Daniels	McCoy	Roscetti	S.Joblinske	Booker	Farley	Peyton
4/17	at Indiana	Frankos	Peyton	Boe	McCoy	Roscetti	S.Joblinske	Booker	Neustrom	Guzzo
4/22	Michigan	Frankos	Peyton	Daniels	McCoy	Roscetti	S.Joblinske	Booker	Neustrom	Barrett
4/23	Michigan	Frankos	Peyton	Daniels	McCoy	Roscetti	Barrett	Booker	Neustrom	Moriel
4/24	Michigan	Moriel	Peyton	McCoy	Woods	Roscetti	Barrett	Booker	Neustrom	Farley
4/26	G. View	Moriel	Woods	Boe	McCoy	Roscetti	S.Joblinske	Booker	Barrett	Farley

**PINCH-HITTING BREAKDOWN**

Player	Avg.	AB-H-RBI	2B-3B-HR	BB-HBP-SO
John Barrett	.000	6-0-1	0-0-0	0-0-2
Mitchell Boe	.000	1-0-0	0-0-0	0-0-0
Zach Daniels	.000	3-0-1	0-0-0	0-0-0
Luke Farley	.286	7-2-3	0-0-0	2-0-3
Jimmy Frankos	.000	5-0-1	0-0-0	2-2-2
Austin Guzzo	.200	5-1-3	0-0-0	1-0-3
Grant Klenovich	.400	5-2-1	0-0-0	0-0-2
Daniel Aaron Moriel	.000	3-0-0	0-0-0	1-1-1
Robert Neustrom	.333	6-2-0	0-0-0	1-0-3
Devin Pickett	.333	6-2-0	0-0-0	2-0-3
E. Schenck-Joblinske	.250	4-1-2	0-0-0	1-0-2
Corbin Woods	.000	1-0-0	0-0-0	0-0-0

**STARTING LINEUPS - BATTING ORDER**

- Booker (34), McCoy (2), Peyton (2)
- McCoy (10), Roscetti (8), Daniels (13), Peyton (6), Neustrom (1)
- Peyton (7), Roscetti (26), McCoy (2), Booker (3)
- Klenovich (2), Neustrom (3), Moriel (6), Guzzo (9), Peyton (13), Frankos (5)
- Roscetti (2), Schenck-Joblinske (1), Moriel (5), Guzzo (8), Peyton (5), Klenovich (3), Farley (3), McCoy (8), Frankos (3)
- Moriel (5), Neustrom (6), McCoy (5), Frankos (7), Farley (4), Guzzo (3), Peyton (3), Klenovich (1), Barrett (3), Roscetti (1)
- Schenck-Joblinske (8), Booker (1), Woods (1), Moriel (5), Farley (1), McCoy (10), Barrett (3), Neustrom (6), Guzzo (1), Klenovich (1), Roscetti (1)
- Barrett (5), Frankos (1), Guzzo (2), Woods (10), Pickett (1), Schenck-Joblinske (7), Neustrom (5), Klenovich (2), McCoy (1), Moriel (3), Farley (1)
- Woods (6), Neustrom (4), Boe (11), Daniels (9), Barrett (2), Pickett (2), Moriel (1), Schenck-Joblinske (3)

**CAREER MULTI-HIT GAMES**

Player	2013	2014	2015	2016	Total
John Barrett	--	--	--	2	2
Joel Booker	--	--	14	16	30
Zach Daniels	--	--	--	3	3
Luke Farley	--	--	--	2	2
Austin Guzzo	--	--	2	4	6
Jimmy Frankos	--	9	3	2	14
Grant Klenovich	--	--	1	1	2
Mason McCoy	--	--	--	9	9
Daniel Aaron Moriel	--	--	5	6	11
Robert Neustrom	--	--	--	6	6
Tyler Peyton	--	13	18	13	44
Nick Roscetti	6	1	21	19	47
Eric Sch.-Joblinske	--	--	--	2	2
Corbin Woods	--	--	--	2	2

**CAREER MULTI-RBI GAMES**

Player	2013	2014	2015	2016	Total
John Barrett	--	--	2	1	3
Joel Booker	--	--	7	7	14
Zach Daniels	--	--	--	1	1
Austin Guzzo	--	--	1	5	6
Luke Farley	--	--	--	3	3
Jimmy Frankos	--	1	--	3	4
Grant Klenovich	--	--	2	1	3
Mason McCoy	--	--	--	3	3
Daniel Aaron Moriel	--	--	1	4	5
Robert Neustrom	--	--	--	3	3
Tyler Peyton	--	9	7	4	20
Nick Roscetti	1	1	8	7	17
E. Schenck-Joblinske	--	--	1	2	3

**HITTING/ON-BASE STREAKS**

Player	Hitting	Career	On-Base	Career
John Barrett	2	4	7	7
Mitchell Boe	2	2	3	4
Joel Booker	4	14	4	18
Zach Daniels	--	5	--	5
Luke Farley	--	3	--	4
Jimmy Frankos	2	7	3	10
Austin Guzzo	--	5	--	11
Grant Klenovich	--	3	--	4
Mason McCoy	2	5	4	10
Daniel Aaron Moriel	--	4	4	10
Robert Neustrom	2	4	4	8
Tyler Peyton	6	12	10	19
Devin Pickett	--	1	--	3
Nick Roscetti	--	15	6	20
Eric Schenck-Joblinske	--	4	2	5
Corbin Woods	--	2	--	3



### STARTING PITCHERS

Pitcher	Date	Opp.	Dec.	IP	H	R	ER	BB	SO	NP	Score	Final
Tyler Peyton	2/19	at D. Baptist	L	6.1	2	2	0	1	6	90	1-1	1-4
Nick Gallagher	2/20	at D. Baptist	L	1.1	5	5	4	3	1	45	0-4	3-7
Calvin Mathews	2/21	at D. Baptist	ND	4.0	4	1	1	3	3	79	0-1	1-4
Tyler Peyton	2/26	vs. Indiana St.	L	3.0	6	5	5	1	1	67	1-5	3-11
C.J. Eldred	2/27	vs. Dartmouth	W	5.0	4	1	1	1	5	84	4-1	4-1
Calvin Mathews	2/28	vs. Chicago St.	ND	4.0	4	2	1	0	1	60	4-1	15-3
C.J. Eldred	3/4	at So. Illinois	ND	9.0	2	1	0	1	4	93	1-0	1-2
Ryan Erickson	3/5	at So. Illinois	ND	2.1	6	3	3	2	4	55	0-3	7-5
Calvin Mathews	3/6	at So. Illinois	L	4.0	7	2	2	0	4	64	0-2	1-6
Cole McDonald	3/8	NW College	W	2.0	0	0	0	0	2	24	14-0	28-0
C.J. Eldred	3/11	vs. Omaha	L	6.0	10	3	3	0	5	81	2-3	2-3
Tyler Peyton	3/12	vs. Seton Hall	L	5.0	5	4	4	1	3	64	0-4	1-7
Calvin Mathews	3/13	vs. Sav. St.	ND	3.2	2	4	4	3	4	65	2-4	14-4
Cole McDonald	3/14	vs. Point	W	2.0	1	0	0	0	2	21	4-0	7-1
C.J. Eldred	3/18	at Missouri St.	L	5.2	5	4	3	6	1	72	1-4	1-4
Tyler Peyton	3/19	at Missouri St.	ND	4.2	7	4	4	3	5	100	3-4	4-5
Calvin Mathews	3/20	at Missouri St.	ND	3.0	3	2	2	2	1	55	2-1	6-8
Cole McDonald	3/22	Bradley	ND	1.1	4	2	2	1	2	45	1-2	7-6
C.J. Eldred	3/25	Maryland	W	9.0	6	1	1	2	9	119	8-1	8-1
Tyler Peyton	3/26	Maryland	ND	5.0	3	1	1	0	7	69	0-1	4-1
Calvin Mathews	3/27	Maryland	L	2.2	7	4	4	2	1	63	0-4	1-4
Cole McDonald	3/29	N. Illinois	ND	2.0	4	1	1	0	4	41	2-1	12-3
C.J. Eldred	4/1	at Minnesota	L	8.0	7	4	4	2	4	86	1-4	1-4
Tyler Peyton	4/3-1	at Minnesota	W	5.0	5	1	1	4	3	85	6-1	6-3
Calvin Mathews	4/3-2	at Minnesota	L	0.2	4	4	4	0	1	24	0-4	3-6
Shane Ritter	4/6	Milwaukee	W	2.0	0	0	0	2	2	35	1-0	9-1
C.J. Eldred	4/9-1	Illinois	ND	7.0	6	2	2	1	5	89	3-2	4-3
Tyler Peyton	4/9-2	Illinois	L	5.0	9	9	8	2	4	87	9-2	10-4
Nick Gallagher	4/10	Illinois	W	5.0	4	1	1	2	5	93	4-1	4-3
Calvin Mathews	4/12	Air Force	ND	4.0	3	2	2	1	4	65	0-2	9-7
Cole McDonald	4/13	Air Force	W	4.0	2	0	0	1	5	66	8-0	22-2
C.J. Eldred	4/15	at Indiana	L	6.1	10	3	3	1	4	89	0-3	1-7
Tyler Peyton	4/16	at Indiana	L	2.0	7	7	6	2	2	55	0-7	2-8
Nick Gallagher	4/17	at Indiana	ND	4.0	5	4	4	4	2	84	3-2	6-5
C.J. Eldred	4/22	Michigan	L	5.0	9	5	4	1	6	97	0-5	4-8
Ryan Erickson	4/23	Michigan	L	4.0	5	7	2	4	2	90	0-4	9-12
Calvin Mathews	4/24	Michigan	ND	1.2	5	2	2	1	2	42	0-2	8-3
Cole McDonald	4/26	Grand View	W	5.0	4	0	0	1	5	57	2-0	3-0

### STARTING PITCHER RECORDS

Pitcher	2016	Career
C.J. Eldred	2-5	2-5
Ryan Erickson	0-1	0-1
Nick Gallagher	1-1	1-1
Connor Grant	--	1-2
Calvin Mathews	0-3	10-14
Cole McDonald	4-0	4-0
Tyler Peyton	1-5	13-10
Shane Ritter	0-0	0-0

### STARTING PITCHER STATS

Pitcher	Starts	IP	W-L	R-ER	BB-K	ERA	B/AVG.
C.J. Eldred	9	61.0	2-5	24-21	15-43	3.10	.262
Ryan Erickson	2	6.1	0-1	10-5	6-6	7.11	.379
Nick Gallagher	3	10.1	1-1	10-9	9-8	7.84	.318
Calvin Mathews	9	27.2	0-3	23-22	12-21	7.16	.328
Cole McDonald	5	11.1	3-0	3-3	2-15	2.38	.250
Tyler Peyton	8	36.0	1-5	33-29	14-31	7.25	.306
Shane Ritter	1	2.0	0-0	0-0	2-2	0.00	.000
<b>TOTALS</b>	<b>38</b>	<b>159.2</b>	<b>8-15</b>	<b>103-89</b>	<b>61-131</b>	<b>5.02</b>	<b>.289</b>

### RUN SUPPORT

	Starts	Total Runs	Avg.
<b>C.J. Eldred</b>	<b>9</b>	<b>31</b>	<b>3.4</b>
<b>High:</b> 8 vs. Maryland (3/25)			
<b>Low:</b> 1, 2X, last at Missouri State (3/18)			
<b>Ryan Erickson</b>	<b>2</b>	<b>16</b>	<b>8.0</b>
<b>High:</b> 9 vs. Michigan (4/23)			
<b>Low:</b> 7 at Southern Illinois (3/5)			
<b>Nick Gallagher</b>	<b>3</b>	<b>13</b>	<b>4.3</b>
<b>High:</b> 6 at Indiana (4/17)			
<b>Low:</b> 3 at Dallas Baptist (2/20)			
<b>Calvin Mathews</b>	<b>9</b>	<b>58</b>	<b>6.4</b>
<b>High:</b> 15 vs. Chicago State (2/28)			
<b>Low:</b> 1, 3X, last vs. Maryland (3/27)			
<b>Cole McDonald</b>	<b>6</b>	<b>79</b>	<b>13.2</b>
<b>High:</b> 28 vs. Northwestern College (3/8)			
<b>Low:</b> 3 vs. Grand View (4/26)			
<b>Tyler Peyton</b>	<b>8</b>	<b>25</b>	<b>3.1</b>
<b>High:</b> 6 at Minnesota (4/3)			
<b>Low:</b> 1, 2X, last vs. Seton Hall (3/12)			
<b>Shane Ritter</b>	<b>1</b>	<b>9</b>	<b>9.0</b>
<b>High:</b> 9 vs. Milwaukee (4/6)			
<b>Low:</b> 9 vs. Milwaukee (4/6)			



**BULLPEN STATISTICS**

Pitcher	W-L-S	App.	ERA	IP	H	R	ER	BB	K	B/Avg.
Nick Allgeyer	0-0-1	14	3.97	22.2	19	12	10	8	14	.226
Zach Daniels	1-1-3	10	2.38	11.1	10	3	3	3	12	.238
C.J. Eldred	0-0-0	1	2.25	4.0	2	2	1	0	3	.133
Ryan Erickson	1-0-0	9	3.25	27.2	22	16	10	11	13	.220
Nick Gallagher	4-1-0	7	1.60	33.2	26	6	6	9	31	.210
Sam Lizarraga	1-0-0	8	0.79	11.1	6	1	1	3	12	.162
Jared Mandel	0-0-0	10	4.05	6.2	7	4	3	5	6	.304
Josh Martsching	1-0-3	9	1.74	10.1	7	2	2	6	8	.212
Cole McDonald	0-1-0	1	3.00	3.0	0	1	1	1	1	.000
Tyler Radtke	1-1-0	10	2.38	11.1	12	3	3	5	11	.267
Shane Ritter	1-0-0	7	5.14	14.0	16	8	8	8	11	.286
Luke Vandermaten	1-0-1	13	5.28	15.1	18	10	9	6	7	.316
<b>TOTALS</b>	<b>11-4-8</b>	<b>--</b>	<b>3.08</b>	<b>172.1</b>	<b>148</b>	<b>70</b>	<b>59</b>	<b>65</b>	<b>131</b>	<b>.235</b>

**BULLPEN STATISTICS**

Opponent	Date	W-L-S	Pitchers	Inn.	H	R-ER	BB-SO
Dallas Baptist	2/19	0-0-0	Erickson, Vandermaten, Allgeyer	1.2	3	3-0	1-1
Dallas Baptist	2/20	0-0-0	Eldred, Daniels, Mandel	6.2	2	2-1	1-5
Dallas Baptist	2/21	0-1-0	Radtke, McDonald, Vandermaten	4.0	4	3-3	3-2
vs. Indiana St.	2/26	0-0-0	Erickson, Lizarraga	6.0	7	6-4	1-3
vs. Dartmouth	2/27	0-0-1	Allgeyer	4.0	1	0-0	0-4
vs. Chicago St.	2/28	1-0-0	Vandermaten, Gallagher, Daniels, Radtke	4.0	4	1-0	0-8
at So. Illinois	3/4	0-1-0	Daniels, Radtke	1.1	2	1-1	1-1
at So. Illinois	3/5	1-0-1	Gallagher, Vandermaten	6.2	9	2-2	2-1
at So. Illinois	3/6	0-0-0	Allgeyer, Martsching	4.0	8	4-4	3-2
NW College	3/8	0-0-0	Ritter, Lizarraga, Mandel	5.0	6	0-0	2-5
vs. Omaha	3/11	0-0-0	Daniels, Allgeyer	2.0	1	0-0	0-2
vs. Seton Hall	3/12	0-0-0	Erickson, Ritter	4.0	1	3-2	1-2
vs. Sav. State	3/13	1-0-0	Gallagher	5.1	3	0-0	0-4
vs. Point	3/14	0-0-0	Lizarraga, Martsching, Vandermaten, Radtke	7.0	7	1-1	2-6
at Missouri St.	3/18	0-0-0	Allgeyer	2.1	0	0-0	1-1
at Missouri St.	3/19	0-1-0	Gallagher	4.0	2	1-1	4-6
at Missouri St.	3/20	0-1-0	Erickson, Vandermaten, Radtke, Allgeyer, Martsching, Mandel	5.0	8	6-6	4-1
Bradley	3/22	1-0-0	Allgeyer, Ritter, Vandermaten, Erickson, Lizarraga, Mandel, Daniels	7.2	9	4-3	5-10
Maryland	3/25	0-0-0	--	--	--	--	--
Maryland	3/26	1-0-0	Gallagher	4.0	2	0-0	1-4
Maryland	3/27	0-0-0	Erickson, Vandermaten, Mandel	6.1	3	0-0	2-2
N. Illinois	3/29	1-0-0	Martsching, Lizarraga, Ritter, Radtke, Allgeyer, Daniels	7.0	7	2-2	0-6
at Minnesota	4/1	0-0-0	--	--	--	--	--
at Minnesota	4/3-1	0-0-1	Erickson, Martsching	4.0	6	2-2	0-2
at Minnesota	4/3-2	0-0-0	Gallagher, Mandel	7.1	5	2-2	2-4
Milwaukee	4/6	1-0-0	McDonald, Lizarraga, Allgeyer, Radtke, Daniels	7.0	2	1-0	2-4
Illinois	4/9-1	1-0-0	Vandermaten, Mandel, Martsching, Radtke	3.0	3	1-1	2-2
Illinois	4/9-2	0-0-0	Allgeyer, Lizarraga	4.0	3	1-1	2-3
Illinois	4/10	0-0-1	Erickson, Vandermaten, Daniels	4.0	1	2-2	6-5
Air Force	4/12	1-0-1	Ritter, Mandel, Martsching	5.0	8	5-4	2-7
Air Force	4/13	0-0-0	Lizarraga, Allgeyer, Vandermaten, Wade	5.0	3	2-2	1-5
at Indiana	4/15	0-0-0	Mandel, Vandermaten	1.2	2	4-4	1-2
at Indiana	4/16	0-0-0	Allgeyer, Ritter	6.0	4	1-1	4-5
at Indiana	4/17	1-0-1	Radtke, Erickson, Martsching	6.0	2	1-1	2-2
Michigan	4/22	0-0-0	Mandel, Martsching, Allgeyer	4.0	3	3-3	2-2
Michigan	4/23	0-0-0	Vandermaten, Ritter, Allgeyer	5.0	9	5-5	4-1
Michigan	4/24	1-0-1	Gallagher, Daniels	7.1	6	1-1	1-7
Grand View	4/26	0-0-1	Radtke, Daniels	4.0	2	0-0	0-4

**SAVE OPPORTUNITIES**

Pitcher	2016	Career
Nick Allgeyer	1/1	3/3
Zach Daniels	3/4	3/4
Ryan Erickson	--	1/1
Connor Grant	--	2/2
Jared Mandel	--	1/1
Josh Martsching	3/3	4/4
Tyler Radtke	0/1	5/8
Luke Vandermaten	1/2	5/6

**INHERITED RUNNERS**

Pitcher	2016	Career
Nick Allgeyer	6/2	14/3
Zach Daniels	10/2	10/2
C.J. Eldred	2/1	2/1
Ryan Erickson	10/7	31/15
Nick Gallagher	8/1	8/1
Connor Grant	--	9/4
Sam Lizarraga	3/1	3/1
Jared Mandel	8/2	38/11
Josh Martsching	10/5	25/12
Calvin Mathews	--	3/0
Cole McDonald	0/0	0/0
Tyler Radtke	7/2	60/27
Shane Ritter	2/2	2/2
Luke Vandermaten	14/10	34/16





## CAREER HIGHS

**1 - Mason McCoy**

Hits \_\_\_\_\_ 5 vs. Air Force, 4/13/16  
 Runs \_\_\_\_\_ 4 vs. Northwestern College, 3/8/16  
 RBIs \_\_\_\_\_ 6 vs. Air Force, 4/13/16

**2 - Zach Daniels**

Hits \_\_\_\_\_ 3 vs. Savannah State, 3/13/16  
 Runs \_\_\_\_\_ 2, 3X, last at Minnesota, 4/3/16  
 RBIs \_\_\_\_\_ 4 vs. Northwestern College, 3/8/16  
 Innings \_\_\_\_\_ 2 vs. Grand View, 4/26/16  
 Strikeouts \_\_\_\_\_ 2, 4X, last vs. Grand View, 4/26/16

**3 - Nick Roscetti**

Hits \_\_\_\_\_ 4, 2X, last at Indiana, 4/17/16  
 Runs \_\_\_\_\_ 4 vs. Northwestern College, 3/8/16  
 RBIs \_\_\_\_\_ 4, 2X, last vs. Bradley, 3/22/16

**4 - Mitchell Boe**

Hits \_\_\_\_\_ 1, 5X, last vs. Grand View, 4/26/16  
 Runs \_\_\_\_\_ 3 vs. Air Force, 4/13/16  
 RBIs \_\_\_\_\_ 1, 3X, last at Indiana, 4/17/16

**5 - Luke Vandermaten**

Innings \_\_\_\_\_ 4, 2X, last at Rutgers, 5/16/15  
 Strikeouts \_\_\_\_\_ 4, 3X, last vs. Indiana, 5/22/15

**6 - Daniel Perry**

Hits \_\_\_\_\_ N/A  
 Runs \_\_\_\_\_ N/A  
 RBIs \_\_\_\_\_ N/A

**7 - Devin Pickett**

Hits \_\_\_\_\_ 1, 4X, last vs. Northern Illinois, 3/29/16  
 Runs \_\_\_\_\_ 1, 6X, last vs. Milwaukee, 4/6/16  
 RBIs \_\_\_\_\_ N/A

**8 - Connor Grant**

Innings \_\_\_\_\_ 4.0 at Western Illinois, 4/1/15  
 Strikeouts \_\_\_\_\_ 4, 2X, last at Western Illinois, 4/1/15

**9 - Luke Farley**

Hits \_\_\_\_\_ 2, 2X, last vs. Northwestern College, 3/8/16  
 Runs \_\_\_\_\_ 2, 3X, last vs. Savannah State, 3/13/16  
 RBIs \_\_\_\_\_ 4 vs. Northwestern College, 3/8/16

**11 - Cole McDonald**

Innings \_\_\_\_\_ 5 vs. Grand View, 4/26/16  
 Strikeouts \_\_\_\_\_ 5, 2X, last vs. Grand View, 4/26/16

**12 - Sam Lizarraga**

Innings \_\_\_\_\_ 2.1 vs. Northwestern College, 3/8/16  
 Strikeouts \_\_\_\_\_ 3 vs. Northwestern College, 3/8/16

**13 - Jared Mandel**

Innings \_\_\_\_\_ 3.2, 2X, last at Purdue, 5/15/14  
 Strikeouts \_\_\_\_\_ 6 at Purdue, 5/15/14

**14 - Corbin Woods**

Hits \_\_\_\_\_ 2, 2X, last vs. Michigan, 4/24/16  
 Runs \_\_\_\_\_ 2 vs. Michigan, 4/24/16  
 RBIs \_\_\_\_\_ 1, 5X, last vs. Air Force, 4/13/16

**16 - Jimmy Frankos**

Hits \_\_\_\_\_ 4 vs. Minnesota, 4/19/14  
 Runs \_\_\_\_\_ 3 at Ohio State, 5/4/14  
 RBIs \_\_\_\_\_ 2, 4X, last vs. Michigan, 4/23/16

**17 - Josh Martshing**

Innings \_\_\_\_\_ 4.1 vs. Michigan State, 5/12/13  
 Strikeouts \_\_\_\_\_ 5 vs. Kansas, 4/9/13

**18 - Shane Ritter**

Innings \_\_\_\_\_ 4.0 vs. Air Force, 4/13/16  
 Strikeouts \_\_\_\_\_ 6 vs. Air Force, 4/13/16

**19 - Kyle Wade**

Innings \_\_\_\_\_ 1 vs. Air Force, 4/13/16  
 Strikeouts \_\_\_\_\_ 2 vs. Air Force, 4/13/16

**20 - Austin Guzzo**

Hits \_\_\_\_\_ 3, 2X, last vs. Maryland, 3/25/16  
 Runs \_\_\_\_\_ 5 vs. Northwestern College, 3/8/16  
 RBIs \_\_\_\_\_ 3 vs. Northwestern College, 3/8/16

**22 - Eric Schenck-Joblinske**

Hits \_\_\_\_\_ 2, 2X, last vs. Northwestern College, 3/8/16  
 Runs \_\_\_\_\_ 3 vs. Air Force, 4/13/16  
 RBIs \_\_\_\_\_ 2, 3X, last at Indiana, 4/17/16

**23 - Joel Booker**

Hits \_\_\_\_\_ 4, 3X, last vs. Michigan, 4/24/16  
 Runs \_\_\_\_\_ 3, 2X, last at Missouri State, 3/20/16  
 RBIs \_\_\_\_\_ 4, 3X, last vs. Illinois, 4/10/16

**24 - Nick Allgeyer**

Hits \_\_\_\_\_ N/A  
 Runs \_\_\_\_\_ N/A  
 RBIs \_\_\_\_\_ N/A  
 Innings \_\_\_\_\_ 4 vs. Dartmouth, 2/27/16  
 Strikeouts \_\_\_\_\_ 4 vs. Dartmouth, 2/27/16

**27 - Zach Fricke**

Hits \_\_\_\_\_ N/A  
 Runs \_\_\_\_\_ N/A  
 RBIs \_\_\_\_\_ N/A  
 Innings \_\_\_\_\_ N/A  
 Strikeouts \_\_\_\_\_ N/A

**29 - Tyler Radtke**

Innings \_\_\_\_\_ 3.1, 2X, last vs. Nebraska, 3/22/14  
 Strikeouts \_\_\_\_\_ 4, 4X, last vs. Cincinnati, 2/27/15

**30 - Nick Gallagher**

Innings \_\_\_\_\_ 7.0 vs. Michigan, 4/24/16  
 Strikeouts \_\_\_\_\_ 7 vs. Michigan, 4/24/16

**31 - Daniel Aaron Moriel**

Hits \_\_\_\_\_ 3, 2X, last vs. Air Force, 4/13/16  
 Runs \_\_\_\_\_ 4 vs. Air Force, 4/13/16  
 RBIs \_\_\_\_\_ 6 vs. Air Force, 4/13/16  
 Innings \_\_\_\_\_ 1 vs. AIB, 3/11/15  
 Strikeouts \_\_\_\_\_ N/A

**32 - Calvin Mathews**

Innings \_\_\_\_\_ 9 at Michigan, 3/28/14  
 Strikeouts \_\_\_\_\_ 9, 2X, last at Michigan, 3/28/14

**33 - C.J. Eldred**

Innings \_\_\_\_\_ 9, 2X, last vs. Maryland, 3/25/16  
 Strikeouts \_\_\_\_\_ 9 vs. Maryland, 3/25/16

**34 - Cole Baker**

Innings \_\_\_\_\_ N/A  
 Strikeouts \_\_\_\_\_ N/A

**35 - Grant Klenovich**

Hits \_\_\_\_\_ 3 vs. Illinois, 4/9/16  
 Runs \_\_\_\_\_ 1, 7X, last vs. Illinois, 4/9/16  
 RBIs \_\_\_\_\_ 2, 3X, last at Missouri State, 3/20/16

**36 - John Barrett**

Hits \_\_\_\_\_ 2, 2X, last vs. Air Force, 4/13/16  
 Runs \_\_\_\_\_ 1, 4X, last vs. Chicago State, 2/27/16  
 RBIs \_\_\_\_\_ 2, 3X, last vs. Air Force, 4/13/16

**38 - Tyler Peyton**

Innings \_\_\_\_\_ 9 vs. Indiana, 3/27/15  
 Strikeouts \_\_\_\_\_ 10 vs. Saint Joseph's, 3/16/14  
 Hits \_\_\_\_\_ 4, 2X, last vs. Indiana, 3/29/15  
 Runs \_\_\_\_\_ 3, 3X, last vs. Michigan, 4/23/16  
 RBIs \_\_\_\_\_ 4, 2X, last vs. Northern Illinois, 3/29/16

**41 - Ryan Erickson**

Innings \_\_\_\_\_ 5.2, 3X, last at Indiana, 4/17/16  
 Strikeouts \_\_\_\_\_ 5 vs. Cincinnati, 2/27/15

**44 - Robert Neustrom**

Hits \_\_\_\_\_ 3, 4X, last at Indiana, 4/17/16  
 Runs \_\_\_\_\_ 2, 3X, last vs. Air Force, 4/13/16  
 RBIs \_\_\_\_\_ 4 vs. Northern Illinois, 3/29/16

**45 - Kyle Shimp**

Innings \_\_\_\_\_ N/A  
 Strikeouts \_\_\_\_\_ N/A

2016 IOWA BASEBALL OVERALL STATISTICS

Record: 19-19 Home: 12-4 Away: 3-12 Neutral: 4-3 Big Ten: 7-8

Player	avg	gp-gs	ab	r	h	2b	3b	hr	rbi	tb	slg%	bb	hp	so	gdp	ob%	sf	sh	sb-att	po	a	e	fld%	
23 Booker, Joel	.344	38-38	163	33	56	13	2	4	25	85	.521	7	3	19	1	.377	2	3	15-16	87	4	2	.978	
3 Roscetti, Nick	.331	38-38	160	31	53	8	0	3	25	70	.438	15	4	31	1	.400	1	1	5-8	50	107	3	.981	
38 Peyton, Tyler	.292	36-36	137	25	40	7	0	4	19	59	.431	16	1	23	7	.368	1	1	5-6	236	18	5	.981	
1 McCoy, Mason	.269	38-38	145	22	39	7	2	2	21	56	.386	19	2	36	2	.359	1	2	2-5	30	90	4	.968	
-----																								
16 Frankos, Jimmy	.293	31-16	58	3	17	2	0	0	10	19	.328	9	6	6	1	.427	2	4	0-0	114	7	0	1.000	
9 Farley, Luke	.276	18-9	29	9	8	3	0	1	11	14	.483	8	1	11	1	.436	1	0	0-0	3	0	1	.750	
44 Neustrom, Robert	.266	34-25	94	17	25	3	2	1	12	35	.372	12	3	24	3	.364	1	0	1-3	48	1	2	.961	
20 Guzzo, Austin	.257	30-23	74	16	19	3	0	3	18	31	.419	19	1	25	0	.415	0	0	0-2	15	1	3	.842	
31 Moriel, Daniel Aaron	.250	34-25	88	17	22	3	0	3	18	34	.386	13	7	10	5	.389	0	2	3-4	147	19	1	.994	
36 Barrett, John	.233	22-13	43	1	10	3	0	0	6	13	.302	4	2	9	3	.320	1	1	0-1	16	0	0	1.000	
22 Schenck-Joblinske, E	.227	33-19	75	16	17	8	1	1	9	30	.400	10	2	22	0	.333	0	1	0-2	48	2	0	1.000	
35 Klenovich, Grant	.212	17-9	33	4	7	0	0	0	3	7	.212	3	1	17	0	.282	2	0	1-1	71	0	1	.986	
14 Woods, Corbin	.182	28-17	55	10	10	0	0	1	5	13	.236	8	2	12	1	.308	0	0	1-2	46	9	0	1.000	
2 Daniels, Zach	.171	27-22	76	10	13	2	0	0	14	15	.197	11	0	15	1	.276	0	6	5-6	44	68	5	.957	
7 Pickett, Devin	.150	17-3	20	3	3	0	0	0	3	150	.150	3	1	11	0	.292	0	0	0-0	6	0	0	1.000	
4 Boe, Mitchell	.143	21-11	35	9	5	0	0	0	3	5	.143	11	0	4	1	.348	0	1	2-2	21	29	3	.943	
Totals	.268	38	1285	226	344	62	7	23	199	489	.381	168	36	275	27	.365	12	22	40-58	996	394	32	.977	
Opponents	.262	38	1260	173	330	45	6	27	158	468	.371	126	29	262	21	.340	13	21	25-37	992	417	51	.965	

LOB - Team (305), Opp (280). DPs turned - Team (28), Opp (33). IBB - Team (1), Roscetti 1, Opp (9).

(All games Sorted by Earned run avg)

Player	era	w-l	app	gs	cg	sho	sv	ip	h	r	er	bb	so	2b	3b	hr	b/avg	wp	hp	bks	sfa	sha
33 Eldred, C.J.	3.05	2-5	10	9	2	0/0	0	65.0	61	26	22	15	46	7	0	2	.254	5	7	0	1	7
30 Gallagher, Nick	3.07	5-2	10	3	0	0/0	0	44.0	40	16	15	18	39	6	0	3	.238	2	3	1	0	1
-----																						
12 Lizarraga, Sam	0.79	1-0	8	0	0	0/1	0	11.1	6	1	1	3	12	0	0	0	.162	3	0	0	0	0
17 Martsching, Josh	1.74	1-0	9	0	0	0/0	3	10.1	7	2	2	6	8	1	0	0	.212	0	0	0	1	1
11 McDonald, Cole	1.86	4-1	8	6	0	0/2	0	19.1	15	4	4	4	21	1	0	0	.211	0	1	1	0	0
29 Radtke, Tyler	2.38	1-1	10	0	0	0/1	0	11.1	12	3	3	5	11	3	0	0	.267	1	0	0	1	0
2 Daniels, Zach	2.38	1-1	10	0	0	0/1	3	11.1	10	3	3	3	12	0	1	0	.238	0	1	0	0	2
41 Erickson, Ryan	3.97	1-1	11	2	0	0/0	0	34.0	33	26	15	17	19	2	1	2	.256	5	2	1	3	3
24 Allgeyer, Nick	3.97	0-0	14	0	0	0/0	1	22.2	19	12	10	8	14	3	1	2	.226	2	0	0	1	0
13 Mandel, Jared	4.05	0-0	10	0	0	0/1	0	6.2	7	4	3	5	6	1	0	0	.304	0	3	0	0	0
18 Ritter, Shane	4.50	1-0	8	1	0	0/1	0	16.0	16	8	8	10	13	3	1	2	.258	3	3	0	1	0
5 Vandermaten, Luke	5.28	1-0	13	0	0	0/0	1	15.1	18	10	9	6	7	4	0	2	.316	0	2	0	2	3
32 Mathews, Calvin	7.16	0-3	9	9	0	0/0	0	27.2	39	23	22	12	21	7	1	8	.328	1	0	1	1	1
38 Peyton, Tyler	7.25	1-5	8	8	0	0/0	0	36.0	44	33	29	14	31	7	1	6	.306	5	6	0	2	3
19 Wade, Kyle	18.00	0-0	1	0	0	0/0	0	1.0	3	2	2	0	2	0	0	0	.500	0	1	0	0	0
Totals	4.01	19-19	38	38	2	2/2	8	332.0	330	173	148	126	262	45	6	27	.262	27	29	4	13	21
Opponents	5.17	19-19	38	38	2	0/0	8	330.2	344	226	190	168	275	62	7	23	.268	26	36	14	12	22

PB - Team (14), Moriel 13, Frankos 1, Opp (5). Pickoffs - Team (3), Moriel 1, Peyton 1, Mandel 1. SBA/ATT - Moriel (13-20), Frankos (11-14), Gallagher (7-8), Mathews (5-6), Eldred (1-4), Erickson (3-4), Peyton (3-4), McDonald (2-3), Martsching (1-3), Vandermaten (1-2), Mandel (0-1), Radtke (1-1), Guzzo (1-1), Ritter (1-1).



## 2016 IOWA BASEBALL BIG TEN-ONLY STATISTICS

Record: 7-8 Home: 5-4 Away: 2-4 Big Ten: 7-8

Player	avg	gp-gs	ab	r	h	2b	3b	hr	rbi	tb	slg%	bb	hp	so	gdp	ob%	sf	sh	sb-att	po	a	e	fld%		
23 Booker, Joel	.303	15-15	66	10	20	5	0	3	12	34	.515	1	1	9	1	.319	1	0	4-4	37	0	1	.974		
38 Peyton, Tyler	.300	15-15	60	9	18	4	0	1	9	25	.417	4	1	10	4	.348	1	0	1-2	100	10	1	.991		
3 Roscetti, Nick	.297	15-15	64	9	19	0	0	1	2	22	.344	3	1	16	1	.338	0	1	0-2	23	43	1	.985		
16 Frankos, Jimmy	.278	14-11	36	2	10	1	0	0	7	11	.306	3	4	5	0	.378	2	4	0-0	70	6	0	1.000		
44 Neustrom, Robert	.271	15-13	48	7	13	1	1	0	5	16	.333	5	1	13	0	.352	0	0	0-1	31	0	1	.969		
1 McCoy, Mason	.240	15-15	50	6	12	2	0	0	4	14	.280	6	1	14	1	.333	0	2	2-3	8	33	2	.953		
2 Daniels, Zach	.114	14-13	44	3	5	1	0	0	3	6	.136	3	0	11	1	.170	0	3	3-4	28	46	3	.961		
-----																									
9 Farley, Luke	.500	4-2	4	1	2	1	0	1	4	6	1.500	2	0	1	0	.667	0	0	0-0	0	0	1	.000		
4 Boe, Mitchell	.333	4-1	3	0	1	0	0	0	1	1	.333	1	0	1	0	.500	0	0	0-0	2	3	0	1.000		
36 Barrett, John	.313	7-6	16	0	5	2	0	0	1	7	.438	2	1	2	2	.421	0	0	0-0	7	0	0	1.000		
14 Woods, Corbin	.286	8-2	7	3	2	0	0	0	0	2	.286	2	0	1	0	.444	0	0	0-0	7	3	0	1.000		
20 Guzzo, Austin	.267	11-8	30	5	8	2	0	1	6	13	.433	2	1	10	0	.333	0	0	0-0	4	0	1	.800		
31 Moriel, Daniel Aaron	.214	13-7	28	4	6	1	0	1	2	10	.357	6	1	3	3	.371	0	1	0-0	29	2	0	1.000		
22 Schenck-Joblinske, E	.200	13-7	25	4	5	3	0	1	4	11	.440	3	1	8	0	.310	0	1	0-1	15	1	0	1.000		
35 Klenovich, Grant	.200	6-4	15	1	3	0	0	0	0	3	.200	0	1	7	0	.250	0	0	0-0	32	0	0	1.000		
7 Pickett, Devin	.000	4-1	3	1	0	0	0	0	0	0	.000	1	0	1	0	.250	0	0	0-0	0	0	0	.000		
Totals	.259	15	499	65	129	23	1	9	60	181	.363	44	14	112	13	.333	4	12	10-17	399	164	13	.977		
Opponents	.275	15	513	78	141	19	1	18	75	216	.421	57	12	98	15	.359	3	10	7-10	397	171	17	.971		

LOB - Team (111), Opp (118). DPs turned - Team (18), Opp (16). IBB - Team (1), Roscetti 1, Opp (4).

## (Big Ten games only Sorted by Earned run avg)

Player	era	w-l	app	gs	cg	sho	sv	ip	h	r	er	bb	so	2b	3b	hr	b/avg	wp	hp	bks	sfa	sha	
30 Gallagher, Nick	2.70	3-0	5	2	0	0/0	0	26.2	22	8	8	10	22	4	0	2	.220	0	2	1	0	0	
41 Erickson, Ryan	2.75	1-1	5	1	0	0/0	0	19.2	16	11	6	9	9	1	0	1	.229	3	0	1	1	2	
33 Eldred, C.J.	3.57	1-3	5	5	2	0/0	0	35.1	38	15	14	7	28	5	0	2	.279	0	5	0	0	4	
38 Peyton, Tyler	8.47	1-2	4	4	0	0/0	0	17.0	24	18	16	8	16	4	0	5	.333	2	1	0	1	1	
-----																							
12 Lizarraga, Sam	0.00	0-0	1	0	0	0/0	0	2.0	1	0	0	0	2	0	0	0	.167	0	0	0	0	0	
2 Daniels, Zach	0.00	0-0	2	0	0	0/0	2	1.2	0	0	0	2	2	0	0	0	.000	0	0	0	0	0	
17 Martsching, Josh	2.70	0-0	4	0	0	0/0	2	3.1	2	1	1	3	2	0	0	0	.200	0	0	0	0	1	
24 Allgeyer, Nick	4.50	0-0	4	0	0	0/0	0	8.0	8	4	4	4	5	1	1	2	.250	1	0	0	0	0	
5 Vandermaten, Luke	5.40	0-0	5	0	0	0/0	0	5.0	5	3	3	4	4	1	0	1	.294	0	1	0	0	2	
29 Radtke, Tyler	5.40	1-0	2	0	0	0/0	0	1.2	1	1	1	1	1	0	0	0	.167	0	0	0	0	0	
13 Mandel, Jared	8.10	0-0	5	0	0	0/0	0	3.1	1	3	3	2	1	0	0	0	.111	0	3	0	0	0	
18 Ritter, Shane	8.31	0-0	2	0	0	0/0	0	4.1	7	4	4	4	2	1	0	1	.350	0	0	0	0	0	
32 Mathews, Calvin	18.00	0-2	3	3	0	0/0	0	5.0	16	10	10	3	4	2	0	4	.552	0	0	0	1	0	
Totals	4.74	7-8	15	15	2	0/0	4	133.0	141	78	70	57	98	19	1	18	.275	6	12	2	3	10	
Opponents	4.01	8-7	15	15	2	0/0	2	132.1	129	65	59	44	112	23	1	9	.259	8	14	1	4	12	

PB - Team (3), Moriel 2, Frankos 1, Opp (1). Pickoffs - Team (2), Peyton 1, Mandel 1. SBA/ATT - Frankos (5-8), Gallagher (3-3), Eldred (0-2), Moriel (2-2), Peyton (2-2), Martsching (1-1), Mathews (1-1), Erickson (0-1).



2016 IOWA BASEBALL CAREER STATS

Record: 19-19 Home: 12-4 Away: 3-12 Neutral: 4-3 Big Ten: 7-8

Player	SEASON										CAREER															
	Avg	G-GS	AB	R	H	2B	3B	HR	RBI	BB	Hbp	SO	Sh-Att	Avg	G-GS	AB	R	H	2B	3B	HR	RBI	BB	Hbp	SO	Sh-Att
23 Booker, Joel	.344	38-38	163	33	56	13	2	4	25	7	3	19	15-16	.282	97-97	380	61	107	20	3	6	50	20	14	60	24-30
3 Roscetti, Nick	.331	38-38	160	31	53	8	0	3	25	15	4	31	5-8	.299	164-137	518	78	155	20	1	4	62	41	16	105	23-29
38 Peyton, Tyler	.292	36-36	137	25	40	7	0	4	19	16	1	23	5-6	.322	126-124	466	79	150	27	2	6	78	69	4	77	9-11
1 McCoy, Mason	.269	38-38	145	22	39	7	2	2	21	19	2	36	2-5	.269	38-38	145	22	39	7	2	2	21	19	2	36	2-5
16 Frankos, Jimmy	.293	31-16	58	3	17	2	0	0	10	9	6	6	0-0	.267	114-69	251	29	67	7	0	0	29	35	18	30	4-5
9 Farley, Luke	.276	18-9	29	9	8	3	0	1	11	8	1	11	0-0	.276	18-9	29	9	8	3	0	1	11	8	1	11	0-0
44 Neustrom, Robert	.266	34-25	94	17	25	3	2	1	12	12	3	24	1-3	.266	34-25	94	17	25	3	2	1	12	12	3	24	1-3
20 Guzzo, Austin	.257	30-23	74	16	19	3	0	3	18	19	1	25	0-2	.239	56-38	134	23	32	6	1	3	25	24	2	40	1-3
31 Moriel, Daniel Aaron	.250	34-25	88	17	22	3	0	3	18	13	7	10	3-4	.259	65-48	158	28	41	7	0	4	28	28	13	18	3-4
36 Barrett, John	.233	22-13	43	1	10	3	0	0	6	4	2	9	0-1	.198	49-20	81	5	16	4	0	4	12	9	4	25	0-1
22 Schenck-Joblinske, E	.227	33-19	75	16	17	8	1	1	9	10	2	22	0-2	.195	67-30	118	27	23	8	2	3	14	18	6	40	3-5
35 Klenovich, Grant	.212	17-9	33	4	7	0	0	0	3	3	1	17	1-1	.254	31-16	59	7	15	2	1	0	8	10	1	24	1-1
14 Woods, Corbin	.182	28-17	55	10	10	0	0	1	5	8	2	12	1-2	.180	43-18	61	15	11	0	0	1	5	9	3	12	2-4
2 Daniels, Zach	.171	27-22	76	10	13	2	0	0	14	11	0	15	5-6	.171	27-22	76	10	13	2	0	0	14	11	0	15	5-6
7 Pickett, Devin	.150	17-3	20	3	3	0	0	0	3	3	1	11	0-0	.143	33-4	28	6	4	0	0	0	3	3	1	15	0-0
4 Boe, Mitchell	.143	21-11	35	9	5	0	0	0	3	11	0	4	2-2	.143	21-11	35	9	5	0	0	0	3	11	0	4	2-2
Totals	.268	38-38	1285	226	344	62	7	23	199	168	36	275	40-58													
Opponents	.262	38-38	1260	173	330	45	6	27	158	126	29	262	25-37													

(All games Sorted by Earned run avg)

Player	SEASON										CAREER															
	ERA	W-L	App	GS	CG	Sho	Sv	IP	H	R	ER	BB	SO	ERA	W-L	App	GS	CG	Sho	Sv	IP	H	R	ER	BB	SO
33 Elred, C.J.	3.05	2-5	10	9	2	0	0	65.0	61	26	22	15	46	3.05	2-5	10	9	2	0	0	65.0	61	26	22	15	46
30 Gallagher, Nick	3.07	5-2	10	3	0	0	0	44.0	40	16	15	18	39	2.78	5-2	19	8	0	0	0	64.2	55	21	20	25	56
12 Lizarraga, Sam	0.79	1-0	8	0	0	0	0	11.1	6	1	1	3	12	0.79	1-0	8	0	0	0	0	11.1	6	1	1	3	12
17 Matsching, Josh	1.74	1-0	9	0	0	0	3	10.1	7	2	2	6	8	4.00	1-3	38	4	0	0	4	63.0	61	34	28	30	42
11 McDonald, Cole	1.86	4-1	8	6	0	0	0	19.1	15	4	4	4	21	1.86	4-1	8	6	0	0	0	19.1	15	4	4	4	21
29 Ratke, Tyler	2.38	1-1	10	0	0	0	0	11.1	12	3	3	5	11	4.06	5-4	52	0	0	0	5	68.2	69	35	31	38	65
2 Daniels, Zach	2.38	1-1	10	0	0	0	3	11.1	10	3	3	3	12	2.38	1-1	10	0	0	0	3	11.1	10	3	3	3	12
41 Erickson, Ryan	3.97	1-1	11	2	0	0	0	34.0	33	26	15	17	19	3.32	5-2	29	2	0	0	1	76.0	80	44	28	37	46
24 Allgeyer, Nick	3.97	0-0	14	0	0	0	1	22.2	19	12	10	8	14	3.82	2-0	24	0	0	0	3	33.0	27	16	14	14	20
13 Mandel, Jared	4.05	0-0	10	0	0	0	0	6.2	7	4	3	5	6	3.69	4-2	37	0	0	0	1	46.1	42	25	19	21	34
18 Ritter, Shane	4.50	1-0	8	1	0	0	0	16.0	16	8	8	10	13	4.50	1-0	8	1	0	0	0	16.0	16	8	8	10	13
5 Vandermaten, Luke	5.28	1-0	13	0	0	0	1	15.1	18	10	9	6	7	2.18	3-0	35	0	0	0	5	57.2	50	16	14	21	30
32 Mathews, Calvin	7.16	0-3	9	9	0	0	0	27.2	39	23	22	12	21	3.62	10-14	48	44	1	0	0	214.0	203	102	86	69	151
38 Peyton, Tyler	7.25	1-5	8	8	0	0	0	36.0	44	33	29	14	31	4.43	13-10	38	38	1	1	0	207.0	219	111	102	71	150
19 Wade, Kyle	18.00	0-0	1	0	0	0	0	1.0	3	2	2	0	2	18.00	0-0	1	0	0	0	0	1.0	3	2	2	0	2
Totals	4.01	19-19	38	38	2	2	8	332.0	330	173	148	126	262													
Opponents	5.17	19-19	38	38	2	2	8	330.2	344	226	190	168	275													



2016 IOWA BASEBALL GAME SUMMARY

Score by innings	1	2	3	4	5	6	7	8	9	EX	Total
IOWA	23	31	16	27	28	46	22	24	6	3	226
Opponents	29	18	19	15	30	15	18	13	14	2	173

Record when ...

Overall	19-19	After 6 leading	14-1
Conference	7-8	..... trailing	4-16
Non-Conference	12-11	..... tied	1-2
Home games	12-4	After 7 leading	15-1
Away games	3-12	..... trailing	3-16
Neutral site	4-3	..... tied	0-2
Day games	16-17	After 8 leading	16-0
Night games	3-2	..... trailing	1-18
vs Left starter	4-10	..... tied	1-1
vs Right starter	15-9		
1-Run games	4-3	Hit 0 home runs	10-12
2-Run games	2-1	... 1 home run	5-6
5+Run games	9-6	... 2+ home runs	4-1
Extra innings	2-1		
Shutouts	2-0	Opponent 0 home runs	12-10
		..... 1 home run	6-4
		..... 2+ HRs	1-5
Scoring 0-2 runs	0-11		
..... 3-5 runs	5-6		
..... 6-9 runs	9-2	Made 0 errors	11-8
..... 10+ runs	5-0	.... 1 error	4-5
		.... 2+ errors	4-6
Opponent 0-2 runs	8-1		
..... 3-5 runs	9-7	Opp. made 0 errors	4-10
..... 6-9 runs	2-8	..... 1 error	4-5
..... 10+ runs	0-3	..... 2+ errors	11-4
Scored in 1st inning	7-4	Out-hit opponent	11-3
Opp. scored in 1st	6-7	Out-hit by opponent	5-15
Scores first	9-6	Hits are tied	3-1
Opp. scores first	10-13		

Record when team scores:

Runs	0	1	2	3	4	5	6	7	8	9	10+
W-L	0-0	0-9	0-2	1-3	4-3	0-0	2-1	3-0	2-0	2-1	5-0

Record when opponent scores:

Runs	0	1	2	3	4	5	6	7	8	9	10+
W-L	2-0	5-0	1-1	6-1	1-4	2-2	1-2	1-3	0-3	0-0	0-3

Record when leading after:

Inn.	1	2	3	4	5	6	7	8
W-L	7-3	10-4	11-4	12-3	14-2	14-1	15-1	16-0

Record when trailing after:

Inn.	1	2	3	4	5	6	7	8
W-L	6-6	6-7	6-11	5-13	5-16	4-16	3-16	1-18

Record when tied after:

Inn.	1	2	3	4	5	6	7	8
W-L	6-10	3-8	2-4	2-3	0-1	1-2	0-2	1-1

Current winning streak: 2  
 Longest winning streak: 3  
 Longest losing streak: 4

Home attendance : 11767 ( 15 dates avg = 784 )  
 Away attendance : 15688 ( 22 dates avg = 713 )  
 Total attendance: 27455 ( 37 dates avg = 742 )

DEFICITS OVERCOME

Trailed 5-1 after 5 innings at Southern Illinois (3/5)	Won, 7-5
Trailed 3-0 after 1, 4-2 after 4 vs. Sav. State (3/13)	Won, 14-4
Trailed 4-3 after 8 innings at Missouri State (3/19)	Loss, 4-5
*Trailed 6-5 after 8.5 innings vs. Bradley (3/22)	Won, 7-6
Trailed 1-0 after 1 vs. Maryland (3/25)	Won, 8-1
Trailed 1-0 after 7.5 vs. Maryland (3/26)	Won, 4-1
Trailed 1-0 after 1 vs. Northern Illinois (3/29)	Won, 12-3
Trailed 1-0 after 1 vs. Illinois (4/10)	Won, 4-3
Trailed 6-0 after 5.5 vs. Air Force (4/12)	Won, 9-7
Trailed 5-3 after 7 at Indiana (4/17)	Won, 6-5 (10)
Trailed 2-0 after 2 vs. Michigan (4/24)	Won, 8-3

\* Walkoff wins



## 2016 IOWA BASEBALL HITTING STATS

Date	Opponent	ab	r	h	rbi	2b	3b	hr	tb	bb	ibb	sb	cs	hbp	sac	sf	gdp	k	po	a	e	lob	avg
Feb 19	at Dallas Baptist	27	1	3	1	1	0	1	7	6	0	1	1	1	1	0	0	9	24	7	3	7	.111
Feb 20	at Dallas Baptist	32	3	6	3	0	0	1	9	2	0	0	0	0	0	0	2	3	24	8	0	4	.153
Feb 21	at Dallas Baptist	31	1	4	1	0	0	0	4	4	0	0	0	3	0	0	0	9	24	9	1	10	.144
Feb 26	vs Indiana State	36	3	9	2	4	0	0	13	8	0	2	0	0	0	0	1	10	27	13	3	14	.175
Feb 27	vs Dartmouth	34	4	7	3	0	0	0	7	3	0	3	1	1	1	0	0	11	27	6	1	8	.181
Feb 28	vs Chicago State	39	15	19	15	6	0	0	25	7	0	0	1	1	1	0	1	5	27	13	2	9	.241
Mar 04	at Southern Illinois	37	1	7	1	0	0	0	7	4	0	3	1	0	1	0	0	8	31	10	1	8	.233
Mar 05	at Southern Illinois	34	7	9	6	3	0	2	18	4	0	0	1	1	0	0	1	5	27	13	0	5	.237
Mar 06	at Southern Illinois	33	1	8	1	1	0	0	9	3	0	0	0	1	1	0	1	2	24	9	0	10	.238
Mar 08	NORTHWESTERN COL	37	28	18	24	5	0	0	23	11	0	0	0	2	0	3	0	4	21	12	0	7	.265
Mar 11	vs Omaha	32	2	5	2	0	0	1	8	3	0	0	0	0	0	0	0	9	24	14	0	6	.255
Mar 12	vs Seton Hall	32	1	8	1	0	0	0	8	4	0	0	1	0	0	0	2	8	27	11	2	8	.255
Mar 13	vs Sav. State	46	14	19	12	1	0	2	26	6	0	0	0	1	0	1	1	8	27	10	0	13	.271
Mar 14	vs Point	29	7	8	5	3	0	0	11	7	0	2	0	1	0	0	1	4	27	13	0	6	.271
Mar 18	at Missouri State	32	1	8	1	0	0	0	8	2	0	2	1	0	1	0	1	11	24	9	0	7	.270
Mar 19	at Missouri State	34	4	8	2	1	1	0	11	6	0	1	2	0	1	0	1	9	26	11	0	10	.268
Mar 20	at Missouri State	31	6	8	5	3	0	0	11	4	0	3	2	0	1	2	0	9	24	7	0	5	.267
Mar 22	BRADLEY	33	7	11	6	3	2	0	18	1	0	1	0	1	2	2	0	8	27	9	3	7	.271
*Mar 25	MARYLAND	38	8	13	8	4	1	1	22	1	0	3	0	2	1	0	0	9	27	11	2	10	.275
*Mar 26	MARYLAND	30	4	7	3	1	0	0	8	1	0	1	2	1	2	0	0	5	27	8	1	6	.273
*Mar 27	MARYLAND	31	1	5	1	0	0	1	8	0	0	0	0	1	0	0	2	7	27	13	0	4	.268
Mar 29	NORTHERN ILLINOIS	33	12	9	12	0	0	4	21	6	0	1	0	0	0	0	1	4	27	7	0	3	.269
*Apr 01	at Minnesota	27	1	3	1	0	0	0	3	7	0	0	2	1	1	0	0	9	24	13	1	8	.263
*Apr 03	at Minnesota	32	6	8	5	3	0	1	14	4	0	0	0	0	2	1	0	11	27	15	0	6	.262
*Apr 03	at Minnesota	31	3	7	3	1	0	1	11	1	0	2	0	0	1	0	1	6	24	7	1	3	.261
Apr 06	MILWAUKEE	35	9	9	6	2	0	2	17	7	0	1	0	1	0	0	0	6	27	10	0	10	.261
*Apr 09	ILLINOIS	34	4	9	4	2	0	1	14	3	1	1	1	0	2	1	0	14	30	10	0	8	.261
*Apr 09	ILLINOIS	38	4	12	3	2	0	1	17	4	0	0	0	1	0	0	0	8	27	11	1	12	.263
*Apr 10	ILLINOIS	30	4	7	4	1	0	1	11	0	0	0	0	0	0	1	0	5	27	10	1	3	.262
Apr 12	AIR FORCE	35	9	11	7	3	1	0	16	7	0	0	0	2	0	0	0	7	27	5	2	11	.264
Apr 13	AIR FORCE	42	22	16	21	3	1	1	24	15	0	6	0	4	0	0	1	8	27	11	1	15	.269
*Apr 15	at Indiana	29	1	4	1	1	0	0	5	0	0	0	0	1	1	0	2	5	24	12	0	3	.265
*Apr 16	at Indiana	35	2	8	2	1	0	0	9	1	0	0	0	0	0	0	1	7	24	5	2	7	.264
*Apr 17	at Indiana	41	6	13	6	1	0	0	14	2	0	1	0	0	2	0	2	6	30	14	0	9	.266
*Apr 22	MICHIGAN	32	4	6	3	1	0	0	7	9	0	0	1	1	0	0	0	10	27	11	2	11	.264
*Apr 23	MICHIGAN	37	9	11	9	2	0	2	19	7	0	1	0	4	0	1	1	8	27	17	2	13	.265
*Apr 24	MICHIGAN	34	8	16	7	3	0	0	19	4	0	1	1	2	0	0	4	2	27	7	0	8	.271
Apr 26	GRAND VIEW	32	3	5	2	0	1	0	7	4	0	4	0	2	0	0	0	6	27	13	0	11	.268
Totals		1285	226	344	199	62	7	23	489	168	1	40	18	36	22	12	27	275	996	394	32	305	.268





## 2016 IOWA BASEBALL PITCHING SUMMARY

Date	Opponent	ip	h	r	er	bb	so	2b	3b	hr	wp	bk	hbp	dp	ibb	score	w-l	sv	era
Feb 19	at Dallas Baptist	8.0	5	5	0	2	7	0	0	0	0	0	0	0	0	1-5	0-1	0	0.00
Feb 20	at Dallas Baptist	8.0	7	7	5	4	6	1	0	1	1	0	1	0	0	3-7	0-2	0	2.81
Feb 21	at Dallas Baptist	8.0	8	4	4	6	5	1	1	0	0	0	1	1	1	1-4	0-3	0	3.38
Feb 26	vs Indiana State	9.0	13	11	9	2	4	0	1	0	1	0	2	0	0	3-11	0-4	0	4.91
Feb 27	vs Dartmouth	9.0	5	1	1	1	9	1	0	0	1	0	0	1	0	4-1	1-4	1	4.07
Feb 28	vs Chicago State	9.0	8	3	1	0	9	2	0	0	0	0	1	0	0	15-3	2-4	1	3.53
Mar 04	at Southern Illinois	10.1	4	2	1	2	5	1	0	0	0	0	2	0	1	1-2	2-5	1	3.08
Mar 05	at Southern Illinois	9.0	15	5	5	4	5	2	0	1	0	0	0	0	0	7-5	3-5	2	3.33
Mar 06	at Southern Illinois	8.0	15	6	6	3	6	3	0	0	0	0	0	0	0	1-6	3-6	2	3.68
Mar 08	NORTHWESTERN COL	7.0	6	0	0	2	7	0	1	0	0	0	1	1	0	28-0	4-6	2	3.38
Mar 11	vs Omaha	8.0	11	3	3	0	7	0	1	0	1	0	0	3	0	2-3	4-7	2	3.38
Mar 12	vs Seton Hall	9.0	6	7	6	2	5	1	0	1	2	0	4	1	0	1-7	4-8	2	3.61
Mar 13	vs Sav. State	9.0	5	4	4	3	8	0	0	1	1	1	0	0	0	14-4	5-8	2	3.64
Mar 14	vs Point	9.0	8	1	1	2	8	0	0	0	1	0	0	1	0	7-1	6-8	2	3.44
Mar 18	at Missouri State	8.0	5	4	3	7	2	1	0	0	4	0	0	0	3	1-4	6-9	2	3.44
Mar 19	at Missouri State	8.2	9	5	5	7	11	3	1	0	4	0	2	0	0	4-5	6-10	2	3.55
Mar 20	at Missouri State	8.0	11	8	8	6	2	4	0	3	1	0	1	0	0	6-8	6-11	2	3.85
Mar 22	BRADLEY	9.0	13	6	5	6	12	3	0	0	2	0	1	1	0	7-6	7-11	2	3.92
*Mar 25	MARYLAND	9.0	6	1	1	2	9	1	0	0	0	0	1	3	0	8-1	8-11	2	3.75
*Mar 26	MARYLAND	9.0	5	1	1	1	11	1	0	1	0	0	2	1	0	4-1	9-11	2	3.61
*Mar 27	MARYLAND	9.0	10	4	4	4	3	1	0	0	0	0	1	3	1	1-4	9-12	2	3.63
Mar 29	NORTHERN ILLINOIS	9.0	11	3	3	0	10	2	0	0	1	0	0	1	0	12-3	10-12	2	3.60
*Apr 01	at Minnesota	8.0	7	4	4	2	4	0	0	0	0	0	2	1	0	1-4	10-13	2	3.64
*Apr 03	at Minnesota	9.0	11	3	3	4	5	1	0	1	3	0	0	2	0	6-3	11-13	3	3.61
*Apr 03	at Minnesota	8.0	9	6	6	2	5	2	0	4	0	0	1	1	0	3-6	11-14	3	3.73
Apr 06	MILWAUKEE	9.0	2	1	0	4	6	0	0	0	0	0	0	0	0	9-1	12-14	3	3.58
*Apr 09	ILLINOIS	10.0	9	3	3	3	7	1	0	0	0	0	1	0	0	4-3	13-14	3	3.54
*Apr 09	ILLINOIS	9.0	12	10	9	4	7	1	0	3	1	0	0	1	1	4-10	13-15	3	3.74
*Apr 10	ILLINOIS	9.0	5	3	3	8	10	0	0	0	1	0	2	1	1	4-3	14-15	4	3.71
Apr 12	AIR FORCE	9.0	11	7	6	3	11	1	0	2	1	0	0	0	0	9-7	15-15	5	3.79
Apr 13	AIR FORCE	9.0	5	2	2	2	10	0	0	0	0	1	1	0	0	22-2	16-15	5	3.73
*Apr 15	at Indiana	8.0	12	7	7	2	6	1	0	3	0	0	1	1	0	1-7	16-16	5	3.85
*Apr 16	at Indiana	8.0	11	8	7	6	7	3	0	2	0	0	0	0	0	2-8	16-17	5	3.97
*Apr 17	at Indiana	10.0	7	5	5	6	4	0	0	1	0	1	0	0	0	6-5	17-17	6	3.98
*Apr 22	MICHIGAN	9.0	12	8	7	3	8	2	0	1	0	0	1	1	0	4-8	17-18	6	4.07
*Apr 23	MICHIGAN	9.0	14	12	7	8	3	3	1	1	1	1	0	1	1	9-12	17-19	6	4.16
*Apr 24	MICHIGAN	9.0	11	3	3	2	9	2	0	1	0	0	0	2	0	8-3	18-19	7	4.12
Apr 26	GRAND VIEW	9.0	6	0	0	1	9	0	0	0	0	0	0	0	0	3-0	19-19	8	4.01
Totals		332.0	330	173	148	126	262	45	6	27	27	4	29	28	9	226-173	19-19	8	4.01



## 2016 IOWA BASEBALL MISCELLANEOUS STATS

<b>Multiple Hit Games</b>	<b>2</b>	<b>3</b>	<b>4</b>	<b>5+</b>	<b>Total</b>
3 Roscetti, Nick	16	1	2	-	19
23 Booker, Joel	8	5	3	-	16
38 Peyton, Tyler	12	1	-	-	13
1 McCoy, Mason	5	3	-	1	9
31 Moriel, Daniel Aaro	5	1	-	-	6
44 Neustrom, Robert	2	4	-	-	6
20 Guzzo, Austin	2	2	-	-	4
2 Daniels, Zach	2	1	-	-	3
22 Schenck-Joblinske,	2	-	-	-	2
16 Frankos, Jimmy	2	-	-	-	2
36 Barrett, John	2	-	-	-	2
9 Farley, Luke	2	-	-	-	2
14 Woods, Corbin	2	-	-	-	2
35 Klenovich, Grant	-	1	-	-	1
<b>TEAM</b>	<b>62</b>	<b>19</b>	<b>5</b>	<b>1</b>	<b>87</b>

<b>Multiple RBI Games</b>	<b>2</b>	<b>3</b>	<b>4</b>	<b>5+</b>	<b>Total</b>
3 Roscetti, Nick	5	1	1	-	7
23 Booker, Joel	5	-	2	-	7
20 Guzzo, Austin	4	1	-	-	5
31 Moriel, Daniel Aaro	2	1	-	1	4
38 Peyton, Tyler	3	-	1	-	4
1 McCoy, Mason	1	1	-	1	3
16 Frankos, Jimmy	3	-	-	-	3
44 Neustrom, Robert	2	-	1	-	3
9 Farley, Luke	-	2	1	-	3
22 Schenck-Joblinske,	2	-	-	-	2
35 Klenovich, Grant	1	-	-	-	1
36 Barrett, John	1	-	-	-	1
2 Daniels, Zach	-	-	1	-	1
<b>TEAM</b>	<b>29</b>	<b>6</b>	<b>7</b>	<b>2</b>	<b>44</b>

<b>Hitting Streaks</b>	<b>Longest</b>	<b>Current</b>
3 Roscetti, Nick	15	-
23 Booker, Joel	14	4
16 Frankos, Jimmy	6	2
38 Peyton, Tyler	6	6
1 McCoy, Mason	5	2
20 Guzzo, Austin	5	-
2 Daniels, Zach	5	-
22 Schenck-Joblinske,	4	-
44 Neustrom, Robert	4	2
31 Moriel, Daniel Aaro	3	-
9 Farley, Luke	3	-
36 Barrett, John	2	2
4 Boe, Mitchell	2	2
14 Woods, Corbin	2	-
35 Klenovich, Grant	2	-
7 Pickett, Devin	1	-

<b>Reached Base Streaks</b>	<b>Longest</b>	<b>Current</b>
38 Peyton, Tyler	19	10
23 Booker, Joel	18	4
3 Roscetti, Nick	15	6
20 Guzzo, Austin	11	-
1 McCoy, Mason	10	4
44 Neustrom, Robert	8	4
36 Barrett, John	7	7
31 Moriel, Daniel Aaro	6	4
16 Frankos, Jimmy	6	3
2 Daniels, Zach	5	-
22 Schenck-Joblinske,	5	2
4 Boe, Mitchell	4	3
9 Farley, Luke	4	-
14 Woods, Corbin	3	-
7 Pickett, Devin	3	-
35 Klenovich, Grant	2	-



## THE LAST TIME...

**Hitting Categories:**

A Hawkeye hit a walk-off home run .....	Nick Day, May 20, 2015, vs. Ohio State (W, 3-2)
A Hawkeye hit a lead-off home run .....	Eric Toole, March 21, 2015 vs. Michigan (L, 5-8)
<b>A Hawkeye hit a grand slam .....</b>	<b>Tyler Peyton, March 29, 2016 vs. Northern Illinois (W, 12-3)</b>
<b>A Hawkeye hit for the cycle .....</b>	<b>Mason McCoy, April 13, 2016 vs. Air Force (W, 22-2) (5-for-7, 6 RBIs)</b>
A Hawkeye had 8 or more at-bats .....	Eric Toole (3-for-8), Jake Manger (3-for-8), Joel Booker (2-for-8) vs. Sacramento State, 4/28/15
A Hawkeye hit four home runs in a game .....	Bill Heinz, April 20, 1988 at Minnesota (W, 17-3)
A Hawkeye hit three home runs in a game .....	Jason White, April 21, 2007 vs. Illinois (W, 10-9) (3-for-4, 4 RBIs)
A Hawkeye hit two home runs in a game .....	Taylor Zeutenhorst, April 26, 2014 vs. South Dakota State, (W, 12-3) (2-for-4, 3 R, 2 RBIs)
<b>A Hawkeye had five hits in a game .....</b>	<b>^Mason McCoy, April 13, 2016 vs. Air Force (W, 22-2), (5-for-7, 6 RBIs)</b>
A Hawkeye had three doubles in a game .....	Nate Yoho, April 23, 2004 vs. Penn State
A Hawkeye hit two triples in a game .....	Zach McCool, April 20, 2010 vs Western Illinois (W, 6-5)
<b>A Hawkeye had six RBIs in a game .....</b>	<b>Mason McCoy (5-for-7, 6 RBIs), Daniel Aaron Moriel (3-for-5, 6 RBIs) vs. Air Force, 4/13/16 (W, 22-2)</b>
A Hawkeye stole five bases in a game .....	Lance Platz at Purdue in 1979
A Hawkeye stole home .....	Tyler Peyton, March 15, 2014 vs. Georgetown (W, 13-1)
<b>A Hawkeye walked four times in a game .....</b>	<b>^Mitchell Boe, April 13, 2016 vs. Air Force (W, 22-2)</b>
A Hawkeye had three sacrifice hits in a game .....	Travis Sweet, March 23, 2007 at North Dakota State (W, 6-5)
<b>A Hawkeye scored five runs in a game .....</b>	<b>^Austin Guzzo, March 8, 2016, vs. Northwestern College (W, 28-0)</b>
A Hawkeye was hit by three pitches in a game .....	Nick Day, April 25, 2014 vs. South Dakota State
A Hawkeye hit a home run in consecutive games .....	Tyler Peyton (May 3 at Ohio State, May 4 at Ohio State)
A Hawkeye hit triples in consecutive games .....	Jake Yacinich (April 11-12, 2014 -- at Northwestern)
The Hawkeyes hit back-to-back triples in a game .....	T.J. Cataldo & Matt Mossey, April 20, 2008 vs. N'western (L, 9-6)
The Hawkeyes hit five or more home runs in a game .....	5, March 18, 2009 at UT-Martin (W, 25-6) (Cataldo, Durant, Freie, McQuillan, Toole)
<b>The Hawkeyes hit four home runs in a game .....</b>	<b>4, March 29, 2016 vs. Northern Illinois (W, 12-3) (Neustrom, Roscetti, Moriel, Peyton)</b>
<b>The Hawkeyes left 15 or more people on base .....</b>	<b>15 vs. Air Force, 4/13/16</b>
The Hawkeyes hit into five double plays .....	May 23, 2007 vs. Illinois (L, 12-3 in Big Ten Tournament)

**Pitching Categories:**

A Hawkeye pitcher threw a no-hitter (7 innings) .....	Bill Drambel, 1979 vs. Kansas State
A Hawkeye pitcher threw a perfect game (7 innings) .....	Chad Blackwell, April 29, 2000 vs. Northwestern (W, 4-0)
A Hawkeye pitcher threw a one-hitter (9 innings) .....	Jarred Hippen, April 29, 2011 at Minnesota (L, 1-0)
A Hawkeye pitcher threw a two-hitter (7 innings) .....	Steve Turnbull, March 23, 2007 vs. North Dakota State (W, 8-0)
Iowa was one hit .....	Apr. 2, 2006 vs. Ohio State (L, 15-1)
Iowa was no-hit .....	Apr. 21, 2012 vs. Penn State (L, 2-0)
A Hawkeye pitcher threw a complete game (7 innings) .....	Steve Turnbull, May 3, 2008 vs. Minnesota (W, 6-1)
<b>A Hawkeye pitcher threw a complete game (9 innings) .....</b>	<b>C.J. Eldred, March 25, 2016 vs. Maryland (W, 8-1), April 1, 2016, at Minnesota (L, 1-4)</b>
A Hawkeye pitcher threw a complete game shutout (9 innings) .....	Tyler Peyton, March 27, 2015 vs. No. 19 Indiana (W, 2-0)
<b>The Hawkeyes shut out an opponent (1 or more pitchers) .....</b>	<b>April 26, 2016 vs. Grand View (W, 3-0) (McDonald, Radtke, Daniels)</b>
The Hawkeyes were shut out .....	March 26, 2014 vs. Bradley (L, 0-7)
A Hawkeye pitcher recorded nine or more wins in a season .....	9, Blake Hickman, 2015
A Hawkeye closer recorded 10 or more saves in a season .....	13, Kevin Lee, 2010
A Hawkeye pitcher recorded 10 or more strikeouts .....	10, Tyler Peyton, vs. Saint Joseph's, March 16, 2014 (W, 9-7)

**Fielding Categories:**

The Hawkeyes committed five errors or more in a game .....	April 28, 2013 vs. Minnesota (L, 9-5) -- committed five.
A Hawkeye had 20 or more putouts .....	20, Steve Stumpff, 1975 vs. Tulsa
<b>A Hawkeye had 15 or more putouts .....</b>	<b>15, Tyler Peyton at Indiana, 4/17/16</b>
<b>A Hawkeye had eight or more assists in a game .....</b>	<b>10, Zach Daniels at Minnesota, 4/3/16</b>
The Hawkeyes turned five double plays in a game .....	2003 vs. Ohio State^

**Scoring and Misc. Categories:**

The Hawkeyes recorded 20 or more hits .....	21, May 17, 2014 at Purdue (W, 17-5)
<b>The Hawkeyes scored 20 or more runs .....</b>	<b>22 vs. Air Force, 4/13/16 (W, 22-2); 28, vs. Northwestern College, 3/8/16 (W, 28-0)</b>
Iowa swept a four-game Big Ten series .....	at Northwestern, Apr. 27-29, 2007 (W, 16-6, 15-10, 13-8, 14-10)
Iowa swept a three-game Big Ten series .....	vs. Minnesota (May 8-10, 2015) (W, 7-3, 10-2, 7-1)
Iowa swept consecutive three-game Big Ten series .....	vs. No. 19 Indiana (March 27-29, 2015); at Purdue (April 3-5, 2015)
Iowa was swept in a Big Ten three-game series .....	vs. Illinois, May 9-11, 2014 (L, 1-4, L, 1-5, L, 2-4)
<b>Iowa defeated a ranked team .....</b>	<b>April 25, 2016 vs. No. 18/21 Michigan (W, 8-3)</b>
Iowa swept a series over a ranked opponent .....	March 27-29, 2015 vs. No. 19 Indiana (W, 2-0, 5-1, 10-6), April 25-26, 2015 vs. No. 25 Nebraska (W, 4-3, 3-2 (10), 5-1)
Iowa defeated a top-10 team .....	vs. No. 7 Vanderbilt, Mar. 1, 2008 (W, 6-3)
The Hawkeyes played 14 or more innings .....	vs. Sacramento State, 4/28/15 (W, 4-3, 18 innings)
Iowa played a game over four and a half hours .....	5:40 vs. Sacramento State, 4/28/15 (W, 4-3, 18 innings)

\* Bolded items are from the 2016 season    ^Tied school record



## 2016 IOWA BASEBALL ROSTER

No.	Name	Pos.	B/T	Ht./Wt.	Yr.	Hometown/Last School
1	Mason McCoy	IF	R/R	6-0/175	Jr.	Washington, Ill./Illinois Central College
2	Zach Daniels	IF/RHP	L/R	5-11/150	Fr.	Robins, Iowa/Cedar Rapids Kennedy
3	Nick Roscetti	IF	R/R	6-3/190	Sr.	Sherman, Ill./Williamsville
4	Mitchell Boe	IF	L/R	5-10/170	Fr.	Naperville, Ill./Joilet Catholic
5	Luke Vandermaten	RHP	R/R	6-1/155	Sr.	Fort Dodge, Iowa/Iowa Central CC
6	Daniel Perry	IF	R/R	6-2/180	Fr.	Susanville, Calif./Lassen
7	Devin Pickett	OF	R/R	6-2/195	RS Jr.	Flossmoor, Ill./Marian Catholic
8	Connor Grant	RHP	R/R	6-3/205	Sr.	Dubuque, Iowa/Ellsworth CC
9	Luke Farley	OF	R/R	6-0/200	Fr.	Denver, Iowa/Waterloo Columbus
11	Cole McDonald	RHP	L/R	6-1/185	Fr.	New Hampton, Iowa/New Hampton
12	Sammy Lizarraga	RHP	R/R	6-6/200	Fr.	Cedar Rapids, Iowa/Kennedy
13	Jared Mandel	LHP	R/L	5-10/160	RS Jr.	Mundelein, Ill./Mundelein
14	Corbin Woods	IF	R/R	6-2/200	Jr.	Cedar Rapids, Iowa/Heartland CC
16	Jimmy Frankos	C	L/R	5-11/220	Sr.	Park Ridge, Ill./Maine South
17	Josh Martsching	RHP	L/R	6-2/210	RS Jr.	Bloomfield, Iowa/Davis County
18	Shane Ritter	RHP	R/R	6-4/175	Fr.	Plainfield, Ill./Plainfield South
19	Kyle Wade	RHP	R/R	6-2/170	RS Fr.	Chino Hills, Calif./Chino Hills
20	Austin Guzzo	C/3B	L/R	6-2/185	So.	Brooklin, Ontario/All Saints Catholic
22	Eric Schenck-Joblinske	OF	L/L	5-10/210	Sr.	Dike, Iowa/Kirkwood CC
23	Joel Booker	OF	R/R	6-2/190	Sr.	Columbus, N.C./Indian Hills CC
24	Nick Allgeyer	LHP/OF/1B	L/L	6-3/210	So.	St. Louis, Mo./Vianney
27	Zach Fricke	C/RHP	L/R	6-0/190	Jr.	Waterloo, Iowa/North Iowa Area CC
29	Tyler Radtke	RHP	R/R	6-4/225	Sr.	Buffalo Grove, Ill./Stevenson
30	Nick Gallagher	RHP	R/R	6-3/200	So.	Iowa City, Iowa/West High
31	Daniel Aaron Moriel	RHP/C	R/R	6-0/190	Sr.	East Los Angeles, Calif./East Los Angeles CC
32	Calvin Mathews	RHP	R/R	6-4/200	Sr.	Bloomfield, Iowa/Davis County
33	C.J. Eldred	RHP	R/R	6-1/220	RS So.	Mount Vernon, Iowa/Indiana University
34	Cole Baker	RHP	R/R	6-4/220	Fr.	Grimes, Iowa/Dallas Center-Grimes
35	Grant Klenovich	1B/3B	R/R	6-4/225	So.	Winnetaka, Ill./New Trier Township
36	John Barrett	OF	R/R	6-3/200	Sr.	Moline, Ill./Rock Island Alleman
38	Tyler Peyton	RHP/1B	R/R	6-3/200	Sr.	Grimes, Iowa/Iowa Central CC
41	Ryan Erickson	LHP	L/L	6-3/200	RS Jr.	Mason City, Iowa/Johnson County CC
44	Robert Neustrom	OF	L/L	6-3/200	Fr.	Sioux City, Iowa/Sioux City North
45	Kyle Shimp	LHP	R/L	6-7/212	Fr.	Yorkville, Ill./Yorkville

## COACHING STAFF

21	Rick Heller - Head Coach
25	Scott Brickman - Pitching Coach
15	Marty Sutherland - Hitting Coach
40	Erik Foor - Volunteer Assistant Coach
	Desi Druschel - Director of Baseball Operations

## PRONUNCIATION GUIDE

Nick Allgeyer	All-Guy-ur
Austin Guzzo	Goo - zow
Grant Klenovich	Klin - o - vich
Sammy Lizarraga	Liz-uh-rah-guh
Jared Mandel	Mandle (like Handle)
Josh Martsching	Mart-shing
Daniel Aaron Moriel	More - EE - el
Tyler Radtke	Rad-key
Nick Roscetti	Row-ZET-ee
Eric Schenck-Joblinske	Skank Juh-Blin - skee

