

# NCAA Gymnastics Score Sheet

Teams: Home Illinois-Chicago

Visitor Iowa-Men

Date Jan 22, 2017

Place University Of Iowa

Attendance

434

Name		D	1	2	3	4	nd	AVE	Name		D	1	2	3	4	nd	AVE
FLOOR	1 James Marden	212	4.30	8.20	8.10			12.450	1	Josh Zeal	117	4.50	8.80	8.60			13.200
	2 Victor Bello	203	4.00	7.10	6.90			11.000	2	Andrew Botto	102	4.80	8.90	8.70			13.600
	3 Satchel Hudson	207	4.10	9.20	9.20			13.300	3	Dylan Ellsworth	104	4.80	8.00	7.80		-0.1	12.600
	4 Basil Szechinski	217	5.00	8.10	8.10			13.100	4	Jake Brodarzon	103	5.30	8.20	8.20		-0.1	13.400
	5 Jacob Thurber	218	5.00	8.90	9.00			13.950	5	Mark Springett	113	5.40	9.00	8.80			14.300
	6 Alex Dumstorf	205	5.20	8.50	8.60			13.750	6	Andrew Herrador	105	5.20	8.00	7.90			13.150

Floor Score: 66.550 Running Score: 66.550 Floor Score: 67.650 Running Score: 67.650

Pommel	1 Michael Peluso	215	3.80	7.20	6.80			10.800	1	Dylan Ellsworth	104	4.00	7.90	8.00			11.950
	2 Jacob Thurber	218	3.40	6.20	6.50			9.750	2	Cory Paterson	111	4.60	7.40	7.30			11.950
	3 Keith Kohn	209	4.40	7.30	7.60			11.850	3	Kevin Johnson	107	4.60	7.40	7.00			11.800
	4 Satchel Hudson	207	3.40	6.80	6.00			9.800	4	Nick Merryman	109	4.80	8.20	7.90			12.850
	5 Alex Dumstorf	205	4.50	7.20	6.60			11.400	5	Elijah Parsells	110	5.40	7.40	7.40			12.800
	6 Chris Root	216	4.40	8.00	7.60			12.200	6	Austin Hodges	106	5.60	8.60	8.20			14.000

Pommel Score: 56.050 Running Score: 122.600 Pommel Score: 63.550 Running Score: 131.200

Rings	1 Dalai Jamiy ankhuu	221	4.10	7.70	8.00			11.950	1	Nick Merryman	109	4.50	8.40	8.60			13.000
	2 Steen Haugsted	206	4.10	8.10	7.90			12.100	2	Rogelio Vazquez	114	4.70	8.30	8.60			13.150
	3 Satchel Hudson	207	4.40	7.20	7.60			11.800	3	Jake Brodarzon	103	4.80	8.90	8.70			13.600
	4 Chris Root	216	4.40	8.00	7.70			12.250	4	Dylan Ellsworth	104	5.10	8.50	8.70			13.700
	5 Tyler Ball	202	4.30	8.40	8.10			12.550	5	Mark Springett	113	5.20	8.30	8.30			13.500
	6 Wes Diveney	204	4.40	7.80	7.50			12.050	6	Andrew Botto	102	5.30	8.20	8.40			13.600

Rings Score: 60.900 Running Score: 183.500 Rings Score: 67.550 Running Score: 198.750

Vault	1 Satchel Hudson	207	4.00	9.30	9.20			13.250	1	Josh Zeal	117	4.80	9.40	9.30		-0.3	13.850
	2 Dalai Jamiy ankhuu	221	4.80	9.10	9.30			14.000	2	Cory Paterson	111	4.50	9.60	9.70			14.150
	3 Basil Szechinski	217	4.40	9.10	9.10		-0.1	13.400	3	Mark Springett	113	4.80	9.40	9.50			14.250
	4 Victor Bello	203	5.20	7.80	8.10			13.150	4	Andrew Botto	102	4.80	9.30	9.30			14.100
	5 Alex Dumstorf	205	4.00	9.20	9.20			13.200	5	Mitch Mandozzi	108	4.00	9.40	9.40			13.400
	6 Asad Jooma	208	4.90	9.40	9.50			14.350	6	Dylan Ellsworth	104	5.20	9.50	9.40			14.650

Vault Score: 68.200 Running Score: 251.700 Vault Score: 71.000 Running Score: 269.750

P Bar	1 Jacob Thurber	218	3.80	9.00	9.20			12.900	1	Nick Merryman	109	4.30	9.20	9.30			13.550
	2 Dalai Jamiy ankhuu	221	4.30	6.80	7.10			11.250	2	Mitch Mandozzi	108	4.50	8.70	8.90			13.300
	3 Tyler Ball	202	3.90	8.50	8.10			12.200	3	Andrew Botto	102	4.90	8.60	8.60			13.500
	4 Steen Haugsted	206	4.40	6.60	7.00			11.200	4	Austin Hodges	106	4.70	8.80	8.70			13.450
	5 Chris Root	216	4.60	8.10	8.40			12.850	5	Jake Brodarzon	103	5.10	8.80	8.60			13.800
	6 Alex Dumstorf	205	4.20	6.50	6.30			10.600	6	Dylan Ellsworth	104	5.30	8.60	8.50			13.850

P. Bar Score: 60.400 Running Score: 312.100 P. Bar Score: 68.150 Running Score: 337.900

H Bar	1 Steen Haugsted	206	3.10	7.60	7.90			10.850	1	Rogelio Vazquez	114	4.30	8.30	7.90			12.400
	2 Michael Peluso	215	3.90	8.70	8.40			12.450	2	Nick Merryman	109	4.50	8.70	8.50			13.100
	3 Tyler Ball	202	3.80	7.70	7.30			11.300	3	Andrew Herrador	105	4.80	8.80	8.80			13.600
	4 Dalai Jamiy ankhuu	221	4.00	8.60	8.20			12.400	4	Austin Hodges	106	5.00	8.80	8.90			13.850
	5 Chris Root	216	4.40	8.80	8.50			13.050	5	Andrew Botto	102	4.90	7.30	6.70			11.900
	6 Basil Szechinski	217	4.90	8.00	8.20			13.000	6	Cory Paterson	111	5.20	7.80	8.30			13.250

H. Bar Score: 62.200 Running Score: 374.300 H. Bar Score: 66.200 Running Score: 404.100

Final Team Score: 374.300

Final Team Score: 404.100

### All-Arounders

### All-Arounders

FX									Ellsworth	Botto							
PH									12.600	13.600							
SR									11.950	10.350							
VT									13.700	13.600							
PB									14.650	14.100							
HB									13.850	13.500							
AA									13.550	11.900							
									80.300	77.050							

Judge's Signatures \*FX

*Tom Dunn*

\*PH

*Gerrit DeJonge*

\*SR

*Gerrit DeJonge*

\*VT

*Lance Alberhasky*

\*PB

*Mike Hoskovec*

\*HB

*Lance Alberhasky*

\* Head Judge

*Mike Hoskovec*

*Lance Alberhasky*

*Tom Dunn*

*Mike Hoskovec*

*Tom Dunn*

*Gerrit DeJonge*

Coach's Signature

*3:38 pm*

Coach's Signature

*3420*

# Iowa Vs. UIC

## Event Results - Floor

Jan 22, 2017

Page: 1  
Printed: 1/22/2017 3:27:42 PM

Men / C  
Session: 1



Rank	Num	Name	Gym	Diff	Exec	ND	Score	Out
1	113	Mark Springett	IOWA Hawkeyes	5.400	8.900	..-	<b>14.300</b>	0.000
2	218	Jacob Thurber	UIC	5.000	8.950	..-	<b>13.950</b>	0.350
3	205	Alex Dumstorf	UIC	5.200	8.550	..-	<b>13.750</b>	0.550
4	102	Andrew Botto	IOWA Hawkeyes	4.800	8.800	..-	<b>13.600</b>	0.700
5	103	Jake Brodarzon	IOWA Hawkeyes	5.300	8.200	-0.1	<b>13.400</b>	0.900
6	207	Satchel Hudson	UIC	4.100	9.200	..-	<b>13.300</b>	1.000
7	117	Josh Zeal	IOWA Hawkeyes	4.500	8.700	..-	<b>13.200</b>	1.100
8	105	Andrew Herrador	IOWA Hawkeyes	5.200	7.950	..-	<b>13.150</b>	1.150
9	217	Basil Szechinski	UIC	5.000	8.100	..-	<b>13.100</b>	1.200
10	104	Dylan Ellsworth	IOWA Hawkeyes	4.800	7.900	-0.1	<b>12.600</b>	1.700
11	212	James Marden	UIC	4.300	8.150	..-	<b>12.450</b>	1.850
12	203	Victor Bello	UIC	4.000	7.000	..-	<b>11.000</b>	3.300

# Iowa Vs. UIC

## Event Results - Pommel

Jan 22, 2017

Page: 1  
Printed: 1/22/2017 3:36:45 PM

Men / C  
Session: 1



Rank	Num	Name	Gym	Diff	Exec	ND	Score	Out
1	106	Austin Hodges	IOWA Hawkeyes	5.600	8.400	._.	<b>14.000</b>	0.000
2	109	Nick Merryman	IOWA Hawkeyes	4.800	8.050	._.	<b>12.850</b>	1.150
3	110	Elijah Parsells	IOWA Hawkeyes	5.400	7.400	._.	<b>12.800</b>	1.200
4	216	Chris Root	UIC	4.400	7.800	._.	<b>12.200</b>	1.800
5T	104	Dylan Ellsworth	IOWA Hawkeyes	4.000	7.950	._.	<b>11.950</b>	2.050
5T	111	Cory Paterson	IOWA Hawkeyes	4.600	7.350	._.	<b>11.950</b>	2.050
7	209	Keith Kohn	UIC	4.400	7.450	._.	<b>11.850</b>	2.150
8	107	Kevin Johnson	IOWA Hawkeyes	4.600	7.200	._.	<b>11.800</b>	2.200
9	205	Alex Dumstorf	UIC	4.500	6.900	._.	<b>11.400</b>	2.600
10	215	Michael Peluso	UIC	3.800	7.000	._.	<b>10.800</b>	3.200
11	102	Andrew Botto	IOWA Hawkeyes	3.900	6.450	._.	<b>10.350</b>	3.650
12	207	Satchel Hudson	UIC	3.400	6.400	._.	<b>9.800</b>	4.200
13	218	Jacob Thurber	UIC	3.400	6.350	._.	<b>9.750</b>	4.250

# Iowa Vs. UIC

## Event Results - Rings

Jan 22, 2017

Page: 1  
Printed: 1/22/2017 3:31:46 PM

Men / C  
Session: 1



Rank	Num	Name	Gym	Diff	Exec	ND	Score	Out
1	104	Dylan Ellsworth	IOWA Hawkeyes	5.100	8.600	-.-	<b>13.700</b>	0.000
2T	103	Jake Brodarzon	IOWA Hawkeyes	4.800	8.800	-.-	<b>13.600</b>	0.100
2T	102	Andrew Botto	IOWA Hawkeyes	5.300	8.300	-.-	<b>13.600</b>	0.100
4	113	Mark Springett	IOWA Hawkeyes	5.200	8.300	-.-	<b>13.500</b>	0.200
5	114	Rogelio Vazquez	IOWA Hawkeyes	4.700	8.450	-.-	<b>13.150</b>	0.550
6	109	Nick Merryman	IOWA Hawkeyes	4.500	8.500	-.-	<b>13.000</b>	0.700
7	202	Tyler Ball	UIC	4.300	8.250	-.-	<b>12.550</b>	1.150
8	216	Chris Root	UIC	4.400	7.850	-.-	<b>12.250</b>	1.450
9	206	Steen Haugsted	UIC	4.100	8.000	-.-	<b>12.100</b>	1.600
10	204	Wes Diveney	UIC	4.400	7.650	-.-	<b>12.050</b>	1.650
11	221	Dalai Jamiyankhuu	UIC	4.100	7.850	-.-	<b>11.950</b>	1.750
12	207	Satchel Hudson	UIC	4.400	7.400	-.-	<b>11.800</b>	1.900

# Iowa Vs. UIC

## Event Results - Vault

Jan 22, 2017

Page: 1  
Printed: 1/22/2017 3:31:54 PM

Men / C  
Session: 1



Rank	Num	Name	Gym	Diff	Exec	ND	Score	Out
1	104	Dylan Ellsworth	IOWA Hawkeyes	5.200	9.450	-.-	<b>14.650</b>	0.000
2	208	Asad Jooma	UIC	4.900	9.450	-.-	<b>14.350</b>	0.300
3	113	Mark Springett	IOWA Hawkeyes	4.800	9.450	-.-	<b>14.250</b>	0.400
4	111	Cory Paterson	IOWA Hawkeyes	4.500	9.650	-.-	<b>14.150</b>	0.500
5	102	Andrew Botto	IOWA Hawkeyes	4.800	9.300	-.-	<b>14.100</b>	0.550
6	221	Dalai Jamiyankhuu	UIC	4.800	9.200	-.-	<b>14.000</b>	0.650
7	117	Josh Zeal	IOWA Hawkeyes	4.800	9.350	-0.3	<b>13.850</b>	0.800
8T	108	Mitch Mandozzi	IOWA Hawkeyes	4.000	9.400	-.-	<b>13.400</b>	1.250
8T	217	Basil Szechinski	UIC	4.400	9.100	-0.1	<b>13.400</b>	1.250
10	207	Satchel Hudson	UIC	4.000	9.250	-.-	<b>13.250</b>	1.400
11	205	Alex Dumstorf	UIC	4.000	9.200	-.-	<b>13.200</b>	1.450
12	203	Victor Bello	UIC	5.200	7.950	-.-	<b>13.150</b>	1.500

# Iowa Vs. UIC

## Event Results - P Bars

Jan 22, 2017

Page: 1  
Printed: 1/22/2017 3:32:14 PM

Men / C  
Session: 1



Rank	Num	Name	Gym	Diff	Exec	ND	Score	Out
1	104	Dylan Ellsworth	IOWA Hawkeyes	5.300	8.550	-.-	<b>13.850</b>	0.000
2	103	Jake Brodarzon	IOWA Hawkeyes	5.100	8.700	-.-	<b>13.800</b>	0.050
3	109	Nick Merryman	IOWA Hawkeyes	4.300	9.250	-.-	<b>13.550</b>	0.300
4	102	Andrew Botto	IOWA Hawkeyes	4.900	8.600	-.-	<b>13.500</b>	0.350
5	106	Austin Hodges	IOWA Hawkeyes	4.700	8.750	-.-	<b>13.450</b>	0.400
6	108	Mitch Mandozzi	IOWA Hawkeyes	4.500	8.800	-.-	<b>13.300</b>	0.550
7	218	Jacob Thurber	UIC	3.800	9.100	-.-	<b>12.900</b>	0.950
8	216	Chris Root	UIC	4.600	8.250	-.-	<b>12.850</b>	1.000
9	202	Tyler Ball	UIC	3.900	8.300	-.-	<b>12.200</b>	1.650
10	221	Dalai Jamiyankhuu	UIC	4.300	6.950	-.-	<b>11.250</b>	2.600
11	206	Steen Haugsted	UIC	4.400	6.800	-.-	<b>11.200</b>	2.650
12	205	Alex Dumstorf	UIC	4.200	6.400	-.-	<b>10.600</b>	3.250

# Iowa Vs. UIC

## Event Results - H Bar

Jan 22, 2017

Page: 1  
Printed: 1/22/2017 3:32:23 PM

Men / C  
Session: 1



Rank	Num	Name	Gym	Diff	Exec	ND	Score	Out
1	106	Austin Hodges	IOWA Hawkeyes	5.000	8.850	._.	<b>13.850</b>	0.000
2	105	Andrew Herrador	IOWA Hawkeyes	4.800	8.800	._.	<b>13.600</b>	0.250
3	104	Dylan Ellsworth	IOWA Hawkeyes	4.700	8.850	._.	<b>13.550</b>	0.300
4	111	Cory Paterson	IOWA Hawkeyes	5.200	8.050	._.	<b>13.250</b>	0.600
5	109	Nick Merryman	IOWA Hawkeyes	4.500	8.600	._.	<b>13.100</b>	0.750
6	216	Chris Root	UIC	4.400	8.650	._.	<b>13.050</b>	0.800
7	217	Basil Szechinski	UIC	4.900	8.100	._.	<b>13.000</b>	0.850
8	215	Michael Peluso	UIC	3.900	8.550	._.	<b>12.450</b>	1.400
9T	221	Dalai Jamiyankhuu	UIC	4.000	8.400	._.	<b>12.400</b>	1.450
9T	114	Rogelio Vazquez	IOWA Hawkeyes	4.300	8.100	._.	<b>12.400</b>	1.450
11	102	Andrew Botto	IOWA Hawkeyes	4.900	7.000	._.	<b>11.900</b>	1.950
12	202	Tyler Ball	UIC	3.800	7.500	._.	<b>11.300</b>	2.550
13	206	Steen Haugsted	UIC	3.100	7.750	._.	<b>10.850</b>	3.000







# Iowa Vs. UIC

## Event Results - AA

Jan 22, 2017

Page: 1  
Printed: 1/22/2017 3:32:31 PM

Men / C  
Session: 1

Rank	Num	Name	Gym							AA
1	104	Dylan Ellsworth	IOWA Hawkeyes	12.600	11.950	13.700	14.650	13.850	13.550	80.300
2	102	Andrew Botto	IOWA Hawkeyes	13.600	10.350	13.600	14.100	13.500	11.900	77.050









# Iowa Vs. UIC

## Team Results

Jan 22, 2017

Men /  
Session:

Rank	Gym	Team	Score						
1	IOWA Hawkeyes	*	<b>404.100</b>	67.650 1	63.550 1	67.550 1	71.000 1	68.150 1	66.200 1
2	UIC	*	<b>374.300</b>	66.550 2	56.050 2	60.900 2	68.200 2	60.400 2	62.200 2