

NCAA Gymnastics Score Sheet

Teams: Home Univ. Of Illinois

Visitor Univ. Of Iowa

Date Apr 9, 2015

Place Lloyd Noble Center

Attendance

1389

Name		D	1	2	3	4	nd	AVE	Name		D	1	2	3	4	nd	AVE
FLOOR	1 Joey Peters 413	5.80	9.10	9.30	9.10	9.20		14.950	1 Lance Alberhasky 501	5.40	9.20	9.10	9.30	9.20		14.600	
	2 Taylor Smith 414	5.80	8.70	8.80	8.90	8.80	-0.1	14.500	2 Cory Paterson 514	5.50	9.20	9.10	9.40	9.20		14.700	
	3 Matthew Foster 405	5.50	8.80	8.50	8.80	8.80		14.300	3 Jack Boyle 504	5.70	9.20	9.10	9.20	9.10		14.850	
	4 Bobby Baker 401	5.80	9.00	8.70	9.00	8.90		14.750	4 Cyrus Dobre-Mofid 505	5.70	8.80	9.10	8.90	8.70		14.550	
	5 C.J. Maestas 408	6.30	8.90	9.10	8.80	8.90		15.200	5 Matthew Loochtan 510	5.60	9.30	9.30	9.50	9.40		14.950	

Floor Score: 73.700 Running Score: 73.700 Floor Score: 73.650 Running Score: 73.650

POMMEL	1 Jacob Tilsley 415	5.20	8.00	8.20	8.10	8.30		13.350	1 Emmanuel Monroy 511	5.10	8.40	8.50	8.20	8.30		13.450
	2 Bobby Baker 401	5.60	7.70	7.60	7.70	7.70		13.300	2 Del Vecchio Orozco 512	5.70	8.70	8.90	8.40	8.70		14.400
	3 Matthew Foster 405	5.90	8.10	8.00	8.30	8.20		14.050	3 Elijah Parsells 513	5.70	8.50	8.70	8.70	8.60		14.350
	4 Logan Bradley 402	5.40	8.60	8.60	8.70	8.50		14.000	4 Austin Hodges 509	5.40	9.00	8.60	8.70	9.10		14.250
	5 C.J. Maestas 408	6.00	8.20	7.90	8.00	8.00		14.000	5 Douglas Sullivan 517	6.10	8.50	9.00	9.00	8.70		14.950

Pommel Score: 68.700 Running Score: 142.400 Pommel Score: 71.400 Running Score: 145.050

RINGS	1 Max Mayr 409	5.50	8.80	9.00	8.60	8.90		14.350	1 Andrew Botto 503	5.90	8.90	9.10	9.10	9.20		15.000
	2 Bobby Baker 401	5.70	8.10	8.30	7.90	8.10		13.800	2 Lance Alberhasky 501	5.90	8.10	7.80	8.00	7.90		13.850
	3 Mike Wilner 419	6.50	8.20	8.00	8.30	8.20		14.700	3 Jack Boyle 504	6.50	8.70	8.70	9.00	8.90		15.300
	4 Joey Peters 413	6.00	9.20	9.30	9.40	9.20		15.250	4 William Albert 502	6.00	9.00	9.00	8.80	9.00		15.000
	5 C.J. Maestas 408	6.70	9.20	9.20	9.20	9.40		15.900	5 Matthew Loochtan 510	6.00	9.10	9.20	9.20	9.30		15.200

Rings Score: 74.000 Running Score: 216.400 Rings Score: 74.350 Running Score: 219.400

VAULT	1 Joey Peters 413	5.20	9.00	9.40	9.50	9.50		14.650	1 William Albert 502	5.20	8.60	9.00	8.80	9.00		14.100
	2 C.J. Maestas 408	5.20	9.20	9.40	9.60	9.30		14.550	2 Brandon Field 507	5.20	9.10	9.10	9.30	9.20	-0.1	14.250
	3 Thomas Gibbs 406	5.20	9.40	9.20	9.30	9.30		14.500	3 Cyrus Dobre-Mofid 505	5.20	9.30	9.10	9.30	9.50		14.500
	4 Bobby Baker 401	5.60	9.40	9.40	9.50	9.50		15.050	4 Andrew Botto 503	5.30	9.40	9.60	9.70	9.60		14.900
	5 Jordan Valdez 417	4.40	9.60	9.50	9.40	9.40		13.850	5 Matthew Loochtan 510	5.60	8.30	8.50	8.10	8.30		13.900

Vault Score: 72.600 Running Score: 289.000 Vault Score: 71.650 Running Score: 291.050

PBAR	1 Joey Peters 413	5.70	7.20	7.20	7.40	7.20		12.900	1 Cory Paterson 514	5.40	8.70	8.80	9.00	9.20		14.300
	2 Max Mayr 409	5.60	8.60	8.40	8.60	8.40		14.100	2 Dylan Ellsworth 506	5.40	8.80	8.70	8.60	8.60		14.050
	3 Bobby Baker 401	5.50	9.30	9.10	9.20	9.00		14.650	3 Lance Alberhasky 501	5.80	8.70	8.70	8.90	8.80		14.550
	4 C.J. Maestas 408	5.70	9.10	9.10	9.20	9.10		14.800	4 Jack Boyle 504	5.80	8.20	8.40	8.60	8.00		14.100
	5 Jordan Valdez 417	5.80	8.70	8.20	8.40	8.80		14.350	5 Cyrus Dobre-Mofid 505	5.80	9.00	8.50	8.60	9.10		14.600

P. Bar Score: 70.800 Running Score: 359.800 P. Bar Score: 71.600 Running Score: 362.650

HBAR	1 Bobby Baker 401	5.40	9.20	9.30	9.50	9.20		14.650	1 Cyrus Dobre-Mofid 505	5.40	9.20	9.20	9.20	9.20		14.600
	2 Tyson Bull 403	5.60	8.10	7.80	7.70	8.20		13.550	2 Lance Alberhasky 501	5.60	8.90	8.70	8.70	9.00		14.400
	3 Joey Peters 413	5.50	8.80	8.80	8.90	8.50		14.300	3 Jack Boyle 504	5.90	8.80	8.60	8.80	8.40		14.600
	4 C.J. Maestas 408	6.00	8.90	8.80	9.10	9.00		14.950	4 Cory Paterson 514	6.00	8.80	8.90	9.10	9.10		15.000
	5 Jordan Valdez 417	5.70	9.50	9.60	9.50	9.50		15.200	5 David Spanier 515	5.00	8.90	8.80	8.50	8.80		13.800

H. Bar Score: 72.650 Running Score: 432.450 H. Bar Score: 72.400 Running Score: 435.050

Final Team Score: 432.450

Final Team Score: 435.050

All-Arounders

All-Arounders

	Baker	Maestas	Peters													
FX	14.750	15.200	14.950													
PH	13.300	14.000	8.150													
SR	13.800	15.900	15.250													
VT	15.050	14.550	14.650													
PB	14.650	14.800	12.900													
HB	14.650	14.950	14.300													
AA	86.200	89.400	80.200													

Judge's Signatures * FX Dan Keating, Dave Hirst * PH Clay Strother, Sean Monaco * SR Chris Adams, Grant Osbor * VT Nate Dotson, Dave Eppert * PB Scott Schaffer, Juha Tanska * HB Zach Gagnon, Bob Busse

* Head Judge FX Sho Nakamori, Andy Brown PH Num Kutz, Greg Didech SR Bruce Temple, Tom Dunn VT Rick Tucker, Kevin Muenz PB Rich Cromwell, Bob Whitne HB Toby Karnehm, Dan Wood

Coach's Signature _____ Coach's Signature _____

NCAA Gymnastics Score Sheet

Teams: Home Univ. Of Michigan

Visitor Univ. Of Oklahoma

Date Apr 9, 2015

Place Lloyd Noble Center

Attendance

1389

Name	D	1	2	3	4	nd	AVE	Name	D	1	2	3	4	nd	AVE					
FLOOR	1	Taylor Harrower	606	5.60	9.00	9.00	9.00	9.30	-0.1	14.500	1	Hunter Justus	1108	6.00	9.20	9.10	9.10	9.10		15.100
	2	Michael Strathern	617	5.70	9.00	8.60	9.00	8.90		14.650	2	Todd Dowdy	1105	6.20	9.10	9.10	9.20	9.10		15.300
	3	Paul Rizkalla	615	5.70	9.00	9.20	9.10	8.90		14.750	3	Alec Robin	1114	6.30	9.30	9.40	9.30	9.30		15.600
	4	Hub Humphrey	607	5.90	9.40	9.20	9.40	9.40		15.300	4	Colin Van Wicklen	1117	6.30	9.30	9.20	9.30	9.40		15.600
	5	Anthony Stefanelli	616	5.90	9.10	9.10	9.20	9.30		15.050	5	Kanji Oyama	1109	6.00	9.10	9.10	9.10	9.20		15.100

Floor Score: 74.250 Running Score: 74.250 Floor Score: 76.700 Running Score: 76.700

Pommel	D	1	2	3	4	nd	AVE	Pommel	D	1	2	3	4	nd	AVE					
P	1	Mark Panhorst	613	5.70	8.20	8.50	8.50	8.70		14.200	1	Sergey Resnick	1112	5.80	9.10	9.00	9.30	9.10		14.900
O	2	Adrian de los Angeles	621	5.60	8.70	8.50	8.80	8.90		14.350	2	Alec Robin	1114	5.20	8.40	8.50	8.40	8.30		13.600
M	3	Dylan James	609	5.30	8.40	8.50	8.40	8.30		13.700	3	Jacoby Rubin	1115	6.00	8.90	9.00	8.70	9.00		14.950
M	4	Nick Hunter	608	5.90	8.70	8.30	8.70	8.70		14.600	4	Allan Bower	1103	6.10	9.00	8.90	9.00	8.90		15.050
E	5	Nolan Novak	612	6.20	8.90	8.70	8.20	8.60		14.850	5	Michael Reid	1111	6.30	9.50	9.30	9.30	9.50		15.700

Pommel Score: 71.700 Running Score: 145.950 Pommel Score: 74.200 Running Score: 150.900

Rings	D	1	2	3	4	nd	AVE	Rings	D	1	2	3	4	nd	AVE					
R	1	Stacey Ervin	605	5.00	9.20	9.20	9.20	9.10		14.200	1	Hunter Justus	1108	5.90	9.00	9.10	9.10	9.00		14.950
I	2	Hub Humphrey	607	5.90	9.30	9.20	9.40	9.30		15.200	2	Danny Berardini	1102	5.40	9.40	9.50	9.60	9.50		14.900
N	3	Dmitri Belanovski	602	5.60	9.10	9.30	9.30	9.00		14.800	3	Kanji Oyama	1109	6.10	9.30	9.40	9.20	9.50		15.450
G	4	Paul Rizkalla	615	6.20	8.40	8.10	8.30	8.50		14.550	4	Thao Hoang	1107	6.10	8.50	8.50	8.70	8.80		14.700
S	5	Colin Mahar	611	5.80	9.10	9.00	9.20	9.10		14.900	5	Michael Squires	1116	6.80	9.50	9.50	9.60	9.50		16.300

Rings Score: 73.650 Running Score: 219.600 Rings Score: 76.300 Running Score: 227.200

Vault	D	1	2	3	4	nd	AVE	Vault	D	1	2	3	4	nd	AVE					
V	1	Anthony Stefanelli	616	5.60	9.70	9.70	9.70	9.70		15.300	1	Josh Yee	1118	5.20	9.50	9.60	9.60	9.60		14.800
A	2	Adrian de los Angeles	621	5.30	9.60	9.60	9.60	9.50		14.900	2	Colin Van Wicklen	1117	5.60	9.20	9.40	9.30	9.30	-0.1	14.800
U	3	Dmitri Belanovski	602	5.20	9.20	9.20	9.30	9.20		14.400	3	Todd Dowdy	1105	5.60	9.40	9.50	9.50	9.60		15.100
L	4	Michael Strathern	617	5.60	9.20	9.50	9.10	9.30		14.850	4	Allan Bower	1103	5.70	9.40	9.60	9.40	9.50		15.150
T	5	Paul Rizkalla	615	5.60	8.10	8.40	8.10	8.30	-0.1	13.700	5	Kanji Oyama	1109	5.60	9.40	9.30	9.10	9.40	-0.1	14.850

Vault Score: 73.150 Running Score: 292.750 Vault Score: 74.700 Running Score: 301.900

Parallel Bars	D	1	2	3	4	nd	AVE	Parallel Bars	D	1	2	3	4	nd	AVE					
P	1	Mark Panhorst	613	5.50	8.10	8.10	7.90	8.10		13.600	1	Sergey Resnick	1112	5.80	9.30	9.30	9.40	9.40		15.150
B	2	Dmitri Belanovski	602	5.60	8.80	9.00	9.10	8.80		14.500	2	Dylan Akers	1101	5.90	9.00	9.20	9.00	9.10		14.950
A	3	Adrian de los Angeles	621	5.70	7.70	8.10	8.00	7.90		13.650	3	Michael Reid	1111	6.00	9.20	9.20	9.00	9.40		15.200
R	4	Stacey Ervin	605	5.50	9.30	9.10	9.10	9.20		14.650	4	Allan Bower	1103	6.00	8.70	8.80	9.10	8.80		14.800
S	5	Nick Hunter	608	6.20	8.00	8.40	8.50	8.40		14.600	5	Danny Berardini	1102	5.90	8.50	8.80	8.90	8.60		14.600

P. Bar Score: 71.000 Running Score: 363.750 P. Bar Score: 74.700 Running Score: 376.600

High Bar	D	1	2	3	4	nd	AVE	High Bar	D	1	2	3	4	nd	AVE					
H	1	Michael Strathern	617	5.80	9.10	9.00	9.20	8.90		14.850	1	Alec Robin	1114	5.50	8.90	9.10	9.20	9.10		14.600
B	2	Dmitri Belanovski	602	6.00	8.70	8.80	8.90	8.90		14.850	2	Colin Van Wicklen	1117	5.70	9.30	9.40	9.40	9.10		15.050
A	3	Adrian de los Angeles	621	5.50	9.00	9.10	8.90	9.10		14.550	3	Jacoby Rubin	1115	5.70	9.20	9.20	9.20	8.90		14.900
R	4	Stacey Ervin	605	5.30	8.80	8.80	8.80	8.60		14.100	4	Danny Berardini	1102	6.00	9.30	9.00	9.00	9.30		15.150
	5	Nick Hunter	608	6.00	9.00	8.90	8.90	8.60		14.900	5	William Clement	1104	5.90	8.60	8.50	8.60	8.30		14.450

H. Bar Score: 73.250 Running Score: 437.000 H. Bar Score: 74.150 Running Score: 450.750

Final Team Score: **437.000**

Final Team Score: **450.750**

All-Arounders

All-Arounders

FX															
PH															
SR															
VT															
PB															
HB															
AA															

Judge's Signatures * FX Dan Keating, Dave Hirst * PH Clay Strother, Sean Monaco * SR Chris Adams, Grant Osbor * VT Nate Dotson, Dave Eppert * PB Scott Schaffer, Juha Tanska * HB Zach Gagnon, Bob Busse







* Head Judge FX Sho Nakamori, Andy Brown PH Num Kutz, Greg Didech SR Bruce Temple, Tom Dunn VT Rick Tucker, Kevin Muenz PB Rich Cromwell, Bob Whitne HB Toby Karnehm, Dan Wood

Coach's Signature _____ Coach's Signature _____

2015 NCAA Championships - Qualifier

Team Results

Apr 9, 2015

Rank	Gym	Team	Score						
1	Oklahoma	X	450.750	76.700 1	74.200 1	76.300 1	74.700 1	74.700 1	74.150 1
2	Michigan	X	437.000	74.250 2	71.700 2	73.650 5	73.150 2	71.000 4	73.250 2
3	Iowa	X	435.050	73.650 4	71.400 3	74.350 2	71.650 5	71.600 3	72.400 4
4	Illinois	X	432.450	73.700 3	68.700 4	74.000 3	72.600 4	70.800 5	72.650 3
5	Ohio State	X	427.900 (Inc -1.0 ND)	72.750 5	67.150 5	73.750 4	72.900 3	71.850 2	70.500 5
6	Army	X	408.500	69.300 6	64.800 6	68.600 6	69.850 6	66.500 6	69.450 6







2015 NCAA Championships - Qualifier

Event Results - AA

Apr 9, 2015

Page: 1
Printed: 4/9/2015 9:39 PM

Men / SR
Session: 2

Rank	Num	Name	Gym							AA
1	408	C.J. Maestas	Illinois	15.200	14.000	15.900	14.550	14.800	14.950	89.400
2	1016	Drew Moling	Ohio State	14.100	13.450	15.500	14.200	14.800	14.800	86.850
3	401	Bobby Baker	Illinois	14.750	13.300	13.800	15.050	14.650	14.650	86.200
4	206	Jesse Glenn	Army	14.550	12.350	14.000	14.600	12.750	14.950	83.200
5	207	Nathan Goff	Army	14.150	13.050	13.350	13.500	13.800	13.950	81.800
6	1502	Jason Gaides	UIC	14.300	13.500	13.850	14.100	13.700	12.150	81.600
7	413	Joey Peters	Illinois	14.950	8.150	15.250	14.650	12.900	14.300	80.200
8	1604	Aria Sabbagh	W&M	13.800	11.500	12.700	13.900	13.550	13.550	79.000
9	1505	Brett Valin	UIC	13.000	11.450	13.150	13.500	13.500	13.400	78.000

2015 NCAA Championships - Qualifier

Event Results - Floor

Apr 9, 2015



Rank	Num	Name	Gym	Diff	E1	E2	E3	E4	Exec	ND	Score
1*	1117	Colin Van Wicklen	Oklahoma	6.300	9.300	9.200	9.300	9.400	9.300	__.	15.600
1*	1114	Alec Robin	Oklahoma	6.300	9.300	9.400	9.300	9.300	9.300	__.	15.600
3T	607	Hub Humphrey	Michigan	5.900	9.400	9.200	9.400	9.400	9.400	__.	15.300
3T	1105	Todd Dowdy	Oklahoma	6.200	9.100	9.100	9.200	9.100	9.100	__.	15.300
5	408	C.J. Maestas	Illinois	6.300	8.900	9.100	8.800	8.900	8.900	__.	15.200
6	1018	Emeric Quade	Ohio State	6.000	9.200	9.300	9.100	9.100	9.150	__.	15.150
7*	1109	Kanji Oyama	Oklahoma	6.000	9.100	9.100	9.100	9.200	9.100	__.	15.100
7*	1108	Hunter Justus	Oklahoma	6.000	9.200	9.100	9.100	9.100	9.100	__.	15.100
9	616	Anthony Stefanelli	Michigan	5.900	9.100	9.100	9.200	9.300	9.150	__.	15.050
10T	510	Matthew Loochtan	Iowa	5.600	9.300	9.300	9.500	9.400	9.350	__.	14.950
10T	413	Joey Peters	Illinois	5.800	9.100	9.300	9.100	9.200	9.150	__.	14.950
12	504	Jack Boyle	Iowa	5.700	9.200	9.100	9.200	9.100	9.150	__.	14.850
13	1023	Meyer Williams	Ohio State	5.600	9.200	8.900	9.200	9.200	9.200	__.	14.800
14T	615	Paul Rizkalla	Michigan	5.700	9.000	9.200	9.100	8.900	9.050	__.	14.750
14T	401	Bobby Baker	Illinois	5.800	9.000	8.700	9.000	8.900	8.950	__.	14.750
16	514	Cory Paterson	Iowa	5.500	9.200	9.100	9.400	9.200	9.200	__.	14.700
17	617	Michael Strathern	Michigan	5.700	9.000	8.600	9.000	8.900	8.950	__.	14.650
18T	501	Lance Alberhasky	Iowa	5.400	9.200	9.100	9.300	9.200	9.200	__.	14.600
18T	1024	Alexander Wilson	Ohio State	5.600	9.000	8.700	9.100	9.000	9.000	__.	14.600
20T	505	Cyrus Dobre-Mofid	Iowa	5.700	8.800	9.100	8.900	8.700	8.850	__.	14.550
20T	206	Jesse Glenn	Army	5.900	8.800	8.600	8.700	8.900	8.750	-0.1	14.550
22T	606	Taylor Harrower	Michigan	5.600	9.000	9.000	9.000	9.300	9.000	-0.1	14.500
22T	414	Taylor Smith	Illinois	5.800	8.700	8.800	8.900	8.800	8.800	-0.1	14.500
24T	1602	Michael Deitz	W&M	5.400	9.000	8.800	9.100	9.000	9.000	__.	14.400
24T	1021	Andrew Teal	Ohio State	5.500	8.900	9.100	8.800	8.900	8.900	__.	14.400
26T	1502	Jason Gaides	UIC	5.400	8.900	8.800	8.900	9.000	8.900	__.	14.300
26T	405	Matthew Foster	Illinois	5.500	8.800	8.500	8.800	8.800	8.800	__.	14.300
28	209	Sam Kusnitz	Army	5.700	8.500	8.400	8.500	8.500	8.500	__.	14.200
29	207	Nathan Goff	Army	5.000	9.100	9.100	9.200	9.200	9.150	__.	14.150
30	1016	Drew Moling	Ohio State	5.300	8.800	8.800	8.900	8.700	8.800	__.	14.100
31T	1604	Aria Sabbagh	W&M	5.200	8.600	8.700	8.300	8.600	8.600	__.	13.800
31T	1014	Logan Melander	Ohio State	5.400	8.500	8.700	8.300	8.200	8.400	__.	13.800
33	1501	Alex Dumstorf	UIC	5.400	8.200	8.300	8.200	8.000	8.200	__.	13.600
34T	212	Joe Pritts	Army	5.300	8.000	8.300	7.700	8.000	8.000	-0.1	13.200
34T	202	Seth Cannon	Army	5.400	7.800	7.800	7.800	7.700	7.800	__.	13.200
36	1505	Brett Valin	UIC	5.100	8.000	8.300	7.800	7.800	7.900	__.	13.000

2015 NCAA Championships - Qualifier

Event Results - Pommel

Apr 9, 2015



Rank	Num	Name	Gym	Diff	E1	E2	E3	E4	Exec	ND	Score
1	1111	Michael Reid	Oklahoma	6.300	9.500	9.300	9.300	9.500	9.400	__.	15.700
2	1103	Allan Bower	Oklahoma	6.100	9.000	8.900	9.000	8.900	8.950	__.	15.050
3T	1115	Jacoby Rubin	Oklahoma	6.000	8.900	9.000	8.700	9.000	8.950	__.	14.950
3T	517	Douglas Sullivan	Iowa	6.100	8.500	9.000	9.000	8.700	8.850	__.	14.950
5	1112	Sergey Resnick	Oklahoma	5.800	9.100	9.000	9.300	9.100	9.100	__.	14.900
6	612	Nolan Novak	Michigan	6.200	8.900	8.700	8.200	8.600	8.650	__.	14.850
7	608	Nick Hunter	Michigan	5.900	8.700	8.300	8.700	8.700	8.700	__.	14.600
8	512	Del Vecchio Orozco	Iowa	5.700	8.700	8.900	8.400	8.700	8.700	__.	14.400
9T	621	Adrian de los Angel	Michigan	5.600	8.700	8.500	8.800	8.900	8.750	__.	14.350
9T	513	Elijah Parsells	Iowa	5.700	8.500	8.700	8.700	8.600	8.650	__.	14.350
11	509	Austin Hodges	Iowa	5.400	9.000	8.600	8.700	9.100	8.850	__.	14.250
12	613	Mark Panhorst	Michigan	5.700	8.200	8.500	8.500	8.700	8.500	__.	14.200
13	405	Matthew Foster	Illinois	5.900	8.100	8.000	8.300	8.200	8.150	__.	14.050
14T	1014	Logan Melander	Ohio State	5.300	8.900	8.700	8.700	8.700	8.700	__.	14.000
14T	402	Logan Bradley	Illinois	5.400	8.600	8.600	8.700	8.500	8.600	__.	14.000
14T	408	C.J. Maestas	Illinois	6.000	8.200	7.900	8.000	8.000	8.000	__.	14.000
17T	609	Dylan James	Michigan	5.300	8.400	8.500	8.400	8.300	8.400	__.	13.700
17T	1607	Jason Wang	W&M	5.700	8.100	8.000	7.800	8.000	8.000	__.	13.700
19T	1002	Evan Bluemel	Ohio State	5.200	8.300	8.800	8.300	8.600	8.450	__.	13.650
19T	1601	Keaton Ackerman	W&M	5.500	8.000	8.300	8.300	7.900	8.150	__.	13.650
21	1114	Alec Robin	Oklahoma	5.200	8.400	8.500	8.400	8.300	8.400	__.	13.600
22	1502	Jason Gaides	UIC	5.200	8.600	8.100	8.300	8.300	8.300	__.	13.500
23T	511	Emmanuel Monroy	Iowa	5.100	8.400	8.500	8.200	8.300	8.350	__.	13.450
23T	1016	Drew Moling	Ohio State	5.400	8.000	8.100	8.100	7.900	8.050	__.	13.450
23T	1605	Peter Ten Eyck	W&M	5.600	7.500	7.900	8.000	7.800	7.850	__.	13.450
26T	415	Jacob Tilsley	Illinois	5.200	8.000	8.200	8.100	8.300	8.150	__.	13.350
26T	214	Connor Venrick	Army	5.800	7.600	8.000	6.900	7.500	7.550	__.	13.350
28*	1017	Alex Nork	Ohio State	5.600	7.700	7.700	7.800	7.600	7.700	__.	13.300
28*	401	Bobby Baker	Illinois	5.600	7.700	7.600	7.700	7.700	7.700	__.	13.300
30	208	Andre Hufnagel	Army	5.300	8.000	8.100	7.700	7.900	7.950	__.	13.250
31T	1025	Donald Yeager	Ohio State	5.100	8.000	8.200	8.000	7.700	8.000	__.	13.100
31T	1022	Cody Teaney	Ohio State	5.400	7.700	7.700	7.500	7.800	7.700	__.	13.100
33	207	Nathan Goff	Army	5.200	7.700	8.000	7.700	8.000	7.850	__.	13.050
34	202	Seth Cannon	Army	4.700	7.800	8.200	8.200	8.000	8.100	__.	12.800
35	206	Jesse Glenn	Army	5.200	6.900	7.300	7.100	7.200	7.150	__.	12.350
36	1604	Aria Sabbagh	W&M	4.600	6.800	6.800	7.000	7.000	6.900	__.	11.500
37	1505	Brett Valin	UIC	4.000	7.900	7.400	7.400	7.500	7.450	__.	11.450
38	413	Joey Peters	Illinois	3.700	8.600	9.000	8.300	8.100	8.450	-4.0	8.150

2015 NCAA Championships - Qualifier

Event Results - Rings

Apr 9, 2015



Rank	Num	Name	Gym	Diff	E1	E2	E3	E4	Exec	ND	Score
1	1116	Michael Squires	Oklahoma	6.800	9.500	9.500	9.600	9.500	9.500	__.	16.300
2	408	C.J. Maestas	Illinois	6.700	9.200	9.200	9.200	9.400	9.200	__.	15.900
3	1016	Drew Moling	Ohio State	6.500	8.800	9.100	9.200	8.900	9.000	__.	15.500
4	1109	Kanji Oyama	Oklahoma	6.100	9.300	9.400	9.200	9.500	9.350	__.	15.450
5	504	Jack Boyle	Iowa	6.500	8.700	8.700	9.000	8.900	8.800	__.	15.300
6	413	Joey Peters	Illinois	6.000	9.200	9.300	9.400	9.200	9.250	__.	15.250
7T	607	Hub Humphrey	Michigan	5.900	9.300	9.200	9.400	9.300	9.300	__.	15.200
7T	510	Matthew Loochtan	Iowa	6.000	9.100	9.200	9.200	9.300	9.200	__.	15.200
9T	503	Andrew Botto	Iowa	5.900	8.900	9.100	9.100	9.200	9.100	__.	15.000
9T	502	William Albert	Iowa	6.000	9.000	9.000	8.800	9.000	9.000	__.	15.000
11	1108	Hunter Justus	Oklahoma	5.900	9.000	9.100	9.100	9.000	9.050	__.	14.950
12T	1102	Danny Berardini	Oklahoma	5.400	9.400	9.500	9.600	9.500	9.500	__.	14.900
12T	611	Colin Mahar	Michigan	5.800	9.100	9.000	9.200	9.100	9.100	__.	14.900
14	602	Dmitri Belanovski	Michigan	5.600	9.100	9.300	9.300	9.000	9.200	__.	14.800
15T	1010	Alex Johnson	Ohio State	5.500	9.300	9.300	9.100	9.000	9.200	__.	14.700
15T	1107	Thao Hoang	Oklahoma	6.100	8.500	8.500	8.700	8.800	8.600	__.	14.700
15T	419	Mike Wilner	Illinois	6.500	8.200	8.000	8.300	8.200	8.200	__.	14.700
18	1022	Cody Teaney	Ohio State	5.900	8.800	8.700	8.800	8.700	8.750	__.	14.650
19T	1024	Alexander Wilson	Ohio State	5.500	8.800	8.900	9.200	9.200	9.050	__.	14.550
19T	615	Paul Rizkalla	Michigan	6.200	8.400	8.100	8.300	8.500	8.350	__.	14.550
21T	409	Max Mayr	Illinois	5.500	8.800	9.000	8.600	8.900	8.850	__.	14.350
21T	1011	Ryan Lemezis	Ohio State	5.700	8.700	8.800	8.400	8.600	8.650	__.	14.350
23	214	Connor Venrick	Army	5.100	9.200	9.100	9.200	9.200	9.200	__.	14.300
24	605	Stacey Ervin	Michigan	5.000	9.200	9.200	9.200	9.100	9.200	__.	14.200
25	206	Jesse Glenn	Army	5.300	8.700	8.700	8.700	8.500	8.700	__.	14.000
26T	1502	Jason Gaides	UIC	5.300	8.600	8.300	8.700	8.500	8.550	__.	13.850
26T	501	Lance Alberhasky	Iowa	5.900	8.100	7.800	8.000	7.900	7.950	__.	13.850
28	401	Bobby Baker	Illinois	5.700	8.100	8.300	7.900	8.100	8.100	__.	13.800
29	216	Ryan Wilson	Army	5.200	8.400	8.300	8.300	8.400	8.350	__.	13.550
30	212	Joe Pritts	Army	4.800	8.500	8.400	8.800	8.700	8.600	__.	13.400
31	207	Nathan Goff	Army	4.900	8.500	8.600	8.400	8.400	8.450	__.	13.350
32T	1505	Brett Valin	UIC	5.100	8.100	7.900	8.200	8.000	8.050	__.	13.150
32T	1503	Trent Jarett	UIC	5.600	7.600	7.200	7.500	7.800	7.550	__.	13.150
34	1604	Aria Sabbagh	W&M	4.600	8.000	8.200	8.000	8.200	8.100	__.	12.700

2015 NCAA Championships - Qualifier

Page: 1
Printed: 4/9/2015 9:39 PM

Event Results - Vault

Men / SR
Session: 2

Apr 9, 2015



Rank	Num	Name	Gym	Diff	E1	E2	E3	E4	Exec	ND	Score
1	616	Anthony Stefanelli	Michigan	5.600	9.700	9.700	9.700	9.700	9.700	__	15.300
2	1103	Allan Bower	Oklahoma	5.700	9.400	9.600	9.400	9.500	9.450	__	15.150
3	1105	Todd Dowdy	Oklahoma	5.600	9.400	9.500	9.500	9.600	9.500	__	15.100
4	401	Bobby Baker	Illinois	5.600	9.400	9.400	9.500	9.500	9.450	__	15.050
5*	621	Adrian de los Angel	Michigan	5.300	9.600	9.600	9.600	9.500	9.600	__	14.900
5*	503	Andrew Botto	Iowa	5.300	9.400	9.600	9.700	9.600	9.600	__	14.900
7T	1109	Kanji Oyama	Oklahoma	5.600	9.400	9.300	9.100	9.400	9.350	-0.1	14.850
7T	617	Michael Strathern	Michigan	5.600	9.200	9.500	9.100	9.300	9.250	__	14.850
9T	1118	Josh Yee	Oklahoma	5.200	9.500	9.600	9.600	9.600	9.600	__	14.800
9T	1006	Seth Delbridge	Ohio State	5.300	9.500	9.700	9.400	9.500	9.500	__	14.800
9T	1117	Colin Van Wicklen	Oklahoma	5.600	9.200	9.400	9.300	9.300	9.300	-0.1	14.800
12*	1024	Alexander Wilson	Ohio State	5.600	9.300	9.200	9.100	9.200	9.200	-0.1	14.700
12*	1021	Andrew Teal	Ohio State	5.600	9.200	8.900	9.200	9.300	9.200	-0.1	14.700
14	413	Joey Peters	Illinois	5.200	9.000	9.400	9.500	9.500	9.450	__	14.650
15T	206	Jesse Glenn	Army	5.200	9.500	9.400	9.400	9.300	9.400	__	14.600
15T	1606	Nick Van Dyke	W&M	5.600	8.800	9.100	8.900	9.100	9.000	__	14.600
17	408	C.J. Maestas	Illinois	5.200	9.200	9.400	9.600	9.300	9.350	__	14.550
18*	1018	Emeric Quade	Ohio State	5.200	9.100	9.200	9.400	9.500	9.300	__	14.500
18*	505	Cyrus Dobre-Mofid	Iowa	5.200	9.300	9.100	9.300	9.500	9.300	__	14.500
18*	406	Thomas Gibbs	Illinois	5.200	9.400	9.200	9.300	9.300	9.300	__	14.500
21	602	Dmitri Belanovski	Michigan	5.200	9.200	9.200	9.300	9.200	9.200	__	14.400
22	1602	Michael Deitz	W&M	4.800	9.600	9.700	9.500	9.500	9.550	__	14.350
23	202	Seth Cannon	Army	5.200	9.200	9.200	8.900	9.000	9.100	__	14.300
24T	507	Brandon Field	Iowa	5.200	9.100	9.100	9.300	9.200	9.150	-0.1	14.250
24T	1504	Jacob Thurber	UIC	5.200	9.100	9.000	8.900	9.100	9.050	__	14.250
26	1016	Drew Moling	Ohio State	5.600	8.600	8.500	8.800	9.000	8.700	-0.1	14.200
27T	1502	Jason Gaides	UIC	5.200	9.000	9.200	8.900	9.000	9.000	-0.1	14.100
27T	502	William Albert	Iowa	5.200	8.600	9.000	8.800	9.000	8.900	__	14.100
29	209	Sam Kusnitz	Army	5.200	9.200	9.200	9.000	9.100	9.150	-0.3	14.050
30T	1604	Aria Sabbagh	W&M	4.800	9.400	9.200	8.800	9.000	9.100	__	13.900
30*	216	Ryan Wilson	Army	5.600	8.500	8.200	8.400	8.000	8.300	__	13.900
30*	510	Matthew Loochtan	Iowa	5.600	8.300	8.500	8.100	8.300	8.300	__	13.900
33	417	Jordan Valdez	Illinois	4.400	9.600	9.500	9.400	9.400	9.450	__	13.850
34	615	Paul Rizkalla	Michigan	5.600	8.100	8.400	8.100	8.300	8.200	-0.1	13.700
35T	207	Nathan Goff	Army	4.400	9.000	9.300	8.900	9.200	9.100	__	13.500
35T	1505	Brett Valin	UIC	5.600	7.800	8.100	7.800	8.000	7.900	__	13.500
37	212	Joe Pritts	Army	5.200	8.100	7.700	8.100	8.200	8.100	-0.3	13.000

2015 NCAA Championships - Qualifier

Event Results - P Bars

Apr 9, 2015



Rank	Num	Name	Gym	Diff	E1	E2	E3	E4	Exec	ND	Score
1	1111	Michael Reid	Oklahoma	6.000	9.200	9.200	9.000	9.400	9.200	...	15.200
2	1112	Sergey Resnick	Oklahoma	5.800	9.300	9.300	9.400	9.400	9.350	...	15.150
3	1101	Dylan Akers	Oklahoma	5.900	9.000	9.200	9.000	9.100	9.050	...	14.950
4T	408	C.J. Maestas	Illinois	5.700	9.100	9.100	9.200	9.100	9.100	...	14.800
4T	1016	Drew Moling	Ohio State	5.900	8.900	8.900	8.900	9.200	8.900	...	14.800
4T	1103	Allan Bower	Oklahoma	6.000	8.700	8.800	9.100	8.800	8.800	...	14.800
7*	605	Stacey Ervin	Michigan	5.500	9.300	9.100	9.100	9.200	9.150	...	14.650
7*	401	Bobby Baker	Illinois	5.500	9.300	9.100	9.200	9.000	9.150	...	14.650
7T	1010	Alex Johnson	Ohio State	5.700	8.800	9.000	8.900	9.000	8.950	...	14.650
10T	505	Cyrus Dobre-Mofid	Iowa	5.800	9.000	8.500	8.600	9.100	8.800	...	14.600
10T	1102	Danny Berardini	Oklahoma	5.900	8.500	8.800	8.900	8.600	8.700	...	14.600
10T	608	Nick Hunter	Michigan	6.200	8.000	8.400	8.500	8.400	8.400	...	14.600
13*	1024	Alexander Wilson	Ohio State	5.800	8.700	8.800	8.500	8.900	8.750	...	14.550
13*	501	Lance Alberhasky	Iowa	5.800	8.700	8.700	8.900	8.800	8.750	...	14.550
15	602	Dmitri Belanovski	Michigan	5.600	8.800	9.000	9.100	8.800	8.900	...	14.500
16	417	Jordan Valdez	Illinois	5.800	8.700	8.200	8.400	8.800	8.550	...	14.350
17	514	Cory Paterson	Iowa	5.400	8.700	8.800	9.000	9.200	8.900	...	14.300
18	1019	Andrew Rickly	Ohio State	5.800	8.600	8.200	8.300	8.400	8.350	...	14.150
19T	409	Max Mayr	Illinois	5.600	8.600	8.400	8.600	8.400	8.500	...	14.100
19T	504	Jack Boyle	Iowa	5.800	8.200	8.400	8.600	8.000	8.300	...	14.100
21T	211	Nicholas McAfee	Army	5.000	9.100	9.000	8.800	9.200	9.050	...	14.050
21T	506	Dylan Ellsworth	Iowa	5.400	8.800	8.700	8.600	8.600	8.650	...	14.050
23	1603	Rob Meyer	W&M	5.000	9.000	8.600	8.800	8.900	8.850	...	13.850
24	207	Nathan Goff	Army	5.500	7.900	8.200	8.400	8.700	8.300	...	13.800
25T	1502	Jason Gaides	UIC	4.900	8.800	8.800	9.000	8.800	8.800	...	13.700
25T	1017	Alex Nork	Ohio State	5.400	8.400	8.200	8.200	8.400	8.300	...	13.700
27	621	Adrian de los Angel	Michigan	5.700	7.700	8.100	8.000	7.900	7.950	...	13.650
28	613	Mark Panhorst	Michigan	5.500	8.100	8.100	7.900	8.100	8.100	...	13.600
29	1604	Aria Sabbagh	W&M	4.900	8.800	8.500	9.100	8.500	8.650	...	13.550
30	1505	Brett Valin	UIC	5.300	8.200	7.700	8.200	8.200	8.200	...	13.500
31	209	Sam Kusnitz	Army	4.500	8.800	8.500	8.700	8.800	8.750	...	13.250
32	413	Joey Peters	Illinois	5.700	7.200	7.200	7.400	7.200	7.200	...	12.900
33	206	Jesse Glenn	Army	5.400	7.400	7.400	7.000	7.300	7.350	...	12.750
34	213	Chris Short	Army	5.100	7.900	7.400	6.600	7.700	7.550	...	12.650

2015 NCAA Championships - Qualifier

Event Results - H Bar

Apr 9, 2015



Rank	Num	Name	Gym	Diff	E1	E2	E3	E4	Exec	ND	Score
1	417	Jordan Valdez	Illinois	5.700	9.500	9.600	9.500	9.500	9.500	__.	15.200
2	1102	Danny Berardini	Oklahoma	6.000	9.300	9.000	9.000	9.300	9.150	__.	15.150
3	1117	Colin Van Wicklen	Oklahoma	5.700	9.300	9.400	9.400	9.100	9.350	__.	15.050
4	514	Cory Paterson	Iowa	6.000	8.800	8.900	9.100	9.100	9.000	__.	15.000
5*	1010	Alex Johnson	Ohio State	6.000	9.000	8.900	9.000	8.900	8.950	__.	14.950
5*	408	C.J. Maestas	Illinois	6.000	8.900	8.800	9.100	9.000	8.950	__.	14.950
5*	206	Jesse Glenn	Army	6.000	8.900	9.000	8.700	9.000	8.950	__.	14.950
8T	1115	Jacoby Rubin	Oklahoma	5.700	9.200	9.200	9.200	8.900	9.200	__.	14.900
8T	608	Nick Hunter	Michigan	6.000	9.000	8.900	8.900	8.600	8.900	__.	14.900
10T	617	Michael Strathern	Michigan	5.800	9.100	9.000	9.200	8.900	9.050	__.	14.850
10T	602	Dmitri Belanovski	Michigan	6.000	8.700	8.800	8.900	8.900	8.850	__.	14.850
12	1016	Drew Moling	Ohio State	5.900	9.000	8.700	9.100	8.800	8.900	__.	14.800
13	401	Bobby Baker	Illinois	5.400	9.200	9.300	9.500	9.200	9.250	__.	14.650
14*	505	Cyrus Dobre-Mofid	Iowa	5.400	9.200	9.200	9.200	9.200	9.200	__.	14.600
14*	205	Leo Genders	Army	5.400	9.000	9.100	9.300	9.300	9.200	__.	14.600
14T	1114	Alec Robin	Oklahoma	5.500	8.900	9.100	9.200	9.100	9.100	__.	14.600
14T	504	Jack Boyle	Iowa	5.900	8.800	8.600	8.800	8.400	8.700	__.	14.600
18	621	Adrian de los Angel	Michigan	5.500	9.000	9.100	8.900	9.100	9.050	__.	14.550
19	1602	Michael Deitz	W&M	5.400	9.100	9.000	9.100	9.200	9.100	__.	14.500
20	1104	William Clement	Oklahoma	5.900	8.600	8.500	8.600	8.300	8.550	__.	14.450
21	501	Lance Alberhasky	Iowa	5.600	8.900	8.700	8.700	9.000	8.800	__.	14.400
22	413	Joey Peters	Illinois	5.500	8.800	8.800	8.900	8.500	8.800	__.	14.300
23	1019	Andrew Rickly	Ohio State	6.000	8.200	7.900	8.200	8.200	8.200	__.	14.200
24	605	Stacey Ervin	Michigan	5.300	8.800	8.800	8.800	8.600	8.800	__.	14.100
25	207	Nathan Goff	Army	5.100	8.800	8.800	8.900	9.100	8.850	__.	13.950
26	515	David Spanier	Iowa	5.000	8.900	8.800	8.500	8.800	8.800	__.	13.800
27T	1604	Aria Sabbagh	W&M	4.800	8.700	8.600	9.000	8.800	8.750	__.	13.550
27T	403	Tyson Bull	Illinois	5.600	8.100	7.800	7.700	8.200	7.950	__.	13.550
27T	1017	Alex Nork	Ohio State	5.700	7.900	7.700	8.000	7.800	7.850	__.	13.550
30	1505	Brett Valin	UIC	5.000	8.500	8.300	8.200	8.500	8.400	__.	13.400
31	201	Jeremy Cahill	Army	4.900	8.500	8.600	8.300	8.400	8.450	__.	13.350
32	1006	Seth Delbridge	Ohio State	5.500	7.500	7.400	7.900	7.500	7.500	__.	13.000
33	209	Sam Kusnitz	Army	5.200	7.800	7.500	7.300	7.300	7.400	__.	12.600
34	1502	Jason Gaides	UIC	4.800	7.300	7.000	7.400	7.600	7.350	__.	12.150