

THE UNIVERSITY OF IOWA



HAWKEYE TRACK & FIELD



TRACK AND FIELD CONTACT: BRANDEE BRITT

June 9, 2014

2014 IOWA TRACK & FIELD OUTDOOR SCHEDULE

Date	Meet
March 28-29	Arizona State Invite (Phoenix, Ariz.)
April 4-5	Arkansas Invite (Fayetteville, Ark.) Stanford Invite (Stanford, Calif.)
April 12	Illinois Twilight (Champaign, Ill.)
April 18-19	Mt. Sac Relays (Walnut, Calif.)
April 24-26	Drake Relays (Des Moines, Iowa)
May 3	Musco Twilight XV (Iowa City, Iowa)
May 16-18	Big Ten Championships (West Lafayette, Ind.)
May 29-31	NCAA First Round (Fayetteville, Ark.)
June 11-14	NCAA Championships (Eugene, Ore.)

THIS WEEK

The University of Iowa track and field team travels to Eugene, Oregon, to compete at the 2014 NCAA Outdoor Track and Field Championships on June 11-14. Eleven Hawkeyes advanced to the NCAA final site to compete in the championship field of 24. The championships are hosted by Hayward Field on the campus of the University of Oregon and are set to begin Wednesday at 1:30 p.m. (CT) and conclude at 5:55 p.m. Saturday.

FOLLOW THE HAWKEYES

Follow [@IowaXC_TF](#) on twitter for updates on the team. Links to live results can be found on the schedule page at [hawkeyesports.com](#).

ON YOUR TELEVISION/COMPUTER

ESPNU will provide live coverage Friday beginning at 6:30 p.m. (CT) and Saturday at 4 p.m. (CT). ESPN3 will provide a live stream of the events beginning Wednesday and Thursday at 5:55 p.m.

HAWKEYE QUALIFIERS

The Iowa women are represented by a total of five student-athletes competing in four individual events and one relay. The Hawkeyes are ranked 10th or better in two events including the 200 meters (Brittany Brown; 6th) and the long jump (Zinnia Miller; 9th).

The Iowa men will send six student-athletes to compete in two individual events and one relay. Junior Gabe Hull is ranked 12th in the discus, while the men's 400-meter relay team is ranked 13th.

PAST CHAMPIONS

Thirteen Hawkeye student-athletes have combined for 14 NCAA titles since Eric Wilson won the 220 meters in 1921 and 1923. Tracy Dahl and Ed Gordon also won multiple NCAA titles -- Dahl in the 5K (1992-93) and Gordon in the long jump (1929-31). The women's last NCAA champion was Kineke Alexander (2006, 400m). The men's most recent title came from Bashir Yamini (1998, long jump). Erik Sowinski earned a runner-up finish in the 800 meters in 2012.

LAST LAP FOR WIZ

Director of Track and Field Larry Wiczorek will coach his final meet this week. Iowa has crowed 53 All-Americans with Wiczorek at the helm. That list of honorees includes sprinters, middle distance and distance runners, hurdlers, relay teams, jumpers, throwers, and cross country standouts.

IOWA COACHING STAFF

Larry Wiczorek ...	Director of Track & Field
Layne Anderson ..	Head Track & Field Coach
Scott Cappos	Director of Field Events
Molly Jones	Assistant Coach
Clive Roberts	Assistant Coach/ Director of Recruiting
Joey Woody	Assistant Coach

THE UNIVERSITY OF IOWA



HAWKEYE TRACK & FIELD



TRACK AND FIELD CONTACT: BRANDEE BRITT

BABATUDE AMOSU -- TRIPLE JUMP

Junior Babaude Amosu placed 12th in the triple jump at the West Prelim and enters the final site as the No. 21 seed following a mark of 51-3 3/4 (15.64m) in Fayetteville, Arkansas. Amosu's personal-best triple jump leap of 52-4 3/4 (15.97) ranks third all-time at Iowa.

BRITTANY BROWN -- 200 METERS, 4X1 RELAY

Brittany Brown placed seventh in the 200 meters at the West Prelim and enters the finals as the No. 6 seed, the highest seed of any Hawkeye, following her school record setting performance (22.95) in Fayetteville, Arkansas. Brown also anchored the 400-meter relay team that finished eighth in the West Region. The team is seeded 18th.

MONTAYLA HOLDER -- 400-METER HURDLES, 4X1 RELAY

Sophomore MonTayla Holder is making her first career appearance at the NCAA Championships' final site after placing ninth in the 400-meter hurdles (58.19) at the West Prelim. Her qualifying time ranks No. 24. Holder set a personal-best time of 57.81 earlier this season, which ranks third in school history.

GABE HULL -- DISCUS

Junior Gabe Hull is making his second appearance at the NCAA Championships' final site. He earned second-team All-America honors with a 15th-place finish in the discus a year ago with a toss of 184-6 (56.25m). Hull, the current discus school record holder (207-1; 63.11m), is seeded 12th.

ZINNIA MILLER -- LONG JUMP, TRIPLE JUMP

Zinnia Miller is making her first career appearance at the NCAA Championships' final site. The senior placed fourth overall in the women's long jump with a personal-best leap of 20-6 1/2 (6.26m) at the West Prelim to earn the No. 9 seed. Her mark ranks second all-time at Iowa.

Miller will also represent the Hawkeyes in the triple jump. She is seeded 19th in the event after a seventh-place finish (41-11 1/2; 12.79m) at the West Prelim. Her personal-best triple jump mark of 42-0 1/2 (12.81m) ranks second all-time at Iowa.



Women's 4X100

2014 WOMEN'S OUTDOOR SEASON BESTS

100 meters	Brittany Brown.....	11.61
100-m hurdles	Kassidy Ellis	15.28
200 meters	Brittany Brown	22.95
400 meters	Elexis Guster	52.77
400-m hurdles	MonTayla Holder	57.81
800 meters	Mahnee Watts	2:08.58
1,500 meters	Shannon Maser.....	4:25.09
3,000 meters	Carolyn Newhouse.....	10:07.57
5,000 meters	Jocelyn Todd	17:58.37
High Jump.....	Khanishah Williams.....	5-9 1/4 (1.76)
Long Jump	Zinnia Miller	20-6 1/2 (6.26)
Triple Jump	Zinnia Miller	42-0 1/2 (12.81)
Shot Put.....	Rachel Curry.....	47-5 (14.45)
Discus	Dakotah Goodell	163-3 (49.76)
Javelin.....	Amanda Stahle.....	148-0 (45.11)
Hammer Throw	Annemie Smith	198-1 (60.38)
Heptathlon	Kassidy Ellis	4,242 points
400-m Relay	Kwaza, Guster, Hernandez, Brown	44.51
1,600-m Relay.....	Guster, Hernandez, Holder, Kwaza ...	3:34.83
Sprint Med. Relay ..	Brown, Kwaza, Guster, Watts	3:51.18
6,400-m Relay.....	Maser, Price, Wilberding, Montuclard.	20:23.27

Bold indicates school record.

THE UNIVERSITY OF IOWA



HAWKEYE TRACK & FIELD



TRACK AND FIELD CONTACT: BRANDEE BRITT

WOMEN'S 4X100

The women's 400-meter relay team of Lake Kwaza, Elexis Guster, MonTayla Holder and Brittany Brown finished eighth at the West Prelim in 44.72. The team is seeded 18th.

The team of Kwaza, Guster, Alexis Hernandez, and Brown broke the school record with a first-place performance (44.51) at the Drake Relays on April 26.

MEN'S 4X100

The men's 400-meter relay team of Tevin-Cee Mincy, O'Shea Wilson, James Harrington, and Keith Brown is seeded 13th following a third-place finish (39.55) at the West Prelim.

The team clocked a season-best time of 39.35 to take the Big Ten Title on May 18. Their time ranks second all-time at Iowa.

QUALIFIERS/EVENT/SCHEDULE (CT)

Babatunde Amosu, Junior (London, England)

- Triple Jump -- Saturday, 2:30 p.m. (trials/finals)

Brittany Brown, Freshman (Upland, Calif.)

- 400-meter relay -- Wednesday, 6:15 p.m. (s); Saturday, 4:10 p.m. (f)
- 200 meters -- Thursday, 6:15 p.m. (s); Saturday, 4:49 p.m. (f)

MonTayla Holder, Sophomore (Indianapolis, Ind.)

- 400-meter relay -- Wednesday, 6:15 p.m. (s); Saturday, 4:10 p.m. (f)
- 400-meter hurdles -- Wednesday, 8:30 p.m. (s); Friday, 6:41 p.m. (f)

Gabe Hull, Junior (Bloomington, Ind.)

- Discus -- Friday, 6 p.m. (trials/finals)

Zinnia Miller, Senior (Abaco, Bahamas)

- Long Jump -- Wednesday, 6:15 p.m. (trials/finals)
- Triple Jump -- Friday, 5:25 p.m. (trials/finals)

Women's 4X100-Meter Relay (Kwaza, Guster, Holder, Brown)

- Wednesday, 6:00 p.m. (s); Saturday, 4:03 p.m. (f)

Men's 4X100-Meter Relay (Mincy, Wilson, Harrington, Brown)

- Wednesday, 6:15 p.m. (s); Saturday, 4:10 p.m. (f)

MEET THE RECORD HOLDERS

Seven Hawkeyes on the 2014 roster share five school records. They include:

Brittany Brown -- 200 meters (22.95)

Annemie Smith -- hammer throw (198-1; 60.38m)

Kwaza, Guster, Hernandez, Brown -- 400-meter relay (44.51)

Guster, Hernandez, Holder, Kwaza -- 1,600-meter relay (3:34.83)

Tevin-Cee Mincy ran the first leg on the school-record-setting 400-meter relay team (39.48).



2014 MEN'S OUTDOOR SEASON BESTS

100 meters	Tevin-Cee Mincy.....	10.46
110-m hurdles	Aaron Mallett.....	13.86
200 meters	O'Shea Wilson	20.82
400 meters	Brennan Davey.....	47.49
400-m hurdles	Aaron Mallett.....	51.78
800 meters	Will Teubel	1:49.77
1,500 meters	Ben Witt	3:52.07
3,000 meters	Anthony Gregorio	8:35.02
5,000 meters	Kevin Lewis	14:02.78
10,000 meters	Kevin Lewis	29:11.04
High Jump.....	Kevin Spejcher	7-2 1/2 (2.20)
Pole Vault	Jack Eckert	15-8 1/4 (4.78)
Long Jump	O'Shea Wilson	25-2 (7.67)
Triple Jump	Babatunde Amosu	52-4 3/4 (15.97)
Shot Put.....	Gabe Hull	59-4 1/4 (18.09)
Discus.....	Gabe Hull	207-1 (63.11)
Hammer Throw	Gabe Hull	173-10 (52.98)
Javelin.....	Sam Joens	210-1 (64.03)
Decathlon	Jack Eckert	6,768 points
400-m Relay.....	Mincy, Wilson, Harrington, Brown.....	39.35
1,600-m Relay.....	VanCleave, Thompson, Mallett, Davey.....	3:10.21
Sprint Med. Relay ..	Harrington, Mallett, Davey, Teubel	3:20.08
Dist. Med. Relay.....	Witt, VanCleave, Prom, Docherty	9:59.69
6,400-Meter Relay ..	Witt, Lewis, Hart, Butler	17:01.65

Bold indicates school record.

2014 NCAA DIVISION I OUTDOOR TRACK & FIELD CHAMPIONSHIPS - UNIVERSITY OF OREGON

Eugene, Oregon

All times noted are Pacific Time (times are subject to change)

WEDNESDAY, JUNE 11

Time	Track Event	Division	Round
4:00 PM	4x100 Relay	Men	Semifinal
4:15 PM	4x100 Relay	Women	Semifinal
4:30 PM	800 Meters	Men	Semifinal
4:45 PM	800 Meters	Women	Semifinal
5:00 PM	400 Meters	Men	Semifinal
5:15 PM	400 Meters	Women	Semifinal
5:30 PM	100 Meters	Men	Semifinal
5:45 PM	100 Meters	Women	Semifinal
6:00 PM	400 Meters	Men	Decathlon
6:15 PM	400 Hurdles	Men	Semifinal
6:30 PM	400 Hurdles	Women	Semifinal
6:45 PM	3000 Steeplechase	Women	Semifinal
7:15 PM	10,000 Meters	Men	Final

Time	Field Event	Division	Round
1:30 PM	Hammer	Women	Trials/Final
4:00 PM	Pole Vault	Men	Final
4:15 PM	Long Jump	Women	Trials/Final
5:15 PM	Javelin	Women	Trials/Final
5:30 PM	Shot Put	Men	Trials/Final

Time	Combined Event	Division	Round
11:30 AM	100 Meters	Men	Decathlon
12:15 PM	Long Jump	Men	Decathlon
1:30 PM	Shot Put	Men	Decathlon
2:45 PM	High Jump	Men	Decathlon
6:00 PM	400 Meters	Men	Decathlon

THURSDAY, JUNE 12

Time	Track Event	Division	Round
4:00 PM	200 Meters	Men	Semifinal
4:15 PM	200 Meters	Women	Semifinal
4:30 PM	1500 Meters	Men	Semifinal
4:45 PM	1500 Meters	Women	Semifinal
5:05 PM	110 Hurdles	Men	Semifinal
5:20 PM	100 Hurdles	Women	Semifinal
5:35 PM	3000 Steeplechase	Men	Semifinal
6:05 PM	200 Meters	Women	Heptathlon
6:20 PM	4x400 Relay	Men	Semifinal
6:40 PM	4x400 Relay	Women	Semifinal
7:00 PM	1500 Meters	Men	Decathlon
7:15 PM	10,000 Meters	Women	Final

Time	Field Event	Division	Round
1:30 PM	Hammer	Men	Trials/Final
2:00 PM	Discus	Women	Trials/Final
4:30 PM	Long Jump	Men	Trials/Final

Time	Combined Event	Division	Round
11:00 AM	110 Hurdles	Men	Decathlon
12:00 PM	Discus	Men	Decathlon
2:00 PM	Pole Vault	Men	Decathlon
4:30 PM	Javelin	Men	Decathlon
7:00 PM	1500 Meters	Men	Decathlon

1:00 PM	100 Hurdles	Women	Heptathlon
2:00 PM	High Jump	Women	Heptathlon
4:30 PM	Shot Put	Women	Heptathlon
6:05 PM	200 Meters	Women	Heptathlon

FRIDAY, JUNE 13

Time	Track Event	Division	Round
4:33 PM	400 Hurdles	Men	Final
4:41 PM	400 Hurdles	Women	Final
4:50 PM	800 Meters	Women	Heptathlon
5:00 PM	100 Meters	Men	Final
5:07 PM	100 Meters	Women	Final
5:15 PM	800 Meters	Men	Final
5:25 PM	800 Meters	Women	Final
5:35 PM	3000 Steeplechase	Women	Final
5:50 PM	400 Meters	Men	Final
6:00 PM	400 Meters	Women	Final
6:10 PM	5000 Meters	Men	Final

Time	Field Event	Division	Round
3:15 PM	Pole Vault	Women	Final
3:20 PM	High Jump	Men	Final
3:25 PM	Triple Jump	Women	Trials/Final
4:00 PM	Discus	Men	Trials/Final

Time	Combined Event	Division	Round
12:30 PM	Long Jump	Women	Heptathlon
1:45 PM	Javelin	Women	Heptathlon
4:50 PM	800 Meters	Women	Heptathlon

SATURDAY, JUNE 14


Time	Track Event	Division	Round
2:03 PM	4x100 Relay	Men	Final
2:10 PM	4x100 Relay	Women	Final
2:18 PM	1500 Meters	Men	Final
2:29 PM	1500 Meters	Women	Final
2:42 PM	200 Meters	Men	Final
2:49 PM	200 Meters	Women	Final
2:57 PM	3000 Steeplechase	Men	Final
3:12 PM	110 Hurdles	Men	Final
3:19 PM	100 Hurdles	Women	Final
3:24 PM	5000 Meters	Women	Final
3:47 PM	4x400 Relay	Men	Final
3:55 PM	4x400 Relay	Women	Final

Time	Field Event	Division	Round
12:30 PM	Triple Jump	Men	Trials/Final
12:35 PM	Javelin	Men	Trials/Final
12:45 PM	High Jump	Women	Final
1:00 PM	Shot Put	Women	Trials/Final



2014 OUTDOOR TRACK & FIELD CHAMPIONSHIPS
 DIVISION I • EUGENE, OREGON

OUTDOOR ALL-TIME TOP 10 PERFORMERS



Jeremy Allen



Justin Austin



Matt Byers




Troy Doris



Jeffery Herron



Gabe Hull



Deacon Jones

100 Meters


1. Justin Austin, 2011.....	10.21
2. George Page, 1996.....	10.25
3. Anthuan Maybank, 1994.....	10.31
Tim Dwight, 1997.....	10.31
Josh Larney, 2013.....	10.31
6. Bob Lawson, 1976.....	10.36
7. Robert Smith, 1984.....	10.39
8. Curtis Chang, 1987.....	10.40
9. Jeff Patrick, 1983.....	10.41
Tim Dodge, 2002.....	10.41

110-Meter High Hurdles

1. Pat McGhee, 1989.....	13.50
2. Dion Trowers, 1996.....	13.62
3. Ronnie McCoy, 1985.....	13.66
4. Ethan Holmes, 2011.....	13.73
5. Jordan Mullen, 2013.....	13.76
6. Aaron Mallett, 2014.....	13.86
7. James Armstrong, 1991.....	13.89
8. Dan Davis, 2012.....	14.01
9. Doug Jones, 1986.....	14.06
10. Chris Williams, 1983.....	14.24

200 Meters

1. Justin Austin, 2011.....	20.31
2. Jeff Patrick, 1983.....	20.47
3. Anthuan Maybank, 1994.....	20.55
4. Andre Morris, 1995.....	20.64
5. George Page, 1996.....	20.67
6. Terrence Duckett, 1982.....	20.74
7. Tim Dodge, 2002.....	20.78
8. Bashir Yamini, 1999.....	20.82
O'Shea Wilson, 2014.....	20.82
10. Dennis Kohl, 1966.....	20.84



Todd Wigginton



Arno van der Westhuizen

400 Meters

1. Anthuan Maybank, 1993.....	44.99
2. Andre Morris, 1995.....	45.15
3. Mike Mondane, 1967.....	45.20
4. Steven Willey, 2010.....	45.78
5. Gary Hollingsworth.....	46.30
6. Harold Leonard, 1986.....	46.45
7. Tony Branch, 1999.....	46.60
8. Prince Riley, 2007.....	46.61
9. George Page, 1996.....	46.66
10. Dick Eisenlauer, 1973.....	46.74
Terrence Duckett, 1983.....	46.74
Patrick Richards, 2010.....	46.74

400-Meter Hurdles

1. Pat McGhee, 1988.....	48.83
2. Monte Raymond, 1998.....	50.09
3. Ray Varner, 2010.....	50.24
4. Paul Steele, 1989.....	50.45
5. Russell Peterson, 2001.....	50.50
6. Ethan Holmes, 2013.....	50.51
7. Adam Kunkel, 2001.....	50.73
8. Jon Reimer, 1967.....	50.94
9. Gary Falls, 1991.....	51.08
10. D'Juan Richardson, 2011.....	51.12

800 Meters

1. Erik Sowinski, 2012.....	1:45.90
2. Bill Frazier, 1962.....	1:47.64
3. D'Juan Strozier, 1990.....	1:47.82
4. Adam Hairston, 2009.....	1:48.53
5. Michael Layne, 1999.....	1:49.61
6. Bill Thiesen, 1985.....	1:49.74
7. Will Teubel, 2014.....	1:49.77
8. Ryan Weir, 2013.....	1:50.01
9. Andy Wiese, 1985.....	1:50.22
10. Paul Chepkwony, 1984.....	1:50.36

1,500 Meters

1. Jeff Thode, 2010.....	3:43.02
2. Joel Moeller, 1978.....	3:44.01
3. Jim Docherty, 1978.....	3:44.30
4. Dan Waters, 1986.....	3:46.35
5. Kevin Herd, 1994.....	3:46.64
6. John Clark, 1977.....	3:46.84
7. Ted Wheeler, 1956.....	3:48.24
8. Nick Holmes, 2012.....	3:49.53
9. Jesse Luciano, 2007.....	3:49.99
10. Micah VanDenend, 2007.....	3:50.20


3,000-Meter Steeplechase

1. Deacon Jones, 1956.....	8:47.40
2. Steve Pershing, 1978.....	8:54.59
3. Andy Morris, 2000.....	8:56.21
4. Matt Gerard, 1994.....	8:57.01
5. Andy Napier, 2008.....	8:57.54
6. Rollie Kitt, 1967.....	9:02.90
7. Al Greene, 1985.....	9:02.96
8. Tony Rakaric, 2005.....	9:03.29
9. Mark Battista, 2010.....	9:04.60
10. Sean Gale, 1993.....	9:08.00


5,000 Meters

1. Micah VanDenend, 2007.....	13:49.31
2. Larry Wiczorek, 1968.....	13:56.00
3. Kevin Herd, 1993.....	13:59.00
4. Stetson Steele, 2000.....	14:02.76
5. Kevin Lewis, 2014.....	14:02.78
6. Eric MacTaggart, 2005.....	14:04.79
7. Dan Haut, 2006.....	14:07.30
8. Jesse Luciano, 2010.....	14:08.71
9. Matt Esche, 2006.....	14:12.07
10. Jeff Thode, 2011.....	14:12.40


OUTDOOR ALL-TIME TOP 10 PERFORMERS



Anthuan Maybank



Pat McGhee



Kyle Reid



Erik Sowinski



Stetson Steele



Jeff Thode



Micah VanDenend

10,000 Meters

1. Stetson Steele, 200028:44.47
2. Eric MacTaggart, 2006.....28:50.23
3. **Kevin Lewis, 2014.....29:11.04**
4. Nick Nordheim, 200229:44.71
5. Trent Corey, 200229:45.25
6. Chad Schwitters, 199929:56.00
7. Nick Holmes, 201030:02.31
8. Dan Haut, 200630:03.08
9. Kevin Herd, 1994.....30:05.21
10. Paul Sarris, 200130:08.40

Decathlon

1. **Kyle Reid, 2013 7,203 pts**
2. Dan Rolling, 2010 6,957 pts
3. Scott Faber, 2000 6,839 pts
4. Ryan Niver, 2008 6,837 pts
5. **Jack Eckert, 2012..... 6,813 pts**
6. Chad Ohly, 1994..... 6,641 pts
7. Gary Kostrubala, 1984..... 6,498 pts
8. Frank Prill, 2008 6,381 pts
9. Jacob Drewry, 1994..... 5,820 pts

High Jump

1. Jeffery Herron, 2012..... 7-4 1/4 (2.24)
2. Bill Hansen, 1978 7-4 (2.23)
Bill Knoedel, 1975..... 7-4 (2.23)
4. **Kevin Spejcher, 2014..... 7-2 1/2 (2.20)**
5. M. Cunningham, 1986 7-1 (2.16)
Kenneth Lansing, 1988..... 7-1 (2.16)
7. Pat Meade, 1987 7-0 1/4 (2.14)
8. Graham Valdes, 2012..... 6-11 3/4 (2.12)
9. Peter Hlavin, 1979 6-11 (2.11)
Scott Hudek, 1993 6-11 (2.11)
Jeremy Petsche, 2008..... 6-11 (2.11)
Brandon Oest, 2012 6-11 (2.11)

Pole Vault

1. Todd Wigginton, 1984..... 17-0 (5.18)
2. Chad Ohly, 1994..... 16-8 3/4 (5.10)
Kyle Reid, 2013 16-8 3/4 (5.10)
4. Curt Broek, 1978 16-8 (5.08)
5. Phil Wertman, 1971 16-7 (5.05)
Kelly Scott, 1988..... 16-7 (5.05)
7. John Teffer, 1972 16-2 (4.93)
8. Alex Zona, 2009 16-0 3/4 (4.90)
9. Steve Brewer, 1983 16-0 (4.88)
Doug Pennino, 1985..... 16-0 (4.88)

Long Jump

1. Anthuan Maybank, 1993.....27-1 (8.25)
2. Bashir Yamini, 1997.....26-8 1/4 (8.13)
3. Paul Jones, 1989.....25-10 1/4 (7.88)
4. Darren Smith, 199125-9 3/4 (7.86)
5. Quinn Early, 198625-7 1/4 (7.80)
6. Ed Gordon, 193125-4 3/8 (7.68)
7. **O'Shea Wilson, 2014 25-2 (7.67)**
8. Matty Gorman, 2006.....25-1 1/4 (7.65)
9. Ronnie McCoy, 198525-0 (7.62)
10. Jeffery Herron, 2010.....24-9 (7.54)

Triple Jump

1. Troy Doris, 2012 54-8 (16.66)
2. Paul Jones, 1990.....53-9 (16.38)
3. **Babatunde Amosu, 2014 ... 52-4 3/4 (15.97)**
4. **Klyvens Delaunay, 2013 52-2 1/2 (15.91)**
5. Gordon Finch, 1988..... 50-9 1/4 (15.47)
6. Mike Lacy, 1984..... 50-5 (15.36)
7. Pat Miller, 1985..... 49-8 1/2 (15.25)
8. Matty Gorman, 2008..... 49-2 1/2 (15.00)
9. Owen Gill, 1982 49-1 (14.96)
10. Josh Bean, 2010..... 48-10 3/4 (14.90)

Shot Put

1. Jeremy Allen, 2001 63-2 3/4 (19.27)
2. Ken Kemeny, 2005 62-3 (18.97)
3. Shane Maier, 2006 62-2 1/4 (18.95)
4. Andy Banse, 2005 61-11 1/2 (18.88)
5. John Hickey, 2008 61-9 1/2 (18.83)
6. Chris Gambol, 1987..... 60-0 1/2 (18.30)
7. A.J. Curtis, 2008 59-8 1/4 (18.19)
8. **Gabe Hull, 2014..... 59-4 1/4 (18.90)**
9. A. van der Westhuizen, 2000 58-8 3/4 (17.90)
10. Ryan Lamparek, 2010 58-4 (17.78)

Discus

1. **Gabe Hull, 2014.....207-1 (63.11)**
2. A.J. Curtis, 2007 202-11 (61.84)
3. Gary Kostrubala, 1986.....202-4 (61.68)
4. Jeremy Allen, 2001 195-4 (59.54)
5. Tim Brodersen, 2005 193-6 (58.98)
6. Brad Daufeldt, 2004..... 185-0 (56.40)
7. Nick Brayton, 2009 180-11 (55.15)
8. Andy Banse, 2005 180-0 (54.86)
9. Eric Rothwell, 2004..... 179-7 (54.73)
10. Shane Maier, 2008 178-7 (54.43)

Hammer

1. A. van der Westhuizen, 2001 222-11 (67.94)
2. Adam Hamilton, 2007222-2 (67.73)
3. Jim Costello, 2002217-7 (66.32)
4. Brad Daufeldt, 2004.....207-10 (63.34)
5. Chris Voller, 2005206-0 (62.80)
6. Matt Banse, 2012 201-11 (61.55)
7. Jeremy Allen, 2001 199-0 (60.66)
8. Ben Stancombe, 2011 197-6 (60.20)
9. Ryan Jordan, 2007 184-6 (56.23)
10. Ryan Lamparek, 2010 181-7 (55.35)

Javelin

1. Matt Byers, 2011.....245-8 (74.89)
2. Bill Neumann, 2002244-8 (74.58)
3. Dan Ralph, 2000.....227-10 (69.44)
4. Zach Schimp, 2010..... 211-0 (64.32)
5. **Sam Joens, 2014.....210-1 (64.03)**
6. Kale Katt, 2007204-0 (62.17)
7. Joel Storm, 2004203-5 (62.01)
8. Matt Stank, 2001 199-0 (60.66)
9. **Jack Eckert, 2012..... 187-0 (57.01)**
10. Kyle Reid, 2013182-10 (55.73)

OUTDOOR ALL-TIME TOP 10 PERFORMERS



Kineke Alexander



Meghan Armstrong



Danielle Berndt



Brittany Brown



Nan Doak



Aisha James



Tiffany Johnson

100 Meters

1. Vivien McKenzie, 1985	11.45
2. Davera Taylor, 1984	11.51
3. Erica Broomfield, 1998	11.53
4. Lake Kwaza, 2013	11.56
5. Jiselle Providence, 2001	11.57
6. Tanja Reid, 1994	11.60
Peaches Roach, 2005	11.60
8. Brittany Brown, 2014	11.61
9. Yolanda Hobbs, 1995	11.62
10. Elanie Jones, 1985	11.69

100-Meter Hurdles

1. Tiffany Johnson, 2007	13.20
2. Karessa Farley, 2009	13.53
3. C. Prendergast, 1999	13.60
Paula Ruen, 2000	13.60
5. Sarah Steffen, 2002	13.65
6. Ruqayya Raheem, 1998	13.90
7. Brenda Calhoun, 1984	13.94
8. Wynsome Cole, 1997	14.10
9. Kimberly Stanford, 2008	14.11
10. Renee White, 2008	14.20

200 Meters

1. Brittany Brown, 2014	22.95
2. Shellene Williams, 2004	23.50
3. Kineke Alexander, 2006	23.58
4. Davera Taylor, 1984	23.59
5. Vivien McKenzie, 1985	23.61
6. Yolanda Hobbs, 1995	23.65
7. Erin Jones, 2012	23.71
8. Rhonda Kaye Trusty, 2010	23.74
9. Tanja Reid, 1995	23.75
10. Elanie Jones, 1983	23.84
Lake Kwaza, 2014	23.84

400 Meters

1. Kineke Alexander, 2006	51.35
2. Shellene Williams, 2004	51.94
3. Ashley Liverpool, 2012	52.47
4. Ellen Grant, 1996	52.65
5. Elexis Guster, 2014	52.77
6. Senta Hawkins, 1988	54.01
Bethany Praska, 2011	54.01
8. Marlene Poole, 1994	54.03
9. Elaine Jones, 1983	54.40
10. Nicole Charles, 2001	54.48

400-Meter Hurdles

1. Mary Knoblauch, 1981	56.16
2. Wynsome Cole, 1998	56.67
3. MonTayla Holder, 2014	57.81
4. Chris Davenport, 1981	59.18
5. Hannah Simonson, 2012	59.54
6. Sarah Steffen, 2002	59.59
7. Tiffany Hendricks, 2011	59.63
8. Nicole Erickson, 2012	59.77
9. Beverly Powell, 1991	59.96
10. Kelsey Quinn, 2012	59.99

800 Meters

1. Bethany Praska, 2011	2:03.78
2. Kay Stormo, 1982	2:05.67
3. Michelle Lahann, 2004	2:06.79
4. Aisha Hume, 2005	2:08.50
5. Mahnee Watts, 2014	2:08.58
6. Adrienne Alexia, 2013	2:08.61
7. Jeanne Kruckeberg, 1987	2:08.75
8. Kaitlyn Nelson, 2013	2:08.83
9. Katharina Trost, 2014	2:09.11
10. Ann Pare, 1997	2:09.25

1,500 Meters

1. Meghan Armstrong, 2006	4:17.41
2. Betsy Flood, 2010	4:17.75
3. Jeanne Kruckeberg, 1989	4:19.71
4. McKenzie Melander, 2012	4:20.22
5. Lauren Hardesty, 2009	4:20.40
6. Diane Nukuri, 2007	4:20.95
7. Penny O'Brien, 1985	4:21.43
8. Kay Stormo, 1982	4:22.24
9. Michelle Lahann, 2004	4:24.00
10. Shannon Stanley, 2006	4:25.08

3,000 Meters

1. Diane Nukuri, 2008	9:18.82
2. Penny O'Brien, 1985	9:20.61
3. McKenzie Melander, 2012	9:21.59
4. Betsy Flood, 2010	9:22.63
5. Nan Doak, 1985	9:23.04
6. Tracy Dahl, 1992	9:23.53
7. Meghan Armstrong, 2006	9:28.03
8. Brooke Eilers, 2011	9:30.08
9. Jeanne Kruckeberg, 1989	9:30.69
10. Jennifer Brower, 1992	9:34.59

3,000-Meter Steeplechase

1. Danielle Berndt, 2011	10:26.54
2. Jessica Schmidt, 2008	10:27.18
3. Sarah Arens, 2004	10:34.50
4. Hannah Roeder, 2011	10:35.22
5. Kelsey Hart, 2011	10:47.56
6. Katie Ellis, 2010	11:02.62
7. Michelle Lahann, 2003	11:16.21
8. Becca Thompson, 2003	11:19.50

5,000 Meters

1. Nan Doak, 1985	15:45.84
2. McKenzie Melander, 2012	15:57.13
3. Diane Nukuri, 2008	15:59.39
4. Betsy Flood, 2011	16:04.46
5. Meghan Armstrong, 2008	16:08.83
6. Brooke Eilers, 2011	16:11.86
7. Mareike Schrulle, 2013	16:12.66
8. Jenny Spangler, 1983	16:17.21
9. Tracy Dahl, 1992	16:18.77
10. Racheal Marchand, 2008	16:27.02



Majesty Tutson



Lisa Van Steenwyk



Renee White

OUTDOOR ALL-TIME TOP 10 PERFORMERS



Diane Nukuri



Tammilee Kerr



Vivien McKenzie



Bethany Praska



Alana Redfern



Peaches Roach



Annemie Smith

10,000 Meters

1. Diane Nukuri, 2008.....33:17.01
2. Jennifer Brower, 199133:23.38
3. Meghan Armstrong, 200833:28.00
4. Nan Doak, 1985.....33:33.03
5. Jenny Spangler, 1983.....33:39.24
6. Racheal Marchand, 200834:05.87
7. McKenzie Melander, 201234:29.83
8. Tracy Dahl, 199234:30.09
9. Betsy Flood, 2011.....35:05.10
10. Nikki Chapple, 200435:06.35

Heptathlon

1. Tammilee Kerr, 2008 5,633 pts
2. Kathy Gillespie, 1983.....5,262 pts
3. Tiff Pedersen, 20044,976 pts
4. Janet Adams, 1981.....4,855 pts
5. **Sarah Ryan, 2012..... 4,819 pts**
6. Ruqayya Raheem, 19974,665 pts
7. Angela Chadwick, 1993.....4,493 pts
8. **Kassidy Ellis, 2014 4,242 pts**
9. Missy Miller, 2010.....4,227 pts
10. Angie Hensel, 20044,073 pts

High Jump

1. Peaches Roach, 2006 6-1 1/4 (1.86)
2. Mary Mol, 1983..... 6-0 (1.83)
3. **Khanishah Williams, 2013.... 5-11 1/4 (1.81)**
4. Caleigh Bacchus, 2010..... 5-10 (1.78)
5. Lynn McMillan, 1988..... 5-9 1/4 (1.76)
6. Kacey Childs, 2001..... 5-8 1/2 (1.74)
7. Kristi Dinkla, 1985..... 5-8 (1.73)
- Becky Kaza, 1995..... 5-8 (1.73)
- Eve Cullinan, 2003 5-8 (1.73)
10. **Zinnia Miller, 2012..... 5-7 1/4 (1.71)**
- Madison Rouw, 2014 5-7 1/4 (1.71)**

Pole Vault

1. Jessie Strand, 2003 12-10 1/4 (3.92)
2. Sarah Burgett, 2006 12-1 3/4 (3.70)
3. Kirsten Weismantle, 2011..... 12-0 (3.66)
4. Katie Truedson, 2010 11-5 1/4 (3.49)
5. Gina Shannon, 2001..... 11-2 1/4 (3.41)
6. Brittany Holst, 2013 11-1 (3.38)
7. Kacey Childs, 2000..... 8-0 1/2 (2.45)

Long Jump

1. Aisha James, 2003 22-3 (6.78)
2. **Zinnia Miller, 2014..... 20-6 1/2 (6.26)**
3. Renee White, 2008..... 20-3 3/4 (6.19)
4. **Carisa Leacock, 2014 19-11 3/4 (6.09)**
5. Becki Borg, 1988 19-7 1/4 (5.97)
6. Lisa Moats, 1986 19-6 (5.95)
7. Tammilee Kerr, 2008 19-4 1/4 (5.90)
8. Yolanda Hobbs, 1993 19-2 1/2 (5.85)
9. **Sarah Ryan, 2014 19-1 1/2 (5.83)**
10. Jane Dunlevy, 1977 18-6 (5.64)

Triple Jump

1. Renee White, 2008..... 43-10 3/4 (13.36)
2. **Zinnia Miller, 2014..... 42-0 1/2(12.81)**
3. Tiffany Johnson, 2007 41-8 3/4 (12.72)
4. **Carisa Leacock, 2012 40-10 1/2 (12.46)**
5. Becki Borg, 1988 40-7 1/2 (12.38)
6. Lynn McMillan, 1988..... 39-6 1/2 (12.05)
7. Lynn, 1998..... 39-0 (11.88)
8. Kacey Childs, 2001..... 37-8 (11.48)
9. Becca Franklin, 2004..... 36-10 1/2 (11.24)
10. Janna Houtz, 1984 33-10 1/2 (10.32)

Shot Put

1. Lisa Van Steenwyk, 1992 50-8 (15.44)
2. Gail Smith, 1984 50-3 1/4 (15.32)
3. Denise Taylor, 1992 50-1 3/4 (15.28)
4. Kamesha Marshall, 2005..... 48-6 3/4 (14.80)
5. Laura Kriener, 1990 48-2 1/2 (14.69)
6. Jennifer Gilson, 2002..... 47-10 (14.58)
7. **Rachel Curry, 2013..... 47-9 1/4 (14.56)**
8. Jennifer Moon, 2000 47-5 1/4 (14.46)
9. **Courtney Fritz, 2014 46-6 1/4 (14.18)**
10. Mandy Chandler, 2006 46-0 (14.02)

Discus

1. Majesty Tutson, 2013 181-1 (55.19)
2. **Dakotah Goodell, 2014 169-4 (51.62)**
3. Tiffany Medenwaldt, 2010 161-3 (49.16)
4. Denise Taylor, 1992 160-5 (48.90)
5. **Amanda Stahle, 2014..... 159-3 (48.54)**
6. Lisa Van Steenwyk, 1991 159-1 (48.50)
7. Gail Smith, 1983 158-2 (48.22)
8. **Ashlyn Gulvas, 2011..... 154-11 (47.23)**
9. **Courtney Fritz, 2012 154-1 (46.96)**
10. Kamesha Marshall, 2005..... 152-11 (46.62)

Javelin

1. Alana Redfern, 2003..... 181-5 (55.30)
2. Tammilee Kerr, 2008 163-5 (49.81)
3. Mandy Beck, 1999..... 153-4 (46.74)
4. Terri Soldan, 1983 152-6 1/4 (46.48)
5. Shani Renning, 1990 152-3 (46.40)
6. Clara Simon, 1981 149-9 (45.64)
7. Janet Adams, 1984..... 148-7 (45.28)
8. **Amanda Stahle, 2014..... 148-0 (45.11)**
9. **Dakotah Goodell, 2014 146-8 (44.72)**
10. **Allison Gattone, 2013 138-8 (42.27)**

Hammer Throw

1. **Annemie Smith, 2014 198-1 (60.38)**
2. **Jasmine Simpson, 2013 197-7 (60.23)**
3. Becca Franklin, 2007 195-0 (59.45)
4. **Ashlyn Gulvas, 2014..... 192-9 (58.75)**
5. Kelsey Taylor, 2011..... 177-0 (53.95)
6. Tiffany Medenwaldt, 2010 171-11 (52.40)
7. Erin O'Hern, 2008 168-9 (51.45)
8. Chelsea Colpitts, 2013 162-5 (49.51)
9. Kerri Blackstone, 1999 161-10 (49.32)
10. Majesty Tutson, 2013 161-5 (49.20)

MEN'S OUTDOOR ALL-TIME TOP 10 RELAYS

400-Meter Relay

1.	Mincy , Austin, E. Holmes, Larney, 2013	39.31
2.	Mincy, Wilson, Harrington, Brown, 2014	39.35
3.	Beecham, Duckett, Greer, R. Smith, 1984	39.48
4.	Mullen, Austin, E. Holmes, Larney, 2013	39.66
5.	Page, Davis, Rozell, Morris, 1996	39.73
	Brown, Harrington, Mincy, Wilson, 2014	39.73
7.	Mincy , Sayon, Chaney, Jr., Austin, 2011	39.86
8.	Richardson, Sayon, Chaney, Jr., Bee, 2009	39.94
9.	Felix, Branch, Dodge, Yamini, 1999	39.96
10.	Beecham, Duckett, Greer, Patrick, 1983	39.99
	Mincy, Wilson, Thompson, Harrington, 2014	39.99

Shuttle Hurdle Relay

1.	McGhee, Armstrong, Falls, Stelle, 1989	57.80
2.	Wigginton, Jones, Lacey, McCoy, 1985	59.77
3.	1975	1:05.20

800-Meter Relay

1.	Richardson, Sayon, Richards, Chaney, Jr., 2009	1:24.85
2.	Austin, Brown , Larney, VanCleave , 2013	1:25.60
3.	Barclay, McCalister, Jensen, Elliott, 1979	1:26.39
4.	Thomas, Balkrishnan, Patterson, Freidrich 1991	1:28.38
5.	Balkrishnan, Patterson, Thomas, Freidrich, 1991	1:29.04

1.600-Meter Relay

1.	Morris, Davis, Page, Rozell, 1995	3:03.11
2.	Branch, Dwight, Dodge, Yamini, 1999	3:03.29
3.	Ferree, Frazier, Mondane, Reimer, 1967	3:04.10
4.	Rozell, Morris, Davis, Yamini, 1996	3:04.71
5.	Willey, Barton, Richards, Sowinski, 2010	3:05.61
6.	Willey, Richards, Sowinski, Barton, 2011	3:05.64
7.	Richards, Davey , E. Holmes, Sowsinski, 2012	3:05.77
8.	Cameron, Williams, McGhee, McCoy, 1985	3:06.00
9.	Rozell, Davis, Dwight, Raymond, 1997	3:06.06
	Dodge, Kunkel, Coleman, Peterson, 2001	3:06.06

Sprint Medley Relay

1.	McCorkle, Jones, Chung, Strozier, 1990	3:15.64
2.	Sayon, Austin, Willey, Sowinski, 2011	3:16.18
3.	Richards, Larney, Davey , Sowinski, 2012	3:17.25
4.	Richardson, Richards, Willey, Sowinski, 2010	3:17.74
5.	Armstrong, Thomas, Maybank, Strozier, 1991	3:18.93
6.	Yamini, Davis, Dodge, Donovan, 1999	3:19.87
7.	Richards, Chaney, Jr., Barton, Hairston, 2009	3:20.05
8.	Harrington, Mallett, Davey, Teubel, 2014	3:20.08
9.	McCorkle, Armstrong, Chung, Strozier, 1990	3:20.43
10.	Dodge, Yamini, Branch, Donovan, 1999	3:20.83

3.200 Meter Relay

1.	Schum, Christensen, Steffen, Criswell, 1971	7:18.60
1.	Hairston, Prom , Thode, Sowinski, 2011	7:23.77
2.	Corrigan, Blackman, Strozier, Chambers, 1989	7:29.00
3.	Willey, Braff, Sowinski, Hairston, 2009	7:33.08
4.	Tweedy, Gajewski, Linden, O'Hollearn, 2005	7:33.12
5.	Cunningham, Tweedy, S. Allen, Thomas, 2001	7:34.12
6.	Long, Tweedy, Dziubski, O'Hollearn, 2004	7:35.10
7.	1999	7:36.43
8.	Prom , Slaymaker, Wheeler, Weir, 2012	7:38.15
9.	1986	7:40.18
10.	Novotny, Holtkamp, Rerko, Feeldy, 1995	7:44.68

Distance Medley Relay

1.	Pershing, Moeller, Slack, Docherty, 1978	9:39.94
2.	Kuczvara, Barton, Hairston, Thode, 2011	9:41.37
3.	N. Holmes, Van Cleave , Sowinski, Thode, 2012	9:41.59
4.	Young, Barton, Kuczvara, Luciano, 2010	9:42.97
5.	Prom , Davey, Weir, Witt , 2013	9:53.83
6.	Theisen, Williams, Wiesa, Waters, 1985	9:54.04
7.	Wilfong , Slaymaker, Teubel , Witt , 2013	9:54.05
8.	Luciano, Pierre, Hairston, VanDenend, 2007	9:54.07
9.	VanDenend, Riley, O'Hollearn, Rakaric, 2006	9:54.97
10.	Feeldy, Eischeid, Novotny, Peters, 1996	9:55.71

6.400 Meter Relay

1.	Pershing, Fuller, Moeller, Docherty, 1978	16:27.70
2.	Rakaric, Webster, MacTaggart, VanDenend, 2006	16:55.43
3.	Paul, Kadlec, Thode, Luciano, 2010	17:01.46
4.	Witt, Lewis, Hart, Butler, 2014	17:01.65
5.	N. Holmes, Witt , Thode, Lewis , 2012	17:02.26
6.	Thomas, Allen, Rakaric, Lloyd, 2003	17:06.27
7.	Pittman, Novotny, Feeldy, Marquardt, 1995	17:12.49
8.	Bakker, Feeldy, Peters, Pittman, 1996	17:13.10
9.	Allen, Trainor, McDermott, Esche, 2002	17:14.53
10.	Kadlec, E. MacTaggart, Paul, Marchese, 2009	17:17.63

WOMEN'S OUTDOOR ALL-TIME TOP 10 RELAYS

400-Meter Relay

1.	Kwaza, Guster, Hernandez, Brown, 2014	44.51
2.	Kwaza, Guster, Holder, Brown, 2014	44.62
3.	Poole, Reid, Floyd, Hobbs, 1994	44.63
4.	Charles, Williams, Providence, James, 2003	44.71
5.	Floyd, Hobbs, Poole, Reid, 1994	44.80
6.	Fouchè, Williams, Providence, James, 2003.....	45.02
7.	Alexander, Granger, Johnson, Roach, 2006.....	45.11
8.	Johnson, Roach, Clarke, Trusty, 2007	45.21
9.	Brown, Holder, Guster, Kwaza, 2014	45.30
	Johnson, Alexander, Granger, Roach, 2005	45.30

Shuttle Hurdle Relay

1.	Prendergast, Cole, Raheem, Ruen, 1998	56.44
2.	Cole, Prendergast, Raheem, Ruen, 1998	56.54
3.	Raheem, Prendergast, Cole, Ruen, 1998	57.53

800-Meter Relay

1.	Hobbs, Reid, Floyd, Poole, 1994	1:35.69
2.	Roach, McCalla, Alexander, Johnson, 2006.....	1:36.19
3.	Williams, Charles, Fouchè, Providence, 2003.....	1:37.49
4.	Herrmann, McCalla, Raymond, Roach, 2004.....	1:37.66
5.	Charles, Dixon, Knight, Prendergast, 2002	1:38.15
6.	Trusty, Hendricks, Graham, Erickson, 2009	1:38.79
7.	Prendergast, Dixon, Knight, Providence, 2001.....	1:38.73
8.	Dixon, Knight, Prendergast, Providence, 2001.....	1:38.93
9.	Dixon, Providence, Knight, Charles, 2001.....	1:39.68
10.	Underwood, Bynoe, Raheem, Wynter, 1997	1:39.72

1,600-Meter Relay

1.	Guster, Hernandez, Holder, Kwaza, 2014	3:34.83
2.	Praska, Hendricks, Liverpool, Erickson, 2011	3:35.93
3.	Guster, Watts, Hernandez, Kwaza, 2014	3:36.09
4.	Hume, Charles, Steffen, Williams, 2003.....	3:36.26
5.	Kwaza, Guster, Hernandez, Holder, 2014	3:36.40
6.	Praska, Hendricks, Erickson, Liverpool, 2011	3:36.51
7.	Simsonson, Liverpool, Erickson, Sack, 2012	3:37.57
8.	Guster, Watts, Holder, Kwaza, 2014	3:37.73
9.	Guster, Holder, Hernandez, Kwaza, 2014	3:37.95
10.	McCalla, Granger, Alexander, Johnson, 2006	3:38.36

Sprint Medley Relay

1.	Jones, Hendricks, Liverpool, Praska, 2011.....	3:48.63
2.	Brown, Kwaza, Guster, Watts, 2014	3:51.18
3.	Kwaza, R. Moore, Holder, Alexia, 2013	3:54.51
4.	Trusty, R. Moore, Hendricks, Praska, 2010	3:56.53
5.	Reid, Philip, Hobbs, Benning, 1995.....	3:56.54
6.	Roach, Alexander, McCalla, Stanley, 2005.....	3:56.99
7.	Kwaza, R. Moore, Alexia, Nelson, 2013	3:58.72
8.	Clarke, Graham, Jones, Poncé, 2007	3:59.34
9.	Underwood, Clarke, Philip, Benning, 1995.....	3:59.75
10.	Jones, R. Moore, Erickson, Alexia , 2012.....	4:00.19

3,200-Meter Relay

1.	Suppelsa, Wodek, Kruckeberg, Schneckloth, 1987.....	8:46.45
2.	Lahann, Stanley, Hume, Barber, 2004.....	8:48.87
3.	Schneckloth, Roberts, Hawkins, Kruckeberg, 1989	8:49.38
4.	Flood, Dlh, L. Hardesty, Docherty, 2009	8:53.91
5.	Armstrong, Stanley, Laney, Hume, 2005	8:54.27
6.	O'Brien, Camarigg, Williams, Stormo, 1981	8:54.36
7.	Flood, Melander, Praska, Hardesty, 2010.....	8:54.45
8.	Drapcho, Schlader, Williams, Stormo, 1980	8:56.14
9.	Drapcho, Mitchell, Schlader, Stormo, 1979	8:57.24
10.	Lahann, Hume, Thompson, Barber, 2003.....	9:02.58

Distance Medley Relay

1.	Hoskins, Powell, Schneckloth, Kruckeberg, 1989	11:22.18
2.	Armstrong, Alexander, Poncé, Stanley, 2007	11:25.05
3.	Stanley, McCalla, Hume, Armstrong, 2005	11:34.04
4.	Barber, Williams, Hume, Arens, 2004	11:34.56
5.	Thompson, Williams, Hume, Arens, 2003	11:39.02
6.	2000.....	11:39.83
7.	Schrulle, Erickson, Placzek , Eilers, 2012.....	11:40.57
8.	Davenport, xx, xx, xx, 1981	11:41.44
9.	Pare, Grant, Benning, Gilchrist, 1997	11:41.92
10.	Dlh, Erickson, Docherty, Anderson, 2010.....	11:43.06

6,400-Meter Relay

1.	Flood, Melander, A. Hardesty, L. Hardesty, 2010	19:05.63
2.	Nukuri, Marchand, Henize, Armstrong, 2008.....	19:15.42
3.	Flood, Laesch, Ranegar, Melander, 2012.....	19:16.73
4.	Flood, Eilers, Melander, L. Hardesty, 2011	19:17.52
5.	Flood, Melander, A. Hardesty, Eilers, 2009.....	19:36.43
6.	Scott, Gordon , Schrulle, Gambrell, 2013	19:41.15
7.	Maser, Price, Wilberding, Montuclard, 2014	20:23.27
8.	Chapple, Laney, Donlon, Sokol, 2005	20:39.12
9.	Arens, Barber, Butler, Roberts, 2001.....	20:40.89
10.	Benning, Boland, Fleck, Coleman, 1995	20:43.07