

Nov. 14, 2005

Maryland-Eastern Shore at Iowa

Carver-Hawkeye Arena

Iowa Hawkeyes (0-0)

							Pts.	Reb.	FG%	FT%
44	Greg Brunner	F	6-7	240	Sr.	Charles City, IA (Charles City)	14.7	8.3	.512	.690
34	Erek Hansen	C	6-11	215	Sr.	Bedford, TX (Kirkwood, IA CC)	4.8	2.7	.441	.722
1	Adam Haluska	G	6-5	210	Jr.	Carroll, IA (Carroll)	14.2	4.0	.478	.808
2	Jeff Horner	G	6-3	185	Sr.	Mason City, IA (Mason City)	14.0	4.5	.407	.787
35	Mike Henderson	G	6-2	190	Jr.	Waterloo, IA (East)	4.9	2.1	.410	.656

Maryland-Eastern Shore (0-0)

42	Tim Parham	F	6-9	240	Sr.	Chicago, IL (Ellsworth CC)	11.4	8.6	.470	.553
44	Antonio McMillion	F	6-5	210	Jr.	Randallstown, MD (Colby CC)	0.0	0.0	.000	.000
1	Qavotstaraj Waddell	C	6-11	240	Fr.	Norfol, VA (Coastal Christian Academy)	0.0	0.0	.000	.000
5	Ed Tyson	G	6-3	205	Fr.	Baltimore, MD (Wallbrook)	0.0	0.0	.000	.000
10	Jesse Brooks	G	6-1	170	Fr.	Severn, MD (Notre Dame Prep)	0.0	0.0	.000	.000

THE SETTING

Iowa (0-0) hosts Maryland-Eastern Shore (0-0) Monday, Nov. 14, opening the 2005-06 basketball season in the first round of the Guardians Classic. Game time is 7:35 p.m. in Carver-Hawkeye Arena (15,500). The Iowa contest will follow a 5:05 p.m. contest between Colgate and Utah Valley State. Plenty of tickets remain for both nights of the event.

The Monday night winners will meet at 7:35 Tuesday evening in the second round. There will also be a consolation contest at 5:05 p.m. Tuesday.

ON THE AIR

Radio: Iowa games are broadcast on the Hawkeye Radio Network. Gary Dolphin handles the play-by-play with color commentator Bob Hansen.

Television: ESPN Regional will carry the game to a network of stations that includes KGAN Cedar Rapids, KDSM Des Moines, WBQD Quad Cities and cable systems in Mason City, Sioux City and Omaha/Council Bluffs. Larry Morgan and Mac McCausland will call the action.

IOWA HISTORY

Iowa has played 2,343 games since beginning basketball in 1902. Overall Iowa's record is 1,396-947 (.596). That includes an 871-306 (.740) record in home games, a 525-641 (.450) record in games away from Iowa City, a 664-653 (.504) mark in Big Ten games and a 277-80 (.776) record in Carver-Hawkeye Arena.

IOWA IN SEASON OPENING GAMES

Iowa has won 27 consecutive season-opening games, dating back to 1978, when it lost a road game to start the season. The Hawkeyes have won 42 straight home openers, dating back to a 62-54 loss to Ohio University to begin the 1962-63 season.

Iowa Coach Steve Alford is 12-1 in 13 season-opening games, including wins in seven straight openers. Alford's Iowa teams have recorded a win in all six season-opening games.

IN THE RANKINGS

Iowa is ranked 20th in the ESPN/USA Today coaches poll and the Associated Press rankings. This marks the first time the Hawkeyes have opened the season in the top 25 since 2001-02. Iowa, that season, was eighth in the first coaches poll and ninth in the Associated Press rankings.

2005-06 Schedule

Nov. 3	Brock Univ. (exb.)	W	97-36
Nov. 9	Wartburg (exb.)	W	75-48
* Nov. 14	MD-Eastern Shore, 7:35 pm		
* Nov. 15	Colgate/Utah Valley St., TBA		
& Nov. 20	Guardians Classic, TBA		
& Nov. 21	Guardians Classic, TBA		
Nov. 26	Texas-San Antonio, 12:05 pm		
Nov. 30	North Carolina State, 8:35 pm		
+ Dec. 2	Fairfield, 8:11 pm		
+ Dec. 3	Tulane/Valparaiso, TBA		
Dec. 6	at Northern Iowa, 7:05 pm		
Dec. 9	at Iowa State, 7:05 pm		
Dec. 17	Arizona State, 7:05 pm		
Dec. 20	Drake, 7:05 pm		
Dec. 22	Robert Morris, 7:05 pm		
Dec. 30	at Saint Louis, 7:05 pm		
Jan. 5	at Wisconsin, 7:05 pm		
Jan. 7	Illinois, 1:05 pm		
Jan. 14	at Penn State, 11:17 am		
Jan. 18	Minnesota, 7:05 pm		
Jan. 21	at Michigan State, 11:05 am		
Jan. 24	Indiana, 8:05 pm		
Jan. 28	Ohio State, 7:05 pm		
Feb. 1	at Purdue, 6:05 pm		
Feb. 4	Michigan, 4:10 pm		
Feb. 8	at Northwestern, 7:05 pm		
Feb. 11	at Indiana, 11:05 am		
Feb. 14	Michigan State, 8:05 pm		
Feb. 18	at Minnesota, 3:35 pm		
Feb. 25	at Illinois, 5:05 pm		
Mar. 1	Penn State, 7:05 pm		
Mar. 4	Wisconsin, 11:05/3:35		
Mar. 9-12	Big Ten Tournament		

* - - Guardians Classic, Iowa City, IA
 & - - Guardians Classic, Kansas City, MO
 + - - Hawkeye Challenge

All times listed are Central Time

Coach Steve Alford

Steve Alford (pronounced ALL-ford) is in his seventh season as the head coach at the University of Iowa and his 15th season as a college head coach. Alford holds a career record of 266-160 (.624), including a 110-83 (.570) record at Iowa, a 78-29 (.729) record in four seasons (1992-95) at Div. III Manchester College and a four-year record (1996-99) of 78-48 (.619) at Southwest Missouri State. Alford ranks fifth among Iowa's head basketball coaches in career wins and he is 41-55 (.427) in Big Ten games. Alford is 8-6 in the NCAA Tournament (3-3 in Division I and 5-3 in Division III) and 2-4 in the NIT. His record in the Big Ten Tournament is 10-5 in six seasons. Iowa won the tournament in 2001, returned to the title game in 2002 and just missed the championship game in 2005.



Alford led Iowa into the second round of the 2001 NCAA Tournament in his second season and the Hawkeyes returned to the NCAA Tournament in 2005. Iowa advanced to the NIT in 2002, 2003 and 2004.

Alford led Southwest Missouri State to the NCAA Sweet 16 in 1999 and in 1995 Manchester advanced to the NCAA championship game before suffering its first defeat of the season.

Alford is a 1987 graduate of Indiana, where he led the Hoosiers to the 1987 NCAA title. Alford was a member of the 1984 U. S. Olympic team that earned the Gold Medal and he was the 26th player selected in the NBA Draft following his senior season. Alford played four seasons in the NBA before beginning his coaching career.

At Indiana, Alford started 120 of 125 games in four seasons. He served as team captain in 1987 when the Hoosiers were 30-4. Steve concluded his college career as Indiana's all-time scoring leader with 2,438 points and he holds the Indiana record for career steals with 178. He was a consensus first team All-American and the Big Ten MVP as a senior.

Alford is a member of the Manchester College M Association Hall of Fame and the Indiana University Athletics Hall of Fame. In 2001 he was named one of the "Top 50 Athletes" in the history of the state of Indiana and was selected as a member of the 15-man Indiana University all-Century team. In 2004 he was one of five players selected to ESPN's Big Ten Conference Silver Anniversary team.

Alford is 1-0 vs. Maryland-Eastern Shore and has not faced Hawk Coach Larry Lessett.

IOWA OPPONENTS RANKED

Seven teams on Iowa's 2005-06 schedule are in the initial rankings, including all three regional hosts in the Guardians Classic. Texas is ranked second by the AP and third by the coaches, Michigan State fourth by the AP and fifth by the coaches, Kentucky ninth and 10th, West Virginia 14th and 15th, Illinois 17th in both, Indiana 23rd and 22nd and Iowa State 25th and 23rd.

Iowa Quick Facts

Location:	Iowa City, IA
Founded:	1847
Enrollment:	29,697
President:	David Skorton
Athletic Director:	Bob Bowlsby
Conference:	Big Ten
Home Arena:	Carver-Hawkeye (15,500)
All-Time Record:	1,396-947 (.596)
All-Time Big Ten Record:	664-653 (.504)
NCAA Appearances:	21
NCAA Tournament Record:	27-23

Head Coach:	Steve Alford
Record At Iowa:	110-83, .570 (7th season)
Career Record:	266-160, .624 (15th season)
Big Ten Record:	41-55 (.427)
Associate Head Coach:	Craig Neal (Georgia Tech)
Assistant Coaches:	Greg Lansing (South Dakota) Brian Jones (Northern Iowa)
Dir. of Basketball Operations:	Rich Walker (Bowling Green)
Trainer:	John Streif
Sports Information:	Phil Haddy/Steve Roe
Sports Info. Telephone:	319-335-9411
Sports Info. FAX:	319-335-9417
Internet Address:	www.hawkeyesports.com

Additionally, five Hawkeye opponents are listed among teams receiving votes, including North Carolina State, Ohio State, Wisconsin, Michigan and Northern Iowa. The Hawkeyes have a potential 10 games against the seven rated opponents and a total of 16 potential games against all teams which are either ranked or receiving votes.

IOWA IN CARVER-HAWKEYE ARENA

Iowa has compiled a 277-80 (.776) record in Carver-Hawkeye Arena. Iowa is 132-67 (.663) in Big Ten games and 145-13 (.918) in non-Big Ten games. Iowa has drawn over five million fans for men's basketball games since the arena opened in 1983. Iowa has posted a 69-25 (.734) home record under Coach Steve Alford, including a 42-4 (.913) mark in non-conference home games.

UMES COACH LARRY LESSETT

Larry Lessett is in his second year as the head coach at MD-Eastern Shore. Lessett and the Hawks posted a 2-26 mark a year ago. Lessett, a 1983 graduate of Cal State Northridge, is in his second season as a head coach, but he has nearly 30 years of coaching experience from high school through the professional ranks. He coached in the International Basketball Association and was on the staff of the Des Moines Dragons. Along with also serving as a professional scout he has served as an assistant coach at Mercer, De Anza College, Georgia Southwestern, Georgia College, Santa Barbara City College, Western New Mexico, Loyola Marymount and his alma mater, Cal State Northridge.

Lessett has not coached against Iowa or Hawkeye Coach Steve Alford.

Iowa Basketball Roster

No.	Name	Pos.	Ht.	Wt.	Yr.	Hometown (High School)	The Latest Scoop
1	* Adam Haluska	G	6-5	210	Jr.	Carroll, IA (Carroll)	Seven points and 5 assists vs. Wartburg
2	*** Jeff Horner	G	6-3	185	Sr.	Mason City, IA (Mason City)	Seven assists and 3 steals vs. Wartburg
4	* J.R. Angle	G/F	6-7	205	So.	Franklin, IN (Indian Creek)	Seven points and two assists in Blowout
5	* Alex Thompson	F	6-9	215	So.	Ames, IA (Ames)	Five points and 6 rebounds vs. Wartburg
11	Tony Freeman	G	6-1	185	Fr.	Maywood, IL (St. Joseph's)	Six points and four assists vs. Brock
13	* Justin Wieck	F	6-6	185	Sr.	North Liberty, IA (Kirkwood CC)	Two points vs. Wartburg
14	Brett Wessels	G	6-3	190	Fr.	Bettendorf, IA (Bettendorf)	16 ppg and six rebounds as prep senior
15	Dan Bohall	G	6-4	185	Fr.	Sioux City, IA (East)	21.6 ppg and 6.4 rebounds as prep senior
20	Ryan Kennedy	F	6-7	210	Jr.	Des Moines, IA (Roosevelt)	In second year as a walk-on
23	* Doug Thomas	F	6-8	245	Sr.	Pasadena, CA (Southeastern CC)	14 points and eight rebounds vs. Wartburg
25	* Carlton Reed	G	6-4	180	So.	Waterloo, IA (East)	11 points vs. Brock
34	** Ereik Hansen	C	6-11	210	Sr.	Bedford, TX (Kirkwood CC)	Six points and four rebounds vs. Brock
35	** Mike Henderson	G	6-2	190	Jr.	Waterloo, IA (East)	10 points and 2 assists vs. Wartburg
44	*** Greg Brunner	F	6-7	245	Sr.	Charles City, IA (Charles City)	16 points and 6 rebounds vs. Wartburg
52	Kurt Looby	F/C	6-10	210	Jr.	St. John's, Antigua (Tyler, TX CC)	Five rebounds and 4 blocks vs. Brock
53	* Seth Gorney	C	7-0	245	So.	Vandalia, OH (Butler)	Seven points and 5 rebounds vs. Brock

THE GUARDIANS CLASSIC

Iowa City is serving as one of four host sites for the first and second rounds of the Guardians Classic. The other regional sites are the University of Texas in Austin, the University of Kentucky in Lexington and West Virginia University in Morgantown. The semi-final pairings have the Texas regional winner meeting the West Virginia regional winner in the first semi-final, while the Iowa regional winner will meet the Kentucky regional winner in the second semi-final contest. A bracket of the entire tournament is attached.

The semi-finals and finals will be held Monday and Tuesday, Nov. 21-22 in Kansas City, MO. Both semi-final games, along with the title game on Nov. 22, will be televised on ESPN2.

IOWA WINS TWO EXHIBITIONS

Iowa concluded its pre-season schedule with a 75-48 win over Wartburg College Nov. 9. The Hawkeye defense dominated action in the second half as Iowa won the final 20 minutes by a 47-27 margin. Wartburg was held without a field goal for the final eight minutes of the game as Iowa forced 24 turnovers and held the visitors to 29.2% shooting for the night.

Iowa shot 63.3% from the field and had just seven turnovers in the second half. Senior forward Greg Brunner led Iowa with 16 points and six rebounds, while senior forward Doug Thomas came off the bench to add 14 points and eight rebounds. Junior guard Mike Henderson added 10 points and senior guard Jeff Horner added seven assists and three steals.

Iowa used a strong defensive effort and a balanced attack on offense in a 97-36 exhibition win over Brock University of Canada. Iowa held the visitors to 25.5% shooting from the field and forced 30 turnovers, while collecting 19 steals and recording eight blocked shots.

Senior forward Doug Thomas came off the bench to lead Iowa's scoring attack with 17 points. Thomas made 7-8 field goals, 3-3 free throws and added four rebounds in 15 minutes. Senior guard Jeff Horner scored 14 points while col-

lecting six assists and five steals. Sophomore Carlton Reed added 11 points and senior Greg Brunner led the Hawkeyes with 10 rebounds.

IOWA DEFENSIVE IN EXHIBITION WINS

Iowa's defense stole the show as the Hawkeyes won two exhibition games. In those games, Iowa allowed opponents just 42 points per game. The two opponents shot just 27.3% from the field and 29.5% from three-point range. Iowa also registered 31 steals and 13 blocked shots in the two wins.

THE SERIES

Iowa holds a 2-0 series advantage over Maryland-Baltimore County, defeating the Hawks 101-45 in Iowa City on Nov. 23, 1991 and winning 89-59 in Iowa City on Nov. 13, 2001. That contest early in the 2001-02 season also came in the first round of the Guardians Classic in Iowa City.

Iowa is 4-0 all-time vs. current members of the Mid-Eastern Athletic Conference, holding two wins over Maryland-Eastern Shore and single wins over Morgan State and Coppin State.

Iowa holds a 2-0 series advantage over Colgate, with both meetings taking place in Iowa City. The Hawkeyes have never played Utah Valley State.

IOWA IN THE GUARDIANS

Iowa is making its second appearance in the Guardians Classic after placing second in the 2001 event. The Hawkeyes that season defeated Maryland-Eastern Shore (89-59) and Boston University (90-61) in Iowa City. Iowa defeated Memphis 75-71 in the semi-finals before a 78-77 last-second loss to Missouri in the title game.

Along with Missouri, other Guardians Classic champions include Creighton (2002 and 2004) and South Carolina (2003).

IOWA IN TOURNAMENT PLAY

Iowa has fared well while taking part in regular-season tournaments over the past 23 years. In that time Iowa has won the Great Alaska Shootout (1986-87), the Cal-Irvine Anteater Classic (1986-87), the Maui Classic (1987-88), the San Juan Thanksgiving Shootout (1992-93), the San Juan Christmas Shootout (1997-98), the Big Ten Conference Tournament in 2001 and its own invitational 22 times.

In addition, Iowa was runner-up in the 1985-86 Far West Classic, the 1987-88 All-College Tournament, the 1988-89 Chaminade Classic, the 1991-92 Tampa Tribune Holiday Invitational, the 1994-95 Rainbow Classic, the 1995-96 Great Alaska Shootout, the 1999-00 Coaches vs. Cancer Classic, the 2001-02 Guardians Classic, the 2002 Big Ten Conference Tournament and the 2004 Maui Invitational.

ALFORD REACHES 100 HAWKEYE WINS

Coach Steve Alford collected win No. 100 as Iowa's head coach in a 73-63 victory over Air Force on Dec. 28, 2004. Career victory No. 250 came in the 88-53 win over Centenary in early December. His career mark stands at 266-160.

Alford is 110-83 at Iowa, moving into fifth place on the Iowa list for coaching victories.

Iowa's top four coaches in career wins include Tom Davis (269), Lute Olson (168), Rollie Williams (139) and Bucky O'Connor (114). Following is a list of Alford's significant career victories:

No.	Opponent, result	Date
1	Manchester 82, Denison 63	12/29/91
50	Manchester 87, Huntington 63	11/22/94
100	SW MO State 75, NW State 73	12/10/96
150	SW MO State 89, Wichita State 58	1/31/99
200	Iowa 78, Iowa State 53	12/8/01
250	Iowa 88, Centenary 53	12/03/04
256	Iowa 73, Air Force 63 (No. 100 as Iowa's head coach)	12/28/04

CREDENTIAL REQUESTS

If you have not done so already, credential requests for Iowa home games should be made as soon as possible. Please send your written request (e-mail will also suffice) to Phil Haddy, Sports Information Office, 157 Carver-Hawkeye Arena, Iowa City, IA 52242. Phil's e-mail address is phillip-haddy@uiowa.edu and the office fax number is (319) 335-9417.

Credential requests for the first and second rounds of the Guardians Classic in Iowa City should also be addressed to Phil Haddy.

Credential requests for games to be played in Kansas City should be directed to Max Perkins at the Gazelle Group, 475 Wall St., Princeton, NJ, 08540. Perkins can be reached at 609-921-1300. The fax number is 609-921-2332. His e-mail address is mperkins@gazellegroup.com

The deadline for credentials to Kansas City is Friday, Nov. 18 at 11 a.m. CT.

History & Record Book Online

Iowa's History and Record Book, the supplement to the 2005-06 basketball media guide, is available online at hawkeyesports.com, the official website of the University of Iowa athletic department. After opening the Iowa website, click on Men's Basketball on the left side of the page. Once at the basketball site, click on the History and Record Book on the right side of the page under the Stats and More heading. Copies of the History and Record Book are also available through the UI Sports Information office.

EXPERIMENTAL RULES TO BE USED

Three experimental rules were in place during Iowa's exhibition games and will also be used in the Guardians Classic. The experimental rules include the following:

- Moving the three-point line one-foot behind the current three-point line to create a new experimental distance of 20 feet, 9 inches.
- Widening the free throw lane by one foot on each side (Please note that the experimental lane will serve both as the three-second lane and the free throw lane.
- Placing a restricted area arc which is to be three feet from the center of the basket ring.

COMPARING THE STATS (stats from 2005)

	Iowa (21-12)	UMES (2-26)
Scoring	72.9	56.5
Scoring Defense	67.3	79.5
FG%	.459	.377
FG% Defense	.419	.491
FT%	.691	.609
3-PTFG%	.376	.290
3-PTFG% Defense	.349	.356
Rebound Margin	+1.4	-1.3
Assists	15.2	9.7
TO Margin	+0.6	-8.3
Steals Margin	+0.6	-5.8

CAPTAINS NAMED FOR 2006

Iowa's captains are seniors Greg Brunner and Jeff Horner. Brunner, a native of Charles City, has started 32 of 33 games and averaged 14.7 points and 8.3 rebounds last year. He earned second team all-Big Ten honors in 2005 and placed second in the league in rebounding in each of the past two seasons.

Horner, a Mason City native, has started 92 of 93 games over the past three seasons. He has led the team in assists in each of the last three seasons and a year ago averaged 14 points and 4.5 rebounds per game.

THE RETURNING CAST

Iowa returns five starters and 11 lettermen from 2005. The returning starters include three players, Greg Brunner, Adam Haluska and Jeff Horner, who earned all-Big Ten recognition a year ago.

Iowa returns 84.6% of its scoring from 2005, 90.9% of its rebounding, 81.6% of its assists and 78.5% of its steals. Iowa's returning players shot 45.5% from the field, 38.7% from three-point range and 71.9% from the free throw line. The Hawkeyes return their statistical leader from last season in all categories,

BASKETBALL TICKETS AVAILABLE

The following is information on Iowa basketball tickets for this season. Iowa basketball tickets may be purchased in person at the athletic ticket office at the north entrance of Carver-Hawkeye Arena or at the Iowa City/Coralville Convention and Visitors Bureau information desk inside Coral Ridge Mall. Tickets may also be purchased online at www.hawkeyesports.com, or by calling 1-800-IA-HAWKS.

- Season tickets for all home games are available at a cost of \$387
- Season tickets for faculty/staff for all home games are \$313
- Student tickets are \$95
- Single game tickets are available for all home games for \$25
- Single game student tickets are available for home games for \$15
- Fan may purchase an eight-game (\$184) or four-game (\$100) ticket package, selecting the games they wish to attend from a collection of conference and non-conference games pre-determined by the UI.
- Discounted tickets to select home games and earmarked for purchase by groups of 24 or more are also available for purchase. For information about group tickets, fans should call the UI Group Sales Office at (319) 335-9328.

THE HAWKEYE ROSTER

The Iowa roster includes 16 players, including 10 who played prep basketball in the state of Iowa. The squad includes five seniors, four juniors, four sophomores and three freshmen. Along with the 10 Iowans, there is one player from California, Illinois, Indiana, Ohio, Texas and St. John's, Antigua.

1,000 POINT CLUB ADDS MEMBERS

Seniors Jeff Horner and Greg Brunner joined Iowa's 1,000 Point Club a year ago. Horner has scored 1,095 points in three seasons and is the only Iowa player ever to score over 1,000 points, grab over 400 rebounds and distribute over 400 assists. Horner was honorable mention all-Big Ten a year ago.

Brunner has scored 1,035 career points and he has 676 rebounds. Brunner has ranked second in Big Ten rebounding in each of the past two seasons. He was named second team all-Big Ten last season and earned a gold medal at the World University Games this past summer. Brunner is tied for ninth in career blocked shots (84) and is near Iowa's top 10 in career rebounds.

Junior Adam Haluska enters the season with 751 career points after scoring 467 points a year ago.

2005 Big Ten Standings

	Big Ten			All Games		
	W	L	PCT	W	L	PCT
Illinois	15	1	.938	37	2	.949
Michigan State	13	3	.813	26	7	.788
Wisconsin	11	5	.688	15	9	.735
Minnesota	10	6	.625	21	11	.656
Indiana	10	6	.625	15	14	.517
Ohio State	8	8	.500	20	12	.625
Iowa	7	9	.438	21	12	.636
Northwestern	6	10	.375	15	16	.484
Michigan	4	12	.250	13	18	.419
Purdue	3	13	.188	7	21	.250
Penn State	1	15	.063	7	23	.233

Sunday, November 13

Northwestern vs. Lehigh (BCA Invitational)

Monday, November 14

Maryland-Eastern Shore at Iowa (Guardians Classic)

Northwestern at BCA Invitational

Tuesday, November 15

Colgate/Utah Valley St. at Iowa (Guardians Classic)

Northwestern at BCA Invitational

Friday, November 18

South Dakota State at Illinois

Nicholls State at Indiana

Central Michigan at Michigan

North Dakota State at Minnesota

Wisconsin vs. Norfolk State (at Paradise Jam)

Saturday, November 19

Michigan State at Hawaii

Cornell at Penn State

Wofford at Purdue

Wisconsin vs. E. Kentucky (Paradise Jam)

Sunday, November 20

Texas-Pan American at Illinois

Chicago State at Ohio State

IOWA SEEKS SIXTH STRAIGHT WINNING SEASON

Iowa is seeking a sixth straight winning season, a streak that would rank as the second longest in the history of Iowa basketball. Iowa enjoyed seven straight winning seasons from 1950-56. Iowa has had five consecutive winning seasons on four occasions, 1979-83, 1985-89, 1995-99 and 2001-05.

Iowa is one of four Big Ten teams to post a winning season in each of the last five years, joining Illinois, Michigan State and Wisconsin. Iowa advanced to post-season play for the fifth straight season a year ago, returning to the NCAA Tournament.

National Rankings

Rankings of 11/7/05

ESPN/USA Today	Associated Press
1. Duke	1. Duke
2. Connecticut	2. Texas
3. Texas	3. Connecticut
4. Villanova	4. Michigan State
5. Michigan State	5. Villanova
6. Oklahoma	6. Oklahoma
7. Gonzaga	7. Louisville
8. Louisville	8. Gonzaga
9. Arizona	9. Kentucky
10. Kentucky	10. Arizona
11. Boston College	11. Boston College
12. Memphis	12. Memphis
13. Stanford	13. Stanford
14. Alabama	14. West Virginia
15. West Virginia	15. Alabama
16. Syracuse	16. Syracuse
17. Illinois	17. Illinois
18. UCLA	18. Wake Forest
Wake Forest	19. UCLA
20. Iowa	20. Iowa
21. Maryland	21. George Washington
22. Indiana	22. Nevada
23. Iowa State	23. Indiana
24. George Washington	24. Maryland
25. Nevada	25. Iowa State

A total of 52 teams are listed as receiving votes in the initial Associated Press poll, while 51 teams received votes in the first coaches poll.

North Carolina leads all states with five teams receiving votes in both rankings. In the AP poll, Iowa, Texas, California and Ohio are represented by three teams receiving votes.

In the coaches poll, Iowa, Texas, Pennsylvania, Oklahoma, Kentucky and California have three teams listed.

SEVEN STRAIGHT IS IOWA RECORD

Iowa's longest streak of consecutive winning seasons is seven, from 1950 through 1956. Pops Harrison, Bucky O'Connor and Rollie Williams all coached the Hawkeyes during those years. Only a 10-10 record in 1949 kept Iowa from 13 consecutive winning seasons (1944-56).

Harrison coached Iowa to five straight winning seasons from 1944-48, Lute Olson coached Iowa to winning seasons from 1979-83, George Raveling and Tom Davis combined to coach Iowa to winning seasons from 1985-89 and Davis coached Iowa to winning seasons from 1995-99.

IOWA EARNS PRE-SEASON RECOGNITION

The Iowa basketball team has received pre-season recognition heading into the start of the season. Following are some samples of what is being predicted:

Publication	Big Ten	National
Lindy's	2	9th
Athlon's Sports	4	2nd Round, NCAA
Street & Smith's	6	not ranked
Dick Vitale, ESPN.com	---	12th
ESPN.com	---	16th
Blue Ribbon	---	16th
Andy Katz, ESPN.com	---	17th
The Sporting News	---	9th
USA Today/Coaches Poll	---	20th
CBSsportsline.com	---	not ranked

- Senior Jeff Horner is rated the Best Passer in the Big Ten by Street & Smith's and the No. 8 point guard in the nation by Lindy's
- Senior Greg Brunner is rated the Player with the Best Instincts in the Big Ten by Street & Smith's and the No. 14 power forward in the nation by Lindy's
- Senior Erek Hansen is rated the Best Shot Blocker in the Big Ten by Street & Smith's
- Junior Adam Haluska is rated the No. 18 small forward in the nation by Lindy's
- Iowa's front court is rated sixth best in the nation by Lindy's

IOWA ON THE TUBE

Every Iowa game throughout the 2005-06 season will be televised. Iowa will appear on national cable television (ESPN and ESPN2) as many as 11 times. Hawkeye games not selected for national coverage will be televised regionally by ESPN Plus, while several conference games will be televised throughout the Big Ten Conference viewing area as part of the Big Ten regional network agreement with ESPN Plus.

ANOTHER STRONG SCHEDULE

Iowa's non-conference schedule has the Hawkeyes meeting teams from nearly every major conference in the nation. The Hawkeyes will participate in the Guardians Classic to open the season. Regional hosts in the event, along with Iowa, include Kentucky, West Virginia and Texas. The semi-finals and championship games will be held in Kansas City. Iowa's non-conference home schedule is highlighted by games vs. Arizona State of the Pac 10 Conference and North Carolina State of the Atlantic Coast Conference. Iowa will also host Fairfield, Tulane and Valparaiso in the Hawkeye Challenge and Maryland-Eastern Shore, Colgate and Utah Valley State in the first round of the Guardians Classic. Iowa will meet Texas-San Antonio, Drake and Robert Morris in home games as well. Non-conference road games are at Northern Iowa, Iowa State and Saint Louis, along with the Guardians Classic.

Following are pre-season views on some of Iowa's non-conference opponents:

- Kentucky is picked to win the Southeastern Conference and is ranked third nationally by Street & Smith's
- Texas is picked to win the Big 12 and is ranked fifth nationally by Street & Smith's
- Iowa State is picked third in the Big 12 and is ranked 12th nationally by Street & Smith's
- Northern Iowa is picked to win the Missouri Valley by Street & Smith's and advance to the NCAA Sweet 16
- North Carolina State is picked fourth in the Atlantic Coast Conference by Street & Smith's
- West Virginia is picked fifth in the Big East and ranked 22nd nationally by Street & Smith's
- In the Big Ten, Street & Smith's picks Michigan State (8th), Indiana (17th), Michigan (19th) and Illinois (21st) among its top 25
- Iowa opponents in Lindy's top 25 include Michigan State (3rd), Texas (5th), Wisconsin (14th), North Carolina State (15th), Ohio State (16th), West Virginia (17th), Kentucky (19th) and Illinois (22nd). Lindy's has Iowa ninth.
- Iowa opponents in the USA Today/ESPN Coaches Poll include Texas (3rd), Michigan State (5th), Kentucky (10th), Illinois (17th), Indiana (22nd) and Iowa State (23rd). Iowa is 20th.

BRUNNER IS TOP RETURNING REBOUNDER

Senior forward Greg Brunner ranked second in the Big Ten in rebounding in each of the last two seasons. With the leading rebounder not returning last season or this season Brunner is the Big Ten's top returning rebounder for the second straight year.

This marks the fourth time in the last five seasons Iowa has had the top returning rebounder. Reggie Evans led the league in rebounding in 2001 and returned to defend his title in 2002. Jared Reiner led the Big Ten in rebounding in 2003 and returned in 2004.

IOWA'S HAWKEYE CHALLENGE

Iowa's Hawkeye Challenge, Friday and Saturday, Dec. 2-3 in Carver-Hawkeye Arena, features Tulane meeting Valparaiso in Friday's opening game and Iowa hosting Fairfield in the second game. All three teams are taking part in the tournament for the first time, while Fairfield and Tulane are making their first-ever trip to Iowa City and Carver-Hawkeye Arena. Iowa defeated Valparaiso in Iowa City in the first round of the 2003 NIT.

IOWA HOSTS LEAGUE CHALLENGE

For the first time since the 2001 season, Iowa will host a game in the Big Ten/ACC Challenge in Carver-Hawkeye Arena. Iowa returns to the event by hosting North Carolina State Nov. 30 in a game televised by ESPN2. The Hawkeyes hold a 1-3 record in the event. Iowa lost to Maryland in Baltimore in 2000 before defeating Georgia Tech in Iowa City in 2001. Iowa lost to Duke at the United Center in Chicago in 2002 and lost at Florida State in 2003. Iowa did not participate in the Big Ten/ACC Challenge in 2004 and 2005.

Iowa Results on Nov. 14

2 wins, no losses

11/14 (2-0)

1997	*	Chicago State	W	105-60
2001	*	Boston University	W	90-61

* -- at Iowa City

The Hawkeyes have not played North Carolina State since a 102-96 double-overtime loss to the Wolfpack in the second round of the 1989 NCAA Tournament. North Carolina State holds a 3-2 series advantage over Iowa, but the teams have never met in Iowa City.

2005-06 SCHEDULE NOTES

- Iowa's schedule could include as many as 16 games against teams that advanced to post-season play a year ago, including 13 games against teams that were in the NCAA Tournament. That includes two games against Illinois (NCAA), Indiana (NIT), Michigan State (NCAA), Minnesota (NCAA), and Wisconsin (NCAA), single games vs. Arizona State (NIT), Iowa State (NCAA), North Carolina State (NCAA), Northern Iowa (NCAA) and possible games vs. Kentucky, Texas and West Virginia, three teams that were in the NCAA Tournament.
- North Carolina State will be the first team from the Atlantic Coast Conference to play in Carver-Hawkeye Arena since Georgia Tech defeated Iowa 79-78 in the NIT at the conclusion of the 2003 season.
- Arizona State will be the first team from the Pac 10 Conference to play in Carver-Hawkeye Arena since Iowa defeated UCLA 88-71 on Dec. 22, 1990. Iowa's last contest against a Pac 10 team came in the championship game of the Coaches vs. Cancer Classic in 1999-00. Stanford defeated Iowa 72-58 at Madison Square Garden in New York, handing Iowa its first loss under Steve Alford after the Hawkeyes had defeated Connecticut, the top-ranked team in the nation and the defending NCAA champion, in the semi-finals. The Hawkeyes will play a return game in Tempe during the 2006-07 season.
- Valparaiso last visited Iowa City for the first round of the 2003 NIT when Iowa scored a 62-60 win. The Crusaders were coached at the time by Scott Drew, who had taken over for his father, long-time Valparaiso Coach Homer Drew. When Scott left Valpo to take over at Baylor, Homer returned from retirement as the head coach. Bryce Drew, Homer's son and Scott's brother, is in his first season on the Crusader coaching staff.
- Iowa will look for its second straight mythical state title after sweeping Drake, Iowa State and Northern Iowa a year ago. Iowa hosts Drake, and former Hawkeye Coach Tom Davis, but must travel to both Iowa State and Northern Iowa to face teams that were also in the NCAA Tournament a year ago.

IOWA VS. RANKED FOES

Steve Alford has posted an 18-30 record against ranked opponents as Iowa's head coach, including a 3-7 mark in 2005. Iowa, last season, defeated 11th-ranked Louisville (76-71), 13th-ranked Texas (82-80) and 10th-ranked Michigan State (71-69), with losses to 11th-ranked North Carolina (92-106), at No. 1 ranked Illinois (68-73) in overtime, to 10th-ranked Michigan State (64-75) at home, at #20 Wisconsin (72-69), 75-65 to top-ranked Illinois in Iowa City, 59-56 to #22 Wisconsin in the Big Ten Tournament and 64-76 to #23 Cincinnati in the NCAA Tournament.

Alford's Hawkeye teams are 6-12 when playing teams ranked in the top 10, including wins over top-ranked Connecticut (70-68 in 1999-00), second-ranked Missouri (83-65 in 2001-02), fifth-ranked Ohio State (67-64 in 1999-00), seventh-ranked Illinois (78-62 in 2000-01), eighth-ranked Illinois (68-61 in 2002-03) and 10th-ranked Michigan State (71-69 in 2005).

The 12 losses to top 10 teams have been three times to No. 1 (Duke, 2001-02 and Illinois twice in 2004-05), once to third-ranked (Illinois, 2000-01), twice to fourth-ranked (Michigan State, 1999-00 and 2000-01), twice to fifth-ranked (Tennessee, 2000-01 and Missouri, 2001-02), once to ninth-ranked (Kentucky, 2000-01) and three times to 10th-ranked (Michigan State, 2000, Illinois, 2002 and Michigan State, 2005).

In the 48 games against ranked teams, Alford and his Iowa team are 6-9 in home games, 9-10 at neutral sites and 3-11 when playing ranked teams in their home arena.

IOWA VS. RANKED TEAMS

These are Iowa's most recent wins vs. nationally ranked opponents:

At Home: 71-61 over 24th-ranked Purdue, 1/7/04
On the Road: 67-63 over 20th-ranked Tulsa, 12/28/02
Neutral Court: 71-69 over 10th-ranked Michigan State, 3/11/05, in Big Ten Tournament

IOWA'S STATISTICAL COMPARISONS, 2005

	All Games	Big Ten	Home Games	Away Games	IA Wins	IA Losses
Record	21-12	7-9	13-3	8-9	21-0	0-12
Pts	72.9	68.2	73.1	72.8	76.3	67.0
Opp. Pts	67.3	67.2	63.8	70.6	63.5	73.0
FG%	.459	.441	.467	.452	.479	.424
FG Def.	.419	.426	.416	.422	.407	.441
3-PT%	.376	.351	.379	.374	.394	.346
3-pt. Def.	.349	.336	.337	.359	.334	.374
FT%	.691	.696	.713	.670	.682	.709
REB	36.3	34.8	34.9	37.6	36.9	35.3
AST	15.2	13.8	16.6	13.9	17.2	11.6
TO	14.4	14.3	13.7	15.1	14.0	15.2
STL	7.5	7.5	8.4	6.6	8.6	5.6
BLK	5.3	4.3	5.2	5.4	5.5	4.9

Iowa Adds Three Recruits

Iowa has signed three student-athletes who will join the men's basketball program for the 2006-07 season.

Players announcing their plans to attend Iowa include Cyrus Tate, Justin Johnson and Jamie Vanderbeken.

Tate is a 6-8, 240-pound forward attending Northeast Community College in Norfolk, NE. Tate is in his first season at Northeast and will have three years of eligibility at Iowa. In three games this season he is averaging 19 points and eight rebounds per outing.

Tate is a native of Homewood, IL. As a prep senior at Homewood-Flossmoor HS he averaged 15 points and nine rebounds per game.

Johnson is a 6-6, 190-pound guard who attends Tyler Community College in Tyler, TX. He averaged 14.5 points as a freshman and will have two years of eligibility at Iowa. Johnson has started this season on a positive note, averaging 22 points, six rebounds, three assists and four blocked shots per game.

Johnson, a native of Tyler who attended John Tyler HS, received pre-season All-America recognition in the October issue of *Basketball Times*.

Vanderbeken, 6-10, 235, attends Quinte Secondary School in Belleville, Ontario, Canada. As a prep junior he averaged 25 points, 12 rebounds and five blocked shots per game. He played well this past summer at the Nike All-American Camp and the Las Vegas Main Event.

"We feel this is an excellent start to a good recruiting class," said Alford. "We've added size and athleticism. We hope to finish strong during the spring period. It's a plus that two of these three players will join our program with junior college experience."

Along with the three additions, Iowa plans to redshirt forward Kurt Looby, a 6-10 junior who is in his first year with the Iowa program after attending Tyler Community College. Iowa has five seniors on its 2005-06 roster and two scholarships remaining for next season.

FINAL 2005 NOTES

- For the first time ever, Iowa, in 2005, played all four teams that advanced to the Final Four. During the course of the season, Iowa played six games against the Final four teams, posting a 2-4 record. Iowa was the only team in the nation to play all of the Final Four teams, while Iowa and Duke were the only teams to collect two wins against the four teams.
- With 21 wins in 2005, Iowa enjoyed a fifth straight winning season, a streak that matches the second longest consecutive winning seasons streak in Iowa basketball history.

- The 19 wins mark the highest regular season victory total for Iowa under Steve Alford and the most for Iowa since 1998. Iowa won 18 regular season games in 2001 on the way to posting a 23-12 final record.
- As a team, Iowa ranked 15th nationally in blocked shots per game (5.4). Individually, Erek Hansen ranked 19th in blocked shots per game (2.6) and Jeff Horner ranked 27th in assists per game (5.5).
- Several new faces made big contributions throughout the 2004-05 season. The newcomers averaged 23.4 points and 12.3 rebounds per outing. Newcomers contributed 25 points or more in nine games and 15 or more rebounds in 10 games.
- Iowa closed the regular schedule with three straight victories for the first time since 1997. It also marks the first time since 1987 in which Iowa closed the season with three straight wins, when two of the wins were on the road. Iowa had not won its final two road games of the season since 1991 when Iowa won at Indiana and at Northwestern in the final two road games.
- Iowa's back-to-back wins over Louisville and Texas marks the second time Iowa has won consecutive games against ranked opponents under Coach Steve Alford. The Hawkeyes, during the 2002-03 season, defeated 20th-ranked Michigan State 68-64 and eighth-ranked Illinois 68-61.

HAWKEYES SET THREE RECORDS

Iowa set three team records during the course of the 2005 season. The Hawkeyes set a single-game record for free throw percentage (100%) in the first game of the year, making all 20 of their attempts in a win over Western Illinois.

Iowa established a season record with 174 blocked shots and a single game record with 12 blocked shots. The previous season record of 165 blocks was set in 32 games in 1993.

The Hawkeyes had 12 blocks vs. three opponents, including North Carolina, UNC Greensboro and Saint Louis. The previous record of 11 blocked shots was set in an 80-65 win at Drake on Jan. 4, 1993.

IOWA SETS ARENA RECORDS

Also in 2005, Iowa set three Carver-Hawkeye Arena team records. Iowa established a new mark when by shooting 67.5% (27-40) from the field in a win over Air Force. That percentage ranks as the second best ever for an Iowa team in a single game.

The Hawkeyes set a record for free throw accuracy with the 100% (20-20) performance against Western Illinois. Iowa set a new high with the 12 blocked shots in wins over UNC Greensboro and Saint Louis.

Hy-Vee Cy-Hawk Series

Iowa State leads the second annual Hy-Vee Cy-Hawk Series 5-0. Iowa State recorded a 2-1 victory in women's soccer and a 23-3 win in football. The next event is wrestling on Dec. 2 in Ames. Iowa claimed the initial Cy-Hawk Series (13-8) in 2004-05.

A point system will track each institution's performance and will culminate in one institution winning the annual trophy for the Hy-Vee Cy-Hawk Series. Intercollegiate athletic teams from Iowa and Iowa State will square off in head-to-head competition eight different times during the 2005-06 academic year. The competition this season is in men's basketball, women's basketball, wrestling, women's gymnastics (2), women's soccer and softball. Additional points will be available for each school based on successful performance in the classroom by its student-athletes.

Dec. 2	Wrestling	2 points
Dec. 8	W. Basketball	2 points
Dec. 9	M. Basketball	2 points
Jan. 28	W. Gymnastics	2 points
Mar. 17	W. Gymnastics	2 points
TBA	Softball	2 points

Two points for an institution if the student-athlete graduation rate for all student-athletes is greater than the national average for all student-athletes.

HORNER SURPASSES TRIPLE FIGURES, AGAIN

Guard Jeff Horner is the only player in Iowa basketball history to record over 200 points, 100 rebounds and 100 assists in three different seasons. Horner is one of two players to accomplish the feat as a freshman. Following is the list of players who have reached these totals in a single season:

Player, year	Points	Rebounds	Assists
Jeff Horner, 2005	463	148	180
Jeff Horner, 2004	377	155	123
Pierre Pierce, 2004	468	164	107
Jeff Horner, 2003	255	137	140
Pierre Pierce, 2002	248	114	114
Dean Oliver, 1999	357	106	136
Andre Woolridge, 1996	419	103	193
Bill Jones, 1988	442	203	101
Michael Payne, 1985	220	235	102
Bobby Hansen, 1983	476	166	114
Kenny Arnold, 1980	444	114	142

IOWA IN THE NCAA TOURNAMENT

Iowa made its 21st appearance in the NCAA Tournament in 2005, falling to Cincinnati in the opening round at the RCA Dome in Indianapolis. Iowa earned the bid after posting a 21-win season, including wins over Purdue and 10th-ranked Michigan State in the 2005 Big Ten Tournament.

The Hawkeyes hold an overall record of 27-23 in the tournament, advancing to the Final Four in 1955 (fourth), 1956 (second) and 1980 (fourth). Iowa had advanced to at least the second round in its last 10 tournament appearances before last season. Iowa reached the regional championship in 1987 and lost in the regional semi-final in 1988 and 1999.

NO THREE-POINTERS

Since the three-point shot became part of the college game, Iowa has played 14 games in which it has failed to make a three-point attempt. Iowa had made at least one three-point basket in 53 straight games before missing all five attempts in a 71-61 home win over Purdue last season. The five three-point attempts are the fewest attempted by a Steve Alford team at Iowa.

Following is a list of those games, in which Iowa has posted an 11-3 record. During the 1982-83 season, when the three-point shot was first added, the number of three-point attempts in some games is unavailable.

Date	Opponent	3-pt.	Result
1/7/04	Purdue	0-5	W, 71-61
2/13/02	Penn State	0-9	L, 65-71
12/8/92	Northern Iowa	0-5	W, 64-44
12/6/91	Army	0-8	W, 74-39
12/12/88	Jackson State	0-3	W, 86-71
12/19/87	Iowa State	0-7	L, 100-102
2/10/83	Purdue	0-1	W, 55-46
12/29/82	Seton Hall	0	W, 85-63
12/28/82	James Madison	0	W, 55-47
12/18/82	UCLA	0	L, 66-75
12/11/82	Southern Cal	0	W, 66-55
12/8/82	Marquette	0	W, 87-66
12/3/82	Navy	0	W, 76-65
11/27/82	Brigham Young	0	W, 91-80

IOWA INFORMATION ON THE WEB

Iowa basketball information is available on the University of Iowa's web site, hawkeyesports.com. Once you have entered the web site, you may obtain game notes, game stories and box scores from all games throughout the season, plus team and individual cumulative stats and a pdf version of Iowa's History and Record book.

Members of the media who wish to have this information forwarded via e-mail throughout the season may do so by contacting the Iowa Sports Information office with your e-mail address.

HALK TALK WITH STEVE ALFORD

Fans of the University of Iowa basketball program may join Iowa Coach Steve Alford and radio announcer Gary Dolphin each week during the season for the "Hawk Talk with Steve Alford" radio call-in show. The show takes place each week at Carlos O'Kelly's Mexican Café in Iowa City from 7-8:30 p.m. and the dates are Nov. 28; Dec. 5, 8, 12 and 19; Jan. 10, 16, 23 and 30; Feb. 6, 12, 20 and 27; and March 6, 13 and 20.

HIGH SPEED CONNECTIONS

For members of the media who cover Iowa home games on a regular basis, high speed connections are available in Carver-Hawkeye Arena. The cost is \$150 per data port for the entire season, or \$25 per game. If you are interested, or need further information, contact Liz Knight at the University of Iowa ITS office at (319) 335-2920.

WEEKLY NEWS CONFERENCES

Following is a list of dates for basketball press conferences with Coach Steve Alford. They are held in the Press Room at Carver-Hawkeye Arena, beginning at 2:30 p.m. Players are available for interviews at approximately 3 p.m., following the sessions with Coach Alford. Daily practice begins at 3:30 p.m. Here are the news conference dates:

Please be aware that dates and times of the news conferences during finals week and winter break (Dec. 12-Jan. 17) may change due to finals schedule and practice times. Following are the news conference dates:

November	Fri, 18th	Mon, 28th			
December	Thu, 15th	Mon, 19th			
January	Tue, 3rd	Thu, 12th	Tue, 17th	Mon, 23rd	Mon, 30th
February	Mon, 6th	Mon, 13th	Thu, 23rd	Mon, 27th	
March	Mon, 6th				

IN-SEASON TELE-CONFERENCES

Following is a list of tele-conference dates with Coach Steve Alford. Each call will begin at 10:30 a.m. CT. Please call a couple of minutes early and identify yourself to the operator. If you are interested in joining any of the tele-conferences, please contact the Iowa Sports Information office for details. Here are the tele-conference dates:

December	Mon, 5th	Thu, 8th	Wed, 28th
January	Fri, 6th	Fri, 20th	Fri, 27th
February	Fri, 3rd	Fri, 10th	Fri, 17th
March	Fri, 3rd		

Coach Alford will also be available on the Big Ten tele-conference calls, which take place each Monday during the Big Ten season.

BIG TEN TELECONFERENCES

The Big Ten Conference office has scheduled tele-conferences with men's basketball coaches each week during the Big Ten portion of the 2005-06 season. The tele-conferences are held each Monday from 9-11 a.m. CT and are scheduled through March 7. The calls will be available for play-back for 24 hours. Contact the Big Ten office or the Iowa Sports Information office for the tele-conference and play-back phone numbers. Following is the coaches order of appearance:

9:00	Mike Davis, Indiana	10:00	Tom Izzo, Michigan State
9:10	Steve Alford, Iowa	10:10	Bo Ryan, Wisconsin
9:20	Dan Monson, Minnesota	10:20	Tommy Amaker, Michigan
9:30	Bill Carmody, Northwestern	10:30	Thad Matta, Ohio State
9:40	Ed DeChellis, Penn State	10:40	Bruce Weber, Illinois
9:50	Matt Painter, Purdue	10:50	Player of the Week

AFTER THIS

Iowa will meet either Utah Valley State or Colgate in the second round Tuesday evening, with games times set for 5:05 p.m. and 7:35 p.m. The winner of Tuesday's second contest will advance to the Guardians Classic semi-finals, set for Monday, Nov. 21 at Municipal Auditorium in Kansas City.

Current Hawkeyes Among Iowa's Career Leaders

Several current Hawkeye players rank among Iowa's top 10 in several statistical categories. Following are the categories and the players' standing as the 2005-06 season begins:

Three-pt. Field Goals, Season

1.	117	Chris Kingsbury, 1995
2.	92	Luke Recker, 2002
3.	86	Jeff Horner, 2005
4.	74	Kent McCausland, 1998
5.	71	Jeff Moe, 1988
6.	70	Kent McCausland, 1997
7.	65	Jeff Horner, 2004
	65	Dean Oliver, 2001
	65	Chris Kingsbury, 1996
10.	62	B.J. Armstrong, 1988

Three-pt. FG Attempts, Season

1.	297	Chris Kingsbury, 1995
2.	223	Luke Recker, 2002
3.	211	Jeff Horner, 2005
	211	Chris Kingsbury, 1996
5.	179	Dean Oliver, 2001
6.	178	Brody Boyd, 2003
	178	Jeff Moe, 1988
8.	161	Kent McCausland, 1998
9.	159	Brody Boyd, 2004
10.	153	Jeff Horner, 2004

Three-pt. Field Goals, Career

1.	226	Chris Kingsbury, 1994-96
2.	214	Kent McCausland, 1996-99
3.	193	Brody Boyd, 2001-04
4.	192	Jeff Horner, 2003-pr.
5.	161	Dean Oliver, 1998-01
6.	139	Luke Recker, 2001-02
7.	136	B.J. Armstrong, 1986-89
8.	131	Jeff Moe, 1985-88
9.	121	Jim Bartels, 1991-95
10.	113	Jess Settles, 1994-99

Three-pt. Field Goal Attempts, Career

1.	645	Chris Kingsbury, 1994-96
2.	544	Brody Boyd, 2001-04
3.	512	Jeff Horner, 2003-pr.
4.	472	Kent McCausland, 1996-99
5.	465	Dean Oliver, 1998-01
6.	374	James Moses, 1989-92
7.	332	Luke Recker, 2001-02
8.	324	Jim Bartels, 1991-95
9.	321	Jess Settles, 1994-99
10.	314	Jeff Moe, 1985-88

Assists, Season

1.	193	Andre Woolridge (6.0 avg.), 1996
2.	192	Andre Woolridge (6.0 avg.), 1997
3.	191	Cal Wulfsberg (6.6 avg.), 1976
4.	190	Andre Woolridge (5.8 avg.), 1995
5.	180	Jeff Horner (5.5 avg.), 2005
6.	173	B.J. Armstrong (5.4 avg.), 1989
7.	168	Dean Oliver (5.3 avg.), 2001
8.	163	Ronnie Lester (6.0 avg.), 1978
9.	155	B.J. Armstrong (4.6 avg.), 1988
10.	148	B.J. Armstrong (4.2 avg.), 1987

Assists, Career

1.	575	Andre Woolridge (5.9 avg.), 1995-97
2.	561	Dean Oliver (4.5 avg.), 1998-01
3.	517	B.J. Armstrong (4.0 avg.), 1986-89
4.	480	Ronnie Lester (4.8 avg.), 1977-80
5.	443	Jeff Horner (4.8 avg.), 2003-pr.
6.	358	Mon'ter Glasper (2.9 avg.), 1993-96
7.	352	Kenny Arnold (3.2 avg.), 1979-82
8.	339	Andre Banks (2.9 avg.), 1983-86
9.	335	Kevin Boyle (2.8 avg.), 1979-82
10.	325	Steve Carfino (2.8 avg.), 1981-84

Single-Season Blocked Shots

1.	121	Acie Earl (4.0 avg.), 1992
2.	106	Acie Earl (3.3 avg.), 1991
3.	88	Acie Earl (2.8 avg.), 1993
4.	83	Erek Hansen (2.6), 2005
5.	79	Greg Stokes (2.5 avg.), 1983
6.	62	Greg Stokes (1.9 avg.), 1985
7.	58	Greg Stokes (2.1 avg.), 1984
8.	52	Michael Payne (1.7 avg.), 1983
9.	50	Acie Earl (1.8 avg.), 1990
10.	41	Ryan Bowen (1.3 avg.), 1998

Career Blocked Shots

1.	365	Acie Earl (3.1 avg.), 1990-93
2.	229	Greg Stokes (1.9 avg.), 1982-85
3.	124	Ryan Bowen (1.0 avg.), 1995-98
4.	123	Erek Hansen (2.3 avg.), 2004-pr.
5.	120	Michael Payne (1.0 avg.), 1982-85
6.	92	Glen Worley (0.7 avg.), 2001-04
	92	J.R. Koch (0.7 avg.), 1996-99
8.	90	Jared Reiner (0.8 avg.), 2001-04
9.	84	Greg Brunner (0.9 avg.), 2003-pr.
	84	Guy Rucker (0.9 avg.), 1997-99

Career Rebounds

1.	914	Kevin Kunnert (12.7 avg.), 1971-73
2.	877	Ed Horton (6.6 avg.), 1986-89
3.	857	Michael Payne (7.3 avg.), 1982-85
4.	852	Bruce King (10.7 avg.), 1975-77
5.	811	Acie Earl (7.0 avg.), 1990-93
6.	807	Greg Stokes (6.7 avg.), 1982-85
7.	804	Ryan Bowen (6.7 avg.), 1995-98
8.	794	Reggie Evans (11.5 avg.), 2001-02
9.	784	Don Nelson (10.9 avg.), 1960-62
10.	747	Jess Settles (6.4 avg.), 1994-99
	676	Greg Brunner (7.3 avg.), 2003-present

Steals

1.	208	Ryan Bowen (1.7 avg.), 1995-98
2.	205	Dean Oliver (1.6 avg.), 1998-01
3.	200	Kenyon Murray (1.6 avg.), 1993-96
4.	183	Roy Marble (1.4 avg.), 1986-89
5.	182	Steve Carfino (1.6 avg.), 1981-84
6.	178	B.J. Armstrong (1.4 avg.), 1986-89
7.	155	Jim Bartels (1.6 avg.), 1991-95
8.	154	Mon'ter Glasper (1.3 avg.), 1993-96
9.	144	Jess Settles (1.4 avg.), 1994-99
10.	143	Brody Boyd (1.1 avg.), 2001-04
	125	Jeff Horner (1.3 avg.), 2003-present

**4 - - J.R. Angle, G, 6-7, 205, So., Franklin, IN (Indian Creek HS)*

- Saw action in 11 games as a freshman, with no starts
- Seven points and two assists in Blowout
- Two points against Cincinnati in NCAA Tournament
- Two points and two rebounds in win vs. Centenary
- Two rebounds in win at Drake
- Three points vs. North Carolina
- Three points and one rebound in win over Western Illinois



Angle, Game-by-Game

Opp.	S	FG	3-PT	FT	O-D/RE	PF	TP	A	T	B	S	M
MD-E. Shore												
Guardians												
Guardians												
Guardians												
TX-San Ant.												
NC State												
Fairfield												
Tulane/Valpo												
at No. Iowa												
at IA State												
AZ State												
Drake												
Rob. Morris												
at St. Louis												
at Wisconsin												
Illinois												
at Penn State												
Minnesota												
at Mich. St.												
Indiana												
Ohio State												
at Purdue												
Michigan												
at N'western												
at Indiana												
Mich. St.												
at Minn.												
at Illinois												
Penn State												
Wisconsin												

Career Bests

Points:	3, twice, last vs. North Carolina, 11/24/04
Rebounds:	2, twice, last vs. Centenary, 12/3/04
FGM:	1, twice, last vs. Centenary, 12/3/04
FGA:	2, twice, last vs. Centenary, 12/3/04
FTM:	
FTA:	
Assists:	1 vs. Centenary, 12/3/04
Steals:	
Blocks:	
Minutes:	5, twice, last at Penn State, 2/26/05

Career Statistics

YEAR	G/GS	FG-A	PCT	3-PT	PCT	FT-A	PCT	O-D-RB	AVG	PF-DI	AS	TO	BK	ST	PTS	AVG
Fresh.	11/0	4-11	.364	2-5	.400	0-0	.000	1-5-6	0.5	2-0	1	6	0	0	10	0.9

*****44 - - Greg Brunner, F, 6-7, 245, Sr., Charles City, IA (Charles City HS)**

- Game-high 16 points and six rebounds in exhibition win vs. Wartburg
- Seven points and game-high 10 rebounds in exhibition win vs. Brock University
- One of 12 members of USA's 2005 World University Games team that won gold medal with perfect 8-0 record
- Ranked second on team in rebounding at World University Game with 5.8 average, and also averaged 4.1 points per game
- Ranks 37th on Iowa's career scoring list with 1,035 points
- Tied for ninth in career blocked shots with 84
- Second team all-Big Ten in 2005
- Academic all-Big Ten in 2004 & 2005
- Named to USBWA all-District team
- Played in all 33 games in 2005, with 32 starts, averaging 14.7 points and team-best 8.3 rebounds



Brunner, Game-by-Game

Opp.	S	FG	3-PT	FT	O-D/RE	PF	TP	A	T	B	S	M
MD-E. Shore												
Guardians												
Guardians												
Guardians												
TX-San Ant.												
NC State												
Fairfield												
Tulane/Valpo												
at No. Iowa												
at IA State												
AZ State												
Drake												
Rob. Morris												
at St. Louis												
at Wisconsin												
Illinois												
at Penn State												
Minnesota												
at Mich. St.												
Indiana												
Ohio State												
at Purdue												
Michigan												
at N'western												
at Indiana												
Mich. St.												
at Minn.												
at Illinois												
Penn State												
Wisconsin												

Career Bests


Points:	28 vs. Northwestern, 1/26/05
Rebounds:	14, twice, last at Penn State, 2/26/05
FGM:	12 at Wisconsin, 2/9/05
FGA:	21 at Wisconsin, 2/9/05
FTM:	9 at Michigan, 3/5/05
FTA:	15 at Michigan, 3/5/05
Assists:	5, twice, last vs. W. Carolina, 12/18/04
Steals:	3, four times, last at Minnesota, 2/23/05
Blocks:	4 vs. Michigan, 3/12/04
Minutes:	45 at Indiana, 2/7/04

Career Statistics

YEAR	G/GS	FG-A	PCT	3-PT	PCT	FTA	PCT	O-D-RB	AVG	PF-DI	AS	TO	BK	ST	PTS	AVG
Fresh.	31/23	91-173	.526	7-32	.219	45-77	.584	55-107-162	5.2	78-2	46	52	20	23	234	7.5
Soph.	29/26	123-224	.549	6-17	.353	64-115	.557	80-159-239	8.2	81-3	44	54	32	20	316	10.9
Jun.	33/32	175-342	.512	17-48	.354	118-171	.690	90-185-275	8.3	100-5	62	80	32	38	485	14.7
Career	93/81	389-739	.526	30-97	.309	227-363	.625	225-451-676	7.3	259-10	152	186	84	81	1,035	11.1

***53 - - Seth Gorney, C, 7-0, 245, So., Vandalia, OH (Butler HS)**

- Seven points and five rebounds in exhibition win vs. Brock University
- Saw action in 21 games in 2005, with no starts
- Four points and five rebounds in Blowout
- Five points, one assist and one steal in win over Ohio State
- Six points (3-3 FGs) and two rebounds in win at Penn State
- Two points and three rebounds in win over Northwestern
- Career-high five rebounds in win vs. Minnesota



Gorney, Game-by-Game

Opp.	S	FG	3-PT	FT	O-D/RE	PF	TP	A	T	B	S	M
MD-E. Shore												
Guardians												
Guardians												
Guardians												
TX-San Ant.												
NC State												
Fairfield												
Tulane/Valpo												
at No. Iowa												
at IA State												
AZ State												
Drake												
Rob. Morris												
at St. Louis												
at Wisconsin												
Illinois												
at Penn State												
Minnesota												
at Mich. St.												
Indiana												
Ohio State												
at Purdue												
Michigan												
at N'western												
at Indiana												
Mich. St.												
at Minn.												
at Illinois												
Penn State												
Wisconsin												

Career Bests

Points:	6 at Penn State, 2/26/05
Rebounds:	5 vs. Minnesota, 1/15/05
FGM:	3 at Penn State, 2/26/05
FGA:	3 at Penn State, 2/26/05
FTM:	1 vs. Centenary, 12/3/04
FTA:	2 vs. Centenary, 12/3/04
Assists:	1, three times, last at Michigan, 3/5/05
Steals:	1, five times, lasts vs. Ohio State, 3/2/05
Blocks:	1 vs. North Carolina, 11/24/04
Minutes:	12 at Penn State, 2/26/05

Career Statistics

YEAR	G/GS	FG-A	PCT	3-PT	PCT	FTA	PCT	O-D-RB	AVG	PF-DI	AS	TO	BK	ST	PTS	AVG
Fresh.	21/0	5-7	.714	0-0	.000	4-7	.571	8-14-22	1.0	15-0	3	5	1	5	14	0.7

**1 - - Adam Haluska, G, 6-5, 210, Jr., Carroll, IA (Carroll HS)*

- Seven points, four rebounds and four assists in exhibition win vs. Wartburg
- Five points and two rebounds in exhibition win vs. Brock University
- Honorable mention all-Big Ten in 2005
- Named to CoSIDA District VII academic all-America team
- Academic all-Big Ten in 2005
- Started all 33 games in 2005, averaging 14.7 points and four rebounds



Haluska, Game-by-Game

Opp.	S	FG	3-PT	FT	O-D/RE	PF	TP	A	T	B	S	M
MD-E. Shore												
Guardians												
Guardians												
Guardians												
TX-San Ant.												
NC State												
Fairfield												
Tulane/Valpo												
at No. Iowa												
at IA State												
AZ State												
Drake												
Rob. Morris												
at St. Louis												
at Wisconsin												
Illinois												
at Penn State												
Minnesota												
at Mich. St.												
Indiana												
Ohio State												
at Purdue												
Michigan												
at N'western												
at Indiana												
Mich. St.												
at Minn.												
at Illinois												
Penn State												
Wisconsin												

Career Bests

Points:	24 vs. Michigan State, 2/5/05
Rebounds:	11 vs. Arkansas-Pine Bluff, 12/8/02
FGM:	10 at Penn State, 2/26/05
FGA:	16 vs. Michigan State, 2/5/05
FTM:	11 vs. North Carolina, 11/24/04
FTA:	13 vs. North Carolina, 11/24/04
Assists:	5, twice, last vs. Purdue, 3/10/05
Steals:	4 vs. Northwestern, 2/15/05
Blocks:	2, three times, last at Minnesota, 2/23/05
Minutes:	40 vs. Kansas State, 2/22/03

Career Statistics

YEAR	G/GS	FG-A	PCT	3-PT	PCT	FTA	PCT	O-D-RB	AVG	PF-DI	AS	TO	BK	ST	PTS	AVG
Fresh.	31/31	103-259	.398	40-119	.336	38-50	.760	21-91-112	3.6	83-2	30	39	13	23	284	9.2
Soph.	33/33	152-318	.478	58-149	.389	105-130	.808	25-106-131	4.0	75-3	52	46	9	35	467	14.2
Career	64/64	255-577	.442	98-268	.366	143-180	.794	46-197-243	3.8	158-5	82	85	22	58	751	11.7

****34 - - Ereik Hansen, C, 6-11, 220, Sr., Bedford, TX (Kirkwood, IA CC)**

- Four points, three rebounds and three blocks in exhibition win vs. Wartburg
- Six points, four rebounds, two blocks and two steals in exhibition win vs. Brock University
- Ranks fourth in career blocked shots with 123
- 83 blocked shots in 2005 ranks fourth best for a single season
- Led Big Ten in blocked shots (2.6) for all games and ranked third in conference games only (1.9)
- Played in 32 games in 2005, with 28 starts



Hansen, Game-by-Game

Opp.	S	FG	3-PT	FT	O-D/RE	PF	TP	A	T	B	S	M
MD-E. Shore												
Guardians												
Guardians												
Guardians												
TX-San Ant.												
NC State												
Fairfield												
Tulane/Valpo												
at No. Iowa												
at IA State												
AZ State												
Drake												
Rob. Morris												
at St. Louis												
at Wisconsin												
Illinois												
at Penn State												
Minnesota												
at Mich. St.												
Indiana												
Ohio State												
at Purdue												
Michigan												
at N'western												
at Indiana												
Mich. St.												
at Minn.												
at Illinois												
Penn State												
Wisconsin												

Career Bests

Points:	14 vs. Northern Iowa, 12/7/04
Rebounds:	7 at Northwestern, 3/3/04
FGM:	6 vs. Northern Iowa, 12/7/04
FGA:	10, twice, last vs. W. Carolina, 12/18/04
FTM:	4, twice, last vs. Michigan State, 2/5/05
FTA:	4, four times, last vs. Michigan State, 2/5/05
Assists:	2, six times, last vs. Wisconsin, 2/9/05
Steals:	2 vs. Michigan State, 2/5/05
Blocks:	7, twice, last vs. Saint Louis, 12/31/04
Minutes:	30 vs. Northern Iowa, 12/7/04

Career Statistics

YEAR	G/GS	FG-A	PCT	3-PT	PCT	FTA	PCT	O-D-RB	AVG	PF-DI	AS	TO	BK	ST	PTS	AVG
Soph.	22/0	22-53	.415	0-0	.000	2-8	.250	18-28-46	2.1	43-1	7	16	40	2	46	2.1
Jun.	32/28	56-127	.441	3-6	.500	39-54	.722	40-45-85	2.7	107-6	18	36	83	14	154	4.8
Career	54/29	78-180	.433	3-6	.500	41-62	.661	58-73-131	2.4	150-7	25	52	123	16	200	3.7

****35 - - Mike Henderson, G, 6-2, 190, Jr., Waterloo, IA (East HS)**

- 10 points and three rebounds in exhibition win vs. Wartburg
- Nine points, four rebounds and five steals in exhibition win vs. Brock University
- Played in all 33 games in 2005, with 14 starts
- Averaged 4.9 points and 2.1 rebounds per game
- Seven points and three rebounds vs. Cincinnati in NCAA Tournament
- Career-high 17 points and five rebounds in win over Michigan State in Big Ten Tournament



Henderson, Game-by-Game

Opp.	S	FG	3-PT	FT	O-D/RE	PF	TP	A	T	B	S	M
MD-E. Shore												
Guardians												
Guardians												
Guardians												
TX-San Ant.												
NC State												
Fairfield												
Tulane/Valpo												
at No. Iowa												
at IA State												
AZ State												
Drake												
Rob. Morris												
at St. Louis												
at Wisconsin												
Illinois												
at Penn State												
Minnesota												
at Mich. St.												
Indiana												
Ohio State												
at Purdue												
Michigan												
at N'western												
at Indiana												
Mich. St.												
at Minn.												
at Illinois												
Penn State												
Wisconsin												

Career Bests


Points:	17, vs. Michigan State, 3/11/05
Rebounds:	5, five times, last vs. Michigan State, 3/11/05
FGM:	4, twice, last vs. Northwestern, 2/12/05
FGA:	10 vs. Northwestern, 2/12/05
FTM:	4, twice, last vs. Illinois, 2/19/05
FTA:	6, twice, last vs. Centenary, 12/3/04
Assists:	5 vs. UNC-Asheville, 11/23/03
Steals:	5 at Michigan, 3/5/05
Blocks:	1 vs. Centenary, 12/3/04
Minutes:	37, vs. Michigan State, 3/11/05

Career Statistics

YEAR	G/GS	FG-A	PCT	3-PT	PCT	FTA	PCT	O-D-RB	AVG	PF-DI	AS	TO	BK	ST	PTS	AVG
Fresh.	10/0	11-29	.379	0-1	.000	10-19	.526	4-14-18	1.8	11-0	13	8	0	6	32	3.2
Soph.	33/14	59-144	.410	5-16	.313	40-61	.656	17-53-70	2.1	55-1	39	59	3	26	163	4.9
Career	43/14	70-173	.405	5-17	.294	50-80	.625	21-67-88	2.0	66-1	52	67	3	32	195	4.5

*****2 - - Jeff Horner, G, 6-3, 185, Sr., Mason City, IA (Mason City HS)**

- Six points, two rebounds and seven assists in exhibition win vs. Wartburg
- 14 points, three rebounds, six assists and five steals in exhibition win vs. Brock University
- Named to pre-season Watch List for The John R. Wooden all-America team and Player of the Year award
- One of 14 players to participate in tryouts for 2005 World University Games
- Career totals include 1,095 points, 440 rebounds and 443 assists
- Only Iowa player ever to total over 1,000 points, 400 rebounds and 400 assists
- Only Iowa player ever to total over 200 points, 100 rebounds and 100 assists in three seasons
- Ranks third in career three-point field goal attempts (512), fourth in made three-pointers (192), fifth in assists and 27th in scoring
- His three-point totals for 2005 (86-211) rank third best for a season, in both makes and attempts, and his 180 assists in 2005 ranks fifth best for a season
- Honorable mention all-Big Ten in 2005
- Selected to NABC District 12 second all-District team
- Co-MVP of Iowa's Gazette Hawkeye Challenge
- Named to all-Tournament team at Maui Invitational



Horner, Game-by-Game

Opp.	S	FG	3-PT	FT	O-D/RE	PF	TP	A	T	B	S	M
MD-E. Shore												
Guardians												
Guardians												
Guardians												
TX-San Ant.												
NC State												
Fairfield												
Tulane/Valpo												
at No. Iowa												
at IA State												
AZ State												
Drake												
Rob. Morris												
at St. Louis												
at Wisconsin												
Illinois												
at Penn State												
Minnesota												
at Mich. St.												
Indiana												
Ohio State												
at Purdue												
Michigan												
at N'western												
at Indiana												
Mich. St.												
at Minn.												
at Illinois												
Penn State												
Wisconsin												

Career Best

Points:	27 vs. Texas, 11/23/04
Rebounds:	11 vs. Illinois, 1/15/03
FGM:	9 vs. Ohio State, 3/2/05
FGA:	19 at Wisconsin, 2/9/05
FTM:	10 at Minnesota, 1/13/04
FTA:	11, twice, last at Minnesota, 1/13/04
Assists:	11 vs. UNC Greensboro, 12/4/04
Steals:	7 vs. Western Illinois, 11/19/04
Blocks:	2 vs. Michigan State, 3/11/05
Minutes:	49 at Indiana, 2/7/04

Career Statistics

YEAR	G/GS	FG-A	PCT	3-PT	PCT	FTA	PCT	O-D-RB	AVG	PF-DI	AS	TO	BK	ST	PTS	AVG
Fresh.	31/31	79-238	.332	41-148	.277	56-73	.767	22-115-137	4.4	64-0	140	77	5	40	255	8.2
Soph.	29/29	107-243	.440	65-153	.425	98-114	.860	16-139-155	5.3	58-1	123	75	3	38	377	13.0
Jun.	33/32	146-359	.407	86-211	.408	85-108	.787	23-125-148	4.5	59-0	180	84	6	47	463	14.0
Career	93/92	332-840	.395	192-512	.375	239-295	.810	61-379-440	4.7	181-1	443	236	14	125	1,095	11.8

*25 - - Carlton Reed, F, 6-4, 180, So., Waterloo, IA (East HS)

- Four points in exhibition win vs. Wartburg
- 11 points and two rebounds in exhibition win vs. Brock University
- Played in 32 games in 2005, with one start
- Averaged 2.6 points and 1.1 rebounds, shooting 36.9% from the field and 70% from the free throw line



Career Bests

Points: 14 at Drake, 11/30/04
Rebounds: 3, three times, last at Michigan, 3/5/05
FGM: 4 at Drake, 11/30/04
FGA: 6 at Drake, 11/30/04
FTM: 4 at Drake, 11/30/04
FTA: 4 at Drake, 11/30/04
Assists: 5 vs. Purdue, 1/22/05
Steals: 3 vs. Western Carolina, 12/18/04
Blocks: 1 at Ohio State, 1/8/05
Minutes: 23 at Drake, 11/30/04

Reed, Game-by-Game

Opp.	S	FG	3-PT	FT	O-D/RE	PF	TP	A	T	B	S	M
MD-E. Shore												
Guardians												
Guardians												
Guardians												
TX-San Ant.												
NC State												
Fairfield												
Tulane/Valpo												
at No. Iowa												
at IA State												
AZ State												
Drake												
Rob. Morris												
at St. Louis												
at Wisconsin												
Illinois												
at Penn State												
Minnesota												
at Mich. St.												
Indiana												
Ohio State												
at Purdue												
Michigan												
at N'western												
at Indiana												
Mich. St.												
at Minn.												
at Illinois												
Penn State												
Wisconsin												

Career Statistics (Reed)

YEAR	G/GS	FG-A	PCT	3-PT	PCT	FTA	PCT	O-D-RB	AVG	PF-DI	AS	TO	BK	ST	PTS	AVG
Fresh.	32/1	24-65	.369	13-40	.325	21-30	.700	9-26-35	1.1	18-0	25	23	2	8	82	2.6

***23 - - Doug Thomas, F, 6-8, 245, Sr., Pasadena, CA (Southeastern, IA CC)**

- 14 points and a game-high eight rebounds in exhibition win vs. Wartburg
- Game-high 17 points and four rebounds in exhibition win vs. Brock University
- 18 points, 10 rebounds and four blocked shots in Blowout
- Played in 32 games in 2005, with two starts
- Averaged 4.6 points and 4.8 rebounds per game, shooting 52.9% from the field



Thomas, Game-by-Game

Opp.	S	FG	3-PT	FT	O-D/RE	PF	TP	A	T	B	S	M
MD-E. Shore												
Guardians												
Guardians												
Guardians												
TX-San Ant.												
NC State												
Fairfield												
Tulane/Valpo												
at No. Iowa												
at IA State												
AZ State												
Drake												
Rob. Morris												
at St. Louis												
at Wisconsin												
Illinois												
at Penn State												
Minnesota												
at Mich. St.												
Indiana												
Ohio State												
at Purdue												
Michigan												
at N'western												
at Indiana												
Mich. St.												
at Minn.												
at Illinois												
Penn State												
Wisconsin												

Career Bests

Points:	14, twice, last vs. Purdue, 1/22/05
Rebounds:	11 vs. Michigan State, 3/11/05
FGM:	7 vs. Purdue, 1/22/05
FGA:	13 vs. Purdue, 1/22/05
FTM:	6 vs. Western Illinois, 11/19/04
FTA:	6, twice, last vs. Texas, 11/23/04
Assists:	1, six times, last vs. Purdue, 2/16/05
Steals:	2, three times, last vs. Ohio State, 3/2/05
Blocks:	2 at Northwestern, 1/26/05
Minutes:	24 at Michigan, 3/5/05

Career Statistics

YEAR	G/GS	FG-A	PCT	3-PT	PCT	FTA	PCT	O-D-RB	AVG	PF-DI	AS	TO	BK	ST	PTS	AVG
Jun.	32/2	54-102	.529	0-0	.000	38-61	.623	55-98-153	4.8	90-2	10	26	13	16	146	4.6

***5 - - Alex Thompson, F, 6-9, 225, So., Ames, IA (Ames HS)**

- Five points and six rebounds in exhibition win vs. Wartburg
- Nine points and eight rebounds in exhibition win vs. Brock University
- 16 points, nine rebounds and three assists in Blowout
- Saw action in 32 games in 2005, with three starts
- Averaged 1.6 points and two rebounds per game, shooting 40.7% from the field



Thompson, Game-by-Game

Opp.	S	FG	3-PT	FT	O-D/RE	PF	TP	A	T	B	S	M
MD-E. Shore												
Guardians												
Guardians												
Guardians												
TX-San Ant.												
NC State												
Fairfield												
Tulane/Valpo												
at No. Iowa												
at IA State												
AZ State												
Drake												
Rob. Morris												
at St. Louis												
at Wisconsin												
Illinois												
at Penn State												
Minnesota												
at Mich. St.												
Indiana												
Ohio State												
at Purdue												
Michigan												
at N'western												
at Indiana												
Mich. St.												
at Minn.												
at Illinois												
Penn State												
Wisconsin												

Career Bests


Points:	5, twice, last vs. Northwestern, 2/12/05
Rebounds:	9 at Minnesota, 2/23/05
FGM:	2, five times, last vs. Northwestern, 2/12/05
FGA:	5 vs. Western Carolina, 12/18/04
FIM:	2 vs. Michigan State, 2/5/05
FTA:	3 vs. Western Carolina, 12/18/04
Assists:	3 at Northwestern, 1/26/05
Steals:	1, five times, last vs. Saint Louis, 12/31/04
Blocks:	2, twice, last vs. Northwestern, 2/12/05
Minutes:	27 vs. Northwestern, 2/12/05

Career Statistics

YEAR	G/GS	FG-A	PCT	3-PT	PCT	FT-A	PCT	O-D-RB	AVG	PF-DI	AS	TO	BK	ST	PTS	AVG
Fresh.	32/3	22-54	.407	0-0	.000	7-14	.500	26-38-64	2.0	40-0	18	15	15	5	51	1.6

**13 - - Justin Wieck, F, 6-6, 185, Sr., North Liberty, IA (Kirkwood, IA CC)*

- Earned scholarship for senior season after joining the team as a walk-on as a junior
- Two points in exhibition win over Wartburg
- Two points and two steals in Blowout
- Saw action in nine games in 2005, with no starts



Career Bests

Points: 2 vs. North Carolina, 11/24/04
Rebounds: 1 vs. Western Carolina, 12/18/04
FGM:
FGA: 1 vs. Western Carolina, 12/18/04
FTM: 2 vs. North Carolina, 11/24/04
FTA: 2 vs. North Carolina, 11/24/04
Assists: 1 vs. Western Illinois, 11/19/04
Steals:
Blocks: 1 vs. Centenary, 12/3/04
Minutes: 2, three times, last vs. Texas Tech, 12/21/04

Wieck, Game-by-Game

Opp.	S	FG	3-PT	FT	O-D/RE	PF	TP	A	T	B	S	M
MD-E. Shore												
Guardians												
Guardians												
Guardians												
TX-San Ant.												
NC State												
Fairfield												
Tulane/Valpo												
at No. Iowa												
at IA State												
AZ State												
Drake												
Rob. Morris												
at St. Louis												
at Wisconsin												
Illinois												
at Penn State												
Minnesota												
at Mich. St.												
Indiana												
Ohio State												
at Purdue												
Michigan												
at N'western												
at Indiana												
Mich. St.												
at Minn.												
at Illinois												
Penn State												
Wisconsin												

Career Statistics

YEAR	G/GS	FG-A	PCT	3-PT	PCT	FT-A	PCT	O-D-RB	AVG	PF-DI	AS	TO	BK	ST	PTS	AVG
Jun.	9/0	0-1	.000	0-0	.000	2-2	1.000	0-1-1	0.1	1-0	1	1	1	0	2	0.2

2005 GUARDIANS CLASSIC

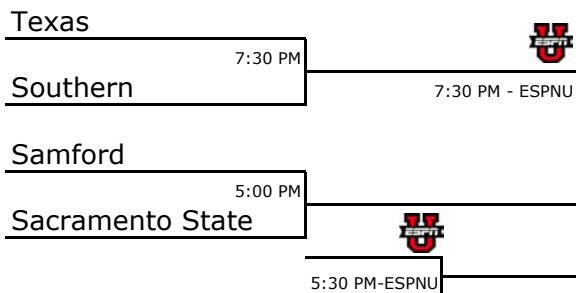
REGIONAL ROUNDS

CHAMPIONSHIP ROUNDS

AUSTIN REGIONAL

Frank C. Erwin, Jr. Center - Austin, TX

November 15 November 16



MORGANTOWN REGIONAL

WVU Coliseum - Morgantown, WV

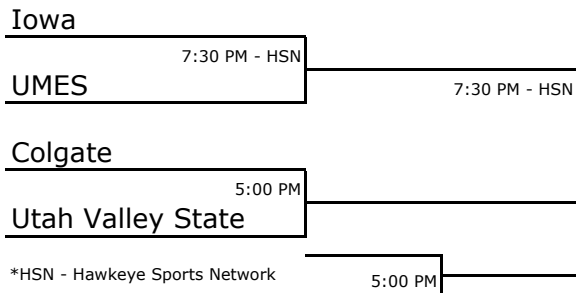
November 12 November 13



IOWA CITY REGIONAL

Carver-Hawkeye Arena - Iowa City, IA

November 14 November 15



LEXINGTON REGIONAL

Rupp Arena - Lexington, KY

November 13 November 14



CHAMPIONSHIP ROUNDS

Municipal Auditorium - Kansas City, MO

November 21 November 22



**The Home Team is listed on the top of the bracket for each game except the Consolation and Championship, which will be based on the semifinal results.



Champion

**All times are local

THE STAT CREW SYSTEM For Basketball
Iowa Hawkeyes Combined Team Statistics (as of Nov 10, 2005)
All games

RECORD:	OVERALL	HOME	AWAY	NEUTRAL
ALL GAMES.....	(2-0)	(2-0)	(0-0)	(0-0)
CONFERENCE.....	(0-0)	(0-0)	(0-0)	(0-0)
NON-CONFERENCE.....	(2-0)	(2-0)	(0-0)	(0-0)

## Player	GP-GS	Min--Avg	---TOTAL---		---3-PTS---		FT-FTA	Pct	---REBOUNDS---				PF	FO	A	TO	Blk	Stl	Pts	Avg
			FG-FGA	Pct	3FG-FGA	Pct			Off	Def	Tot	Avg								
23 Thomas, Doug.....	2-0	36 18.0	13-16	.813	0-0	.000	5-7	.714	3	9	12	6.0	4	0	2	1	0	3	31	15.5
44 Brunner, Greg.....	2-2	42 21.0	8-15	.533	0-0	.000	7-9	.778	6	10	16	8.0	6	0	5	0	1	1	23	11.5
02 Horner, Jeff.....	2-2	55 27.5	8-16	.500	4-11	.364	0-0	.000	2	3	5	2.5	2	0	13	7	0	8	20	10.0
35 Henderson, Mike....	2-2	41 20.5	9-14	.643	0-0	.000	1-2	.500	3	4	7	3.5	3	0	5	1	0	6	19	9.5
25 Reed, Carlton.....	2-0	31 15.5	5-11	.455	1-4	.250	4-4	1.000	1	1	2	1.0	2	0	1	4	1	1	15	7.5
05 Thompson, Alex.....	2-0	36 18.0	5-15	.333	1-2	.500	3-6	.500	7	7	14	7.0	3	0	3	2	1	1	14	7.0
01 Haluska, Adam.....	2-2	44 22.0	5-19	.263	2-9	.222	0-0	.000	1	5	6	3.0	2	0	6	5	1	1	12	6.0
11 Freeman, Tony.....	2-0	35 17.5	4-10	.400	0-3	.000	4-5	.800	0	3	3	1.5	3	0	4	1	0	2	12	6.0
34 Hansen, Ereka.....	2-2	32 16.0	3-7	.429	0-1	.000	4-4	1.000	3	4	7	3.5	3	0	2	4	5	4	10	5.0
53 Gorney, Seth.....	2-0	21 10.5	3-6	.500	0-0	.000	1-2	.500	4	4	8	4.0	2	0	1	2	0	1	7	3.5
52 Looby, Kurt.....	2-0	8 4.0	2-5	.400	0-0	.000	1-4	.250	3	4	7	3.5	0	0	0	0	4	2	5	2.5
15 Bohall, Dan.....	1-0	2 2.0	0-0	.000	0-0	.000	1-2	.500	0	0	0	0.0	0	0	0	0	0	1	1	1.0
13 Wieck, Justin.....	2-0	4 2.0	1-2	.500	0-0	.000	0-0	.000	1	2	3	1.5	0	0	1	0	0	0	2	1.0
04 Angle, J.R.....	2-0	8 4.0	0-1	.000	0-1	.000	1-2	.500	0	1	1	0.5	1	0	1	0	0	0	1	0.5
14 Wessels, Brett.....	1-0	3 3.0	0-2	.000	0-2	.000	0-0	.000	0	1	1	1.0	0	0	0	0	0	0	0	0.0
20 Kennedy, Ryan.....	1-0	2 2.0	0-0	.000	0-0	.000	0-0	.000	0	0	0	0.0	0	0	0	0	0	0	0	0.0
TEAM.....									5	2	7	3.5	0			0				

Total.....	2	400	66-139	.475	8-33	.242	32-47	.681	39	60	99	49.5	31	0	44	27	13	31	172	86.0
Opponents.....	2	400	30-110	.273	13-44	.295	11-18	.611	25	42	67	33.5	35	3	18	54	3	15	84	42.0

TEAM STATISTICS	IOWA	OPP	DATE	OPPONENT	W/L	SCORE	ATTEND
SCORING.....	172	84	11/03/05	BROCK UNIVERSITY	W	97-36	8321
Points per game.....	86.0	42.0	11/09/05	WARTBURG	W	75-48	10128
Scoring margin.....	+44.0	-					
FIELD GOALS-ATT.....	66-139	30-110					
Field goal pct.....	.475	.273					
3 POINT FG-ATT.....	8-33	13-44					
3-point FG pct.....	.242	.295					
3-pt FG made per game..	4.0	6.5					
FREE THROWS-ATT.....	32-47	11-18					
Free throw pct.....	.681	.611					
REBOUNDS.....	99	67					
Rebounds per game.....	49.5	33.5					
Rebounding margin.....	+16.0	-					
ASSISTS.....	44	18					
Assists per game.....	22.0	9.0					
TURNOVERS.....	27	54					
Turnovers per game.....	13.5	27.0					
Turnover margin.....	+13.5	-					
Assist/turnover ratio..	1.6	0.3					
STEALS.....	31	15					
Steals per game.....	15.5	7.5					
BLOCKS.....	13	3					
Blocks per game.....	6.5	1.5					
WINNING STREAK.....	2	-					
Home win streak.....	2	-					
ATTENDANCE.....	18449	0					
Home games-Avg/Game....	2-9224	0-0					
Neutral site-Avg/Game..	-	0-0					

SCORE BY PERIODS:	1st	2nd	Total
Iowa Hawkeyes.....	72	100	172
Opponents.....	47	37	84

Iowa Hawkeyes
Iowa Hawkeyes Combined Team Statistics (as of Nov 10, 2005)
All games

RECORD:	OVERALL	HOME	AWAY	NEUTRAL
ALL GAMES.....	(21-12)	(13-3)	(3-6)	(5-3)
CONFERENCE.....	(7-9)	(5-3)	(2-6)	(0-0)
NON-CONFERENCE.....	(14-3)	(8-0)	(1-0)	(5-3)

## Player	GP-GS	Min--Avg	---TOTAL---		---3-PTS---		FT-FTA	Pct	---REBOUNDS---				PF	FO	A	TO	Blk	Stl	Pts	Avg
			FG-FGA	Pct	3FG-FGA	Pct			Off	Def	Tot	Avg								
03 Pierce, Pierre.....	20-19	679 34.0	139-289	.481	23-73	.315	55-104	.529	24	80	104	5.2	47	0	84	84	9	49	356	17.8
44 Brunner, Greg.....	33-32	1048 31.8	175-342	.512	17-48	.354	118-171	.690	90	185	275	8.3	100	5	62	80	32	38	485	14.7
01 Haluska, Adam.....	33-33	1003 30.4	152-318	.478	58-149	.389	105-130	.808	25	106	131	4.0	75	3	52	46	9	35	467	14.2
02 Horner, Jeff.....	33-32	1209 36.6	146-359	.407	86-211	.408	85-108	.787	23	125	148	4.5	59	0	180	84	6	47	463	14.0
35 Henderson, Mike....	33-14	688 20.8	59-144	.410	5-16	.313	40-61	.656	17	53	70	2.1	55	1	39	59	3	26	163	4.9
34 Hansen, Ere.....	32-29	635 19.8	56-127	.441	3-6	.500	39-54	.722	40	45	85	2.7	107	6	18	36	83	14	154	4.8
23 Thomas, Doug.....	32-2	516 16.1	54-102	.529	0-0	.000	38-61	.623	55	98	153	4.8	90	2	10	26	13	16	146	4.6
25 Reed, Carlton.....	32-1	367 11.5	24-65	.369	13-40	.325	21-30	.700	9	26	35	1.1	18	0	25	23	2	8	82	2.6
05 Thompson, Alex.....	32-3	315 9.8	22-54	.407	0-0	.000	7-14	.500	26	38	64	2.0	40	0	18	15	15	5	51	1.6
15 Brownlee, Jack.....	14-0	79 5.6	5-12	.417	3-10	.300	1-3	.333	1	4	5	0.4	9	0	8	5	0	4	14	1.0
04 Angle, J.R.....	11-0	25 2.3	4-11	.364	2-5	.400	0-0	.000	1	5	6	0.5	2	0	1	6	0	0	10	0.9
53 Gorney, Seth.....	21-0	96 4.6	5-7	.714	0-0	.000	4-7	.571	8	14	22	1.0	15	0	3	5	1	5	14	0.7
13 Wieck, Justin.....	9-0	15 1.7	0-1	.000	0-0	.000	2-2	1.000	0	1	1	0.1	1	0	1	1	1	0	2	0.2
TEAM.....										52	47	99	3.1	0		6				
Total.....	33	6675	841-1831	.459	210-558	.376	515-745	.691	371	827	1198	36.3	618	17	501	476	174	247	2407	72.9
Opponents.....	33	6675	791-1886	.419	209-599	.349	430-646	.666	395	758	1153	34.9	648	-	462	497	106	228	2221	67.3

TEAM STATISTICS	IOWA	OPP	DATE	OPPONENT	W/L	SCORE	ATTEND		
SCORING.....	2407	2221	11/19/04	WESTERN ILLINOIS	W	85-62	10004		
Points per game.....	72.9	67.3	%11/22/04	vs Louisville	W	76-71	2500		
Scoring margin.....	+5.6	-	%11/23/04	vs Texas	W	82-80	2500		
FIELD GOALS-ATT.....	841-1831	791-1886	%11/24/04	vs North Carolina	L	92-106	2500		
Field goal pct.....	.459	.419	11/30/04	at Drake	W	91-75	7062		
3 POINT FG-ATT.....	210-558	209-599	+12/03/04	CENTENARY	W	88-53	9711		
3-point FG pct.....	.376	.349	+12/04/04	UNC-GREENSBORO	W	83-58	10680		
3-pt FG made per game..	6.4	6.3	12/07/04	NORTHERN IOWA	W	76-73	10349		
FREE THROWS-ATT.....	515-745	430-646	12/10/04	IOWA STATE	W	70-63	15312		
Free throw pct.....	.691	.666	12/18/04	WESTERN CAROLINA	W	88-75	9211		
REBOUNDS.....	1198	1153	^12/21/04	vs Texas Tech	W	83-53	7176		
Rebounds per game.....	36.3	34.9	12/28/04	AIR FORCE	W	73-63	11158		
Rebounding margin.....	+1.4	-	12/31/04	SAINT LOUIS	W	67-58	10760		
ASSISTS.....	501	462	*1/05/05	MICHIGAN	L	63-65	10289		
Assists per game.....	15.2	14.0	*1/08/05	at Ohio State	L	69-81	14824		
TURNOVERS.....	476	497	*1/15/05	MINNESOTA	W	66-60	12057		
Turnovers per game.....	14.4	15.1	*1/20/05	at Illinois	LOT	68-73	16618		
Turnover margin.....	+0.6	-	*1/22/05	PURDUE	W	71-57	11937		
Assist/turnover ratio..	1.1	0.9	*1/26/05	at Northwestern	LOT	74-75	5219		
STEALS.....	247	228	*1/29/05	INDIANA	W	72-57	14364		
Steals per game.....	7.5	6.9	*2/05/05	MICHIGAN STATE	L	64-75	15500		
BLOCKS.....	174	106	*2/09/05	at Wisconsin	L	69-72	17142		
Blocks per game.....	5.3	3.2	*2/12/05	NORTHWESTERN	W	64-54	12424		
WINNING STREAK.....	0	-	*2/16/05	at Purdue	L	63-66	11761		
Home win streak.....	1	-	*2/19/05	ILLINOIS	L	65-75	15500		
ATTENDANCE.....	190413	211391	*2/23/05	at Minnesota Gophers	L	57-65	12659		
Home games-Avg/Game....	16-11901	9-11683	*2/26/05	at Penn State	W	78-56	8292		
Neutral site-Avg/Game..	-	8-13280	*3/02/05	OHIO STATE	W	74-72	11157		
			*3/05/05	at Michigan	W OT	74-72	11574		
SCORE BY PERIODS:	1st	2nd	OT	Total	&3/10/05	vs Purdue	W	71-52	19066
	-----	-----	-----	-----	&3/11/05	vs Michigan State	W	71-69	21517
Iowa Hawkeyes.....	1120	1265	22	- 2407	&3/12/05	vs Wisconsin	L	56-59	23697
Opponents.....	1024	1171	26	- 2221	\$3/17/05	vs Cincinnati	L	64-76	27284

% - - EA Sports Maui Invitational, Maui, HI
+ - - Gazette Hawkeye Challenge, Iowa City, IA
^ - - at United Center, Chicago, IL
* - - Big Ten Conference Game
& - - Big Ten Conference Tournament, Chicago, IL
\$ - - NCAA Tournament, Indianapolis, IN