

NCAA Gymnastics Score Sheet

Teams: Home Iowa Visitor Nebraska
 Date Feb 27, 2016 Place University Of Iowa Attendance 350

Name		D	1	2	3	4	nd	AVE	Name		D	1	2	3	4	nd	AVE
FLOOR	1 Jack Boyle	103	5.60	9.30	9.30			14.900	1 Connor Adamsick	301	5.90	9.10	9.10				15.000
	2 Dylan Ellsworth	106	5.50	9.20	9.30			14.750	2 Sammy Chamberlain	304	5.90	8.00	8.20				14.000
	3 Mark Springett	116	5.70	8.80	8.60			14.400	3 Kyle King	302	6.20	9.10	9.20				15.350
	4 Jake Brodarzon	104	5.70	9.00	8.90		-0.1	14.550	4 Anton Stephenson	303	6.00	8.80	9.00				14.900
	5 Matt Loochtan	110	6.00	9.40	9.30			15.350	5 Austin Epperson	305	6.00	9.00	8.80				14.900

Floor Score: 73.950 Running Score: 73.950 Floor Score: 74.150 Running Score: 74.150

Name		D	1	2	3	4	nd	AVE	Name		D	1	2	3	4	nd	AVE
Pommel	1 Jack Boyle	103	5.00	8.50	8.30			13.400	1 Ryan Irick	310	4.90	8.80	8.50				13.550
	2 Del Vecchio Orozco	112	5.50	8.70	8.80			14.250	2 Kyle King	302	5.20	7.60	7.90				12.950
	3 Emmanuel Monroy	111	5.10	8.80	8.60			13.800	3 Antonio Castro	308	5.90	8.70	8.50				14.500
	4 Austin Hodges	108	5.80	8.80	8.60			14.500	4 Anton Stephenson	303	5.60	7.80	8.10				13.550
	5 Doug Sullivan	117	6.10	8.00	8.00			14.100	5 Ethan Lottman	309	6.30	9.20	9.10				15.450

Pommel Score: 70.050 Running Score: 144.000 Pommel Score: 70.000 Running Score: 144.150

Name		D	1	2	3	4	nd	AVE	Name		D	1	2	3	4	nd	AVE
RINGS	1 Rogelio Vazquez	118	5.10	9.10	9.30			14.300	1 Josh Everitt	313	5.40	9.00	9.10				14.450
	2 Mark Springett	116	5.70	8.50	8.70			14.300	2 Ryan Irick	310	5.30	8.60	8.50				13.850
	3 Andrew Botto	102	5.80	8.60	8.80			14.500	3 Alex Magsam	312	5.50	8.90	9.10				14.500
	4 Jack Boyle	103	6.40	8.90	8.60			15.150	4 Daniel Leal	306	5.30	7.90	7.90				13.200
	5 Matt Loochtan	110	6.00	9.10	9.20			15.150	5 Austin Epperson	305	5.70	8.70	8.80				14.450

Rings Score: 73.400 Running Score: 217.400 Rings Score: 70.450 Running Score: 214.600

Name		D	1	2	3	4	nd	AVE	Name		D	1	2	3	4	nd	AVE
VAULT	1 Matt Loochtan	110	5.20	9.30	9.20			14.450	1 Connor Adamsick	301	5.20	8.30	8.20			-0.3	13.150
	2 Mark Springett	116	5.20	9.40	9.30		-0.1	14.450	2 Alex Magsam	312	5.20	9.30	9.30			-0.1	14.400
	3 David Spanier	115	5.20	9.30	9.50			14.600	3 Sammy Chamberlain	304	5.20	9.40	9.50			-0.1	14.550
	4 Andrew Botto	102	5.60	8.10	8.30			13.800	4 Anton Stephenson	303	5.60	9.10	9.30				14.800
	5 Dylan Ellsworth	106	5.60	9.20	9.40			14.900	5 Kyle King	302	5.60	9.10	9.30			-0.1	14.700

Vault Score: 72.200 Running Score: 289.600 Vault Score: 71.600 Running Score: 286.200

Name		D	1	2	3	4	nd	AVE	Name		D	1	2	3	4	nd	AVE
P.BAR	1 Cyrus Dobre-Mofid	105	5.80	8.50	8.80			14.450	1 Andrew Zymball	314	4.90	8.40	8.50				13.350
	2 Jake Brodarzon	104	5.40	8.70	8.80			14.150	2 Daniel Leal	306	5.30	8.50	8.70				13.900
	3 Matt Loochtan	110	5.50	9.30	9.40			14.850	3 Anton Stephenson	303	5.80	8.80	9.00				14.700
	4 Dylan Ellsworth	106	5.50	9.30	9.40			14.850	4 Austin Epperson	305	5.60	8.60	8.80				14.300
	5 Jack Boyle	103	5.70	8.30	8.20			13.950	5 Sammy Chamberlain	304	6.00	8.00	7.70				13.850

P. Bar Score: 72.250 Running Score: 361.850 P. Bar Score: 70.100 Running Score: 356.300

Name		D	1	2	3	4	nd	AVE	Name		D	1	2	3	4	nd	AVE
H.BAR	1 Rogelio Vazquez	118	4.80	8.90	8.60			13.550	1 Ethan Lottman	309	5.40	8.20	7.90				13.450
	2 Dylan Ellsworth	106	5.00	8.50	8.40			13.450	2 Daniel Leal	306	4.70	8.60	8.70				13.350
	3 Matt Loochtan	110	5.60	9.00	8.70			14.450	3 Antonio Castro	308	5.60	8.60	8.50				14.150
	4 Cyrus Dobre-Mofid	105	5.40	9.00	8.80			14.300	4 Anton Stephenson	303	5.20	7.40	7.00				12.400
	5 Jack Boyle	103	6.20	7.50	7.20			13.550	5 Austin Epperson	305	5.30	8.40	8.30				13.650

H. Bar Score: 69.300 Running Score: 431.150 H. Bar Score: 67.000 Running Score: 423.300

Final Team Score: 431.150

Final Team Score: 423.300

All-Arounders

All-Arounders

	Boyle	Loochtan	Stephenson
FX	14.900	15.350	14.900
PH	13.400	12.150	13.550
SR	15.150	15.150	13.850
VT	13.900	14.450	14.800
PB	13.950	14.850	14.700
HB	13.550	14.450	12.400
AA	84.850	86.400	84.200

Judge's Signatures * FX [Signature] * PH [Signature] * SR [Signature] * VT [Signature] * PB [Signature] * HB [Signature]
 Tom Dunn Dan Bachman Mike Hoskovec Eric Smith Lance Alberhasky Jeremy Bourdette
 * Head Judge FX [Signature] PH [Signature] SR [Signature] VT [Signature] PB [Signature] HB [Signature]
 Lance Alberhasky Jeremy Bourdette Eric Smith Mike Hoskovec Tom Dunn Dan Bachman
 Coach's Signature [Signature] Coach's Signature [Signature]

NCAA Gymnastics Score Sheet

Teams: Home Penn State Visitor _____
 Date Feb 27, 2016 Place University Of Iowa Attendance 350

Name		D	1	2	3	4	nd	AVE	Name		D	1	2	3	4	nd	AVE
FLOOR	1	Jeremy Munn	209	5.30	7.70	7.90			13.100								
	2	Christian McSwain	210	5.90	9.20	9.40			15.200								
	3	Joshua Smith	203	5.80	8.50	8.70			14.400								
	4	Trevor Howard	205	6.40	8.00	8.30			14.550								
	5	Alexis Torres	204	6.20	8.40	8.40			14.600								

Floor Score: 71.850 Running Score: 71.850 Floor Score: 0.000 Running Score: 0.000

POMMEL	1	Christian McSwain	210	5.80	8.50	8.50			14.300								
	2	Quest Haden	212	5.50	8.10	8.30			13.700								
	3	Michael Burns	211	5.50	8.00	7.70			13.350								
	4	Colin Coates	214	5.90	6.60	7.00			12.700								
	5	Leroy Clarke Jr.	215	5.80	8.80	8.60			14.500								

Pommel Score: 68.550 Running Score: 140.400 Pommel Score: 0.000 Running Score: 0.000

RINGS	1	Ben Cooperman	206	5.50	8.70	8.60			14.150								
	2	Greg Tamargo	213	5.90	8.20	8.50			14.250								
	3	Dominic DiFulvio	201	6.00	9.10	9.00			15.050								
	4	Leroy Clarke Jr.	215	5.90	9.00	9.10			14.950								
	5	Alexis Torres	204	6.20	8.30	8.10			14.400								

Rings Score: 72.800 Running Score: 213.200 Rings Score: 0.000 Running Score: 0.000

VAULT	1	Wyatt Tyndall	207	5.20	9.50	9.50			14.700								
	2	Jeremy Munn	209	5.30	9.60	9.50			14.850								
	3	Joshua Smith	203	5.60	9.20	9.00		-0.3	14.400								
	4	Trevor Howard	205	5.70	9.40	9.60			15.200								
	5	Alexis Torres	204	5.20	9.50	9.50			14.700								

Vault Score: 73.850 Running Score: 287.050 Vault Score: 0.000 Running Score: 0.000

P.BAR	1	Franz Card	208	5.50	8.50	8.30			13.900								
	2	Michael Burns	211	5.50	7.40	7.20			12.800								
	3	Dominic DiFulvio	201	5.80	8.50	8.60			14.350								
	4	Leroy Clarke Jr.	215	5.80	8.80	9.00			14.700								
	5	Alexis Torres	204	6.20	6.20	5.80			12.200								

P. Bar Score: 67.950 Running Score: 355.000 P. Bar Score: 0.000 Running Score: 0.000

H.BAR	1	Franz Card	208	5.20	8.30	8.60			13.650								
	2	Wyatt Tyndall	207	5.60	8.40	8.40			14.000								
	3	Michael Burns	211	5.70	8.70	8.70			14.400								
	4	Leroy Clarke Jr.	215	5.80	7.30	7.30			13.100								
	5	Alexis Torres	204	5.70	8.30	8.00			13.850								

H. Bar Score: 69.000 Running Score: 424.000 H. Bar Score: 0.000 Running Score: 0.000

Final Team Score: 424.000

Final Team Score: 0.000

All-Arounders

All-Arounders







	Torres																
FX	14.600																
PH	0.000																
SR	14.400																
VT	14.700																
PB	12.200																
HB	13.850																
AA	69.750																

Judge's Signatures *FX Tom Dunn *PH Dan Bachman *SR Mike Hoskovec *VT Eric Smith *PB Lance Alberhasky *HB Jeremy Bourdette
 * Head Judge
 Coach's Signature [Signature] 5:14 PM Coach's Signature [Signature]

Iowa V Penn State V Nebraska

Team Results

Feb 27, 2016

Rank	Gym	Team	Score						
1	Iowa	*	431.150	73.950 2	70.050 1	73.400 1	72.200 2	72.250 1	69.300 1
2	PSU	*	424.000	71.850 3	68.550 3	72.800 2	73.850 1	67.950 3	69.000 2
3	Nebraska	*	423.300	74.150 1	70.000 2	70.450 3	71.600 3	70.100 2	67.000 3

Iowa V Penn State V Nebraska

Event Results - Floor

Feb 27, 2016

Page: 1
Printed: 2/27/2016 3:11 PM

Men / C
Session: 1



Rank	Num	Name	Gym	Diff	Exec	ND	Score	Out
1T	110	Matt Loochtan	Iowa	6.000	9.350	..	15.350	0.000
1T	302	Kyle King	Nebraska	6.200	9.150	..	15.350	0.000
3	210	Christian McSwain	PSU	5.900	9.300	..	15.200	0.150
4	301	Connor Adamsick	Nebraska	5.900	9.100	..	15.000	0.350
5T	103	Jack Boyle	Iowa	5.600	9.300	..	14.900	0.450
5*	305	Austin Epperson	Nebraska	6.000	8.900	..	14.900	0.450
5*	303	Anton Stephenson	Nebraska	6.000	8.900	..	14.900	0.450
8	106	Dylan Ellsworth	Iowa	5.500	9.250	..	14.750	0.600
9	204	Alexis Torres	PSU	6.200	8.400	..	14.600	0.750
10T	104	Jake Brodarzon	Iowa	5.700	8.950	-0.1	14.550	0.800
10T	205	Trevor Howard	PSU	6.400	8.150	..	14.550	0.800
12T	116	Mark Springett	Iowa	5.700	8.700	..	14.400	0.950
12T	203	Joshua Smith	PSU	5.800	8.600	..	14.400	0.950
14	304	Sammy Chamberlain	Nebraska	5.900	8.100	..	14.000	1.350
15	209	Jeremy Munn	PSU	5.300	7.800	..	13.100	2.250
16	213	Greg Tamargo	PSU	15.350

Iowa V Penn State V Nebraska

Event Results - Pommel

Feb 27, 2016

Page: 1
Printed: 2/27/2016 3:11 PM

Men / C
Session: 1



Rank	Num	Name	Gym	Diff	Exec	ND	Score	Out
1	309	Ethan Lottman	Nebraska	6.300	9.150	-.-	15.450	0.000
2*	215	Leroy Clarke Jr.	PSU	5.800	8.700	-.-	14.500	0.950
2*	108	Austin Hodges	Iowa	5.800	8.700	-.-	14.500	0.950
2T	308	Antonio Castro	Nebraska	5.900	8.600	-.-	14.500	0.950
5	210	Christian McSwain	PSU	5.800	8.500	-.-	14.300	1.150
6	112	Del Vecchio Orozco	Iowa	5.500	8.750	-.-	14.250	1.200
7	117	Doug Sullivan	Iowa	6.100	8.000	-.-	14.100	1.350
8	111	Emmanuel Monroy	Iowa	5.100	8.700	-.-	13.800	1.650
9	212	Quest Haden	PSU	5.500	8.200	-.-	13.700	1.750
10T	310	Ryan Irick	Nebraska	4.900	8.650	-.-	13.550	1.900
10T	303	Anton Stephenson	Nebraska	5.600	7.950	-.-	13.550	1.900
12	103	Jack Boyle	Iowa	5.000	8.400	-.-	13.400	2.050
13	211	Michael Burns	PSU	5.500	7.850	-.-	13.350	2.100
14	302	Kyle King	Nebraska	5.200	7.750	-.-	12.950	2.500
15	214	Colin Coates	PSU	5.900	6.800	-.-	12.700	2.750
16	110	Matt Loochtan	Iowa	4.500	7.650	-.-	12.150	3.300
17	204	Alexis Torres	PSU	-.-	-.-	-.-	-.-	15.450

Iowa V Penn State V Nebraska

Event Results - Rings

Feb 27, 2016

Page: 1
Printed: 2/27/2016 3:11 PM

Men / C
Session: 1



Rank	Num	Name	Gym	Diff	Exec	ND	Score	Out
1T	110	Matt Loochtan	Iowa	6.000	9.150	..	15.150	0.000
1T	103	Jack Boyle	Iowa	6.400	8.750	..	15.150	0.000
3	201	Dominic DiFulvio	PSU	6.000	9.050	..	15.050	0.100
4	215	Leroy Clarke Jr.	PSU	5.900	9.050	..	14.950	0.200
5T	312	Alex Magsam	Nebraska	5.500	9.000	..	14.500	0.650
5T	102	Andrew Botto	Iowa	5.800	8.700	..	14.500	0.650
7T	313	Josh Everitt	Nebraska	5.400	9.050	..	14.450	0.700
7T	305	Austin Epperson	Nebraska	5.700	8.750	..	14.450	0.700
9	204	Alexis Torres	PSU	6.200	8.200	..	14.400	0.750
10T	118	Rogelio Vazquez	Iowa	5.100	9.200	..	14.300	0.850
10T	116	Mark Springett	Iowa	5.700	8.600	..	14.300	0.850
12	213	Greg Tamargo	PSU	5.900	8.350	..	14.250	0.900
13	206	Ben Cooperman	PSU	5.500	8.650	..	14.150	1.000
14*	303	Anton Stephenson	Nebraska	5.300	8.550	..	13.850	1.300
14*	310	Ryan Irick	Nebraska	5.300	8.550	..	13.850	1.300
16	306	Daniel Leal	Nebraska	5.300	7.900	..	13.200	1.950
17	202	Noah Roberson	PSU	15.150

Iowa V Penn State V Nebraska

Event Results - Vault

Feb 27, 2016

Page: 1
Printed: 2/27/2016 3:11 PM

Men / C
Session: 1



Rank	Num	Name	Gym	Diff	Exec	ND	Score	Out
1	205	Trevor Howard	PSU	5.700	9.500	-.	15.200	0.000
2	106	Dylan Ellsworth	Iowa	5.600	9.300	-.	14.900	0.300
3	209	Jeremy Munn	PSU	5.300	9.550	-.	14.850	0.350
4	303	Anton Stephenson	Nebraska	5.600	9.200	-.	14.800	0.400
5*	207	Wyatt Tyndall	PSU	5.200	9.500	-.	14.700	0.500
5*	204	Alexis Torres	PSU	5.200	9.500	-.	14.700	0.500
5T	302	Kyle King	Nebraska	5.600	9.200	-0.1	14.700	0.500
8	115	David Spanier	Iowa	5.200	9.400	-.	14.600	0.600
9	304	Sammy Chamberlain	Nebraska	5.200	9.450	-0.1	14.550	0.650
10T	116	Mark Springett	Iowa	5.200	9.350	-0.1	14.450	0.750
10T	110	Matt Loochtan	Iowa	5.200	9.250	-.	14.450	0.750
12T	312	Alex Magsam	Nebraska	5.200	9.300	-0.1	14.400	0.800
12T	203	Joshua Smith	PSU	5.600	9.100	-0.3	14.400	0.800
14	103	Jack Boyle	Iowa	4.800	9.200	-0.1	13.900	1.300
15	102	Andrew Botto	Iowa	5.600	8.200	-.	13.800	1.400
16	301	Connor Adamsick	Nebraska	5.200	8.250	-0.3	13.150	2.050
17	211	Michael Burns	PSU	-.	-.	-.	-.	15.200

Iowa V Penn State V Nebraska

Event Results - P Bars

Feb 27, 2016

Page: 1
Printed: 2/27/2016 3:11 PM

Men / C
Session: 1



Rank	Num	Name	Gym	Diff	Exec	ND	Score	Out
1*	110	Matt Loochtan	Iowa	5.500	9.350	..	14.850	0.000
1*	106	Dylan Ellsworth	Iowa	5.500	9.350	..	14.850	0.000
3*	303	Anton Stephenson	Nebraska	5.800	8.900	..	14.700	0.150
3*	215	Leroy Clarke Jr.	PSU	5.800	8.900	..	14.700	0.150
5	105	Cyrus Dobre-Mofid	Iowa	5.800	8.650	..	14.450	0.400
6	201	Dominic DiFulvio	PSU	5.800	8.550	..	14.350	0.500
7	305	Austin Epperson	Nebraska	5.600	8.700	..	14.300	0.550
8	104	Jake Brodarzon	Iowa	5.400	8.750	..	14.150	0.700
9	103	Jack Boyle	Iowa	5.700	8.250	..	13.950	0.900
10T	306	Daniel Leal	Nebraska	5.300	8.600	..	13.900	0.950
10T	208	Franz Card	PSU	5.500	8.400	..	13.900	0.950
12	304	Sammy Chamberlain	Nebraska	6.000	7.850	..	13.850	1.000
13	314	Andrew Zymball	Nebraska	4.900	8.450	..	13.350	1.500
14	211	Michael Burns	PSU	5.500	7.300	..	12.800	2.050
15	204	Alexis Torres	PSU	6.200	6.000	..	12.200	2.650
16	203	Joshua Smith	PSU	14.850

Iowa V Penn State V Nebraska

Event Results - H Bar

Feb 27, 2016

Page: 1
Printed: 2/27/2016 3:11 PM

Men / C
Session: 1



Rank	Num	Name	Gym	Diff	Exec	ND	Score	Out
1	110	Matt Loochtan	Iowa	5.600	8.850	..-	14.450	0.000
2	211	Michael Burns	PSU	5.700	8.700	..-	14.400	0.050
3	105	Cyrus Dobre-Mofid	Iowa	5.400	8.900	..-	14.300	0.150
4	308	Antonio Castro	Nebraska	5.600	8.550	..-	14.150	0.300
5	207	Wyatt Tyndall	PSU	5.600	8.400	..-	14.000	0.450
6	204	Alexis Torres	PSU	5.700	8.150	..-	13.850	0.600
7T	208	Franz Card	PSU	5.200	8.450	..-	13.650	0.800
7T	305	Austin Epperson	Nebraska	5.300	8.350	..-	13.650	0.800
9T	118	Rogelio Vazquez	Iowa	4.800	8.750	..-	13.550	0.900
9T	103	Jack Boyle	Iowa	6.200	7.350	..-	13.550	0.900
11T	106	Dylan Ellsworth	Iowa	5.000	8.450	..-	13.450	1.000
11T	309	Ethan Lottman	Nebraska	5.400	8.050	..-	13.450	1.000
13	306	Daniel Leal	Nebraska	4.700	8.650	..-	13.350	1.100
14	215	Leroy Clarke Jr.	PSU	5.800	7.300	..-	13.100	1.350
15	303	Anton Stephenson	Nebraska	5.200	7.200	..-	12.400	2.050
16	201	Dominic DiFulvio	PSU-	14.450







Iowa V Penn State V Nebraska

Event Results - AA

Feb 27, 2016

Page: 1
Printed: 2/27/2016 3:11 PM

Men / C
Session: 1

Rank	Num	Name	Gym							AA
1	110	Matt Loochtan	Iowa	15.350	12.150	15.150	14.450	14.850	14.450	86.400
2	103	Jack Boyle	Iowa	14.900	13.400	15.150	13.900	13.950	13.550	84.850
3	303	Anton Stephenson	Nebraska	14.900	13.550	13.850	14.800	14.700	12.400	84.200