

NCAA Gymnastics Score Sheet

Teams: Home Penn State Univ.

Visitor Stanford Univ.

Date Apr 20, 2013 Place Recreation Hall Attendance 0

		Home								Visitor									
	Name	D	1	2	3	4	nd	AVE	Name	D	1	2	3	4	nd	AVE			
FLOOR	1	Craig Hernandez	2511	5.70	9.20	9.10	9.10	9.20	14.850	1	Jordan Noff	2412	5.90	8.50	8.50	8.60	8.50	14.400	
	2	Wasef Burbar	2503	5.70	8.50	8.40	8.30	8.40	14.100	2	Michael Levy	2410	5.80	8.50	8.60	8.50	8.60	14.350	
	3	Matt Chelberg	2504	6.30	8.70	8.50	8.30	8.50	14.800	3	Paul Hichwa	2408	6.00	8.60	8.70	8.40	8.50	-0.1	14.450
	4	Trevor Howard	2512	6.50	9.00	9.00	8.90	8.80	15.450	4	Sean Senters	2416	5.90	9.10	9.10	9.00	8.90	14.950	
	5	Felix Aronovich	2501	5.90	8.60	8.40	8.40	8.60	14.400	5	Eddie Penev	2414	6.70	8.80	8.60	8.70	8.60	15.350	

Floor Score: 73.600 Running Score: 73.600 Floor Score: 73.500 Running Score: 73.500

POMMEL	1	Mackenzie Dow	2506	5.60	8.60	8.60	8.80	8.70	14.250	1	Brian Knott	2409	5.30	9.10	8.90	8.90	9.10	14.300
	2	Adrian Evans	2508	6.00	8.90	8.80	8.80	8.90	14.850	2	Chris Turner	2418	6.00	8.10	8.10	8.10	7.90	14.100
	3	Preston Gall	2510	5.90	8.50	8.70	8.40	8.60	14.450	3	John Martin	2411	5.90	8.80	8.90	8.70	8.90	14.750
	4	Felix Aronovich	2501	5.90	8.10	8.40	8.40	8.20	14.200	4	Gabriel Alvarado	2401	5.90	7.00	7.30	7.00	7.50	13.050
	5	Craig Hernandez	2511	6.30	7.90	7.80	7.80	7.80	14.100	5	Eddie Penev	2414	5.60	8.30	8.30	8.30	8.30	13.900

Pommel Score: 71.850 Running Score: 145.450 Pommel Score: 70.100 Running Score: 143.600

RINGS	1	Nihir Kothari	2514	5.60	8.90	8.90	9.00	8.80	14.500	1	Michael Levy	2410	5.80	9.20	9.30	9.20	9.00	15.000
	2	Parker Raque	2515	6.50	9.10	9.00	8.90	8.60	15.450	2	Chris Turner	2418	5.70	8.40	7.60	8.00	7.40	13.500
	3	Trevor Howard	2512	6.10	9.00	8.40	8.80	9.00	15.000	3	Jordan Noff	2412	5.60	8.60	9.00	9.20	9.30	14.700
	4	Scott Rosenthal	2517	6.40	8.70	8.90	9.00	9.30	15.350	4	Dennis Zaremski	2419	6.10	8.80	8.80	8.70	8.70	14.850
	5	Felix Aronovich	2501	6.10	8.80	8.60	8.60	8.50	14.700	5	Eddie Penev	2414	5.40	9.30	9.20	9.20	9.10	14.600

Rings Score: 75.000 Running Score: 220.450 Rings Score: 72.650 Running Score: 216.250

VAULT	1	Ismael Sanabria	2518	5.20	9.40	9.30	9.30	9.40	14.550	1	Michael Levy	2410	5.20	9.50	9.50	9.50	9.40	14.700	
	2	Parker Raque	2515	5.60	8.30	8.30	8.30	8.10	-0.1	13.800	2	Jonathan Deaton	2404	5.20	9.30	9.40	9.20	9.20	14.450
	3	Matthew Felleman	2509	5.60	9.30	9.20	9.20	9.10	14.800	3	Kevin Baker	2402	5.20	9.20	9.40	9.40	9.20	14.500	
	4	Trevor Howard	2512	5.60	9.40	9.40	9.50	9.50	15.050	4	Eddie Penev	2414	5.80	9.50	9.40	9.40	9.30	15.200	
	5	Tristan Duverglas	2507	5.60	8.60	8.50	8.50	8.30	14.100	5	Sean Senters	2416	5.60	9.60	9.70	9.50	9.50	15.150	

Vault Score: 72.300 Running Score: 292.750 Vault Score: 74.000 Running Score: 290.250

PARALLEL BARS	1	Mackenzie Dow	2506	5.70	8.70	8.70	8.50	8.60	14.350	1	Chris Turner	2418	5.50	9.20	8.80	9.00	9.00	14.500
	2	Wasef Burbar	2503	5.90	8.50	8.70	8.40	8.20	14.350	2	Dennis Zaremski	2419	5.90	8.80	8.70	9.10	9.00	14.800
	3	Preston Gall	2510	5.70	7.80	7.60	8.00	8.10	13.600	3	Brian Knott	2409	6.20	9.20	9.40	9.20	9.30	15.450
	4	Trevor Howard	2512	5.80	9.10	9.10	9.40	9.20	14.950	4	Eddie Penev	2414	5.70	8.30	8.60	8.40	8.50	14.150
	5	Felix Aronovich	2501	5.90	8.70	8.80	8.80	8.80	14.700	5	Cameron Foreman	2405	5.80	9.00	9.00	9.00	8.90	14.800

P. Bar Score: 71.950 Running Score: 364.700 P. Bar Score: 73.700 Running Score: 363.950

HIGH BAR	1	Mackenzie Dow	2506	6.10	8.40	8.30	8.60	8.40	14.500	1	Brian Knott	2409	5.20	9.10	9.20	9.00	9.20	14.350
	2	Tony Beck	2502	5.50	8.70	8.80	8.70	8.40	14.200	2	John Martin	2411	5.80	9.00	8.90	8.90	8.70	14.700
	3	Wasef Burbar	2503	5.60	7.40	7.20	7.40	7.50	13.000	3	Eddie Penev	2414	5.60	8.40	8.50	8.60	8.60	14.150
	4	Matthew Felleman	2509	6.00	9.20	9.00	9.20	8.80	15.100	4	Paul Hichwa	2408	5.80	8.60	8.40	8.70	8.30	14.300
	5	Felix Aronovich	2501	5.70	8.80	8.80	9.00	9.00	14.600	5	Cameron Foreman	2405	6.10	8.50	8.50	8.70	8.90	14.700

H. Bar Score: 71.400 Running Score: 436.100 H. Bar Score: 72.200 Running Score: 436.150

Final Team Score: 436.100

Final Team Score: 436.150

All-Arounders

All-Arounders

FX	Aronovich								Penev							
PH	14.400								15.350							
SR	14.200								13.900							
VT	14.700								14.600							
PB	14.300								15.200							
HB	14.700								14.150							
AA	14.600								14.150							
	86.900								87.350							

Judge's Signatures * FX * PH * SR * VT * PB * HB
 George Krenk, John Scanla Rich Ellis, Dan Keating Tom McNamee, Tom Varne Lenny Lucarello, Dave John Brian Meeker, Nate Dotson Greg Kester, Don Osborn
 * Head Judge
 FX PH SR VT PB HB
 Joe Strank, Zach Gagnon Don Jackson, Bob Feinglas Sean Monaco, Justin Kreit Paul Tickenoff, Jim Benson Dan Wood, Mickey Gorn Bruce Temple, David Eaton
 Coach's Signature Coach's Signature

NCAA Gymnastics Score Sheet

Teams: Home Univ. Of Illinois Visitor Univ. Of Iowa

Date Apr 20, 2013 Place Recreation Hall Attendance 0

Name		D	1	2	3	4	nd	AVE	Name		D	1	2	3	4	nd	AVE
F L O O R	1 Josh Wilson 1521	5.70	8.80	9.00	8.80	8.70		14.500	1 Jack Boyle 2105	5.10	9.00	9.00	8.90	8.90		14.050	
	2 Alex Varga 1519	6.00	8.30	8.20	8.20	8.30	-0.1	14.150	2 Eric Lofstrom 2111	4.90	9.10	9.20	9.10	9.00		14.000	
	3 Fred Hartville 1504	6.00	7.00	6.80	6.80	7.00		12.900	3 Lance Alberhasky 2101	5.20	9.30	9.30	9.30	9.30		14.500	
	4 Yoshi Mori 1510	6.20	8.90	8.70	8.60	8.60		14.850	4 Brandon Field 2108	5.20	9.50	9.50	9.50	9.40		14.700	
	5 Vince Smurro 1516	6.30	8.90	9.00	8.80	8.60	-0.1	15.050	5 Matt Loochtan 2112	5.70	8.50	8.40	8.40	8.50		14.150	

Floor Score: **71.450** Running Score: **71.450** Floor Score: **71.400** Running Score: **71.400**

P O M M E L	1 Yoshi Mori 1510	5.00	8.50	8.30	8.30	8.30		13.300	1 Doug Sullivan 2118	5.20	8.80	8.70	9.00	8.80		14.000
	2 Chad Mason 1508	5.90	6.60	6.50	6.30	6.20		12.300	2 Del Vecchio Orozco 2116	5.10	7.60	7.40	7.60	7.40		12.600
	3 Jacob Tilsley 1517	6.10	8.20	8.00	8.00	7.90		14.100	3 Broderick Shemansky 2117	5.60	7.70	7.80	7.50	7.20		13.200
	4 Joey Peters 1511	5.40	8.50	8.60	8.50	8.60		13.950	4 Anton Gryshayev 2109	5.30	8.60	8.60	8.50	8.40		13.850
	5 Logan Bradley 1502	6.00	8.40	8.30	8.20	8.20		14.250	5 Eric Lofstrom 2111	5.10	8.50	8.40	8.40	8.50		13.550

Pommel Score: **67.900** Running Score: **139.350** Pommel Score: **67.200** Running Score: **138.600**

R I N G S	1 Max Mayr 1509	5.90	8.80	8.60	8.90	8.70		14.650	1 Jack Boyle 2105	5.80	9.10	8.90	8.90	8.70		14.700
	2 Andrew Margolis 1507	5.50	8.80	8.70	8.80	9.10		14.300	2 Lance Alberhasky 2101	5.40	8.50	8.50	8.60	8.80		13.950
	3 Joey Peters 1511	6.20	8.70	8.50	8.50	8.70		14.800	3 William Albert 2102	5.90	9.10	9.30	9.40	9.40		15.250
	4 Cameron Rogers 1513	5.60	9.30	9.20	9.10	9.10		14.750	4 Javier Balboa 2103	6.30	9.10	9.00	9.30	9.10		15.400
	5 Mike Wilner 1520	6.30	9.10	8.90	9.20	9.00		15.350	5 Anton Gryshayev 2109	6.40	9.00	9.40	9.30	9.00		15.550

Rings Score: **73.850** Running Score: **213.200** Rings Score: **74.850** Running Score: **213.450**

V A U L T	1 Jacob Tilsley 1517	5.20	9.30	9.20	9.10	8.90		14.350	1 Cyrus Dobre-Mofid 2107	5.20	9.10	9.20	9.20	9.10		14.350
	2 Alex Varga 1519	5.60	9.00	9.30	9.10	9.10		14.700	2 Javier Balboa 2103	5.30	9.50	9.40	9.40	9.50		14.750
	3 Josh Wilson 1521	5.20	8.30	8.30	8.40	8.20	-0.1	13.400	3 William Albert 2102	5.20	8.20	8.20	8.10	8.10		13.350
	4 Yoshi Mori 1510	5.20	9.20	9.20	9.30	9.30		14.450	4 Brandon Field 2108	5.20	9.40	9.20	9.20	9.30	-0.1	14.350
	5 Fred Hartville 1504	5.70	9.50	9.60	9.70	9.60		15.300	5 Matt Loochtan 2112	5.20	9.20	9.40	9.30	9.20		14.450

Vault Score: **72.200** Running Score: **285.400** Vault Score: **71.250** Running Score: **284.700**

P B A R	1 Joey Peters 1511	6.00	8.00	8.40	8.20	8.00		14.100	1 Lance Alberhasky 2101	5.60	8.10	8.30	8.20	8.40		13.850
	2 Max Mayr 1509	5.60	9.00	8.90	8.90	8.70		14.500	2 Cyrus Dobre-Mofid 2107	5.60	9.00	8.90	8.90	8.70		14.500
	3 Austin Phillips 1512	5.80	7.50	7.70	7.50	7.50		13.300	3 Mitchell Landau 2110	5.40	9.00	8.80	9.10	9.00		14.400
	4 Yoshi Mori 1510	5.70	6.90	7.30	7.20	7.20		12.900	4 Jack Boyle 2105	5.80	9.00	8.70	8.30	8.50		14.400
	5 Cameron Rogers 1513	5.20	8.40	8.40	7.80	8.00		13.400	5 Javier Balboa 2103	6.10	8.30	8.10	8.40	8.20		14.350

P. Bar Score: **68.200** Running Score: **353.600** P. Bar Score: **71.500** Running Score: **356.200**

H B A R	1 Vince Smurro 1516	5.30	8.80	8.60	8.50	8.70		13.950	1 Broderick Shemansky 2117	5.10	9.10	9.00	9.10	9.40		14.200
	2 Max Mayr 1509	5.10	7.50	7.40	7.40	7.80		12.550	2 Lance Alberhasky 2101	5.40	8.20	8.10	8.40	8.20		13.600
	3 Yoshi Mori 1510	5.60	8.20	8.30	8.10	8.10		13.750	3 Jack Boyle 2105	5.60	8.80	8.90	8.60	8.50		14.300
	4 Joey Peters 1511	5.70	8.10	8.20	8.50	8.40		14.000	4 Javier Balboa 2103	4.90	8.90	8.80	8.60	8.90		13.750
	5 Austin Phillips 1512	5.90	8.80	8.60	8.80	9.00		14.700	5 Mitchell Landau 2110	5.50	8.60	8.80	9.00	9.00		14.400

H. Bar Score: **68.950** Running Score: **422.550** H. Bar Score: **70.250** Running Score: **426.450**

Final Team Score: **422.550**

Final Team Score: **426.450**

All-Arounders

All-Arounders

FX	Mori 14.850	Peters 14.100				Balboa 13.850				
PH	13.300	13.950				13.550				
SR	13.150	14.800				15.400				
VT	14.450	13.800				14.750				
PB	12.900	14.100				14.350				
HB	13.750	14.000				13.750				
AA	82.400	84.750				85.650				

Judge's Signatures * FX George Krenk, John Scanla * PH Rich Ellis, Dan Keating * SR Tom McNamee, Tom Varne * VT Lenny Lucarello, Dave John * PB Brian Meeker, Nate Dotson * HB Greg Kester, Don Osborn

* Head Judge Joe Strank, Zach Gagnon Don Jackson, Bob Feinglas Sean Monaco, Justin Kreit Paul Tickenoff, Jim Benson Dan Wood, Mickey Gorn Bruce Temple, David Eaton

Coach's Signature _____ Coach's Signature _____

NCAA Gymnastics Score Sheet

Teams: Home Univ. Of Michigan Visitor Univ. Of Oklahoma

Date Apr 20, 2013 Place Recreation Hall Attendance 0

	Name	D	1	2	3	4	nd	AVE	Name	D	1	2	3	4	nd	AVE				
F L O O R	1	Rohan Sebastian	1121	6.10	9.10	9.20	8.90	9.10		15.200	1	Dylan Akers	1001	5.80	8.80	9.00	8.60	8.70		14.550
	2	Syque Caesar	1103	5.90	9.40	9.40	9.30	9.20		15.250	2	Kanji Oyama	1008	6.10	9.30	9.00	9.10	9.20		15.250
	3	Adrian de los Angeles	1124	6.40	8.90	9.00	8.80	8.90		15.300	3	Raymond White	1016	5.80	8.60	8.50	8.60	8.80		14.400
	4	Sam Mikulak	1115	5.90	9.20	9.30	9.30	9.20		15.150	4	Presten Ellsworth	1005	5.80	8.90	8.90	8.80	8.60		14.650
	5	Stacey Ervin	1105	6.70	7.70	7.70	7.50	7.60		14.350	5	Alec Robin	1012	6.00	8.80	8.80	8.60	8.70		14.750

Floor Score: **75.250** Running Score: **75.250** Floor Score: **73.600** Running Score: **73.600**

P O M M E L	1	Nolan Novak	1116	5.90	8.20	8.20	8.10	7.90		14.050	1	Troy Nitzky	1007	5.60	8.50	8.50	8.40	8.40		14.050
	2	Dylan James	1112	5.80	9.00	8.90	8.80	8.90		14.700	2	Raymond White	1016	5.50	9.10	9.10	9.10	8.90		14.600
	3	Adrian de los Angeles	1124	5.90	8.50	8.40	8.40	8.60		14.350	3	Alec Robin	1012	5.30	8.70	8.80	8.70	8.60		14.000
	4	Sam Mikulak	1115	5.60	9.30	9.10	9.20	9.30		14.850	4	Sergey Resnick	1011	5.60	8.20	8.30	8.10	8.20		13.800
	5	Matt Freeman	1107	5.70	8.70	8.50	8.80	8.50		14.300	5	Michael Reid	1010	6.00	9.10	9.20	9.20	9.00		15.150

Pommel Score: **72.250** Running Score: **147.500** Pommel Score: **71.600** Running Score: **145.200**

R I N G S	1	Alex Bubnov	1102	5.90	9.30	9.10	9.40	9.50		15.250	1	William Clement	1003	5.20	9.30	9.30	8.90	9.30		14.500
	2	Jordan Gaarenstroom	1108	6.40	9.30	9.20	9.20	9.10		15.600	2	Presten Ellsworth	1005	5.30	9.60	9.60	9.70	9.70		14.950
	3	Rohan Sebastian	1121	6.00	9.10	8.70	8.70	8.70		14.700	3	Troy Nitzky	1007	5.90	9.00	8.80	9.00	8.80		14.800
	4	Sam Mikulak	1115	6.00	9.20	9.30	9.00	9.30		15.250	4	Chris Stehl	1015	6.30	9.20	9.20	9.00	9.00		15.400
	5	Matt Freeman	1107	6.10	8.80	8.80	9.10	9.00		15.000	5	Michael Squires	1014	6.60	9.20	9.50	9.20	9.10		15.800

Rings Score: **75.800** Running Score: **223.300** Rings Score: **75.450** Running Score: **220.650**

V A U L T	1	Konner Ackerman	1101	5.20	9.30	9.20	9.20	9.00		14.400	1	Todd Dowdy	1004	5.20	9.50	9.40	9.40	9.50		14.650
	2	Michael Strathern	1122	5.60	8.10	8.30	8.50	8.30		13.900	2	Kanji Oyama	1008	5.20	9.40	9.30	9.30	9.20		14.500
	3	Sam Mikulak	1115	5.60	9.40	9.40	9.40	9.40	-0.1	14.900	3	Raymond White	1016	5.20	9.50	9.50	9.50	9.50		14.700
	4	Adrian de los Angeles	1124	5.60	9.10	9.30	9.30	9.30	-0.1	14.800	4	Presten Ellsworth	1005	5.60	9.30	9.10	9.40	9.20		14.850
	5	Stacey Ervin	1105	5.60	9.50	9.40	9.50	9.40		15.050	5	Alec Robin	1012	5.70	9.70	9.70	9.70	9.60		15.400

Vault Score: **73.050** Running Score: **296.350** Vault Score: **74.100** Running Score: **294.750**

P B A R	1	Stacey Ervin	1105	5.50	9.20	9.20	9.30	9.10		14.700	1	Chris Stehl	1015	5.20	9.10	9.00	9.30	9.30		14.400
	2	Nick Hunter	1111	5.50	8.50	8.50	8.60	8.80		14.050	2	Sergey Resnick	1011	5.70	8.90	8.90	8.50	8.70		14.500
	3	Syque Caesar	1103	6.00	9.00	9.10	8.80	8.60		14.900	3	Alec Robin	1012	5.10	9.30	9.30	9.20	9.30		14.400
	4	Adrian de los Angeles	1124	6.00	8.90	8.90	8.70	8.70		14.800	4	Presten Ellsworth	1005	5.70	8.50	8.60	8.80	8.90		14.400
	5	Sam Mikulak	1115	6.00	9.30	9.20	9.50	9.40		15.350	5	Danny Berardini	1002	5.60	9.40	9.30	9.30	9.10		14.900

P. Bar Score: **73.800** Running Score: **370.150** P. Bar Score: **72.600** Running Score: **367.350**

H B A R	1	Michael Strathern	1122	5.10	8.90	9.10	8.80	9.10		14.100	1	Ethan Jose	1006	5.60	8.90	8.70	9.00	9.20		14.550
	2	Nick Hunter	1111	5.50	8.80	8.70	8.60	8.80		14.250	2	Alec Robin	1012	5.70	9.00	9.00	8.70	8.70		14.550
	3	Syque Caesar	1103	5.70	9.00	8.80	8.90	8.80		14.550	3	Danny Berardini	1002	5.40	9.10	9.20	8.80	8.60		14.350
	4	Adrian de los Angeles	1124	5.70	9.00	8.80	8.60	8.80		14.500	4	Stanton Rehkemper	1009	5.40	9.10	9.00	9.10	9.20		14.500
	5	Sam Mikulak	1115	6.50	9.00	9.20	9.10	9.20		15.650	5	William Clement	1003	5.50	9.30	9.30	9.30	9.20		14.800

H. Bar Score: **73.050** Running Score: **443.200** H. Bar Score: **72.750** Running Score: **440.100**

Final Team Score: **443.200**

Final Team Score: **440.100**

All-Arounders

All-Arounders

FX	Mikulak	de los Angeles								Robin						
PH	15.150	15.300								14.750						
SR	14.850	14.350								14.000						
VT	15.250	14.600								13.550						
PB	14.900	14.800								15.400						
HB	15.350	14.800								14.400						
AA	15.650	14.500								14.550						
	91.150	88.350								86.650						

Judge's Signatures * FX George Krenk, John Scanla * PH Rich Ellis, Dan Keating * SR Tom McNamee, Tom Varne * VT Lenny Lucarello, Dave John * PB Brian Meeker, Nate Dotson * HB Greg Kester, Don Osborn







* Head Judge FX Joe Strank, Zach Gagnon PH Don Jackson, Bob Feinglas SR Sean Monaco, Justin Kreit VT Paul Tickenoff, Jim Benson PB Dan Wood, Mickey Gorn HB Bruce Temple, David Eaton

Coach's Signature _____ Coach's Signature _____

2013 NCAA Championships - Finals

Team Results

Apr 20, 2013

Rank	Gym	Team	Score						
1	Michigan	X	443.200	75.250 1	72.250 1	75.800 1	73.050 3	73.800 1	73.050 1
2	Oklahoma	X	440.100	73.600 2T	71.600 3	75.450 2	74.100 1	72.600 3	72.750 2
3	Stanford	X	436.150	73.500 4	70.100 4	72.650 6	74.000 2	73.700 2	72.200 3
4	PSU	X	436.100	73.600 2T	71.850 2	75.000 3	72.300 4	71.950 4	71.400 4
5	Iowa	X	426.450	71.400 6	67.200 6	74.850 4	71.250 6	71.500 5	70.250 5
6	Illinois	X	422.550	71.450 5	67.900 5	73.850 5	72.200 5	68.200 6	68.950 6







2013 NCAA Championships - Finals

Page: 1
Printed: 4/20/2013 9:45 PM

Event Results - AA

Men / SR
Session: 3

Apr 20, 2013

Rank	Num	Name	Gym							AA
1	1115	Sam Mikulak	Michigan	15.150	14.850	15.250	14.900	15.350	15.650	91.150
2	1124	Adrian de los Angeles	Michigan	15.300	14.350	14.600	14.800	14.800	14.500	88.350
3	2414	Eddie Penev	Stanford	15.350	13.900	14.600	15.200	14.150	14.150	87.350
4	2501	Felix Aronovich	PSU	14.400	14.200	14.700	14.300	14.700	14.600	86.900
5	1012	Alec Robin	Oklahoma	14.750	14.000	13.550	15.400	14.400	14.550	86.650
6	2103	Javier Balboa	Iowa	13.850	13.550	15.400	14.750	14.350	13.750	85.650
7	1602	Wyatt Aycock	Nebraska	14.300	14.100	14.000	14.300	14.550	13.950	85.200
8	1511	Joey Peters	Illinois	14.100	13.950	14.800	13.800	14.100	14.000	84.750
9	2313	Joseph Hodges	UIC	14.100	13.550	13.750	13.850	13.500	14.000	82.750
10	1510	Yoshi Mori	Illinois	14.850	13.300	13.150	14.450	12.900	13.750	82.400
11	1307	Daniel Potemski	W&M	13.700	13.300	13.950	13.300	14.050	13.900	82.200
12	2302	Chris Junghans	Navy	13.100	14.250	13.700	13.900	13.750	13.300	82.000
13	2312	Jason Gaides	UIC	13.650	11.550	13.250	13.250	13.050	13.050	77.800
14	1302	Kip Webber	Army	14.550	11.350	13.700	14.100	12.950	11.050	77.700

2013 NCAA Championships - Finals

Page: 1
Printed: 4/20/2013 9:45 PM

Event Results - Floor

Men / SR
Session: 3

Apr 20, 2013



Rank	Num	Name	Gym	Diff	Exec	ND	Score	Out
1	2512	Trevor Howard	PSU	6.500	8.950	..	15.450	0.000
2	2414	Eddie Penev	Stanford	6.700	8.650	..	15.350	0.100
3	1124	Adrian de los Angeles	Michigan	6.400	8.900	..	15.300	0.150
4T	1103	Syque Caesar	Michigan	5.900	9.350	..	15.250	0.200
4T	1008	Kanji Oyama	Oklahoma	6.100	9.150	..	15.250	0.200
6T	2219	Danny Steiner	Ohio State	6.100	9.100	..	15.200	0.250
6T	1121	Rohan Sebastian	Michigan	6.100	9.100	..	15.200	0.250
8	1115	Sam Mikulak	Michigan	5.900	9.250	..	15.150	0.300
9	1516	Vince Smurro	Illinois	6.300	8.850	-0.1	15.050	0.400
10	2416	Sean Senters	Stanford	5.900	9.050	..	14.950	0.500
11T	2511	Craig Hernandez	PSU	5.700	9.150	..	14.850	0.600
11T	1416	Yoshi Morinishi	Minnesota	5.900	8.950	..	14.850	0.600
11T	1510	Yoshi Mori	Illinois	6.200	8.650	..	14.850	0.600
14	2504	Matt Chelberg	PSU	6.300	8.500	..	14.800	0.650
15T	1012	Alec Robin	Oklahoma	6.000	8.750	..	14.750	0.700
15T	1401	Sean Bauer	Minnesota	6.200	8.550	..	14.750	0.700
17	2108	Brandon Field	Iowa	5.200	9.500	..	14.700	0.750
18	1005	Presten Ellsworth	Oklahoma	5.800	8.850	..	14.650	0.800
19T	1001	Dylan Akers	Oklahoma	5.800	8.750	..	14.550	0.900
19T	1302	Kip Webber	Army	6.000	8.550	..	14.550	0.900
21T	2101	Lance Alberhasky	Iowa	5.200	9.300	..	14.500	0.950
21T	1521	Josh Wilson	Illinois	5.700	8.800	..	14.500	0.950
23	2408	Paul Hichwa	Stanford	6.000	8.550	-0.1	14.450	1.000
24T	1016	Raymond White	Oklahoma	5.800	8.600	..	14.400	1.050
24T	2501	Felix Aronovich	PSU	5.900	8.500	..	14.400	1.050
24T	2412	Jordan Nolff	Stanford	5.900	8.500	..	14.400	1.050
27T	2410	Michael Levy	Stanford	5.800	8.550	..	14.350	1.100
27T	1409	Matt Frey	Minnesota	5.900	8.450	..	14.350	1.100
27T	2010	Steven Lacombe	California	6.000	8.350	..	14.350	1.100
27T	1105	Stacey Ervin	Michigan	6.700	7.650	..	14.350	1.100
31	1602	Wyatt Aycok	Nebraska	5.600	8.800	-0.1	14.300	1.150
32T	2112	Matt Loochtan	Iowa	5.700	8.450	..	14.150	1.300
32T	1519	Alex Varga	Illinois	6.000	8.250	-0.1	14.150	1.300
34T	2313	Joseph Hodges	UIC	5.200	8.900	..	14.100	1.350
34T	1511	Joey Peters	Illinois	5.500	8.600	..	14.100	1.350
34T	2503	Wasef Burbar	PSU	5.700	8.400	..	14.100	1.350
37	2105	Jack Boyle	Iowa	5.100	8.950	..	14.050	1.400
38	2111	Eric Lofstrom	Iowa	4.900	9.100	..	14.000	1.450
39	2103	Javier Balboa	Iowa	5.400	8.450	..	13.850	1.600
40	1307	Daniel Potemski	W&M	5.000	8.700	..	13.700	1.750
41	2312	Jason Gaides	UIC	5.500	8.150	..	13.650	1.800
42	2011	Jeffrey Langenstein	California	6.400	7.050	..	13.450	2.000
43	2302	Chris Junghans	Navy	5.500	7.600	..	13.100	2.350
44	1504	Fred Hartville	Illinois	6.000	6.900	..	12.900	2.550

2013 NCAA Championships - Finals

Event Results - Pommel

Apr 20, 2013

Page: 1
Printed: 4/20/2013 9:45 PM

Men / SR
Session: 3



Rank	Num	Name	Gym	Diff	Exec	ND	Score	Out
1	1010	Michael Reid	Oklahoma	6.000	9.150	..	15.150	0.000
2	1413	Ellis Mannon	Minnesota	6.200	8.800	..	15.000	0.150
3	2214	Michael Newburger	Ohio State	6.200	8.750	..	14.950	0.200
4T	1115	Sam Mikulak	Michigan	5.600	9.250	..	14.850	0.300
4T	2508	Adrian Evans	PSU	6.000	8.850	..	14.850	0.300
6	2411	John Martin	Stanford	5.900	8.850	..	14.750	0.400
7T	2006	Takahiro Kawada	California	5.700	9.000	..	14.700	0.450
7T	1112	Dylan James	Michigan	5.800	8.900	..	14.700	0.450
9	1016	Raymond White	Oklahoma	5.500	9.100	..	14.600	0.550
10	1301	Garrek Hojan-Clark	Army	6.300	8.250	..	14.550	0.600
11	2510	Preston Gall	PSU	5.900	8.550	..	14.450	0.700
12	1124	Adrian de los Angeles	Michigan	5.900	8.450	..	14.350	0.800
13T	2409	Brian Knott	Stanford	5.300	9.000	..	14.300	0.850
13T	1107	Matt Freeman	Michigan	5.700	8.600	..	14.300	0.850
15T	2302	Chris Junghans	Navy	5.200	9.050	..	14.250	0.900
15T	2506	Mackenzie Dow	PSU	5.600	8.650	..	14.250	0.900
15T	1614	Ethan Lottman	Nebraska	5.700	8.550	..	14.250	0.900
15T	1502	Logan Bradley	Illinois	6.000	8.250	..	14.250	0.900
19	2501	Felix Aronovich	PSU	5.900	8.300	..	14.200	0.950
20T	1602	Wyatt Aycok	Nebraska	5.500	8.600	..	14.100	1.050
20T	2418	Chris Turner	Stanford	6.000	8.100	..	14.100	1.050
20T	1517	Jacob Tilsley	Illinois	6.100	8.000	..	14.100	1.050
20T	2511	Craig Hernandez	PSU	6.300	7.800	..	14.100	1.050
24T	1007	Troy Nitzky	Oklahoma	5.600	8.450	..	14.050	1.100
24T	1116	Nolan Novak	Michigan	5.900	8.150	..	14.050	1.100
26T	2118	Doug Sullivan	Iowa	5.200	8.800	..	14.000	1.150
26T	1012	Alec Robin	Oklahoma	5.300	8.700	..	14.000	1.150
28	1511	Joey Peters	Illinois	5.400	8.550	..	13.950	1.200
29	2414	Eddie Penev	Stanford	5.600	8.300	..	13.900	1.250
30	2109	Anton Gryshayev	Iowa	5.300	8.550	..	13.850	1.300
31	1011	Sergey Resnick	Oklahoma	5.600	8.200	..	13.800	1.350
32T	2111	Eric Lofstrom	Iowa	5.100	8.450	..	13.550	1.600
32T	2103	Javier Balboa	Iowa	5.300	8.250	..	13.550	1.600
32T	2313	Joseph Hodges	UIC	5.700	7.850	..	13.550	1.600
35T	1510	Yoshi Mori	Illinois	5.000	8.300	..	13.300	1.850
35T	1307	Daniel Potemski	W&M	5.300	8.000	..	13.300	1.850
37	2117	Broderick Shemansky	Iowa	5.600	7.600	..	13.200	1.950
38	2401	Gabriel Alvarado	Stanford	5.900	7.150	..	13.050	2.100
39	2116	Del Vecchio Orozco	Iowa	5.100	7.500	..	12.600	2.550
40T	1508	Chad Mason	Illinois	5.900	6.400	..	12.300	2.850
40T	2311	Lukasz Adamczyk	UIC	5.900	6.400	..	12.300	2.850
42	2312	Jason Gaides	UIC	5.000	6.550	..	11.550	3.600
43	1302	Kip Webber	Army	4.200	7.150	..	11.350	3.800

2013 NCAA Championships - Finals

Event Results - Rings

Apr 20, 2013

Page: 1
Printed: 4/20/2013 9:45 PM

Men / SR
Session: 3



Rank	Num	Name	Gym	Diff	Exec	ND	Score	Out
1	1014	Michael Squires	Oklahoma	6.600	9.200	..	15.800	0.000
2	1108	Jordan Gaarenstroom	Michigan	6.400	9.200	..	15.600	0.200
3	2109	Anton Gryshayev	Iowa	6.400	9.150	..	15.550	0.250
4T	1305	Landon Funicello	W&M	6.300	9.150	..	15.450	0.350
4T	2515	Parker Raque	PSU	6.500	8.950	..	15.450	0.350
6T	1015	Chris Stehl	Oklahoma	6.300	9.100	..	15.400	0.400
6T	2103	Javier Balboa	Iowa	6.300	9.100	..	15.400	0.400
8T	1520	Mike Wilner	Illinois	6.300	9.050	..	15.350	0.450
8T	2517	Scott Rosenthal	PSU	6.400	8.950	..	15.350	0.450
10T	1102	Alex Bubnov	Michigan	5.900	9.350	..	15.250	0.550
10T	2102	William Albert	Iowa	5.900	9.350	..	15.250	0.550
10T	1115	Sam Mikulak	Michigan	6.000	9.250	..	15.250	0.550
13	2010	Steven Lacombe	California	6.600	8.500	..	15.100	0.700
14T	2410	Michael Levy	Stanford	5.800	9.200	..	15.000	0.800
14T	1107	Matt Freeman	Michigan	6.100	8.900	..	15.000	0.800
14T	2512	Trevor Howard	PSU	6.100	8.900	..	15.000	0.800
17	1005	Presten Ellsworth	Oklahoma	5.300	9.650	..	14.950	0.850
18T	1414	Jack Metcalf	Minnesota	6.000	8.850	..	14.850	0.950
18T	2308	Ryan Ponce	Springfield	6.100	8.750	..	14.850	0.950
18T	2419	Dennis Zaremski	Stanford	6.100	8.750	..	14.850	0.950
21T	1007	Troy Nitzky	Oklahoma	5.900	8.900	..	14.800	1.000
21T	1511	Joey Peters	Illinois	6.200	8.600	..	14.800	1.000
23	1513	Cameron Rogers	Illinois	5.600	9.150	..	14.750	1.050
24T	2412	Jordan Nolff	Stanford	5.600	9.100	..	14.700	1.100
24T	2105	Jack Boyle	Iowa	5.800	8.900	..	14.700	1.100
24T	1121	Rohan Sebastian	Michigan	6.000	8.700	..	14.700	1.100
24T	2501	Felix Aronovich	PSU	6.100	8.600	..	14.700	1.100
28T	1509	Max Mayr	Illinois	5.900	8.750	..	14.650	1.150
28T	2212	Drew Moling	Ohio State	6.000	8.650	..	14.650	1.150
30T	2414	Eddie Penev	Stanford	5.400	9.200	..	14.600	1.200
30T	1124	Adrian de los Angeles	Michigan	6.000	8.600	..	14.600	1.200
32T	1003	William Clement	Oklahoma	5.200	9.300	..	14.500	1.300
32T	2514	Nihir Kothari	PSU	5.600	8.900	..	14.500	1.300
34	1204	Gared Chapman	Air Force	5.900	8.450	..	14.350	1.450
35	1507	Andrew Margolis	Illinois	5.500	8.800	..	14.300	1.500
36	1602	Wyatt Aycock	Nebraska	5.200	8.800	..	14.000	1.800
37T	1307	Daniel Potemski	W&M	5.000	8.950	..	13.950	1.850
37T	2101	Lance Alberhasky	Iowa	5.400	8.550	..	13.950	1.850
39	2313	Joseph Hodges	UIC	5.000	8.750	..	13.750	2.050
40T	2302	Chris Junghans	Navy	5.000	8.700	..	13.700	2.100
40T	1302	Kip Webber	Army	6.000	7.700	..	13.700	2.100
42	1012	Alec Robin	Oklahoma	4.800	8.750	..	13.550	2.250
43	2418	Chris Turner	Stanford	5.700	7.800	..	13.500	2.300
44	2312	Jason Gaides	UIC	5.400	7.850	..	13.250	2.550
45	1510	Yoshi Mori	Illinois	5.300	7.850	..	13.150	2.650

2013 NCAA Championships - Finals

Event Results - Vault

Apr 20, 2013

Page: 1
Printed: 4/20/2013 9:45 PM

Men / SR
Session: 3



Rank	Num	Name	Gym	Diff	Exec	ND	Score	Out
1	1012	Alec Robin	Oklahoma	5.700	9.700	..	15.400	0.000
2	1504	Fred Hartville	Illinois	5.700	9.600	..	15.300	0.100
3	2414	Eddie Penev	Stanford	5.800	9.400	..	15.200	0.200
4	2416	Sean Senters	Stanford	5.600	9.550	..	15.150	0.250
5T	1303	Neal Courter	W&M	5.600	9.550	-0.1	15.050	0.350
5*	2512	Trevor Howard	PSU	5.600	9.450	..	15.050	0.350
5*	1105	Stacey Ervin	Michigan	5.600	9.450	..	15.050	0.350
8T	1615	Grant Perdue	Nebraska	5.600	9.400	..	15.000	0.400
8T	2222	Jeff Treleaven	Ohio State	5.600	9.400	..	15.000	0.400
10	1115	Sam Mikulak	Michigan	5.600	9.400	-0.1	14.900	0.500
11T	1005	Presten Ellsworth	Oklahoma	5.600	9.250	..	14.850	0.550
11T	2306	Chris Jost	Springfield	5.600	9.250	..	14.850	0.550
13T	1124	Adrian de los Angeles	Michigan	5.600	9.300	-0.1	14.800	0.600
13T	2509	Matthew Felleman	PSU	5.600	9.200	..	14.800	0.600
15	2103	Javier Balboa	Iowa	5.300	9.450	..	14.750	0.650
16T	1016	Raymond White	Oklahoma	5.200	9.500	..	14.700	0.700
16T	2410	Michael Levy	Stanford	5.200	9.500	..	14.700	0.700
16T	1519	Alex Varga	Illinois	5.600	9.100	..	14.700	0.700
19	1004	Todd Dowdy	Oklahoma	5.200	9.450	..	14.650	0.750
20	2010	Steven Lacombe	California	5.600	9.100	-0.1	14.600	0.800
21	2518	Ismael Sanabria	PSU	5.200	9.350	..	14.550	0.850
22T	2402	Kevin Baker	Stanford	5.200	9.300	..	14.500	0.900
22T	1008	Kanji Oyama	Oklahoma	5.200	9.300	..	14.500	0.900
24*	2404	Jonathan Deaton	Stanford	5.200	9.250	..	14.450	0.950
24*	2112	Matt Loochtan	Iowa	5.200	9.250	..	14.450	0.950
24T	1510	Yoshi Mori	Illinois	5.200	9.250	..	14.450	0.950
27	1101	Konner Ackerman	Michigan	5.200	9.200	..	14.400	1.000
28T	2108	Brandon Field	Iowa	5.200	9.250	-0.1	14.350	1.050
28T	1517	Jacob Tilsley	Illinois	5.200	9.150	..	14.350	1.050
28T	2107	Cyrus Dobre-Mofid	Iowa	5.200	9.150	..	14.350	1.050
31T	2501	Felix Aronovich	PSU	4.800	9.500	..	14.300	1.100
31T	1602	Wyatt Aycok	Nebraska	5.200	9.200	-0.1	14.300	1.100
33*	2507	Tristan Duverglas	PSU	5.600	8.500	..	14.100	1.300
33*	1302	Kip Webber	Army	5.600	8.500	..	14.100	1.300
35T	2302	Chris Junghans	Navy	4.800	9.100	..	13.900	1.500
35T	1122	Michael Strathern	Michigan	5.600	8.300	..	13.900	1.500
37	2313	Joseph Hodges	UIC	4.400	9.450	..	13.850	1.550
38T	1511	Joey Peters	Illinois	4.500	9.300	..	13.800	1.600
38T	2515	Parker Raque	PSU	5.600	8.300	-0.1	13.800	1.600
40	1204	Gared Chapman	Air Force	5.600	8.200	-0.1	13.700	1.700
41	1521	Josh Wilson	Illinois	5.200	8.300	-0.1	13.400	2.000
42	2102	William Albert	Iowa	5.200	8.150	..	13.350	2.050
43	1307	Daniel Potemski	W&M	5.200	8.200	-0.1	13.300	2.100
44	2312	Jason Gaides	UIC	5.200	8.150	-0.1	13.250	2.150

2013 NCAA Championships - Finals

Event Results - P Bars

Apr 20, 2013

Page: 1
Printed: 4/20/2013 9:45 PM

Men / SR
Session: 3



Rank	Num	Name	Gym	Diff	Exec	ND	Score	Out
1	2409	Brian Knott	Stanford	6.200	9.250	..	15.450	0.000
2	1115	Sam Mikulak	Michigan	6.000	9.350	..	15.350	0.100
3	2512	Trevor Howard	PSU	5.800	9.150	..	14.950	0.500
4T	1604	Sam Chamberlain	Nebraska	5.400	9.500	..	14.900	0.550
4T	1002	Danny Berardini	Oklahoma	5.600	9.300	..	14.900	0.550
4T	1103	Syque Caesar	Michigan	6.000	8.900	..	14.900	0.550
7	2012	Jonathan Liu	California	5.900	8.950	..	14.850	0.600
8T	2405	Cameron Foreman	Stanford	5.800	9.000	..	14.800	0.650
8T	2419	Dennis Zaremski	Stanford	5.900	8.900	..	14.800	0.650
8T	1124	Adrian de los Angeles	Michigan	6.000	8.800	..	14.800	0.650
11T	1105	Stacey Ervin	Michigan	5.500	9.200	..	14.700	0.750
11T	2501	Felix Aronovich	PSU	5.900	8.800	..	14.700	0.750
13T	2019	Kyle Zemeir	California	5.400	9.150	..	14.550	0.900
13T	1410	Steve Jaciuk	Minnesota	5.700	8.850	..	14.550	0.900
13T	1602	Wyatt Aycock	Nebraska	5.800	8.750	..	14.550	0.900
16T	2418	Chris Turner	Stanford	5.500	9.000	..	14.500	0.950
16*	2107	Cyrus Dobre-Mofid	Iowa	5.600	8.900	..	14.500	0.950
16*	1509	Max Mayr	Illinois	5.600	8.900	..	14.500	0.950
16T	1011	Sergey Resnick	Oklahoma	5.700	8.800	..	14.500	0.950
20T	1012	Alec Robin	Oklahoma	5.100	9.300	..	14.400	1.050
20T	1015	Chris Stehl	Oklahoma	5.200	9.200	..	14.400	1.050
20T	2110	Mitchell Landau	Iowa	5.400	9.000	..	14.400	1.050
20T	1005	Presten Ellsworth	Oklahoma	5.700	8.700	..	14.400	1.050
20T	2105	Jack Boyle	Iowa	5.800	8.600	..	14.400	1.050
25T	2506	Mackenzie Dow	PSU	5.700	8.650	..	14.350	1.100
25T	2503	Wasef Burbar	PSU	5.900	8.450	..	14.350	1.100
25T	2103	Javier Balboa	Iowa	6.100	8.250	..	14.350	1.100
28	2618	Alex Tighe	Temple	5.800	8.450	..	14.250	1.200
29T	1616	Mark Ringle	Nebraska	5.400	8.750	..	14.150	1.300
29T	2414	Eddie Penev	Stanford	5.700	8.450	..	14.150	1.300
31	1511	Joey Peters	Illinois	6.000	8.100	..	14.100	1.350
32T	1307	Daniel Potemski	W&M	5.100	8.950	..	14.050	1.400
32T	1111	Nick Hunter	Michigan	5.500	8.550	..	14.050	1.400
34	2101	Lance Alberhasky	Iowa	5.600	8.250	..	13.850	1.600
35	2302	Chris Junghans	Navy	5.200	8.550	..	13.750	1.700
36	2510	Preston Gall	PSU	5.700	7.900	..	13.600	1.850
37	2313	Joseph Hodges	UIC	4.800	8.700	..	13.500	1.950
38	1513	Cameron Rogers	Illinois	5.200	8.200	..	13.400	2.050
39	1512	Austin Phillips	Illinois	5.800	7.500	..	13.300	2.150
40	2312	Jason Gaides	UIC	4.500	8.550	..	13.050	2.400
41	1302	Kip Webber	Army	5.100	7.850	..	12.950	2.500
42	1510	Yoshi Mori	Illinois	5.700	7.200	..	12.900	2.550

2013 NCAA Championships - Finals

Event Results - H Bar

Apr 20, 2013

Page: 1
Printed: 4/20/2013 9:45 PM

Men / SR
Session: 3



Rank	Num	Name	Gym	Diff	Exec	ND	Score	Out
1	1115	Sam Mikulak	Michigan	6.500	9.150	..	15.650	0.000
2	2509	Matthew Felleman	PSU	6.000	9.100	..	15.100	0.550
3	1003	William Clement	Oklahoma	5.500	9.300	..	14.800	0.850
4T	2411	John Martin	Stanford	5.800	8.900	..	14.700	0.950
4T	1512	Austin Phillips	Illinois	5.900	8.800	..	14.700	0.950
4T	2405	Cameron Foreman	Stanford	6.100	8.600	..	14.700	0.950
7	2501	Felix Aronovich	PSU	5.700	8.900	..	14.600	1.050
8T	1006	Ethan Jose	Oklahoma	5.600	8.950	..	14.550	1.100
8T	1012	Alec Robin	Oklahoma	5.700	8.850	..	14.550	1.100
8T	1103	Syque Caesar	Michigan	5.700	8.850	..	14.550	1.100
11T	1009	Stanton Rehkemper	Oklahoma	5.400	9.100	..	14.500	1.150
11T	1124	Adrian de los Angeles	Michigan	5.700	8.800	..	14.500	1.150
11T	2506	Mackenzie Dow	PSU	6.100	8.400	..	14.500	1.150
14T	2110	Mitchell Landau	Iowa	5.500	8.900	..	14.400	1.250
14T	1410	Steve Jaciuk	Minnesota	5.800	8.600	..	14.400	1.250
14T	1622	Josh Ungar	Nebraska	6.000	8.400	..	14.400	1.250
17T	2409	Brian Knott	Stanford	5.200	9.150	..	14.350	1.300
17T	1002	Danny Berardini	Oklahoma	5.400	8.950	..	14.350	1.300
19T	2105	Jack Boyle	Iowa	5.600	8.700	..	14.300	1.350
19T	2408	Paul Hichwa	Stanford	5.800	8.500	..	14.300	1.350
21	1111	Nick Hunter	Michigan	5.500	8.750	..	14.250	1.400
22T	2117	Broderick Shemansky	Iowa	5.100	9.100	..	14.200	1.450
22T	2002	TJ Bzoskie	California	5.500	8.700	..	14.200	1.450
22T	2502	Tony Beck	PSU	5.500	8.700	..	14.200	1.450
22T	2206	Alex Johnson	Ohio State	5.700	8.500	..	14.200	1.450
26	2414	Eddie Penev	Stanford	5.600	8.550	..	14.150	1.500
27	1122	Michael Strathern	Michigan	5.100	9.000	..	14.100	1.550
28T	2313	Joseph Hodges	UIC	5.500	8.500	..	14.000	1.650
28T	1511	Joey Peters	Illinois	5.700	8.300	..	14.000	1.650
30T	1602	Wyatt Aycock	Nebraska	5.000	8.950	..	13.950	1.700
30T	1516	Vince Smurro	Illinois	5.300	8.650	..	13.950	1.700
32	1307	Daniel Potemski	W&M	4.900	9.000	..	13.900	1.750
33	1217	Mac Ritchie	Air Force	5.600	8.200	..	13.800	1.850
34T	2103	Javier Balboa	Iowa	4.900	8.850	..	13.750	1.900
34T	1510	Yoshi Mori	Illinois	5.600	8.150	..	13.750	1.900
36	2618	Alex Tighe	Temple	5.100	8.550	..	13.650	2.000
37	2101	Lance Alberhasky	Iowa	5.400	8.200	..	13.600	2.050
38	2302	Chris Junghans	Navy	4.600	8.700	..	13.300	2.350
39	2312	Jason Gaides	UIC	5.100	7.950	..	13.050	2.600
40	2503	Wasef Burbar	PSU	5.600	7.400	..	13.000	2.650
41	1509	Max Mayr	Illinois	5.100	7.450	..	12.550	3.100
42	1302	Kip Webber	Army	4.200	6.850	..	11.050	4.600