

THE UNIVERSITY OF IOWA



HAWKEYE TRACK & FIELD



TRACK CONTACTS: CHRIS BREWER & STEPHANIE DITTMER

May __, 2011

2011 OUTDOOR SCHEDULE

Date	Meet
Mar. 25-26	Stanford (W) Stanford, CA
April 1-2	LSU Invite Baton Rouge, LA
April 8-9	Sun Angel Classic Tempe, AZ
April 16	War Eagle Invitational Auburn, AL
April 16-17	Jim Duncan Invitational Des Moines, IA
April 23	Musco Twilight XII Iowa City, IA
April 28-30	Drake Relays Des Moines, IA
May 13-15	Big Ten Championships Iowa City, IA

HAWKEYES IN BIG TEN TOP 5

Men	Event	Mark	Rk.
Justin Austin	200 meters	20.87	1st
Steven Willey	400 meters	46.48	3rd
Erik Sowinski	800 meters	1:48.15	3rd
Jordan Mullen	110 hurdles	13.79	2nd
Ethan Holmes	110 hurdles	13.93	3rd
	400 hurdles	51.01	2nd
D'Juan Richardson	400 hurdles	51.12	3rd
Graham Valdes	High Jump	6-10.75	T-5
Jeffrey Herron	High Jump	6-10.75	T-5
Brandon Oest	High Jump	6-10.75	T-5
Troy Doris	Triple Jump	51-5	2nd
Matt Byers	Javelin	245-8	1st*+
Iowa (m)	400m relay	39.86	3rd
Iowa (m)	1,600m relay	3:07.23	3rd
Women	Event	Mark	Rk.
Ashley Liverpool	400 meters	53.87	2nd
Bethany Praska	400 meters	54.01	4th
	800 meters	2:05.46	1st*
McKenzie Melander	1,500 meters	4:21.35	5th
Betsy Flood	5,000 meters	16:16.41	3rd
Carisa Leacock	Long Jump	19-11.5	4th
Ashlyn Gulvas	Hammer	182-03	5th
Iowa (w)	400m relay	45.77	4th
Iowa (w)	1,600m relay	3:35.93	1st*

Conference leader in BOLD

*School Record

+Conference Record

THIS WEEK

The University of Iowa hosts the 2011 Big Ten Outdoor Track & Field Championships Friday-Sunday at the Francis X. Cretzmeyer Track in Iowa City, IA. All-session tickets are \$20 for adults and \$10 for youth. Single day passes are \$10 for adults and \$5 for youth.

FRIDAY, MAY 13

Field and multi-events start at 11 a.m.

SATURDAY, MAY 14

Multi-events continue at 9:30 a.m.

Running events start at 2:10 p.m.

SUNDAY, MAY 15

Finals begin at 11 a.m.

CRETZMEYER TRACK

Cretzmeyer track was reconstructed and refinished in 2010. It features an IAAF certified, BSS 1000 track and field surface designed by Benyon Sports Surfaces. The state of the art full-pour polyurethane surface provides the resiliency and return of energy necessary for NCAA athletes to compete at the highest level. Iowa previously hosted the 1987 and 2000 Big Ten Championships at Cretzmeyer Track.

DEFENDING CHAMPIONS

The Hawkeye crowned three champions at the 2010 Big Ten T&F Outdoor Championships. Matt Byers and Steven Willey return to defend their 2010 Big Ten titles. At last year's conference championships, Byers won the javelin as a freshman with a toss of 220'-6" (67.22m). Willey won the 400 meter title with a then-personal-best time of 46.12. Then-senior Ray Varner won the 400-meter hurdles title with a time of 50.61.

ON THE BIG TEN NETWORK

A tape-delay broadcast of the meet will air on the Big Ten Network on Sunday, May 22 at 12 p.m. CDT. Tom Werme will provide play-by-play while Craig Virgin and Rebecca Hararlow analysis. Kara Lentz will report from the field.

BIG TEN FAVORITES

Iowa enters the Championships with the top seed in four events. Justin Austin (200m, 20.87), Matt Byers (javelin, 245-8), Bethany Praska (800m, 2:05.46) and the women's 1,600m relay team (3:35.93) own the Big Ten's top marks. Byers' and Praska's marks are both school records. Byers' mark is also a Big Ten record.

WHEN THE SCHOOL RECORD ISN'T ENOUGH

Sophomore Matt Byers broke a nine-year old javelin school record at the LSU Invite (April 2). Byers registered a toss of 245-8 (74.89) to best Bill Neumann's 2002 school record (244-8), which also happened to be the Big Ten record. Byers won the Big Ten javelin title as a freshman last season and currently ranks No. 6 in the country.

4x4 DOIN' WORK

The women's 4x4 team - Bethany Praska, Tiffany Hendricks, Ashley Liverpool and Nicole Erickson - set a program record with their first place effort at the Drake Relays (4/28). Their 3:35.93 mark leads the Big Ten and ranks 23rd nationally.

WILLEY OR WON'T HE?... HE WILL

Senior All-American and defending Big Ten 400 meter champion Steven Willey captured a first-place finish in his outdoor season debut at the Sun Angel Classic. Willey's 46.48 performance currently ranks third among Big Ten competitors and 34th nationally. His effort ranks seventh among Iowa's all-time top performers.

RELAY DOMINANT

The men's 4x1 team ranks No. 3 in the Big Ten and 26th nationally with a 39.86 mark. Tevin-Cee Mincy, Zeke Sayon, Paul Chaney and Justin Austin own the third fastest mark in program history.

A PAIR OF TOP 5s

Freshman Ashley Liverpool and senior Bethany Praska rank second and fourth, respectively,

University of Iowa Sports Information Office - Carver-Hawkeye Arena, Iowa City, IA 52242

Phone: 319/335-9411 - Fax: 319/335-9417 - www.hawkeyesports.com

THE UNIVERSITY OF IOWA



HAWKEYE TRACK & FIELD



TRACK CONTACTS: CHRIS BREWER & STEPHANIE DITTMER

PAGE 2

among the Big Ten's 400 meter competitors. They are the only teammates ranked in the conference's top five. Liverpool's time of 53.87 ranks fourth in Iowa school history and Praska's 54.01 mark ties for fifth.

HOLMES ON HURDLES

Sophomore Ethan Holmes owns the conference's second best mark in the 400 hurdles and ranks third in the 110 high hurdles. Holmes captured a first place finish in the 400 hurdles at the Musco Twilight Meet (4/23), turning in a personal-best 51.05, the eighth best performance in program history. His 400m hurdles time ranks No. 21 nationally.

BETHANY GETTING HISTORICAL

Senior Bethany Praska has made the most of her senior campaign. The Longmont, Colo., native set the 800 meter outdoor school record at the War Eagle Invitational with a 2:05.46 performance. Praska set the indoor 800 meter school record and captured a Big Ten 600 meter title during the indoor season. She also earned All-American honors following a seventh place finish at the NCAA Championships.

HIGH MARKS IN THE 110-HIGH HURDLES

Sophomores Jordan Mullen and Ethan Holmes rank second and third, respectively, among the Big Ten's 110m hurdles leaders. Mullen placed second (13.79) and Holmes fourth (14.02) at the War Eagle Invitational April 16 to climb to fourth and sixth, respectively, on Iowa's top performers list. The duo claimed the top two spots in their last appearance on Cretzmeyer Track (Musco Twilight Meet, 4/23). Mullen (13.97) edged Holmes (14.21) for the title.

ROLLING 800s

Junior Erik Sowinski and senior Adam Hairston rank third and eighth, respectively, amongst Big Ten competitors in the 800 meters. Sowinski ran 1:48.15 while capturing first place at the LSU invitational (4/2) and Hairston ran 1:49.53 to place fifth at the Sun Angel Classic (4/9). Sowinski's time ranks 12th nationally. He and Hairston rank third and fourth, respectively, on Iowa's 800m all-time performers list.

LOCAL CHAPTER IN THE RECORD BOOK

Iowa City native Majesty Tutson climbed to the top of the school record list with a discus toss of 166-10.5 (50.87) at the Sun Angel Classic April 9. Tutson's discus performance ranks sixth among Big Ten performers and 38th nationally. Tutson also ranks eighth in Iowa program history in the hammer throw.

2011 NCAA OUTDOOR QUALIFICATIONS

The top 48 individual event performers and top 24 relay teams from each region (East/West) will qualify for the NCAA Outdoor Championships. A complete list of NCAA participants will be announced Thursday, May 19.

HEAD COACH LARRY WIECZOREK

Larry Wieczorek is in his 24th season as head men's cross country coach and his 15th season as head men's track and field coach at the University of Iowa. He served as an assistant track and field coach for 12 years before taking the helm in 1997.

HEAD COACH LAYNE ANDERSON

Layne Anderson is in his third year as head coach of the University of Iowa women's cross country and track and field teams. He has served as the Hawkeyes' head women's cross country coach for the past seven seasons, and was the interim head women's track and field coach in 2008.

2011 OUTDOOR SEASON LEADERS - MEN

100 meters	Justin Austin	10.53
110-meter hurdles	Jordan Mullen	13.79
200 meters	Justin Austin	20.87
400 meters	Steven Willey	46.48
400-meter hurdles	Ethan Holmes	51.05
800 meters	Erik Sowinski	1:48.15
1,500 meters	Jeff Thode	3:45.54
3K Steeple Chase	Mark Battista	9:18.71
5,000 meters	Chase Kadlec	15:32.72
10,000 meters		
Shot Put	Matt Banse	55-7 1/2 (16.95m)
Discus	Ryan Lamparek	170-7 (52.00m)
Hammer	Matt Banse	199-3 (60.73m)
Javelin	Matt Byers	245-8 (74.89m)*
High Jump	Valdes, Oest, Herron	6-10 3/4 (2.10m)
Long Jump	Jeffery Herron	24-0 3/4 (7.33m)
Triple Jump	Troy Doris	51-5 (15.67m)
Pole Vault	Kyle Reid	13-11 1/4 (4.25m)
400-meter relay	Mincy, Sayon, Chaney, Austin	39.86
1,600-meter relay	Willey, Richardson, Holmes, Barton	3:07.23

2011 OUTDOOR SEASON LEADERS - WOMEN

100 meters	Erin Jones	11.81
100-meter hurdles	Mary-Kate Schmitt	16.07
200 meters	Kelsey Mims	24.17
400 meters	Ashley Liverpool	53.87
400-meter hurdles	Tiffany Hendricks	59.65
800 meters	Bethany Praska	2:05.46*
1,500 meters	McKenzie Melander	4:21.35
3,000 meters	Betsy Flood	9:28.89
3K Steeple Chase	Danielle Berndt	10:45.72
5,000 meters	Betsy Flood	16:16.41
10,000 meters		
Hammer Throw	Ashlyn Gulvas	182-3 (54.93m)
Javelin	Amanda Stahle	138-5 (42.20m)
Discus	Majesty Tutson	166-11 (50.87m)*
Shot Put	Rachel Curry	46-1/2 (14.03m)
Long Jump	Carisa Leacock	19-11 1/2 (6.08m)
High Jump	Zinnia Miller	5-5 (1.65m)
Pole Vault	Kirsten Weismantle	11-5 3/4 (3.50m)
400-meter relay	Hendricks, Jones, Liverpool, Leacock	45.77
1,600-meter relay	Praska, Hendricks, Liverpool, Erickson	3:35.93*
Sprint Medley	Jones, Hendricks, Liverpool, Praska	3:48.63*

*School Record

University of Iowa Sports Information Office - Carver-Hawkeye Arena, Iowa City, IA 52242

Phone: 319/335-9411 - Fax: 319/335-9417 - www.hawkeyesports.com

THE UNIVERSITY OF IOWA




HAWKEYE TRACK & FIELD



TRACK CONTACTS: CHRIS BREWER & STEPHANIE DITTMER




Jeremy Allen




Gordon Beecham



A.J. Curtis




Chris Davis



Terrence Duckett



Bill Frazier



Victor Greer

100 Meters

- George Page, 1996.....10.25
- Anthuan Maybank, 1994.....10.31
Tim Dwight, 1997.....10.31
- Bob Lawson, 1976.....10.36
- Robert Smith, 1984.....10.39
- Curtis Chang, 1987.....10.40
- Jeff Patrick, 1983.....10.41
Tim Dodge, 2002.....10.41
- Jerry Fisher, 1991.....10.45
- Andre Morris, 1996.....10.47

110-Meter High Hurdles

- Pat McGhee, 1989.....13.50
- Dion Trowers, 1996.....13.62
- Ronnie McCoy, 1985.....13.66
- Jordan Mullen, 2011.....13.79**
- James Armstrong, 1991.....13.89
- Ethan Holmes, 2011.....13.93**
- Doug Jones, 1986.....14.06
- Chris Williams, 1983.....14.24
- Rajeev Balkrishnan, 1993.....14.29
- Gary Falls, 1992.....14.48

200 Meters

- Jeff Patrick, 1983.....20.47
- Anthuan Maybank, 1994.....20.55
- Andre Morris, 1995.....20.64
- George Page, 1996.....20.67
- Terrence Duckett, 1982.....20.74
- Tim Dodge, 2002.....20.78
- Bashir Yamini, 1999.....20.82
- Dennis Kohl, 1966.....20.84
- Justin Austin, 2011.....20.87**
- Tim Dwight, 1997.....20.91

400 Meters

- Anthuan Maybank, 1993.....44.99
- Andre Morris, 1995.....45.15
- Mike Mondane, 1967.....45.20
- Steven Willey, 2010.....45.78**
- Gary Hollingsworth.....46.30
- Harold Leonard, 1986.....46.45
- Tony Branch, 1999.....46.60
- Prince Riley, 2007.....46.61
- George Page, 1996.....46.66

400-Meter Hurdles

- Pat McGhee, 1988.....48.83
- Monte Raymond, 1998.....50.09
- Ray Varner, 2010.....50.24
- Paul Steele, 1989.....50.45
- Russell Peterson, 2001.....50.50
- Adam Kunkel, 2001.....50.73
- Jon Reimer, 1967.....50.94
- Ethan Holmes.....51.01**
- Gary Falls, 1991.....51.08
- D'Juan Richardson, 2011.....51.12**

800 Meters

- Bill Frazier, 1962.....*1:47.64
- D'Juan Strozier, 1990.....1:47.82
- Erik Sowinski, 2010.....1:48.00**
- Adam Hairston, 2008.....1:48.53**
- Michael Layne, 1999.....1:49.61
- Bill Thiesen, 1985.....1:49.74
- Andy Wiese, 1985.....1:50.22
- Paul Chepkwony, 1984.....1:50.36
- Rod Chambers, 1989.....1:50.60
- Jim Donovan, 1998.....1:50.68

1,500 Meters

1. Jeff Thode, 2010.....3:43.02

- Joel Moeller, 1978.....3:44.01
- Jim Docherty, 1978.....3:44.30
- Dan Waters, 1986.....3:46.35
- Kevin Herd, 1994.....3:46.64
- John Clark, 1977.....3:46.84
- Ted Wheeler, 1956.....3:48.24
- Jesse Luciano, 2007.....3:49.99
- M. VanDenend, 2007.....3:50.20
- John Dobbs, 1985.....3:50.70

3,000-Meter Steeplechase

- Deacon Jones, 1956.....8:47.40
- Steve Pershing, 1978.....8:54.59
- Andy Morris, 2000.....8:56.21
- Matt Gerard, 1994.....8:57.01
- Andy Napier, 2008.....8:57.54
- Rollie Kitt, 1967.....9:02.90
- Al Greene, 1985.....9:02.96
- Tony Rakaric, 2005.....9:03.29
- Mark Battista, 2010.....9:04.60
- Sean Gale, 1993.....9:08.00

5,000 Meters

- Micah VanDenend, 2007..13:49.31
- Larry Wiecezorek, 1968.....13:56.00
- Kevin Herd, 1993.....13:59.00
- Stetson Steele, 2000.....14:02.76
- Eric MacTaggart, 2005.....14:04.79
- Dan Haut, 2006.....14:07.30
- Jesse Luciano, 2010.....14:08.71
- Matt Esche, 2006.....14:12.07
- Chase Kadlec, 2010.....14:14.45
- Jeff Kent, 2007.....14:21.05

10,000 Meters


- Stetson Steele, 2000.....28:44.47
- Eric MacTaggart, 2006.....28:50.23
- Nick Nordheim, 2002.....29:44.71
- Trent Corey, 2002.....29:45.25
- Chad Schwitters, 1999.....29:56.00
- Nick Holmes, 2010.....30:02.31
- Dan Haut, 2006.....30:03.08
- Kevin Herd, 1994.....30:05.21
- Paul Sarris, 2001.....30:08.40
- Matt Esche, 2004.....30:08.82

Decathlon


- Dan Rolling, 2010.....6,957 pts
- Scott Faber, 2000.....6,839 pts
- Ryan Niver, 2008.....6,837 pts
- Chad Ohly, 1994.....6,641 pts
- Gary Kostrubala, 1984.....6,498 pts
- Frank Prill, 2008.....6,381 pts
- Jacob Drewry, 1994.....5,820 pts

High Jump


- Bill Hansen, 1978.....7-4 (2.23)
- Bill Knoedel, 1975.....7-4 (2.23)
- M. Cunningham, 1986.....7-1 (2.16)
- Kenneth Lansing, 1988.....7-1 (2.16)
- Pat Meade, 1987.....7-0 (2.13)
- Scott Hudek, 1993.....6-11 (2.11)
- Jeremy Petsche, 2008.....6-11 (2.11)
- G. Valdes, 2010.....6-11 (2.11)**
- Ryan Kelly, 2008.....6-10 3/4 (2.10)
- Brandon Oest, 2011. 6-10 3/4 (2.10)**
- J. Herron, 2011.....6-10 3/4 (2.10)**




Bill Hansen




Deacon Jones




Paul Jones




Bill Knoedel



Anthuan Maybank



Pat McGhee



Andre Morris

University of Iowa Sports Information Office - Carver-Hawkeye Arena, Iowa City, IA 52242

Phone: 319/335-9411 - Fax: 319/335-9417 - www.hawkeyesports.com


THE UNIVERSITY OF IOWA




HAWKEYE TRACK & FIELD



TRACK CONTACTS: CHRIS BREWER & STEPHANIE DITTMER




George Page



Jeff Patrick



Dan Rolling



Ed Rozell



Robert Smith



Stetson Steele

Long Jump

1. Anthuan Maybank, 1993 27-1 (8.25)
2. Bashir Yamini, 1997 26-8 1/4 (8.13)
3. Paul Jones, 1989 25-10 1/4 (7.88)
4. Darren Smith, 1991 25-9 3/4 (7.86)
5. Quinn Early, 1986 25-7 1/4 (7.80)
6. Ed Gordon, 1931 25-4 3/8 (7.68)
7. Matty Gorman, 2006 25-1 1/4 (7.65)
8. Ronnie McCoy, 1985 25-0 (7.62)
9. Jeffery Herron, 2010 24-9 (7.54)
10. Joe Robinson, 1976 24-2 3/4 (7.38)

Triple Jump

1. Paul Jones, 1990 52-0 1/2 (15.86)
2. **Troy Doris, 2011** **51-5 (15.67)**
3. Gordon Finch, 1988 50-9 1/4 (15.47)
4. Mike Lacy, 1984 50-5 (15.36)
5. Pat Miller, 1985 49-8 1/2 (15.25)
6. Matty Gorman, 2008 49-2 1/2 (15.00)
7. Owen Gill, 1982 49-1 (14.96)
8. Josh Bean, 2010 48-10 3/4 (14.90)
9. Ed Gordon, 1931 48-0 1/8 (14.63)
10. Mike Means, 1981 47-0 1/2 (14.34)

Pole Vault

1. Todd Wigginton, 1984 17-0 (5.18)
2. Chad Ohly, 1994 16-8 3/4 (5.10)
3. Curt Broek, 1978 16-8 (5.08)
4. Phil Wertman, 1971 16-7 (5.05)
5. Kelly Scott, 1988 16-7 (5.05)
6. John Teffer, 1972 16-2 (4.93)
7. Kyle Reid, 2010 16-1 1/4 (4.91m)
8. Alex Zona, 2009 16-0 3/4 (4.90)
9. Steve Brewer, 1983 16-0 (4.88)
10. Doug Pennino, 1985 16-0 (4.88)

Shot Put

1. Jeremy Allen, 2001 63-2 3/4 (19.27)
2. Ken Kemeny, 2005 62-3 (18.97)
3. Shane Maier, 2006 62-2 1/4 (18.95)
4. Andy Banse, 2005 61-11 1/2 (18.88)
5. John Hickey, 2008 61-9 1/2 (18.83)
6. Chris Gambol, 1987 60-0 1/2 (18.30)
7. A.J. Curtis, 2008 59-8 1/4 (18.19)
8. A. van der Westhuizen, 2000 58-8 3/4 (17.90)
9. Ryan Lamparek, 2010 58-4 (17.78)
10. Gary Kostrubala, 1985 58-1 (17.70)

Discus

1. A. J. Curtis, 2007 202-11 (61.84)
2. Gary Kostrubala, 1986 202-4 (61.68)
3. Jeremy Allen, 2001 195-4 (59.54)
4. Tim Brodersen, 2005 193-6 (58.98)
5. Brad Daufeldt, 2004 185-0 (56.40)
6. Nick Brayton, 2009 180-11 (55.15)
7. Andy Banse, 2005 180-0 (54.86)
8. Eric Rothwell, 2004 179-7 (54.73)
9. Shane Maier, 2008 178-7 (54.43)
10. **Ryan Lamparek, 2009** **177-3 (54.04)**

Hammer

1. A. van der Westhuizen, 2001 222-11 (67.94)
2. Adam Hamilton, 2007 222-2 (67.73)
3. Jim Costello, 2002 217-7 (66.32)
4. Brad Daufeldt, 2004 207-10 (63.34)
5. Chris Voller, 2005 206-0 (62.80)
6. **Matt Banse, 2011** **199-3 (60.73m)**
7. Jeremy Allen, 2001 199-0 (60.66)
8. **Ben Stancombe, 2011** **197-6 (60.20)**
9. Ryan Jordan, 2007 184-6 (56.23)
10. **Ryan Lamparek, 2010** **181-7 (55.35)**

Javelin

1. **Matt Byers, 2011** **245-8 (74.89)**
2. Bill Neumann, 2002 244-8 (74.58)
3. Dan Ralph, 2000 227-10 (69.44)
4. Zach Schimp, 2010 211-0 (64.32)
5. Kale Katt, 2007 204-0 (62.17)
6. Joel Storm, 2004 203-5 (62.01)
7. Matt Stank, 2001 199-0 (60.66)
8. A. van der Westhuizen, 1999 173-11 (53.00)
9. Craig Jennings, 2006 173-4 (52.83)
10. Scott Faber, 2000 173-1 (52.78)

400-Meter Relay

1. Beecham, Duckett, Greer, R. Smith, 1984 39.48
2. Page, Davis, Rozell, Morris, 1996 39.73
3. **Mincy, Sayon, Chaney, Austin, 2011** **39.86**
4. Felix, Branch, Dodge, Yamini, 1999 39.96
5. Beecham, Duckett, Greer, Patrick, 1983 39.99
6. Dwight, Branch, Davis, Yamini, 1998 40.00
- Goode, Fisher, Morris, Maybank, 1994 40.00
- 1998 40.00
- Dwight, Branch, Dodge, Yamini, 1999 40.00
10. Williamson, Dodge, Peterson, Digney, 2002 40.04

1,600-Meter Relay

1. Morris, Davis, Page, Rozell, 1995 3:03.11
2. Branch, Dwight, Dodge, Yamini, 1999 3:03.29
3. Ferree, Frazier, Mondane, Reimer, 1967 3:04.10
4. Rozell, Morris, Davis, Yamini, 1996 3:04.71
5. Willey, Barton, Richards, Sowinski, 2010 3:05.61
6. Cameron, Williams, McGhee, McCoy, 1985 3:06.00
7. Rozell, Davis, Dwight, Raymond, 1997 3:06.06
- Dodge, Kunkel, Coleman, Peterson, 2001 3:06.06
9. Davis, Rozell, Morris, Raymond, 1996 3:06.54
10. Williamson, Dodge, Strang, Coleman, 2002 3:06.69

Distance Medley Relay

1. Pershing, Moeller, Slack, Docherty, 1978 9:39.94
2. Kuzczwara, Barton, Hairston, Thode, 2011 9:41.37
3. Young, Barton, Kuzczwara, Luciano, 2010 9:42.97
4. Theisen, Williams, Wiesa, Waters, 1985 9:54.04
5. Luciano, Pierre, Hairston, VanDenend, 2007 9:54.07
6. VanDenend, Riley, O'Holleam, Rakaric, 2006 9:54.97
7. Feeldy, Eischeid, Novotny, Peters, 1996 9:55.71
8. Thomas, Wise, Cunningham, S.Allen, 2001 10:01.57
9. Thomas, Wakenight, Dziubski, Rakaric, 2003 10:01.72
10. Trainor, Coleman, Cunningham, Allen, 2002 10:01.93




Jeff Thode



Micah
VanDenend



Arno van der
Westhuizen



Todd Wigginton

University of Iowa Sports Information Office - Carver-Hawkeye Arena, Iowa City, IA 52242

Phone: 319/335-9411 - Fax: 319/335-9417 - www.hawkeyesports.com

THE UNIVERSITY OF IOWA



HAWKEYE TRACK & FIELD



TRACK CONTACTS: CHRIS BREWER & STEPHANIE DITTMER



Kineke Alexander



Meghan Armstrong




Nicole Charles



Nan Doak



Tina Floyd



Becca Franklin



Yolanda Hobbs

100 Meters

1. Vivien McKenzie, 1985.....11.45
2. Davera Taylor, 1984.....11.51
3. Erica Broomfield, 1998.....11.53
4. Jiselle Providence, 2001.....11.57
5. Tanja Reid, 1994.....11.60
6. Peaches Roach, 2005.....11.60
7. Yolanda Hobbs, 1995.....11.62
8. Elanie Jones, 1985.....11.69
9. R.K. Trusty, 2010.....11.74
10. Lakeya Boatright, 2000.....11.77

100-Meter Hurdles

1. Tiffany Johnson, 2007.....13.20
2. Karessa Farley, 2009.....13.53
3. C. Prendergast, 1999.....13.60
4. Paula Ruen, 2000.....13.60
5. Sarah Steffen, 2002.....13.65
6. Ruqayya Raheem, 1998.....13.90
7. Brenda Calhoun, 1984.....13.94
8. Wynsome Cole, 1997.....14.10
9. Kimberly Stanford, 2008.....14.11
10. Renee White, 2008.....14.20

200 Meters

1. Shellene Williams, 2004.....23.50
2. Kineke Alexander, 2006.....23.58
3. Davera Taylor, 1984.....23.59
4. Vivien McKenzie, 1985.....23.61
5. Yolanda Hobbs, 1995.....23.65
6. R.K. Trusty, 2010.....23.74
7. Tanja Reid, 1995.....23.75
8. Elaine Jones, 1983.....23.84
9. Jiselle Providence, 2001.....24.00
10. Lakeya Boatright, 2000.....24.14

400 Meters

1. Kineke Alexander, 2006.....51.35
2. Shellene Williams, 2004.....51.94
3. Ellen Grant, 1996.....52.65
4. Ashley Liverpool, 2011.....53.87
5. Senta Hawkins, 1988.....54.01
6. Bethany Praska, 2011.....54.01
7. Marlene Poole, 1994.....54.03
8. Elaine Jones, 1983.....54.40
9. Nicole Charles, 2001.....54.48
10. Stacey-Leigh Bynoe, 2000.....54.73

400-Meter Hurdles

1. Mary Knoblauch, 1981.....56.16
2. Wynsome Cole, 1998.....56.67
3. Chris Davenport, 1981.....59.18
4. Sarah Steffen, 2002.....59.59
5. Tiffany Hendricks, 2011.....59.65
6. Beverly Powell, 1991.....59.96
7. Diane Steinhart, 1980.....1:00.56
8. Ruqayya Raheem, 1999.....1:00:62
9. Keely Huber, 2002.....1:00.98
10. Hannah Simonson, 2011. 1:01.35

800 Meters

1. Bethany Praska, 2011.....2:05.46
2. Kay Stormo, 1982.....2:05.67
3. Michelle Lahann, 2004.....2:06.79
4. Aisha Hume, 2005.....2:08.50
5. J. Kruckeberg, 1987.....2:08.75
6. Ann Pare, 1997.....2:09.25
7. M. Armstrong, 2006.....2:10.15
8. Sophia Poncé, 2007.....2:10.35
9. Briana Benning, 1996.....2:10.47

1,500 Meters

1. Meghan Armstrong, 2006...4:17.41
2. Betsy Flood, 2010.....4:17.75
3. J. Kruckeberg 1989.....4:19.71
4. Lauren Hardesty, 2010....4:20.40
5. Diane Nukuri, 2007.....4:20.95
6. McKenzie Melander, 2010:4:21.18
7. Penny O'Brien, 1985.....4:21.43
8. Kay Stormo, 1982.....4:22.24
9. Michelle Lahann, 2004.....4:24.00
10. Shannon Stanley, 2006.....4:25.08

3,000 Meters

1. Diane Nukuri, 2008.....9:18.82
2. Penny O'Brien, 1985.....9:20.61
3. Betsy Flood, 2010.....9:22.63
4. Nan Doak, 1985.....9:23.04
5. Tracy Dahl, 1992.....9:23.53
6. M. Armstrong, 2006.....9:28.03
7. Brooke Eilers, 2011.....9:30.08
8. J. Kruckeberg, 1989.....9:30.69
9. McKenzie Melander, 2011.. 9:34.13
10. Jennifer Brower, 1992.....9:34.59

3,000-Meter Steeplechase

1. Jessica Schmidt, 2008.....10:27.18
2. Sarah Arens, 2004.....10:34.50
3. Hannah Roeder, 2009.....10:40.86
4. Danielle Berndt, 2011.....10:51.21
5. Kelsey Hart, 2011.....10:56.98
6. Katie Ellis, 2010.....11:02.62
7. Michelle Lahann, 2003.....11:16.21
8. B. Thompson, 2003.....11:19.50

5,000 Meters

1. Nan Doak, 1985.....15:45.84
2. Diane Nukuri, 2008.....15:59.39
3. M. Armstrong, 2008.....16:08.83
4. Betsy Flood, 2011.....16:16.41
5. Jenny Spangler, 1983.....16:17.21
6. Tracy Dahl, 1992.....16:18.77
7. R. Marchand, 2008.....16:27.02
8. Brooke Eilers, 2011.....16:29.47
9. McKenzie Melander, 2011.16:30.63
10. Amanda Hardesty, 2010.16:37.01

10,000 Meters

1. Diane Nukuri, 2008.....33:17.01
2. Jennifer Brower, 1991.....33:23.38
3. M. Armstrong, 2008.....33:28.00
4. Nan Doak, 1985.....33:33.03
5. Jenny Spangler, 1983.....33:39.24
6. R. Marchand, 2008.....34:05.87
7. Tracy Dahl, 1992.....34:30.09
8. Nikki Chapple, 2004.....35:06.35
9. Megan Lessard, 2010.....35:28.03
10. Lindsay Anderson, 2010..35:31.40

Heptathlon

1. Tammilee Kerr, 2008.....5,532
2. Kathy Gillespie, 1983.....5,262
3. Tiff Pedersen, 2004.....4,976
4. Janet Adams, 1981.....4,855
5. Ruqayya Raheem, 1997.....4,665
6. Angela Chadwick, 1993.....4,493
7. Missy Miller, 2010.....4,227
8. Angie Hensel, 2004.....4,073
9. Janelle Jaspers, 1987.....4,000



Aisha Hume



Aisha James



Tiffany Johnson



Tammilee Kerr



Vivien McKenzie



Tiffany Medenwald



Diane Nukuri

University of Iowa Sports Information Office - Carver-Hawkeye Arena, Iowa City, IA 52242

Phone: 319/335-9411 - Fax: 319/335-9417 - www.hawkeyesports.com

THE UNIVERSITY OF IOWA



HAWKEYE TRACK & FIELD



TRACK CONTACTS: CHRIS BREWER & STEPHANIE DITTMER



Marlene Poole



Alana Redfern



Tanja Reid



Peaches Roach



Jessica Schmidt



Sarah Steffen



Kay Stormo

High Jump

1. Peaches Roach, 2006.....6-1 1/4 (1.86)
2. Mary Mol, 19836-0 (1.83)
3. Caleigh Bacchus, 20105-10 (1.78)
4. Lynn McMillan, 19885-9 1/4 (1.76)
5. Kacey Childs, 20015-8 1/2 (1.74)
6. Kristi Dinkla, 19855-8 (1.73)
- Becky Kaza, 19955-8 (1.73)
- Eve Cullinan, 20035-8 (1.73)
- Jenni Elbert, 20055-7 (1.70)
10. Nancy Tessmer, 19915-6 1/2 (1.69)
- Tammilee Kerr, 20085-6 1/2 (1.69)

Long Jump

1. Aisha James, 2003.....22-3 (6.78)
2. Renee White, 200820-3 3/4 (6.19)
3. **Carisa Leacock, 201119-11 1/2 (6.08)**
4. Becki Borg, 1988.....19-7 1/4 (5.97)
5. Lisa Moats, 1986.....19-6 (5.95)
6. Tammilee Kerr, 200819-4 1/4 (5.90)
7. Yolanda Hobbs, 1993.....19-2 1/2 (5.85)
8. Jane Dunlevy, 1977.....18-6 (5.64)
9. Ruqayya Raheem, 199718-5 1/4 (5.62)
- Tiff Pedersen, 2004.....18-5 1/4 (5.62)

Triple Jump

1. Renee White, 200843-10 (13.36)
2. Tiffany Johnson, 2007.....41-8 3/4 (12.72)
3. Becki Borg, 1988.....40-7 1/2 (12.38)
4. Lynn McMillan, 198839-6 1/2 (12.05)
5. Lynn, 199839-0 (11.88)
6. Kacey Childs, 200137-8 (11.48)
7. Becca Franklin, 200436-10 1/2 (11.24)
8. Janna Houtz, 198433-10 1/2 (10.32)
9. Latoya Stiffend, 200232-6 (9.90)
10. Bridget Besch, 2003.....30-10 1/2 (9.41)

Shot Put

1. Lisa Van Steenwyk, 1992.....50-8 (15.44)
2. Gail Smith, 1984.....50-3 1/4 (15.32)
3. Denise Taylor, 199250-1 3/4 (15.28)
4. Kamesha Marshall, 200548-6 3/4 (14.80)
5. Laura Kriener, 199048-2 1/2 (14.69)
6. Jennifer Gilson, 200247-10 (14.58)
7. Jennifer Moon, 200047-5 1/4 (14.46)
8. **Rachel Curry, 201146-5 (14.03)**
9. Mandy Chandler, 2006.....46-0 (14.02)
10. Tiffany Medenwaldt, 2010..45-11 3/4 (14.01)

Discus

1. **Majesty Tutson, 2011166-11 (50.87)**
2. Tiffany Medenwaldt, 2010161-3 (49.16)
3. Denise Taylor, 1992.....160-5 (48.90)
4. Lisa Van Steenwyk, 1991.....159-1 (48.50)
5. Gail Smith, 1983.....158-2 (48.22)
6. **Ashlyn Gulvas, 2011154-11 (47.23)**
7. Kamesha Marshall, 2005152-11 (46.62)
8. Jennifer Moon, 2000150-8 (45.92)
9. Laura Kriener, 1989.....150-3 (45.80)
10. Megan Maurer, 1997149-2 (45.48)

Hammer Throw

1. Becca Franklin, 2007195-0 (59.45)
2. **Ashlyn Gulvas, 2011182-3 (55.55)**
3. **Jasmine Simpson, 2011180-2 (54.93)**
4. **Kelsey Taylor, 2011172-0 (52.42)**
5. Tiffany Medenwaldt, 2010171-11 (52.40)
6. Erin O'Hern, 2008168-9 (51.45)
7. Kerri Blackstone, 1999161-10 (49.32)
8. Majesty Tutson, 2010156-09 (47.77)
9. Mandy Chandler, 2009.....154-6 (47.09)
10. Megan Maurer, 1998145-6 (44.36)

Javelin

1. Alana Redfern, 2003181-5 (55.30)
2. Tammilee Kerr, 2008.....163-5 (49.81)
3. Mandy Beck, 1999153-4 (46.74)
4. Terri Soldan, 1983.....152-6 1/4 (46.48)
5. Shani Renning, 1990.....152-3 (46.40)
6. Clara Simon, 1981149-9 (45.64)
7. Janet Adams, 1984148-7 (45.28)
8. **Amanda Stahle, 2011138-5 (42.20)**
9. Mickey Schoborg, 1985.....137-5 1/4 (41.88)
10. Sara Joens, 1987127-1 (38.74)

Pole Vault

1. Jessie Strand, 200312-10 1/4 (3.92)
2. Sarah Burgett, 2006.....12-1 3/4 (3.70)
3. **K. Weistmantle, 2011.....11-5 3/4 (3.50)**
4. Katie Truedson, 201011-5 1/4 (3.49)
5. Gina Shannon, 200111-2 1/4 (3.41)
6. Kacey Childs, 20008-0 1/2 (2.45)
7. Gina Shannon, 19988-0 (2.44)

400-Meter Relay

1. Poole, Reid, Floyd, Hobbs, 1994.....44.63
2. Charles, Williams, Providence, James, 200344.71
3. Floyd, Hobbs, Poole, Reid, 1994.....44.80
4. Fouchè, Williams, Providence, James, 2003.....45.02
5. Alexander, Granger, Johnson, Roach, 200645.11
6. Johnson, Roach, Clarke, Trusty, 200745.21
7. Johnson, Alexander, Granger, Roach, 200545.30
8. Granger, Johnson, Alexander, Roach, 200545.39
9. Underwood, Reid, Philip, Hobbs, 1995.....45.50
10. Boatright, Bynoe, Providence, Prendergast, 200045.50

1,600-Meter Relay

1. **Praska, Hendricks, Liverpool, Erickson, 2011 ...3:35.93**
2. Hume, Charles, Steffen, Williams, 2003.....3:36.26
3. McCalla, Granger, Alexander, Johnson, 20063:38.36
4. Alexander, Graham, Jones, M. Mims, 20073:39.36
5. Jones, Alexander, Johnson, M. Mims, 20073:39.64
6. McCalla, Alexander, Sheeley, Hume, 20053:39.67
7. Hendricks, Trusty, Erickson, Praska, 20103:39.88
8. McCalla, Hume, Sheeley, Alexander, 20053:40.43
9. Layne, Simpson, Powell, McReil, 19893:41.23
10. **Jones, Hendricks, Praska, Liverppol, 20113:41.39**

Distance Medley Relay

1. Hoskins, Powell, Schneckloth, Kruckeberg, 1989 11:22.18
2. Armstrong, Alexander, Poncé, Stanley, 2007.....11:25.05
3. Stanley, McCalla, Hume, Armstrong, 200511:34.04
4. Barber, Williams, Hume, Arens, 200411:34.56
5. Thompson, Williams, Hume, Arens, 200311:39.02
6. 2000.....11:39.83
7. Davenport, xx, xx, xx, 198111:41.44
8. Pare, Grant, Benning, Gilchrist, 1997.....11:41.92
9. Dlh, Erickson, Docherty, Anderson, 201011:43.06
10. Placxek, Mims, Laesch, A. Hardesty, 2011.....11:43.65



University of Iowa Sports Information Office - Carver-Hawkeye Arena, Iowa City, IA 52242

Phone: 319/335-9411 - Fax: 319/335-9417 - www.hawkeyesports.com

OUTDOOR TRACK & FIELD CHAMPIONSHIP
Relative Time Schedule

First Day

11:00	Men's Pole vault (trials and finals)
Noon	Decathlon 100-meters
12:15	Heptathlon 100-meter hurdles
12:45	Decathlon long jump
12:50	Heptathlon high jump
1:30	Men's hammer throw (trials and finals)
2:00	Decathlon shot put
2:45	Decathlon high jump
2:50	Heptathlon shot put
3:00	Women's Pole vault (trials and finals)
3:30	Women's hammer throw (trials and finals)
4:00	Heptathlon 200-meters
5:00	Decathlon 400-meters
*8:30	10,000-meters (men-even years, women-odd years)
*9:15	10,000-meters (women-even years, men-odd years)

* The host school shall provide lighting for the 10,000-meter race, which shall be at least sufficient enough to create a safe running environment (e.g. several mobile floodlights such as those used in parking lots, construction areas, etc. would be sufficient).

Decathlon and Heptathlon times are approximate and times may be adjusted based on number of entries. Follow NCAA rule book.

OUTDOOR TRACK & FIELD CHAMPIONSHIP
Relative Time Schedule

Second Day

9:30 a.m.	Decathlon 110-meter hurdles
10:10	Decathlon discus
10:15	Heptathlon long jump
11:20	Decathlon pole vault
11:30	Heptathlon javelin
1:15 p.m.	Decathlon javelin
1:20	Men's long jump (trials and finals)
1:45	Heptathlon 800-meters
2:10	Women's 4x100-meter relay (trials)
2:15	Men's high jump (trials and finals)
2:20	Men's 4x100-meter relay (trials)
2:30	Women's 1500-meters (trials)
2:35	Men's discus (trials and finals)
2:50	Men's 1500-meters (trials)
3:10	Decathlon 1500-meters
3:20	Women's 400-meters (trials)
3:30	Women's shot put (trials and finals)
3:35	Men's 400-meters (trials)
3:50	Women's 100-meters (trials)
4:05	Men's 100-meters (trials)
4:20	Women's 100-meter hurdles (trials)
4:35	Women's long jump (trials and finals)
4:35	Men's 110-meter hurdles (trials)
4:50	Women's 800-meters (trials)
5:15	Men's 800-meters (trials)
5:20	Women's javelin (trials and finals)
5:25	Women's 200-meters (trials)
5:40	Men's 200-meters (trials)
5:55	Women's 400-meter hurdles (trials)
6:15	Men's 400-meter hurdles (trials)
6:30	3,000-meters steeplechase (men's-even years, women-odd years)
6:45	3,000-meters steeplechase (Men's-odd years, women-even years)

Decathlon and Heptathlon times are approximate and times may be adjusted based on number of entries. Follow NCAA rule book.

OUTDOOR TRACK & FIELD CHAMPIONSHIP
Relative Time Schedule

Third Day

11:00 a.m.	Women's triple jump (trials and finals)
11:00	Women's discus (trials and finals)
12:30 p.m.	Men's shot put (trials and finals)
12:30	Women's high jump (trials and finals)
12:45	Women's 4x100-meter relay (finals)
12:55	Men's 4x100-meter relay (finals)
1:05	Women's 1500-meters (finals)
1:15	Men's 1500-meters (finals)
1:25	Women's 100-meter hurdles (finals)
1:30	Men's triple jump (trials and finals)
1:35	Men's javelin (trials and finals)
1:35	Men's 110-meter hurdles (finals)
1:40	Women's 400-meters (finals)
1:45	Men's 400-meters (finals)
1:50	Women's 100-meters (finals)
1:55	Men's 100-meters (finals)
2:03	Women's 800-meters (finals)
2:08	Men's 800-meters (finals)
2:18	Women's 400-meter hurdles (finals)
2:28	Men's 400-meter hurdles (finals)
2:35	Women's 200-meters (finals)
2:42	Men's 200-meters (finals)
2:49	Women's 5000-meters (finals)
3:11	Men's 5000-meters (finals)
3:33	Women's 4x400-meter relay (sections if necessary)
3:45	Men's 4x400-meter relay (sections if necessary)