



## RAINBOW WARRIOR BASEBALL NEWS

Baseball Contact: Michael Stambaugh | mstambau@hawaii.edu | (808) 956-9748

Date	Opponent [TV/Stream]	Time
FEB.17	#6 NC STATE [OCS]	L, 4-0
FEB.18	#6 NC STATE [OCS]	W, 8-3
FEB.19	#6 NC STATE	L, 8-1
FEB.23	SAN FRANCISCO [OCS]	L, 3-1 (11)
FEB.24	SAN FRANCISCO	L, 3-1 (11)
FEB.25	SAN FRANCISCO	W, 3-2
FEB.26	SAN FRANCISCO	W, 3-2
March 2	#vs. Minnesota [BTN+]	12:00 p.m.
<b>Dairy Queen Classic (U.S. Bank Stadium)</b>		
March 3	#vs. Iowa	12:15 p.m.
March 4	#vs. Minnesota [BTN+]	2:35 p.m.
March 5	#vs. Oral Roberts	7:00 a.m.
MARCH 9	SACRED HEART	6:35 p.m.
MARCH 10	SACRED HEART	6:35 p.m.
MARCH 11	SACRED HEART	6:35 p.m.
MARCH 12	SACRED HEART	1:05 p.m.
MARCH 15	INDIANA	6:35 p.m.
MARCH 16	INDIANA [OCS]	6:35 p.m.
MARCH 17	INDIANA [OCS]	6:35 p.m.
MARCH 18	INDIANA [OCS]	1:05 p.m.
MARCH 23	SAN JOSE STATE [OCS]	6:35 p.m.
MARCH 24	SAN JOSE STATE	6:35 p.m.
MARCH 25	SAN JOSE STATE	6:35 p.m.
MARCH 26	SAN JOSE STATE	1:05 p.m.
MARCH 30	NEVADA [OCS]	6:35 p.m.
MARCH 31	NEVADA [OCS]	6:35 p.m.
APRIL 1	NEVADA [OCS]	6:35 p.m.
APRIL 2	NEVADA	1:05 p.m.
April 7	*at Cal Poly	3:00 p.m.
April 8	*at Cal Poly	3:00 p.m.
April 9	*at Cal Poly	3:00 p.m.
April 13	*at UC Riverside	3:00 p.m.
April 14	*at UC Riverside	3:00 p.m.
April 15	*at UC Riverside	10:00 a.m.
APRIL 21	*UC DAVIS [OCS]	6:35 p.m.
APRIL 22	*UC DAVIS [OCS]	6:35 p.m.
APRIL 23	*UC DAVIS	1:05 p.m.
April 28	*at CSUN	12:00 p.m.
April 29	*at CSUN	10:00 a.m.
April 30	*at CSUN	10:00 a.m.
MAY 5	*CS FULLERTON [OCS]	6:35 p.m.
MAY 6	*CS FULLERTON [OCS]	6:35 p.m.
MAY 7	*CS FULLERTON	1:05 p.m.
MAY 12	*UC IRVINE	6:35 p.m.
MAY 14	*UC IRVINE [OCS]	5:00 p.m.
MAY 15	*UC IRVINE [OCS]	6:35 p.m.
May 19	*at Long Beach State	3:00 p.m.
May 20	*at Long Beach State	11:00 a.m.
May 21	*at Long Beach State	10:00 a.m.
MAY 25	*UC SANTA BARBARA [OCS]	6:35 p.m.
MAY 26	*UC SANTA BARBARA [OCS]	6:35 p.m.
MAY 27	*UC SANTA BARBARA [OCS]	6:35 p.m.
June 2-4	NCAA Regional (Campus Sites)	
Jun 9-11	NCAA Super Regional (Campus Sites)	
Jun 18-29	College World Series	Omaha, Nebr.

All times appear in (Hawaiian Time)  
Home games in **BOLD CAPS** (Les Murakami Stadium)  
# Neutral Site Game at U.S. Bank Stadium  
\* Big West Conference Game

### 'BOWS FACE VARIETY OF DECORATED PROGRAMS IN FIRST TRIP TO MINNEAPOLIS SINCE 2009



## HAWAII IN MINNEAPOLIS



Thursday, March 2 - Sunday, March 5 | Minneapolis, Minn.  
**Hawai'i Rainbow Warriors (3-4) vs. Minnesota (4-2)/Iowa (4-2)/Oral Roberts (7-1)**  
University of Hawai'i Games 8-11 | U.S. Bank Stadium

2017 Team Comparisons											
Hitting	Avg.	Runs	Hits	2B	3B	HR	RBI	BB	HBP	SO	SB-A
Hawai'i (3-4)	.202	17	44	10	0	0	16	27	7	45	1-5
Minnesota (4-2)	.339	45	74	11	5	2	43	22	4	24	2-5
Iowa (4-2)	.245	42	56	12	2	6	39	39	3	57	9-11
Oral Roberts (7-1)	.288	55	83	14	0	9	53	35	8	73	11-12
Pitching/Def.	ERA	IP	Hits	XBH	R	ER	BB	K's	Avg./vs	E	FLD%
Hawai'i...	2.69	67.0	56	18	25	20	19	43	.219	7	.975
Minnesota...	5.26	53.0	49	16	32	31	35	43	.247	2	.991
Iowa .....	3.84	61.0	58	16	31	26	27	57	.251	7	.973
Oral Roberts...	3.32	76.0	76	14	29	28	28	67	.259	5	.984

<b>MARCH 2 THURS</b>	vs. Minnesota	Probable Pitchers (2017)	W-L	G/S	ERA	IP	BB	SO
	1st Pitch: 12:00 p.m.	UH: LHP D. DeMiero	1-0	2/2	1.20	15.0	3	10
	Radio: ESPN 1420	UM: RHP T. Hanson	1-0	2/0	4.26	6.1	4	3
<b>MARCH 3 FRI</b>	vs. Iowa (DQC)	Probable Pitchers (2017)	W-L	G/S	ERA	IP	BB	SO
	1st Pitch: 8:15 a.m.	UH: RHP B. Hornung	0-1	2/2	1.20	15.0	2	15
	Radio: ESPN 1420	UI: RHP N. Gallagher	1-0	2/2	1.93	14.0	3	11
<b>MARCH 4 SAT</b>	vs. Minnesota (DQC)	Probable Pitchers (2017)	W-L	G/S	ERA	IP	BB	SO
	1st Pitch: 2:35 p.m.	UH: RHP N. Uskali	1-1	2/2	2.25	12.0	3	6
	Radio: NBC 1500	UM: RHP B. Schulze	1-0	2/1	3.00	9.0	5	7
<b>MARCH 5 SUN</b>	vs. Oral Roberts (DQC)	Probable Pitchers (2017)	W-L	G/S	ERA	IP	BB	SO
	1st Pitch: 7:15 a.m.	UH: TBD	---	-/-	---	---	---	---
	Radio: ESPN 1420	ORU: TBD	---	-/-	---	---	---	---

\* Game times listed in Hawaiian Time. \*\* Probable starters subject to change

#### ON THE SLATE THIS WEEKEND FOR HAWAII

University of Hawai'i (3-4) heads out for its longest geographical road swing of the year, making its first and only non-conference road trip. The Rainbow Warriors will meet defending Big Ten Regular Season Champion Minnesota (4-2) in a one-off contest Thursday at U.S. Bank Stadium, home of the Minnesota Vikings. Across the subsequent three days, UH will commence the Dairy Queen Classic in games vs. Iowa (4-2) Minnesota and Oral Roberts (7-1).

#### HOW TO FOLLOW THIS WEEKEND'S GAMES

Television Coverage: None

Streaming Video: Both games versus Minnesota can be viewed live on Big Ten Network's BTN Plus with active subscription to the paid service.

Radio: All games will be broadcast live with Mel Proctor from Minneapolis. Three games, Thursday, Friday and Sunday, will air on ESPN Honolulu 1420 AM, with Saturday's contest airing live on NBC Sports 1500 AM. Neighbor islands can listen live to all three 1420 AM games on KNUI on Maui, KHLO in Hilo, KKON in Kona and KTOH on Kaua'i.

Live Stats: Minnesota Athletics - TBA

# 2017 RAINBOW WARRIORS BASEBALL ROSTER/BREAKDOWNS

## 2017 HAWAII NUMERICAL ROSTER

No.	Name	Pos.	Ht.	Wt.	Cl.	B/T	Hometown [Last School]
1	Josh Rojas	INF	6-1	185	Sr.	L/R	Litchfield Park, Ariz. [Paradise Valley CC]
2	Marcus Doi	OF	6-0	210	Sr.	R/R	Honolulu, O'ahu [Mid-Pacific Institute]
3	Jordan LaFave	INF	5-7	180	Jr.	R/R	Kirkland, Wash. [Bellevue College]
4	Johnny Weeks	INF	5-10	185	Jr.	R/R	Long Beach, Calif. [Millikan HS]
5	Kekai Rios	C	5-11	200	So.	R/R	Kahalu'u, O'ahu [Kamehameha-Kapalama]
6	Jacob Sniffin	OF	6-2	195	Fr.	L/R	San Diego, Calif. [Westview HS]
7	Chayce Ka'aua	C/INF	5-10	200	r-Jr.	R/R	Hilo, Hawai'i [Hilo HS]
8	Dylan Vchulek	OF	6-0	180	Jr.	R/R	Bainbridge Island, Wash. [Bellevue College]
9	Ethan Lopez	OF	6-0	200	So.	S/R	Whittier, Calif. [La Mirada HS]
10	Alex Baeza	INF/LHP	6-3	195	Fr.	L/L	South Jordan, Utah [Jordan HS]
12	Alex Fitchett	OF	6-4	225	r-Sr.	R/L	El Dorado Hills, Calif. [Cosumnes River College]
13	Eric Ramirez	1B	6-0	230	Jr.	L/L	El Rio, Calif. [Rio Mesa HS]
15	Jedd Andrade	OF	5-10	190	Jr.	L/L	Waipahu, O'ahu [Fort Scott CC]
17	Tyler Murray	C	6-0	205	r-Fr.	R/R	Huntington Beach, Calif. [Huntington Beach HS]
18	Adam Fogel	OF/INF	6-5	200	Fr.	R/R	Palos Verdes, Calif. [Palos Verdes HS]
19	Carter Loewen	RHP/1B	6-4	220	Fr.	R/R	Abbotsford, BC, Canada [Yale Secondary]
20	Dustin Demeter	INF	6-1	180	Fr.	L/R	Goleta, Calif. [Dos Pueblos HS]
21	Daylen Calicdan	INF	5-9	165	Fr.	R/R	Hilo, Hawai'i [Kamehameha-Hawai'i]
22	Casey Ryan	RHP	6-4	230	Sr.	R/R	Westlake Village, Calif. [LA Pierce College]
23	Dylan Thomas	RHP	6-4	195	r-Fr.	R/R	Castaic, Calif. [Valencia HS]
24	Jackson Rees	RHP	6-5	180	r-Jr.	R/R	Aliso Viejo, Calif. [Saddleback College]
25	Kyle Mitchell	RHP	6-1	205	Sr.	R/R	Napa, Calif. [Santa Rosa JC]
26	Patrick Martin	LHP	6-3	190	r-Jr.	L/L	Arlington Heights, Ill. [Heartland CC]
27	Isaac Friesen	RHP	6-3	185	Sr.	R/R	Louisville, Colo. [Seminole State College]
28	Brendan Hornung	RHP	6-3	195	Sr.	R/R	Corona, Calif. [Chaffey College]
29	Colin Ashworth	RHP	6-3	190	Jr.	R/R	Placentia, Calif. [Orange Coast College]
31	Neil Uskali	RHP	6-2	195	Jr.	R/R	Marina del Rey, Calif. [Cuesta College]
32	Zack Chan	INF	6-1	200	Fr.	R/R	Manhattan Beach, Calif. [Mira Costa HS]
33	Dominic DeMiero	LHP	6-2	180	r-So.	L/L	Brier, Wash. [Bellevue College]
36	Matt Richardson	RHP	6-2	170	Jr.	R/R	Lodi, Calif. [Cosumnes River College]
39	Troy Kakugawa	INF	5-11	175	r-Jr.	R/R	Mililani, O'ahu [Puget Sound]
40	Matt Estes	LHP	6-1	205	Jr.	L/L	Napa, Calif. [Santa Rosa JC]
41	Brody Hagel-Pitt	RHP	6-6	260	Jr.	R/R	Arvada, Colo. [Iowa Western CC]
42	Chris Apecechea	RHP	5-7	165	Fr.	R/R	San Mateo, Calif. [Junipero Serra HS]
44	Logan Pouelsen	INF/RHP	6-1	225	Fr.	L/R	Huntington Beach, Calif. [Huntington Beach HS]
45	David Noworyta	C	6-4	195	r-So.	R/R	Hainesport, N.J. [Holy Cross Academy]

## COACHING AND SUPPORT STAFF

Position	No.	Name	Year	Alma Mater	Pronunciation
<b>Head Coach</b>	35	Mike Trapasso	16th	Oklahoma State	Truh-PAZZ-oh
<b>Assistant Coach</b>	34	Carl Fraticelli	7th	St. Mary's College	Frat-uh-CHELL-ee
<b>Assistant Coach</b>	30	Rusty McNamara	7th	Oklahoma State	-
<b>Volunteer Assistant</b>	37	Jerry Kleman	1st	Hawai'i ('12)	-

**Athletic Trainer:** Wade Yamazaki (1st)      **Team Managers:** Andre Fraticelli (1st), Matthew Trapasso (1st)  
**Volunteer Video Coordinator:** Nicholas Bradley (3rd)      **Media Relations:** Michael Stambaugh (3rd)

## PRONUNCIATION GUIDE

Jedd <b>ANDRADE</b> ..... ann-DRAH-day	Troy <b>KAKUGAWA</b> ..... kah-koo-GOW-ah
Chris <b>APECECHEA</b> ..... APP-uh-say-chay-ah	Jordan <b>LaFAVE</b> ..... luh-FAYVE
Alex <b>BAEZA</b> ..... BAY-zuh	Carter <b>LOEWEN</b> ..... LO-uhn
Daylen <b>CALICDAN</b> ..... CALL-ick-DON	David <b>NOWORYTA</b> ..... Nova-REE-tah
Dustin <b>DEMETER</b> ..... DEM-uh-tur	Logan <b>POUELSEN</b> ..... POLE-sun
Dominic <b>DeMIERO</b> ..... Duh-MARROW	<b>KEKAI</b> Rios..... Kay-KYE
Brendan <b>HORNUNG</b> ..... HORN-ung	Neil <b>USKALI</b> ..... YOU-ska-LEE
<b>CHAYCE KA'AUA</b> ..... CHASE / KAH - OW-uh	Dylan <b>VCHULEK</b> ..... vuh-SHOE-leck

## BY POSITION

**Right-Handed Pitcher (11):** Colin Ashworth, Chris Apecechea, Isaac Friesen, Brody Hagel-Pitt, Brendan Hornung, Kyle Mitchell, Jackson Rees, Matt Richardson, Casey Ryan, Dylan Thomas, Neil Uskali

**Left-Handed Pitcher (3):** Dominic DeMiero, Matt Estes, Patrick Martin

**Utility Players (3):** Alex Baeza (INF/LHP), Carter Loewen (RHP/1B), Logan Pouelsen (RHP/INF)

**Catcher (4):** Chayce Ka'aua, Tyler Murray, David Noworyta, Kekai Rios

**Infield (7):** Daylen Calicdan, Zack Chan, Dustin Demeter, Troy Kakugawa, Jordan LaFave, Eric Ramirez, Josh Rojas, Johnny Weeks

**Outfield (7):** Jedd Andrade, Marcus Doi, Alex Fitchett, Adam Fogel, Ethan Lopez, Jacob Sniffin, Dylan Vchulek

## 2017 ROSTER BREAKDOWNS BY CLASS

**Seniors (7):** Marcus Doi, Alex Fitchett, Isaac Friesen, Brendan Hornung, Kyle Mitchell, Josh Rojas, Casey Ryan

**Juniors (13):** Colin Ashworth, Jedd Andrade, Matt Estes, Brody Hagel-Pitt, Chayce Ka'aua, Troy Kakugawa, Jordan LaFave, Patrick Martin, Eric Ramirez, Jackson Rees, Matt Richardson, Dylan Vchulek, Neil Iskali, Johnny Weeks

**Sophomores (4):** Dominic DeMiero, Ethan Lopez, David Noworyta, Kekai Rios

**Freshman (11):** Chris Apecechea, Alex Baeza, Daylen Calicdan, Zack Chan, Dustin Demeter, Adam Fogel, Carter Loewen, Logan Pouelsen, Tyler Murray, Jacob Sniffin, Dylan Thomas

## BY STATE/COUNTRY

**California (20):** Chris Apecechea, Colin Ashworth, Zack Chan, Dustin Demeter, Matt Estes, Alex Fitchett, Adam Fogel, Brendan Hornung, Ethan Lopez, Kyle Mitchell, Tyler Murray, Logan Pouelsen, Eric Ramirez, Jackson Rees, Matt Richardson, Casey Ryan, Jacob Sniffin, Dylan Thomas, Neil Uskali, Johnny Weeks

**Canada (1):** Carter Loewen

**Colorado (1):** Isaac Friesen, Brody Hagel-Pitt

**Hawai'i (5):** Jedd Andrade, Daylen Calicdan, Marcus Doi, Chayce Ka'aua, Troy Kakugawa, Kekai Rios

**Illinois (1):** Patrick Martin

**New Jersey (1):** David Noworyta

**Washington (3):** Dominic DeMiero, Jordan LaFave, Dylan Vchulek

**Utah (1):** Alex Baeza



# LES MURAKAMI STADIUM: HOME OF THE RAINBOW WARRIORS



## Record at Les Murakami Stadium

# 827-511-1 (.619)

The stadium was first built in 1984 on the site of the old UH Stadium, which sat approximately 2,500 fans. With the success of his teams in the late 1970s and early 1980s, Head Coach Les Murakami led a charge to build a facility that could accommodate the droves that he foresaw. With the help of political backers at Washington Place, the state appropriated the money for the project, which took less than nine months to complete before its debut in UH's Feb. 17, 1984, game vs. Stanford.

Now in the 34th year of what was formerly known as Rainbow Stadium, Hawai'i has seen 3,809,514 fans attend baseball games. They have averaged 2,928 in the 1,301 games played at Les Murakami Stadium with 250 sellouts.

For the first season, UH played on the original playing surface, which was natural grass. The basepath, pitcher's mound and home plate consisted of a mixture of sand and crushed lava rocks. The roof only shaded the press box and a portion of the area in front of the press box.

Rainbow Stadium, as it was first named, cost \$11.2 million in 1984. Adding a roof covering from first to third base and the original AstroTurf in 1985 pushed the final price tag to \$12.2 million. The current surface features polyethylene blades that resemble blades of grass. It was then filled in with sand and rubber granules to cushion the turf and give a grass-like feel. The only dirt on the field is at the batter's box and the pitcher's mound, with different colored turf circling the infield.

In October 2001, the University then decided to change the name of the stadium to Les Murakami Stadium, honoring the man responsible for its building. Murakami was the school's first Division I full-time head coach and the 11th coach in the program's history, dating back to 1923. Not only did he turn the program into an NCAA Division I team that consistently competed on a national level for much of his tenure, but he was also largely responsible for the building of the stadium that is now compassionately known as "the house that Les built."

In the season that saw the three-millionth fan enter the gates at the Les Murakami Stadium, the facility completed its most recent face lift, as all 4,312 seats were replaced.

The new seats are all green instead of the red, orange and blue seats of before. They were implemented in the fall of 2008, giving the stadium a fresh new look.

This comes less than a year after the surface got an upgrade. During the winter of 2007, the stadium's AstroTurf surface was ripped away to make room for the new Domo Turf surface.

The stadium seats 4,312 with 3,738 of the seats covered to shelter fans from the "Manoa mist" that comes and goes throughout the day. It is a two-tiered structure with three levels of seating. In the middle of the upper section is the two-tiered pressbox, which also features one radio and one television booth on opposite sides.

The stadium contains two sunken dugouts with separate locker room facilities. There is also a hospitality room, meeting room, locker room for umpires, lounge for UH players and a training room.

During one six-year span from 1989 to '94, Rainbow baseball was at its most prosperous. In 279 home dates in that span, UH had a home record of 195-84 for a 69.9 winning percentage. Attendance flourished during that stretch, averaging 3,524 for a total attendance of 983,261, including 179 sellouts, nearly 65 percent of those games.

UH led the country in attendance twice, in 1986, averaging 2,599, and in 1992, averaging 4,433. The 208,378 fans that came through the gates in 1992 set an NCAA record that has since been eclipsed by Texas, and later Louisiana State.

Les Murakami Stadium has attracted numerous events over the years. It was home to the minor league Hawai'i Islanders in 1986 and the Hawai'i Winter Baseball League on two separate stints. The Hawai'i Island Movers summer baseball club has used the facility for more than 20 years. Other athletic events held there include the HHSAA state baseball championships, the AJA

Baseball playoffs, the PAL opening ceremonies, Best of the West High School tournaments, UH Athletics Department Fun Run, the Special Olympics and numerous baseball clinics, including the Cal Ripken-Hideo Nomo Camp.

### HOME ATTENDANCE

Year	Attendance	Average	Dates	Sellouts
1984	104,177	2,216	47	11
1985	106,526	1,746	61	4
1986	+114,367	2,599	44	3
1987	105,646	2,401	44	6
1988	125,752	2,566	49	14
1989	123,330	2,517	49	21
1990	118,305	2,366	50	20
1991	143,027	3,043	47	31
1992	+208,378	4,433	47	43
1993	200,525	4,663	43	34
1994	189,696	4,411	43	30
1995	146,712	3,860	38	5
1996	129,696	3,325	39	0
1997	108,537	2,783	39	0
1998	98,441	2,524	39	1
1999	98,668	2,741	36	0
2000	95,386	2,445	40	0
2001	87,029	2,417	36	0
2002	94,804	2,708	35	0
2003	96,376	2,604	37	0
2004	93,181	2,452	38	1
2005	97,268	2,701	36	0
2006	81,881	2,558	32	2
2007	88,978	2,696	33	2
2008	72,310	2,582	28	1
2009	92,717	2,990	31	3
2010	95,711	3,190	30	3
2011	116,222	3,320	38	5
2012	118,945	3,327	36	5
2013	97,355	3,357	29	2
2014	109,924	3,140	36	2
2015	97,979	3,265	30	1
2016	105,724	3,021	35	0
2017	20,963	2,995	7	0
<b>Total</b>	<b>3,809,514</b>	<b>2,928</b>	<b>1,301</b>	<b>250</b>

\*\*There may be annual disparity in counted home contests for attendance purposes, due to variance in tracking methods for doubleheaders + Indicates led the country in attendance



# 35 MIKE TRAPASSO

**Head Coach ▶ 16th Season  
Oklahoma State (1987) ▶ 429-426**

Mike Trapasso took over the University of Hawai'i baseball program in 2002. After 11 seasons of

guiding his team through the Western Athletic Conference, he made the transition in 2013 to the program's new home in the Big West Conference. He has led his teams to winning records in nine seasons, and has guided his teams to 30 or more wins in eight of his seasons. Trapasso opened the 2017 season at 426-422 overall at Hawai'i.

After making the transition in the powerhouse-filled Big West, Trapasso has led the Rainbow Warriors on the rise, closing the past two seasons with .500 (12-12) conference records and leading the team to a tie for fourth place in 2016, coming in behind three NCAA Regional teams in the conference standings. The Rainbow Warriors closed the conference slate with a program-first series victory at Cal State Fullerton.

In 2015, Coach Trapasso was inducted into the Greater St. Louis Baseball Hall of Fame (ABHOF), a class that includes 17 individuals who, through their participation as a player, coach, umpire or contributor, exemplified the highest qualities found in the game of baseball. Coach Trap was the only of the class to be inducted as both a player and a coach.

Prior to joining the Big West, Trapasso guided the 'Bows four consecutive 30-win seasons to close out their run in the WAC in 2012 with a 30-25 mark. In 2011, Coach Trapasso was named WAC Coach of the Year for the third time, as UH was named Regular Season Co-Champions for the first time since 1992 and earned the No. 1 seed in the WAC Tournament. The Rainbows advanced to the championship before falling to Fresno State, finishing the season with an overall record of 34-25. 2012 saw Coach Trapasso guide the Rainbows to their fourth straight 30-win season on their final WAC campaign. In 2011, Coach Trapasso was named WAC Coach of the Year for the third time, as UH was named Co-Regular Season Champions for the first time since 1992 and earned the No. 1 seed in the WAC Tournament. The Rainbows advanced to the championship before falling to Fresno State, finishing the season with an overall record of 34-25.

The 2010 season saw the 'Bows advance to the NCAA West Regional in Tempe, Arizona for the first time since 2006. The team won its first WAC Tournament Championship since 1992 before falling to top-ranked Arizona State in the regional championship. UH finished ranked No. 30 in the final Collegiate Baseball Top 30 Poll.

In 2009, the team started the season with one of the nation's toughest non-conference schedules, helping the team peak at No. 20 in the Baseball America poll, posting an RPI in the top 10. Hawai'i broke the single-season school home run record with 64 team homers, while Kolten Wong earned Freshman All-America honors by five publications.

In 2008, UH finished 10th in the country in fielding percentage, at .975. Shortstop Jonathan Hee led the 'Bows in the field, committing just five errors on the season to finish with a .985 fielding percentage and earn the ABCA/Rawlings NCAA Division I Gold Glove award at shortstop.

The 2007 season saw the Rainbow Warriors post 34 wins and have

## TRAPASSO HAWAII HIGHLIGHTS

- ▶ Won his 400th game on May 3, 2015, sweeping LBSU on the road
- ▶ 2006 National Coach of the Year National Baseball Foundation
- ▶ 2006 National Coach of the Year Finalist College Baseball Insider
- ▶ 2011 WAC Coach of the Year
- ▶ 2006 WAC Coach of the Year
- ▶ 2004 WAC Coach of the Year
- ▶ 40 All-Conference Selections
- ▶ 5 Louisville Slugger Freshmen All-Americans
- ▶ 2 Rainbow Tournament Championships
- ▶ 31 Players Signed to Play Professionally
- ▶ 2004 Assistant Coach - U.S. National Team (Won Gold Medal at World University Baseball Games)
- ▶ Led 2006 Rainbows to first NCAA Regional since 1993.

## TRAPASSO COACHING RECORD

Year	Overall	WAC	BWC	Place
2017	3-4		-	-
2016	23-30		12-12	4th(t)
2015	21-32		12-12	5th
2014	22-31		6-18	8th
2013	16-35		11-16	7th
2012	30-25	10-8		4th
2011	34-25	17-7		1st
2010	35-28	12-12		4th
2009	32-26	11-12		5th
2008	29-31	18-14		2nd
2007	34-25	11-13		4th
2006	45-17	17-6		2nd
2005	28-27	15-14		3rd
2004	31-24	13-16		4th
2003	30-26	11-19		4th
2002	16-40	5-25		6th
<b>Totals</b>	<b>427-426</b>	<b>140-146</b>	<b>41-58</b>	<b>--</b>

## 2017 BIG WEST STANDINGS

	BIG WEST			OVERALL		
	W	L	T	W	L	T
UC Riverside	0	0	0	4	2	0
UC Davis	0	0	0	3	2	0
Cal State Fullerton	0	0	0	4	3	0
Long Beach State	0	0	0	4	3	0
UC Santa Barbara	0	0	0	4	3	0
CSUN	0	0	0	3	4	0
UC Irvine	0	0	0	3	4	0
<b>Hawaii</b>	<b>0</b>	<b>0</b>	<b>0</b>	<b>3</b>	<b>4</b>	<b>0</b>
Cal Poly	0	0	0	1	6	0

one of their best offensive seasons under Trapasso, hitting .305 with 129 doubles and a .427 slugging percentage, all highs under his tenure. Senior Kris Sanchez led the offensive charge that saw seven Rainbows hit over the .300 mark. Sanchez batted .362 with 10 home runs, 23 doubles, 66 RBI and a .633 slugging percentage, all ranking top five in the WAC standings.

In 2006, Trapasso guided the team to a 45-17 record, going to its first NCAA Regional in 13 years. The team advanced to the regional final before falling to eventual national champion Oregon State. He pushed the team to a second-place finish in the WAC, missing the regular-season title by just a half a game. He also guided UH to a 16-5 record on the road, posting the most road wins in UH history and the third-highest winning percentage.

And Trapasso got his share of recognition for the great season. He was named National Coach of the Year by the National Baseball Foundation and was a finalist for the College Baseball Insider National Coach of the Year award. He also earned his second WAC Coach of the Year honor. The 2006 season was the breakthrough season Trapasso was looking for, but success didn't come overnight. After a challenging first season in 2002 while adjusting to his new surroundings coaching an inherited team, the St. Louis, Mo., native posted five straight winning seasons. In 2004, Trapasso was named the WAC Coach of the Year after guiding UH to a second straight 30-win season including a big series win over No. 3 Rice.

Following that successful season, he joined Team USA as an assistant coach. He accompanied the team all over the world, helping them to win the gold medal at the World University Games in Tainan, Taiwan.

In 2003, the Oklahoma State graduate guided Hawai'i to the program's biggest turnaround to date, winning 14 more games than in 2002. The 2003 season remains the second-largest turnaround in school history as the 2006 team won 17 more games than they did the year before.

Married to the former Catherine Grieshaber of Festus, Mo., and they have two sons, Michael and Matthew. Michel recently finished his degree at UH after three seasons as team manager for the 'Bows.



'BOWS 2016 VS. 2017 RECORD		
	2016	2017
Total.....	23-30	3-4
Conference.....	12-12	0-0
Non-Conf.....	11-18	3-4
Home.....	14-21	3-4
Away.....	7-8	0-0
Neutral.....	2-1	0-0
Day.....	10-17	2-1
Night.....	13-13	1-3
vs Left.....	6-14	2-1
vs Right.....	17-16	1-3
1-Run games.....	7-10	2-0
2-Run games.....	2-4	0-2
5+Run games.....	5-13	1-1
Extra Innings.....	4-2	0-2
Shutouts.....	3-4	0-1
Scoring 0-2 runs.....	1-15	0-4
Scoring 3-5 runs.....	8-15	2-0
Scoring 6-9 runs.....	11-0	1-0
Scoring 10+ runs.....	3-0	0-0
Opponent 0-2 runs.....	11-4	2-0
Opponent 3-5 runs.....	10-11	1-3
Opponent 6-9 runs.....	2-9	0-1
Opponent 10+ runs.....	0-6	0-0
Scored in 1st inning.....	9-4	2-0
Scores first.....	16-7	3-0
Opp. scores first.....	7-23	0-4
After 6 leading.....	18-1	3-0
After 6 trailing.....	3-21	0-3
After 6 tied.....	2-8	0-1
After 7 leading.....	18-1	3-0
After 7 trailing.....	3-22	0-3
After 7 tied.....	2-5	0-1
After 8 leading.....	20-1	3-0
After 8 trailing.....	1-23	0-3
After 8 tied.....	2-4	0-1
Hit 0 HR.....	19-28	3-4
Hit 1 HR.....	4-2	0-0
Hit 2+ HR.....	0-0	0-0
Opponent 0 HR.....	19-19	2-3
Opponent 1 HR.....	2-5	0-1
Opponent 2+ HRs.....	2-6	1-0
Made 0 errors.....	8-9	2-1
Made 1 error.....	11-12	1-1
Made 2+ errors.....	4-9	0-2
Opp. made 0 errors.....	6-15	0-2
Opp. made 1 error.....	8-4	1-1
Opp. made 2+ errors.....	9-11	2-1
Out-hit opponent.....	12-4	1-0
Out-hit by opponent.....	7-26	1-3
Hits are tied.....	4-0	1-1
Curr. winning streak.....	2	2
Long winning streak.....	4	2
Long losing streak.....	6	3
(H)Attendance.....	105,724...20,963	
(H)Avg.....	35/3021..7/2995	
(A)Attendance.....	11248.....0	
(A)Avg.....	18/624.....0/0	
(T)Attendance.....	116,972...20,963	
(T)Avg.....	53/2207..7/2995	

**RETURN TO THE NORTH STAR STATE A FIRST SINCE '09, MEET UM FOR 5TH TIME, IOWA 3RD, ORU 1ST**

The Rainbow Warriors make their return trip to the Dairy Queen Classic for the first time since 2009. During their first and only trip to the tournament, UH went 1-2 after topping Washington, while also defeating Minnesota in the one-off contest at the Metrodome. UH and the Gophers split in '09 and also split in two games at the 1991 NCAA Regional in Los Angeles.

As for other Tournament foes, UH will meet Iowa for the third time, last hosting the Hawkeyes in the 1983 Rainbow Easter Tournament, splitting at 1-1. Oral Roberts and Hawai'i meet for the first time on Sunday.

Against teams from the state of Minnesota, UH is 6-2, is 13-3 against Iowa teams and 25-22 against current Big Ten schools. UH has Indiana coming to Honolulu March 15-18. Facing Oklahoma schools UH is 18-16 overall and is 7-0 versus Summit League teams, only playing Western Illinois from the conference.

**THURSDAY PROBABLE STARTER - LHP DOMINIC DeMIERO**

Arriving as a transfer from Bellevue College DeMiero has stepped right to the forefront of Rainbow Warrior pitching, going seven innings with six hits and only one earned run in his debut against a very offensively stout No. 6 NC State. His encore was no letdown, throwing eight innings of an extra-frame affair versus a big-hitting San Francisco club, allowing five hits with one earned run, and striking out five. This week, the sophomore moves to the No. 1 position for the first time at UH. He shares the team lead with 15 innings.

In his only year active at Bellevue, DeMiero received first-team all-Northwest Athletic Conference (NWAC) honors and was selected as a member of the Northwest-Pacific Association ABCA/Rawlings All-Region first team. There he played alongside current UH teammates Dylan Vchulek and Jordan LaFave. He started 13 games after an injury claimed his first year, going 7-2 with a 2.74 ERA. Facing NWAC opponents, he pitched three complete games in six starts, recording an 0.94 ERA and 5-0 record. On the overall season, he struck out 79 hitters with 19 walks in 88.2 inning, earning the team's Valuable Pitcher and MVP.

Year	ERA	W	L	App	GS	CG	SHO	SV	IP	H	R	ER	BB	SO	2B	3B	HR	BF	B/Avg	WP	HBP	BK	SFA	SHA
2017	1.20	1	0	2	2	0	0	0	15.0	11	2	2	3	10	1	0	1	57	.193	1	0	0	0	0

**FRIDAY PROBABLE STARTER - RHP BRENDAN HORNING**

UH's lone returning starter from a year ago, Hornung has stepped to the mound like a true veteran versus two tough offensive teams in NC State and San Francisco -- and has done nothing short of dazzle. Across his co-team-high 15 innings this year (shared with DeMiero), Hornung has struck out a Big West fourth-most 15 batters while walking just two -- a 7.50 strikeout-to-walk ratio.

Moving to the No. 2 slot this weekend for the first time, Hornung began his inaugural UH season (2016) as the Friday-night starter, but moved to the back of the rotation for his final four starts after a tough seven-run outing. However, he rebounded with a 2.77 ERA across his final three of 16 total starts, finishing with a 4-7 record. He locked in the second-most team innings and fifth most in the Big West at 101.1, finishing with an ERA of 3.11. He ranked 11th in BWC and led the team with 74 strikeouts to 22 walks.

Year	ERA	W	L	App	GS	CG	SHO	SV	IP	H	R	ER	BB	SO	2B	3B	HR	BF	B/Avg	WP	HBP	BK	SFA	SHA
2016	3.11	4	2	16	16	0	0	0	101.1	116	46	35	22	74	24	3	4	448	.285	4	9	1	3	7
2017	1.20	0	1	2	2	0	0	0	15.0	12	2	2	2	15	3	0	0	56	.214	1	1	0	0	0
<b>TOTAL</b>	<b>2.86</b>	<b>4</b>	<b>8</b>	<b>18</b>	<b>18</b>	<b>0</b>	<b>0</b>	<b>0</b>	<b>116.1</b>	<b>128</b>	<b>48</b>	<b>37</b>	<b>24</b>	<b>89</b>	<b>27</b>	<b>3</b>	<b>4</b>	<b>507</b>	<b>.276</b>	<b>5</b>	<b>10</b>	<b>1</b>	<b>3</b>	<b>7</b>

**SATURDAY PROBABLE STARTER - NEIL USKALI**

Uskali has quietly been building his own reputation as the No. 3 starter, overshadowed by both the stalwart efforts of Hornung and DeMiero, as well as a relative lack of Rainbow Warrior offense during his outings. Last week, Uskali went a steady seven innings for his first career win, allowing two earned runs on six hits against San Francisco; inducing nine fly outs and 10 groundouts versus the Dons. Against NC State, he held the Wolfpack to .176 hitting in his debut, chalking up four strikeouts with only one run.

Year	ERA	W	L	App	GS	CG	SHO	SV	IP	H	R	ER	BB	SO	2B	3B	HR	BF	B/Avg	WP	HBP	BK	SFA	SHA
2017	2.25	1	1	2	2	0	0	0	12.0	9	4	3	3	6	3	1	0	49	.205	0	1	0	0	1

**SUNDAY PROBABLE STARTER - TBD**

Although righty Jackson Rees was a steady No. 4 against San Francisco, going seven innings with two runs and four strikeouts, the fourth starter is not resolved for Hawai'i, especially in a tournament setting.

**IN THE BULLPEN** A Look At Returning Relievers Who Could Come From the Bullpen (**RELIEF-ONLY** stats noted)

The Rainbow Warriors returned just four players with relief appearances from the 2016 campaign to a pitching staff that opened with 12 newcomers expecting to see heavy relief action. So far, nine relievers have made 2017 appearances See below for relief-only stats for the current crop of this season's relievers.

Player	ERA	W	L	APP	GS	CG	SHO	CBO	SV	IP	H	R	ER	BB	SO	2B	3B	HR	O/Avg	HBP	SF	SH
Estes, Matt	0.00	0	0	2	0	0	0	0	0	2.1	1	0	0	1	1	0	0	0	.143	1	0	0
Hagel-Pitt, Brody	0.00	0	0	1	0	0	0	0	0	0.2	1	2	0	1	0	1	0	0	.250	0	0	0
Ryan, Casey	0.00	0	0	2	0	0	0	0	0	0.1	1	0	0	0	1	0	0	0	.333	0	0	0
Mitchell, Kyle	3.00	0	1	1	0	0	0	0	0	3.0	2	2	1	0	2	1	0	0	.154	0	0	0
Ashworth, Colin	4.50	0	0	2	0	0	0	0	0	2.0	3	1	1	1	1	0	0	0	.333	0	0	0
Richardson, Matt	4.91	0	1	2	0	0	0	0	0	3.2	4	3	2	1	0	2	0	0	.267	1	0	1
Martin, Patrick	5.40	0	0	3	0	0	0	0	1	1.2	0	1	1	1	0	0	0	0	.000	0	0	0
Thomas, Dylan	6.00	0	0	2	0	0	0	0	1	3.0	4	2	2	1	3	0	0	2	.308	0	0	0
Rees, Jackson	27.00	0	0	1	0	0	0	0	0	1.1	3	4	4	3	0	1	0	0	.600	0	0	1

**WHAT'S AN 'OKINA?**

**Q:** What's that punctuation mark in the word Hawai'i?  
**A:** In the Hawaiian language, it's called an 'okina (oh-key-nuh), literally translated in English means separator. Phonetically referred to as a glottal stop, similar to the sound that would be made in the English oh-oh. The 'okina is actually a letter in Hawaiian language and typed out looks like a backwards, inverted apostrophe. The practice of UH Media Relations is to use the 'okina in all Hawaiian words and locations in which they occur.

## HAWAII BASEBALL HISTORY

First Year.....	1923
First Year as NCAA Division I.....	1971
All-Time Collegiate Record.....	1529-1029-4 (46)
Big West Record.....	41-58 (4)
Big West Titles.....	None
WAC Record.....	492-376-2 (33)
WAC Regular Season Titles.....	(7) 1980, '82
.....	'84, '87, '91, '92, '11
WAC Tournament Titles..	(7) 1980, '82, '84,
.....	'87, '89, '92, '10
NCAA Tournament Appearances .....	13
CWS Appearances (Years).....	1 (1980)
Highest National Finish .....	2nd (1980)

## TEAM INFORMATION

Head Coach.....	Mike Trapasso
Alma Mater (Year)....	Oklahoma State (1987)
Record at Hawai'i (Years).....	429-426 (15)
Overall Record (Years).....	Same
Baseball Office Number .....	(808) 956-6247
Assistant Coach.....	Carl Fraticelli
Assistant Coach.....	Rusty McNamara
Volunteer Assistant.....	Jerry Kleman
Operations/Administration.....	Courtney Chai
Team Managers .....	Andre Fraticelli
.....	Matthew Trapasso
2016 Record .....	23-30
2016 Big West Record (Finish) 12-12 (t-4th)	
Letterwinners Returning/Lost.....	14/13
Position Starters Returning/Lost.....	8/2
Position Players Returning/Lost .....	9/6
Position Player Newcomers.....	8
Pitchers Returning/Lost .....	5/7
Pitching Newcomers .....	9
Two-Way/Utility Newcomers.....	3

## UNIVERSITY FACTS

Location/Enrollment..	Honolulu, O'ahu (20,000)
Founded.....	1907
Nickname.....	Rainbow Warriors
Colors.....	Green, Black, White
Conference .....	Big West
Stadium .....	Les Murakami Stadium (4,312)
President/Interim Chancellor.....	David Lassner
Athletics Director.....	David A. K. Matlin
SWA.....	Marilyn Moniz-Kaho'ohanohano

## UNIVERSITY SEAL



The UHM seal bears the Hawaiian phrase *Ua Mau ke Ea o ka 'Āina i ka Pono* Said by King Kamehameha III and adopted in 1959 as the state motto, meaning:  
**The life of the land is perpetuated in righteousness**

## CONSECUTIVE NON-LOSING CONFERENCE CAMPAIGNS

For the first time since joining the Big West Conference in 2013, the 'Bows finished at .500 in conference during the 2015 season with a 12-12 record after battling it out on the road down the stretch on consecutive sweeps of Long Beach State and UC Riverside. The Rainbow Warriors duplicated that record in 2016, matching the 12-12 conference record with another strong finish, winning the final two series. Included in that stretch was a first-ever series win (2-1) at Big West Champion Cal State Fullerton, with the series-opening 6-3 victory appearing live before a national audience on ESPN3.

## HAWAII PICKED EIGHTH IN PRESEASON BIG WEST PROJECTED ORDER

In the initial days of February, officials from the Big West Conference announced its 2017 baseball preseason order of finish, tabbing the University of Hawai'i Rainbow Warriors to finish eighth, as voted on by the nine conference coaches.

The team to beat in the Big West Conference in 2017 is Cal State Fullerton, according to the nine conference coaches that voted on the Big West baseball pre-season poll, just ahead of tied top teams Long Beach State and UC Santa Barbara. All three teams appeared

PRESEASON BIG WEST PROJECTED ORDER OF FINISH	
1. Cal St. Fullerton (8) - 76	6. CSUN - 33
T2. Long Beach State - 65	7. UC Riverside - 27
T2. UC Santa Barbara - 65	<b>8. Hawai'i - 23</b>
4. Cal Poly - 55	9. UC Davis - 13
5. UC Irvine (1) - 48	

in the tournament last year, with UCSB reaching the College World Series. Cal Poly (55) lists in fourth, ahead of UC Irvine (48), CSUN (33) and UC Riverside. The Rainbow Warriors received 23 points, ahead of UC Davis at 13 points.

## 'BOWS LOOK TO EXCEED PRESEASON EXPECTATIONS ONCE AGAIN

Despite the strongest finish in conference since joining the Big West (12-12, going .500 for the second time) to tie for fourth in the formidable Big West, which sent three teams to the NCAA Tournament (Cal State Fullerton, UC Santa Barbara, Long Beach State), the Rainbow Warriors were again projected well below their previous finish. This is not a new trend for UH.

Leading into the team's best conference finish, conference officials last January then pegged the Rainbow Warriors at seventh, despite a fifth place finish during the 2015 campaign.

After two seasons getting acclimated to the challenge of the league, the Rainbow Warriors have improved their standing each season since joining the Big West in 2013.

## 'BOLSTERING THE RANKS

One notable reason for the optimism that the Rainbow Warriors will continue their upward trend is the stalwart recruiting effort this past year by 16th-year head coach Mike Trapasso and staff. Likely among the best recruiting classes of the past 10 years, Trapasso's group of 20 new Warriors received some national notice heading into the season.

Collegiate Baseball Newspaper ranked the 2016 Hawai'i recruiting class as the **37th-best class in the nation** based on its annual evaluation. UH's class was rated third among Big West Conference members and 11th among teams in the west region, garnering their highest ranking in eight seasons.

*"To see our recruiting class recognized in Collegiate Baseball's Top 40 is a nice way to start the fall. We thought it was our best class in several years – a physical and athletic group,"* Trapasso said. *"I'm also happy for Rusty McNamara and Carl Fraticelli for the work they put into this class."*

## IT'S A FULL HOUSE WITH THE NEWCOMERS ABOARD

With the addition of 20 new Rainbow Warriors, the Hawai'i squad is actually at its full NCAA complement of 35 active players for the first time since 2012. There were 29 active players last season. Given last season's success, the added depth only raises the UH ceiling in 2017.

## PLENTY OF NEW FACES IN GREEN AND WHITE

37th-ranked class prestige aside, a preseason glimpse of newest Rainbow Warriors in the program.

### Chris Apecechea - RHP - 5-7 - 165 - Fr. - San Mateo, Calif. [Junipero Serra HS]

- 2016 West Coast Athletic League (WCAL) Champions, first team all-WCAL, second team all-Bay Area; 6-1, 2.05 ERA, 25 SO in 61.1 IP

### Jedd Andrade - OF - 5-10 - 190 - Jr. - Waipahu, O'ahu [Maryknoll School/Fort Scott CC]

- 2016 first-team all-Kansas Jayhawk (KJCCC) Eastern, second-team all-NJCAA Region VI
- Led FSCC and ranked 12th in KJCCC-E with .411 BA, 38 RBI and 58 runs.
- 19 doubles (14th NJCAA), 42 walks (12th NJCAA), .544 OBP (5th NJCAA), 6 home runs
- Uncle, Myles Yamamoto, played baseball at UH from 1972-74
- Outfielder on 2008 Waipi'o Little League World Series Champions, scored 3 LLWS runs

### Colin Ashworth - RHP - 6-3 - 190 - Jr. - Placentia, Calif. [Orange Coast College]

- Last year, 1-1, 4.26 ERA in 9 app., 16 SO in 31.2 IP – Redshirted in 2014 at Arizona State

### Alex Baeza - INF/LHP - 6-3 - 195 - Fr. - South Jordan, Utah [Jordan HS]

- Second team 5A all-state as junior and senior 1B/LHP, 2014 UHSAA State Champion (Soph.)
- Last year, hit .325 with .448 OBP, 5 doubles, 16 RBI, 16 runs/ 3.15 ERA, 4-2, 40 SO in 46.2 IP

### Daylen Calicdan - INF - 5-9 - 165 - Fr. - Hilo, Hawai'i [Kamehameha-Hawai'i]

- Helped KS-Hawai'i to 4 straight Big Island Interscholastic Federation (BIIF) Championships

and 2016 Division II State Championship

- 2016 Hawai'i Division II and BIIF Player of the Year, 3-time ScoringLive Division II All-State first team, 3-time all-BIIF
- 2016 Perfect Game/Rawlings High School Player of the Year for Hawai'i, batting .444 with 28 RBI, 21 runs, 8 doubles, 5 triples, 14 walks
- Pitched 17.2 innings in 7 games; 3-0 record with 1 save and 0.85 ERA

**Zack Chan - INF - 6-1 - 200 - Fr. - Manhattan Beach, Calif. [Mira Costa HS]**

- Bay League Championships (2015-16), first-team all-Bay League and all-Area – .433 with 4 doubles, 14 runs, 18 RBI, .550 SLG%, .547 OBP

**Dustin Demeter - INF - 6-1 - 180 - Fr. - Goleta, Calif. [Dos Pueblos HS]**

- 2016 CIF Southern Section Division II semi-final and 4 consecutive Channel League Championships
- 2-time first team all-Channel League (2015-16) and 2-time second team all-Channel League (2013-14)
- Named 2016 CIF Southern Section All-Division 2 Team, MaxPreps California Large Schools All-State second team (utility)
- Last year, .374 BS with 28 runs, 28 RBI, 12 doubles, 6 home runs, 2 triples, 8 steals – .717 SLG%, .470 OBP
- Picked in 38th round (No. 1,133) of 2016 MLB Draft by Miami Marlins

**Dominic DeMiero - LHP - 6-2 - 180 - Jr. - Brier, Wash. [Bellevue College]**

- First-team all-Northwest Athletic Conference (NWAC), ABCA/Rawlings All-Region first team; 7-2, 2.74 ERA, 79 SO with 19 walks in 88.2 IP
- 2-time first-team all-Wesco at Mountlake Terrace HS in NW Seattle, 12 wins and 3.47 career ERA, 107 strikeouts in 127 IP

**Matt Estes - LHP - 6-1 - 205 - Jr. - Napa, Calif. [Santa Rosa JC]**

- Won the 2016 CCCAA at Santa Rosa; had an 8-1 record, 2.96 ERA, 51 SO in 73 IP; second team all-Big 8 Conference
- At Vintage HS, 2-time all-Monticello Empire League (MEL); As 2013 senior, .402 BA, 26 RBI, .462 OBP/4-5 career, 3.17 ERA, 53 SO in 46 IP

**Adam Fogel - OF/INF - 6-5 - 200 - Fr. - Palos Verdes, Calif. [Palos Verdes HS]**

- 2016 Rawlings-Perfect Game Honorable Mention All-American; Recorded 9 doubles, 19 RBI, 22 runs and six steals at PVHS

**Brody Hagel-Pitt - RHP - 6-6 - 260 - Jr. - Arvada, Colo. [Iowa Western CC]**

- Same JUCO as Jacob Sheldon-Collins; aided Reivers to consecutive NJCAA World Series (2015-16) and season finish at 5th in NJCAA
- 2016 All-Region XI second team, 7-1, 3.99 ERA in 13 app., 51 SO in 47.1 IP – 2015 first-team all-Region XI, 7-2, 3.24 ERA in 12 app.

**Troy Kakugawa - INF - 5-11 - 175 - r-Jr. - Mililani, O'ahu [Mililani HS/Puget Sound]**

- Transfer from Univ. of Puget Sound. In 2015, hit .274 with 6 doubles, 2 triples and 1 homer; recorded 54 assists and 22 putouts
- 2013 HHSAA Baseball All-Tournament Team and first team all-OIA; .320 BA with 1 homer. Pitched as a junior, 2-0, 2 SV; MHS Valedictorian

**Jordan LaFave - INF - 5-7 - 180 - Jr. - Kirkland, Wash. [Bellevue College]**

- 2016 first-team Northwest Athletic Conference (NWAC) all-Northern Region shortstop
- Hit .325 with 11 runs and 6 RBI through 22 games

**Carter Loewen - RHP/1B - 6-4 - 220 - Fr. - Abbotsford, BC, Canada [Yale Secondary]**

- Member of 2016 Canadian Junior National Team; faced Spring Training teams from Atlanta Braves, Washington Nationals, Toronto Blue Jays
- Abbotsford Cardinals were British Columbia Premier League (BCPBL) Champs, hit league fifth-best .339 with 21 RBI, 12 doubles, 4 HR

**Tyler Murray - C - 6-0 - 205 - r-Fr. - Huntington Beach, Calif. [Huntington Beach HS]**

- Redshirted last year, arriving in January 2016 due to off-field injury
- First team all-Sunset League as junior and senior, batting .326 with 32 runs in 2015
- Catcher for Sunset League CIF Southern Section Division I Championship team (2015)

**Jackson Rees - RHP - 6-5 - 180 - r-Jr. - Aliso Viejo, Calif. [Saddleback College]**

- Missed 2 seasons due to injury at Saddleback, 4-2 with 2.43 ERA in 13 app. (10 starts) last year, 41 SO in 55.2 IP – 6.63 SO per 9 IP
- At Laguna Beach HS, Orange Coast MVP and all-CIF Southern Section D4 to tie LBHS wins record (10-0), 1.21 ERA in 11 starts, 52 SO in 58 IP

**Matt Richardson - RHP - 6-2 - 170 - Jr. - Lodi, Calif. [Cosumnes River College]**

- 2016 All-Big 8 Conference second team; 2-5, 4.91 ERA in 14 starts (15 app.), 48 SO in 69.2 IP

**Logan Poulsen - INF/RHP - 6-1 - 225 - Fr. - Huntington Beach, Calif. [Huntington Beach HS]**

- Initially signed with UCLA – 2015 PG USA first team Underclass All-American and CalHiSports All-State first team Underclass All-American
- .444 BA at time of senior injury – as a junior, allowed no ER with 8 SO in 10.1 IP – 2013 USA Baseball 15U National Team Closer

**Jacob Sniffin - OF - 6-2 - 195 - Fr. - San Diego, Calif. [Westview HS]**

- Batted .247 last year with 7 doubles, 4 homers, 3 triples, recording 25 RBI and 21 runs
- Holds Westview HS triples records for career (9) and season (5)

**Dylan Thomas - RHP - 6-4 - 195 - r-Fr. - Castaic, Calif. [Valencia HS]**

- Redshirted last season; 8-3 with 2.78 ERA in 12 senior starts (68 IP), 45 SO, 2 CG, 1 shutout – 1.90 ERA and 6-1 record in 12 junior starts

**Neil Uskali - RHP - 6-2 - 195 - Jr. - Marina del Rey, Calif. [Cuesta College]**

- 2016 first-team all-Western State Conference; 7-3, 2.63 ERA in 12 app. (10 starts) with team second-most 82 SO, 7 walks in 75.3 IP

**Dylan Vchulek - OF - 6-0 - 180 - Jr. - Bainbridge Island, Wash. [Bellevue College]**

- Northwest Athletic Conference (NWAC) North second-team in 2016, hitting .360, 16 RBI, 18 runs
- 2015 Northwest All-Region first team, third team All-American, first team all-NWAC after leading league at .395 avg.; had 6 doubles, 1 triple, stole 12 bases and scored 28 runs

**RECRUITING A NEW PHYSICALITY FOR THE RAINBOW WARRIORS**

When Hawai'i came over to the Big West from the Western Athletic Conference, it was immediately apparent to head coach Mike Trapasso that his staff and Rainbow Warriors were now running up against a completely different type of physique on opposing rosters, akin to what you might expect from a Power 5 conference.

After finishing in eighth each of the first two seasons in the conference, UH's recruiting began to shift away from the smaller players that were commonplace in past years at Les Murakami Stadium, to the more significantly-sized and physical type of athletes that personify the last two classes.

Although the first signs were spotted last season, this year's class has 14 players exceeding 6-1; 11 of which arrived in Manoa above 195 pounds.

Since the arrival of last year's class, the Rainbow Warriors have held a team average height around 6-1, while the 2017 edition has 28 members of the roster at 6-0 or above – nearly exceeding the total roster count from last year's squad.

The 2017 personnel are flat-out bigger, faster and stronger, giving strength coaches Tommy Heffernan, Ryan Zaporski and Josh Elms more raw material to work with for better opportunities taking bases and a new shot at collecting the extra bag in the extreme pitcher's park that is Les Murakami Stadium – The Rainbow Warriors can stand toe-to-toe with any of the Big West teams – a league that finished eighth (of 32) in 2016 RPI, just behind the Big Ten.



# NCAA BASEBALL POLLS

USA TODAY COACHES POLL	BASEBALL AMERICA	D1 BASEBALL	COLLEGIATE BASEBALL	PERFECT GAME
1. TCU (24)	1. TCU	1. TCU	1. Texas Christian	1. Texas Christian
2. Florida (4)	2. Florida State	2. Florida	2. Florida	2. Louisiana State
3. LSU (2)	3. Florida	3. Florida State	3. Louisiana St.	3. Florida
4. South Carolina	4. LSU	4. LSU	4. Oregon St.	4. Florida State
5. Florida State	5. South Carolina	5. South Carolina	5. Arizona	5. South Carolina
6. Vanderbilt	6. Louisville	6. <b>NC State</b>	6. Louisville	6. Louisville
7. Oregon State	7. <b>Cal State Fullerton</b>	7. Oregon State	7. North Carolina	7. Oregon State
8. Louisville	8. Oregon State	8. North Carolina	8. Virginia	8. Mississippi
9. Coastal Carolina (1)	9. East Carolina	9. Louisville	9. Mississippi	9. North Carolina
10. East Carolina	10. <b>NC State</b>	10. Texas Tech	10. Florida St.	10. Vanderbilt
11. <b>Cal State Fullerton</b>	11. Washington	11. Ole Miss	11. Texas A&M	11. Louisiana
12. Clemson	12. Virginia	12. <b>Cal State Fullerton</b>	12. Texas Tech	12. <b>NC State</b>
13. North Carolina	13. North Carolina	13. Virginia	13. South Carolina	13. East Carolina
14. <b>NC State</b>	14. Vanderbilt	14. Arizona	14. Vanderbilt	14. Oklahoma State
15. Arizona	15. Clemson	15. Texas A&M	15. <b>Cal. St. Fullerton</b>	15. <b>Cal State Fullerton</b>
16. Louisiana Lafayette	16. Louisiana-Lafayette	16. UL Lafayette	16. St. John's	16. Texas
17. Miami (Fla.)	17. Georgia Tech	17. Vanderbilt	17. Baylor	17. Stanford
18. Virginia	18. Coastal Carolina	18. East Carolina	18. Oklahoma	18. Clemson
19. Texas Tech	19. Arizona	19. Stanford	19. Virginia Tech	19. Washington
20. Texas A&M	20. Mississippi	20. Clemson	20. UCLA	20. Houston
21. Stanford	21. Texas Tech	21. Texas	21. Miami, Fla.	21. Arizona
22. Oklahoma State	22. Stanford	22. St. John's	22. Clemson	22. Texas A&M
23. <b>UC Santa Barbara</b>	23. <b>UC Santa Barbara</b>	23. Coastal Carolina	23. Dallas Baptist	23. Virginia
24. Mississippi	24. Oklahoma State	24. Arkansas	24. Texas	24. Texas Tech
25. Rice	25. Texas A&M	25. Houston	25. Stanford	25. Dallas Baptist

**Bold = 2017 opponent**

## THE CHALLENGE IS REAL WITH THIS YEAR'S SCHEDULE

UH has already seen the difficulty in the 2017 opposition, and it's only been two series. UH opened with sixth-ranked NC State, setting a tone for the challenge presented this year to the Rainbow Warriors. However, the tough early slate only aids the 'Bows when it counts most – Big West play.

UH came out of the opening weekend 1-2, with groundwork laid for the grit required in the 2017 slate. San Francisco provided even tougher pitching opposition, holding the 'Bows to eight total runs, but UH closed the week on two wins

Just simply looking at the preseason polls, the Rainbow Warriors were pitted against five teams that appeared at least once in the five major media polls, but many, like defending Big West Champion Cal State Fullerton appear in each one – the Titans range from No. 7 to No. 15. In addition to the No. 6 Wolfpack and Titans, BWC foes UC Santa Barbara and Long Beach State both ranked early after trips to NCAA Regionals last year (UCSB to the CWS), in addition to Cal Poly, who was picked initially at 22nd by Perfect Game.

In preparing for a Big West laden with four preseason ranked teams, tough opposition helps get the Rainbow Warriors up to speed. The 'Bows and San Francisco Dons split at 2-2 after UH earned the 2-1 neutral series win last year, but the series gave UH pitchers a chance to shine. This weekend, UH faces a Big Ten-intensive weekend in Minneapolis, playing 2016 Big Ten Regular Season Champion Minnesota twice at U.S. Bank Field, also meeting up with Iowa and then perennial NCAA squad and 2015-16 Summit League champ Oral Roberts.

Back to Honolulu and host to Sacred Heart, who may not have the name notoriety, but the Pioneers finished as Northeast Conference Runner-up last year. Add in another Big Ten foe in Indiana, which is just three seasons removed from the College World Series. Opposition from the Mountain West Conference follows with San Jose State and Nevada to end the month of March and the non-conference schedule. Although Nevada missed the tournament last year, the Wolf Pack are one year removed from a MW Championship to round out a stout preparatory slate for the Big West.

## 'BOWS FANS ALWAYS RISING TO THE OCCASION

It's hard pressed to find many fanbases outside of Hawai'i that have come out to the park consistently in droves, for as long as the Rainbow Warriors fans. Although several SEC schools have come on strong with new facilities in recent years, UH has a long-standing run in the NCAA's top 20 going back to the 1980's. Early indicators show no signs of change.

Through two weekends at Les Murakami Stadium, UH has rung up an average of **2995** fans through seven games for a total of **20,963**, ranking Hawai'i at 14th nationally.

UH has led the country in attendance twice, in 1986, averaging 2,599, and again in 1992, averaging 4,433 Rainbow Warrior fans. Last season, Hawai'i faithful rolled out to the ballpark, maintaining Hawai'i's steady position as the top-attended team in the West Region.

Averaging 3,021 at each of the 35 home games a year ago, UH amassed a total of 105,724, ranking first in the West and 19th nationally. UH fans finished strong for the final games of Don Robbs' 40 years on the radio, with Arizona in town during Senior Weekend, racking up 10k on the series.

## 2017 HAWAII BATTING

Batting avg.	Three Players	_.250
<b>Slugging pct.</b>	<b>Alex Fitchett</b>	<b>_.375</b>
<b>On-Base pct.</b>	<b>Alex Fitchett</b>	<b>_.500</b>
<b>Hits</b>	<b>Josh Rojas</b>	<b>6</b>
Runs scored	Dylan Vchulek	3
RBI	Dustin Demeter	3
Doubles	Adam Fogel, <b>Josh Rojas</b>	<b>2</b>
Triples	None	0
Home Runs	None	0
<b>Total Bases</b>	<b>Josh Rojas</b>	<b>8</b>
Walks	<b>Eric Ramirez</b> , Dylan Vchulek	<b>6</b>
Hit By Pitch	Dylan Vchulek	3
Sac Bunts	Dustin Demeter	3
Sac Flies	Three Players	1
Stolen Bases	Zack Chan	1
<b>At Bats</b>	<b>Josh Rojas</b>	<b>24</b>

## 2017 HAWAII PITCHING

ERA	Matt Estes	0.00
Opp. Batting Avg	Matt Estes	0.143
Starter Opp. Batting Avg	Dominic DeMiero	0.193
Wins	Dominic DeMiero, Neil Uskali	1
Saves	<b>Patrick Martin</b> , Dylan Thomas	<b>1</b>
Innings Pitched	D. DeMiero, <b>B. Hornung</b>	<b>7.0</b>
<b>Strikeouts</b>	<b>Brendan Hornung</b>	<b>9</b>
<b>Appearances</b>	<b>Patrick Martin</b>	<b>3</b>
Games Started	Three Players	2
Total Runs (low)	Three Players	0
Earned Runs (low)	Three Players	0
<b>Walks (low)</b>	<b>Kyle Mitchell, Casey Ryan</b>	<b>0</b>
Solo Shutouts	None	0
Combined Shutouts	None	0
Doubles Allowed (low)	Five Players	0
Triples Allowed (low)	By 11 Players	0
Home Runs Allowed (low)	By 10 Players	0

**Bold=2017 Returners**



## **WONG BECOMES THIRD RAINBOW WARRIOR WITH RETIRED NUMBER**

During last Sunday's 15th annual Grand Slam Celebration, head coach Mike Trapasso announced that Hawai'i has retired the jersey number of former Rainbow Warriors All-American second baseman Kolten Wong.

Wong's No. 14 jersey will now be displayed in the Les Murakami Stadium outfield as only the third retired number in the program's history, alongside Murakami's No. 11 and Derek Tatsuno's No. 16, the new paneling also modernizes the other displays.

"This is truly a blessing," Wong said during a pre-recorded video for the members of the Grand Slam Club. "What an honor this is. I feel really humbled that I was chosen. It's truly unbelievable to think that my number is going to be on that wall and every time I come back, I'll be able to see that and remember the times I had at UH."

"My times here were magical," Wong continued. "I grew up as a young kid watching UH baseball and cheering them on. When I got the chance to come to UH, I turned down every other school. I knew this is where I wanted to be – I wanted to be a Warrior, I wanted to be a Rainbow. I wanted to fight and play in front of my fans, in front of my family and in front of all of Hawai'i."

Recently inducted as one of the youngest players ever to join the Cape Cod Baseball Hall of Fame where he was the 2010 MVP, Wong played three seasons from 2009-2011 for the Rainbow Warriors. He was a three-time All-WAC first team selection, in addition to 2011 All-America honors from Baseball America, the American Baseball Coaches Association and Perfect Game. As a sophomore, he was named MVP of the 2010 WAC Tournament, leading UH to the WAC title and two wins in the NCAA Regional in Tempe, Ariz.

Wong also garnered Freshman All-America honors following the 2009 season and appeared on the USA Baseball national team during series against Canada, Guatemala and Japan in North Carolina and British Columbia, Canada.

"We're honored to retire Kolten's number 14 that he wore here at UH," Trapasso said. "The incredible accomplishments on the field, and the type of person he is off the field made this an easy decision. Fans will now see Kolten's 14 on the outfield wall next to Coach Les Murakami's 11 and Derek Tatsuno's 16. That's rarified air and well deserved. Congratulations Kolten. Go Bows!"

During his time at UH, the Hilo native played 178 games with a career average of .358, ranking fourth among UH career averages. Wong accumulated 47 doubles, nine triples and a program second-most 25 home runs, batting in 145 runs and crossing the plate 151 times himself.

Wong still ranks in the Hawai'i top-10 in several career statistical categories, including home runs, career batting average, slugging percentage, (3rd, .563), hits (9th, 245), doubles (10th, 47) and total bases (7th, 385). He also holds top-10 positions in three season statistics. He remains tied for most home runs in a game, launching three at Loyola Marymount during his rookie year.

Wong went on to be selected in the first round of the 2011 MLB Draft, with the 22nd overall pick by the St. Louis Cardinals. He made his MLB debut in 2013 and played in the World Series later that season. He also helped the Cardinals to an appearance in 2014 National League Championship Series.

## **EIGHT MORE SET TO JOIN THE RAINBOW WARRIORS FOR 2018**

Following up the nationally 37th-ranked class taking the field this season, head coach Mike Trapasso announced eight new additions in November. The next round of Rainbow Warriors represent five pitchers, two infielders and one possible two-way player..

"I've never met a coach that didn't have a 'great' recruiting class," Trapasso noted, "but this is actually a great recruiting class."

"The two position players are very athletic and versatile," Trapasso continued. "And this may be the best collection of arms we've ever signed. We wanted to add some power arms and we were able to do that – but were able to get plus arms with pitchability as well. Coaches Rusty McNamara and Carl Fraticelli worked extremely hard on this class and deserve credit."

Of the signees, five come to Manoa straight from high school, three from junior college; two who appeared as freshmen at Division I schools.

### **Scott Bellina - RHP – (Avon Park, Fla.) South Florida State College - 5-11, 175 lbs.**

**2016 Stats:** 18 App., 2 GS, 36.0 IP, 5.00 ERA, 2 SV.

**Trapasso on Bellina:** "Scott's an athletic pitcher with arm strength from 89-91 and a good slider. He will be a great addition to our staff."

### **Aaron Gerdes - INF – (Omaha, Neb.) Millard North HS - 6-0, 185 lbs.**

**Notes:** Named Nebraska All-Metro team as a utility player. Batted .355 with 9 doubles, 5 triples and 25 stolen bases.

**Trapasso on Gerdes:** "Aaron was recruited by several schools in the Midwest, but has a connection to Hawai'i. He's very athletic and has a high ceiling."

### **Kyle Hatton - LHP – (Norco, Calif.) Riverside City College - 6-4, 210 lbs.**

**2016 Stats:** Made 12 appearances with 6 starts as a freshman at UC Santa Barbara. Had a 3-1 record and 4.21 ERA, 32 K in 47 IP last season.

**Trapasso on Hatton:** "A transfer from UCSB, Kyle is one of the premier LHP's in junior college baseball. He will make an immediate impact with a high 80's to low 90's arm and pitchability."

### **Jonny Homza - INF – (Anchorage, Alaska) South Anchorage HS - 6-0, 185 lbs.**

**2016 Stats:** Led SAHS team to state title, hitting a home run while pitching a CG in the championship. Named Alaska Player of the Year after batting .517 with 17 runs and a .611 OBP in the regular season.

**Trapasso on Homza:** "Jonny was named the Gatorade Player of the Year for Alaska as a junior. He played in the prestigious Area Code Games and will be an impact-type player as a freshman."

### **Austin Rubick - RHP – (Ventura, Calif.) Ventura College - 6-4, 215 lbs.**

**2016 Stats:** Appeared in 11 games in 2016 at Arizona. As a prep at Buena HS, had 21 wins, a 1.34 ERA with 229 K's in 117 IP.

**Trapasso on Rubick:** "A transfer from Arizona, Austin is a special talent with a low-to-mid 90's fastball and a very high ceiling. He's just coming into his own and we're very excited about him."

### **Cade Smith - RHP – (Abbotsford, British Columbia, Canada) MEI Secondary - 6-5, 205 lbs.**

**Notes:** Member of the Canadian Junior National Team this fall.

**Trapasso on Smith:** "A member of the Canadian Junior National Team, Cade has a chance to be very special. His frame and arm strength, already at 90 mph, could make him a high draft in three years."

## 2017 HIT TRENDS/ACTIVE STREAKS

2017 MULTI-HIT GMS	2	3	4	5+	2017	CAREER
<b>Ramirez, Eric</b>	<b>2</b>	-	-	-	<b>2</b>	<b>31</b>
<b>Rios, Kekai</b>	<b>1</b>	-	-	-	<b>1</b>	<b>13</b>
<b>Rojas, Josh</b>	<b>2</b>	-	-	-	<b>2</b>	<b>10</b>
Vchulek, Dylan	1	-	-	-	1	1
Fogel, Adam	1	-	-	-	1	1
<b>Weeks, Jonathan</b>	<b>1</b>	-	-	-	<b>1</b>	<b>22</b>
<b>Doi, Marcus</b>	-	-	-	-	<b>0</b>	<b>27</b>
<b>Ka'aua, Chayce</b>	-	-	-	-	<b>0</b>	<b>11</b>
<b>Fitchett, Alex</b>	-	-	-	-	<b>0</b>	<b>8</b>
<b>Lopez, Ethan</b>	-	-	-	-	<b>0</b>	<b>6</b>
<b>Lopez, Ethan</b>	-	-	-	-	<b>0</b>	<b>6</b>
TEAM	8	0	0	0	8	136

2017 MULTI-RBI GMS	2	3	4	5+	2017	CAREER
<b>Doi, Marcus</b>	<b>1</b>	-	-	-	<b>1</b>	<b>7</b>
<b>Rios, Kekai</b>	<b>1</b>	-	-	-	<b>1</b>	<b>3</b>
<b>Ramirez, Eric</b>	-	-	-	-	<b>0</b>	<b>13</b>
<b>Weeks, Jonathan</b>	-	-	-	-	<b>0</b>	<b>5</b>
<b>Ka'aua, Chayce</b>	-	-	-	-	<b>0</b>	<b>4</b>
<b>Fitchett, Alex</b>	-	-	-	-	<b>0</b>	<b>3</b>
<b>Rojas, Josh</b>	-	-	-	-	<b>0</b>	<b>3</b>
<b>Lopez, Ethan</b>	-	-	-	-	<b>0</b>	<b>3</b>
TEAM	2	0	0	0	2	41

HITTING STREAKS	'17 Long	Current	Career
Demeter, Dustin	4	4	4
<b>Rios, Kekai</b>	<b>3</b>	<b>3</b>	<b>7</b>
<b>Weeks, Jonathan</b>	<b>3</b>	<b>3</b>	<b>6</b>
<b>Ryan, Casey</b>	-	<b>2</b>	<b>2</b>
<b>Ramirez, Eric</b>	<b>1</b>	<b>1</b>	<b>8</b>
Fogel, Adam	2	1	2
Chan, Zack	1	1	1
Kakugawa, Troy	1	1	1
Murray, Tyler	1	1	1
<b>Lopez, Ethan</b>	<b>1</b>	-	<b>16</b>
<b>Fitchett, Alex</b>	<b>1</b>	-	<b>9</b>
<b>Ka'aua, Chayce</b>	-	-	<b>7</b>
<b>Rojas, Josh</b>	<b>3</b>	-	<b>6</b>
<b>Doi, Marcus</b>	-	-	<b>5</b>
Vchulek, Dylan	4	-	4
Pouelsen, Logan	2	-	2
<b>Noworyta, David</b>	-	-	<b>2</b>

REACHED BASE STREAKS	'17 Long	Current	Career
<b>Ramirez, Eric</b>	<b>4</b>	<b>1</b>	<b>18</b>
Vchulek, Dylan	7	7	7
Demeter, Dustin	6	6	6
<b>Lopez, Ethan</b>	<b>2</b>	<b>1</b>	<b>17</b>
<b>Fitchett, Alex</b>	<b>3</b>	<b>3</b>	<b>10</b>
<b>Ryan, Casey</b>	-	<b>2</b>	<b>2</b>
<b>Rios, Kekai</b>	<b>3</b>	<b>3</b>	<b>7</b>
Pouelsen, Logan	3	-	1
Kakugawa, Troy	1	1	1
Chan, Zack	1	1	1
Murray, Tyler	1	1	1
<b>Ka'aua, Chayce</b>	<b>7</b>	-	<b>7</b>
<b>Weeks, Jonathan</b>	<b>3</b>	<b>3</b>	<b>5</b>
Fogel, Adam	2	2	2
<b>Rojas, Josh</b>	<b>3</b>	-	<b>9</b>
<b>Doi, Marcus</b>	-	-	<b>7</b>
<b>Noworyta, David</b>	-	-	<b>2</b>

**Bold=2017 Returner**

### Sam Shoemaker - RHP - (West Vancouver, British Columbia, Canada)

Sentinel Secondary - 6-2, 185 lbs.

**Notes:** Member of the Canadian Junior National Team last fall.

**Trapasso on Shoemaker:** "We're excited about Sam. He has high 80's stuff with great life. His best baseball is still ahead of him but he's already on the Canadian Junior National Team."

### Jeremy Yelland - LHP/OF - (Spokane, Wash.) Central Valley HS - 6-1, 195 lbs.

**Notes:** Appeared in the 2016 Area Code Games for the Royals.

**Trapasso on Yelland:** "Jeremy will be an impact guy as a freshman. Played in the prestigious Area Code Games. He's a 90mph lefty with great movement, and he's only been pitching for a year."

### WARRIORS' TOUGHEST LOSSES IN THE OFFSEASON

As is always the case with great program players, you watch them grow into stars and before you know it, their days in Green and White are over. Last year's departing group especially so, as so many played key roles and came from junior college.

Although UH returned the vast majority of its position players, UH fans are seeing a nearly new pitching staff – eight position starters returned, but just five pitchers.

The biggest loss was leading hitter and defensive anchor, shortstop Jacob Sheldon Collins. The Aussie from Iowa Western Community College led the team and ranked fifth in the conference with a .349 batting average. He also topped the 'Bows in on-base percentage (.407) and stolen bases (6-8), with team second-bests of nine doubles and 28 runs, as well as 23 RBI. He also contributed to 23 double plays on defense. "Sheldo" finished the season as the 92nd-toughest batter to strike out nationally. In addition, he tied for eighth in the Big West and ranked 94th in the NCAA with 10 sacrifice bunts. He received all-Big West honorable mention.

In the outfield, steady defender and consistent 2016 hitter Matt LoCoco graduated as well. However, the 'Bows returned three outfielders from a year ago and have added talents of Adam Fogel and Dylan Vchulek. LoCoco started all 53 games in both center field and in the leadoff spot, hitting .270 to lead the team in runs scored with 29 and triples with five, also tying with a team-high two home runs. As any good leadoff man should, LoCoco got aboard a variety of ways, ranking fourth in the BWC with 38 walks and held a .392 on-base percentage. He was also CoSIDA Academic All-Region; a team leader for UH in the classroom.

On the mound, however, graduation was a big hit for the 'Bows, losing six players, including all the key relievers. All-Big West honorable mention starter Kyle Von Ruden took Saturdays and led the 'Bows with a 7-3 record, registering a 3.44 ERA in a BWC second-most 107.1 innings pitched. He tied for the fourth-most wins in the league. The righty struck out 50 batters, limiting opponents to a .258 average.

All-BWC HM mid-reliever Cody Culp finished the season with 31 appearances, the most in the coach Mike Trapasso era, third most in a single UH season and highest total since 1987. The right-hander ended the year with a 3-1 record, a 2.16 ERA and five saves in 50 innings. He led the staff with a 7.4:1 strikeout-to-walk ratio, putting away 37 batters by strikeout. He had nine career saves.

All-BWC HM closer Matt Valencia appeared in 21 contests with four saves and a 3-2 mark, registering a UH single-season record 1.03 ERA across 26.1 innings. The left-hander only allowed three earned runs the entire season, striking out 29 batters and allowing only a .075 batting average against. The tandem of Culp and Valencia was a force, combining for 9-of-11 UH saves, six wins and a 1.77 ERA between the pair, giving 15 earned runs in 52 combined appearances.

### EVERY PITCH BEGINS WITH KEKAI

Although he's not been the offensive force at the plate he was last season, sophomore catcher Kekai Rios' most crucial role for Hawai'i is behind the plate. Last season, he provided a lot of both, appearing as one of **only seven freshmen on last year's Johnny Bench midseason watch list**, along with all-Big

West Honorable Mention after starting 48 games to finish second on the team and ninth in the BWC with a .331 average – the **best average for a catcher since Matt Inouye in 2006**. Of his 52 hits last season, eight went for doubles and another for a home run. He recorded 18 RBI and 23 runs, logging a .391 on-base percentage and .401 slugging percentage.

This season, Rios hasn't quite found his offensive footing, hitting just .227 with two RBI and one run. However, he's maintained his defensive presence. Touted by coach Mike Trapasso for his ability to know where to be on every pitch and always aware when to block and when to receive, Rios has helped the starting pitching staff to a 1.65 ERA, while the staff as a whole has a 2.69 ERA.

That part is no surprise – it was almost strictly defense as his recruiting basis for Trapasso. Although an ILH All-Star and batting .355, hitting styles don't always translate between levels and he was not projected to be an offensive standout...at least not right away. However, he quickly took to Trapasso's style and became one of the most complete performers on the team last season.

---

## PREMIERE QUALITY

The Rainbow Warriors starting pitching staff has gotten off to its best start in years, in spite of competition, as UH has recorded a quality start in each of the seven outings this year. **In starts this year, the staff holds a 1.65 ERA** and have already had two starters reach eight innings, holding opposing hitters to a .219 batting average with a 2.26 strikeout-to-walk ratio (107th NCAA) as a staff.

---

## JUMPING OUT FRONT

With UH's consecutive wins to end the San Francisco series, the Rainbow Warriors move to 3-0 on the year when scoring first, a trend that proved to be a crucial winning component in last year's results. In 2016, Hawai'i went 16-7 when scoring first, and are 9-1 leading after the first since the beginning of last season.

---

## DOUBLE DOWN

Against San Francisco over the weekend, the Rainbow Warriors ramped up their extra-base hitting, tacking up seven doubles among the 27 hits earned on the week – collecting two-baggers at a rate of 26 percent of total hits. Against the No. 6 NC State Wolfpack, the Rainbow Warriors tabbed only three doubles. Last year, the Rainbow Warriors only hit doubles at a rate 17 percent of total hits.

---

## GETTING ABOARD

Although the Rainbow Warriors have been hitting on the light side, batting .202 against very stout defensive and pitching foes, Hawai'i has found alternative ways to reach base early in the 2017 season. Right now, UH is aboard at a .306 on-base percentage, helped along by 27 walks and seven hit batters, while several runners reach via opponent error. The 'Bows have helped to make moves with an NCAA 17th-ranked seven sac bunts.

---

## ON THE FAST TRACK

While many may have been looking to outfielders Marcus Doi and Ethan Lopez to have the inside track at the plate coming into opening weekend, given their experience, it has been a pair of rookies who stole the show against sixth-ranked NC State and San Francisco.

Starting in center field, junior Dylan Vchulek got the Rainbow Warriors started vs. NC State on Friday, leading off the bottom of the first with a hot shot fired back at the pitcher. Later, he reached as a hit batsman. The transfer from Bellevue College not only finished with one of the better UH opening day batting performances, he led the Rainbow Warriors on the series, batting .500 with three walks, two runs and an RBI. Vchulek has reached base in all seven games and is hitting .238, tying for the team high with six walks and a team-leading .452 on-base percentage.

On the other hand, the true rookie, Adam Fogel started his year as the DH, but quickly took over an outfield spot. At the plate, he went 2-for-2 his first trips to the dish, batting .273 with a double, a walk, two runs and an RBI against the Wolfpack. Sidelined with a leg injury, Fogel was hitting .211, but walked twice and has already hit two doubles on the year. Both are a force at their respective outfield positions. Both standing over 6-0 (Fogel at 6-5) they have long strides and fly all over the place making plays. The duo combined 11 of UH's 19 outfield catches vs NC State and 18-of-27 against USF.

Projected into his position from the fall, freshman shortstop Dustin Demeter has proven why he was selected in the draft by the Miami Marlins. For his defensive prowess, the rookie has made 15 assists and 14 putouts with a .935 fielding percentage, contributing to three double plays on the year. At the plate, Demeter has reached base in six consecutive games and is hitting .238 with a team-high three RBI and one run.

---

## HEALTHY VARIETY

Through seven games this season, coach Mike Trapasso has sent his Rainbow Warriors out with six different lineups and seven unique batting orders. The biggest shakeup came on Saturday and Sunday, Feb. 25, against San Francisco, when Trapasso introduced six first time starters into the lineup. The biggest significance was providing innings for backups that proved their value. At second base, freshman Zack Chan hit 1-for-2 with a run scored, accounting for three putouts and five assists vs. the Dons. The same contest, freshman catcher Tyler Murray added a run on a 1-for-4 performance, while junior left fielder Jedd Andrade also tabbed a run for the 'Bows. Rookie Logan Pouelsen also tabbed three starts against USF, collecting two hits and a run in his appearances as designated hitter and subbing for Ramirez at first.

---

## 'BOWS ACCUSTOMED TO GRINDING THE RAZOR'S EDGE, LOOKING TO TURN THE TIDE

Last weekend's razor-thin margins against San Francisco were familiar territory for the Rainbow Warriors, but UH was able to cross that edge to carry some momentum out of the weekend. After consecutive 11-inning, 3-1 losses, UH grinded out consecutive 3-2 wins over USF in regulation. This year and across the previous two seasons, UH has fought out 48 games decided by two runs or fewer.

Road losses in the back third of the 2016 conference season knocked UH out of the BWC race a year ago, but the 'Bows battled in some close outings, including ties in the ninth inning during the final 4-of-7 league losses. Of the final nine Big West losses, five were decided by a single run and seven were decided by three runs or fewer. Of those, two games extended to extra innings, a 1-1 record. In addition, four of the last six conference tilts with UC Riverside and Cal State Fullerton were determined by a single run – UH taking both series in 2-1 wins.

As games have grown tighter – specifically 32 percent of 2016 games were 1-run decisions – the Rainbow Warriors have grown accustomed to the tension of needing the clutch play. Last year, the 'Bows went 7-10 in 1-run games versus a 5-9 record the prior year in 1-run contests. As is the nature of the game, several of those games quickly could have shifted to the win column with a single positive play. With greater depth to the pitching staff to outlast more opponents, coupled with a greater physicality and an experienced defense, the Rainbow Warriors are looking to make that positive shift when things get tight this year. As of now, UH is .500 in those contests, but 0-2 in extra inning games.

---

## LOOKING TO KEEP THE FREE RIDES AT A MINIMUM AT THE LES

Although the Rainbow Warriors finished the season ranked second in the Big West issued walks rankings, even that wasn't a true reflection of the challenge opponents, particularly in conference play, faced in getting aboard for free via base on balls. The Rainbow Warriors gave just 157 walks on the year, tying for 21st in the NCAA for walks and 27th for walks per nine innings.

One tough series completely skewed the reality of how hard it was to take a free ride with the 'Bows last season. Playing the what-if game — outside of the New Mexico series, in which UH issued 38 free bases (including a school-record 17 in game 3), the Rainbow Warriors would have only averaged 2.42 walks per outing (119 total) across the other 49 games.

Exempting the UNM series, the 2.42 count would have left UH at fourth in the nation, just ahead Florida (2.44) and trailing Saint Joseph's (2.39). UH issued 2 walks or fewer in 28 games, including 15 of the Big West games and seven games with none at all. Last year's boost was a notable jump over the 2015 season, in which UH issued 179 walks for seventh in the Big West. With coach Mike Trapasso's focus on recruiting to "pitchability" and location, strikeout-to-walk-ratio hurlers are who UH has pulled into their bullpen over the past three recruiting classes.

After two opponents with a patient approach, the Rainbow Warriors have allowed just 27 walks through 67 innings of action, led by starter Brendan Hornung, who's issued only two free rides in 15 innings. **Hawai'i ranks 24th in the NCAA in walks at just 2.55 per nine innings.**



## 2017 HAWAI'I RESULTS

Date	Opponent	Score	R-H-E	Opp R-H-E	Inns	Overall	BWC	Pitcher of record	Attend	Time
Feb 17	NC STATE	0-4 <b>L</b>	0-5-0	4-8-0	9	0-1-0	0-0-0	Hornung, B. (L 0-1)	3421	2:45
Feb 18	NC STATE	<b>W</b> 8-3	8-11-0	3-9-1	9	1-1-0	0-0-0	DeMiero, D. (W 1-0)	3786	3:24
Feb 19	NC STATE	1-8 <b>L</b>	1-1-3	8-8-1	9	1-2-0	0-0-0	Uskali, N. (L 0-1)	2800	3:06
Feb 23	SAN FRANCISCO	1-3 <b>L</b>	1-8-1	3-10-0	(11)	1-3-0	0-0-0	Richardson, M (L 0-1)	2410	3:10
Feb 24	SAN FRANCISCO	1-3 <b>L</b>	1-7-2	3-7-2	(11)	1-4-0	0-0-0	Mitchell, K. (L 0-1)	3059	3:06
Feb 25	SAN FRANCISCO	<b>W</b> 3-2	3-8-0	2-8-2	9	2-4-0	0-0-0	Uskali, N. (W 1-0)	2608	2:48
Feb 26	SAN FRANCISCO	<b>W</b> 3-2	3-4-1	2-6-3	9	3-4-0	0-0-0	Rees, J. (W 1-0)	2879	2:34

## 2017 INNING-BY-INNING SUMMARIES

	1	2	3	4	5	6	7	8	9	EX	Total
Hawai'i	2	2	1	3	2	4	0	1	1	1	17
Opponents	0	4	0	1	0	4	5	4	2	5	25
<b>2016 Hawai'i Record when team scores:</b>											
<b>Runs</b>	<b>0</b>	<b>1</b>	<b>2</b>	<b>3</b>	<b>4</b>	<b>5</b>	<b>6</b>	<b>7</b>	<b>8</b>	<b>9</b>	<b>10+</b>
W-L	0-1	0-3	0-0	2-0	0-0	0-0	0-0	0-0	1-0	0-0	0-0
<b>2016 Hawai'i Record when opponent scores:</b>											
<b>Runs</b>	<b>0</b>	<b>1</b>	<b>2</b>	<b>3</b>	<b>4</b>	<b>5</b>	<b>6</b>	<b>7</b>	<b>8</b>	<b>9</b>	<b>10+</b>
W-L	0-0	0-0	2-0	1-2	0-1	0-0	0-0	0-0	0-1	0-0	0-0
<b>2016 Hawai'i Record when leading after:</b>											
<b>Inn.</b>	<b>1</b>	<b>2</b>	<b>3</b>	<b>4</b>	<b>5</b>	<b>6</b>	<b>7</b>	<b>8</b>			
W-L	2-0	2-0	3-0	3-0	3-0	3-0	3-0	3-0			
<b>2016 Hawai'i Record when trailing after:</b>											
<b>Inn.</b>	<b>1</b>	<b>2</b>	<b>3</b>	<b>4</b>	<b>5</b>	<b>6</b>	<b>7</b>	<b>8</b>			
W-L	0-0	0-2	0-2	0-2	0-2	0-3	0-3	0-3			
<b>2016 Hawai'i Record when tied after:</b>											
<b>Inn.</b>	<b>1</b>	<b>2</b>	<b>3</b>	<b>4</b>	<b>5</b>	<b>6</b>	<b>7</b>	<b>8</b>			
W-L	1-4	1-2	0-2	0-2	0-2	0-1	0-1	0-1			

# 2016 HAWAII RESULTS

Date	Opponent	Score	R-H-E	Opp R-H-E	Inns	Overall	BWC	Pitcher of record	Attend	Time
Feb 13	at UH Hilo	0-1 L	0-2-1	1-8-0	9	0-1-0	0-0-0	Hornung, B. (L 0-1)	938	2:01
Feb 14	at UH Hilo	W 11-9	11-20-0	9-12-3	9	1-1-0	0-0-0	Von Ruden, K (W 0-1)	638	3:05
Feb 19	NEW MEXICO	4-6 L	4-10-0	6-11-3	9	1-2-0	0-0-0	Hornung, B. (L 0-2)	3606	3:30
Feb 20	NEW MEXICO	W 4-3	4-6-2	3-10-0	(11)	2-2-0	0-0-0	Valencia, M. (W 1-0)	3623	3:55
Feb 21	NEW MEXICO	0-18 L	0-4-2	18-18-0	9	2-3-0	0-0-0	Pigg, J. (L 0-1)	2905	3:20
Feb 22	NEW MEXICO	1-7 L	1-8-1	7-10-2	9	2-4-0	0-0-0	Hatch, A. (L 0-1)	2454	2:50
Feb 26	vs San Francisco	W 11-3	11-16-2	3-8-2	9	3-4-0	0-0-0	Hornung, B. (W 1-2)	100	2:38
Feb 27	vs San Francisco	4-5 L	4-10-1	5-9-1	9	3-5-0	0-0-0	Ryan, C. (L 0-1)	275	2:49
Feb 28	vs San Francisco	W 9-7	9-14-3	7-14-0	(10)	4-5-0	0-0-0	Mitchell, K. (W 1-0)	250	3:53
Mar 3	WEST VIRGINIA	W 4-1	4-7-0	1-7-0	9	5-5-0	0-0-0	Hornung, B. (W 2-2)	2392	2:27
Mar 4	WEST VIRGINIA	1-4 L	1-6-1	4-11-1	9	5-6-0	0-0-0	Von Ruden, K (L 1-1)	2911	2:21
Mar 5	WEST VIRGINIA	W 6-2	6-7-1	2-10-1	9	6-6-0	0-0-0	Hatch, A. (W 1-1)	3585	2:37
Mar 6	WEST VIRGINIA	2-9 L	2-6-4	9-13-0	9	6-7-0	0-0-0	Pigg, J. (L 0-2)	2775	2:48
Mar 10	MICHIGAN	0-6 L	0-3-0	6-14-0	9	6-8-0	0-0-0	Hornung, B. (L 2-3)	2511	3:03
Mar 11	MICHIGAN	4-5 L	4-5-4	5-11-1	(10)	6-9-0	0-0-0	Culp, C. (L 0-1)	3390	3:09
Mar 12	MICHIGAN	4-9 L	4-7-0	9-9-3	7	6-10-0	0-0-0	Hatch, A. (L 1-2)	2969	2:16
Mar 12	MICHIGAN	3-5 L	3-6-1	5-10-2	7	6-11-0	0-0-0	Chew, L. (L 0-1)	2969	2:33
Mar 17	CHICAGO STATE	0-1 L	0-2-1	1-6-0	9	6-12-0	0-0-0	Hornung, B. (L 2-4)	2277	2:28
Mar 18	CHICAGO STATE	W 4-0	4-6-0	0-6-1	9	7-12-0	0-0-0	Von Ruden, K (W 2-1)	2778	2:19
Mar 19	CHICAGO STATE	W 4-1	4-9-0	1-7-2	9	8-12-0	0-0-0	Hatch, A. (W 2-2)	3071	2:22
Mar 20	CHICAGO STATE	W 14-0	14-16-0	0-2-0	9	9-12-0	0-0-0	Martin, P. (W 1-0)	2419	2:47
Mar 24	SANTA CLARA	1-3 L	1-6-1	3-10-3	9	9-13-0	0-0-0	Hornung, B. (L 2-5)	2582	2:43
Mar 25	SANTA CLARA	W 8-1	8-14-1	1-3-1	9	10-13-0	0-0-0	Von Ruden, K (W 3-1)	2715	2:30
Mar 26	SANTA CLARA	W 3-2	3-5-0	2-6-3	9	11-13-0	0-0-0	Culp, C. (W 1-1)	3184	2:29
Mar 27	SANTA CLARA	4-5 L	4-11-1	5-5-0	9	11-14-0	0-0-0	Martin, P. (L 1-1)	2398	3:03
Apr 1	*UC IRVINE	W 8-4	8-11-4	4-5-2	9	12-14-0	1-0-0	Hornung, B. (W 3-5)	2913	2:49
Apr 2	*UC IRVINE	W 8-5	8-14-1	5-9-1	9	13-14-0	2-0-0	Von Ruden, K (W 4-1)	3972	2:54
Apr 3	*UC IRVINE	4-14 L	4-9-0	14-19-2	9	13-15-0	2-1-0	Hatch, A. (L 2-3)	2741	2:53
Apr 8	*at UC Davis	W 6-5	6-18-1	5-11-2	(10)	14-15-0	3-1-0	Culp, C. (W 2-1)	324	3:03
Apr 10	*at UC Davis-1	W 5-0	5-8-1	0-3-0	9	15-15-0	4-1-0	Von Ruden, K (W 5-1)	320	2:12
Apr 10	*at UC Davis-2	W 7-2	7-14-1	2-7-1	9	16-15-0	5-1-0	Hatch, A. (W 3-3)	320	2:39
Apr 15	*CAL POLY	W 6-3	6-10-1	3-11-3	9	17-15-0	6-1-0	Valencia, M. (W 2-0)	3448	2:57
Apr 16	*CAL POLY	4-5 L	4-12-0	5-10-2	9	17-16-0	6-2-0	Chew, L. (L 0-2)	3881	3:02
Apr 17	*CAL POLY	2-5 L	2-6-1	5-7-0	9	17-17-0	6-3-0	Hatch, A. (L 3-4)	2532	2:54
Apr 22	*at CSUN	1-2 L	1-6-1	2-8-0	9	17-18-0	6-4-0	Hornung, B. (L 3-6)	431	2:27
Apr 23	*at CSUN	W 6-5	6-11-1	5-12-1	(10)	18-18-0	7-4-0	Valencia, M. (W 3-0)	422	3:15
Apr 24	*at CSUN	3-9 L	3-9-0	9-12-0	9	18-19-0	7-5-0	Hatch, A. (L 3-5)	412	3:21
Apr 25	at LMU	2-13 L	2-8-1	13-11-1	9	18-20-0	7-5-0	Martin, P. (L 1-2)	268	2:53
Apr 29	*at UCSB	2-14 L	2-9-2	14-13-0	9	18-21-0	7-6-0	Hornung, B. (L 3-7)	210	2:25
Apr 30	*at UCSB	3-6 L	3-7-4	6-10-0	9	18-22-0	7-7-0	Chew, L. (L 0-3)	500	2:45
May 1	*at UCSB	4-5 L	4-11-2	5-7-0	9	18-23-0	7-8-0	Valencia, M. (L 3-1)	400	2:57
May 6	*LONG BEACH STATE	W 6-3	6-10-1	3-6-1	9	19-23-0	8-8-0	Von Ruden, K (W 6-1)	3130	2:47
May 7	*LONG BEACH STATE	4-11 L	4-11-2	11-20-0	(12)	19-24-0	8-9-0	Mitchell, K. (L 1-1)	3765	4:54
May 8	*LONG BEACH STATE	3-4 L	3-11-2	4-15-2	9	19-25-0	8-10-0	Chew, L. (L 0-4)	2464	2:55
May 13	*UC RIVERSIDE	1-2 L	1-5-0	2-9-0	9	19-26-0	8-11-0	Von Ruden, K (L 6-2)	3124	3:14
May 15	*UC RIVERSIDE	W 2-1	2-6-0	1-7-0	9	20-26-0	9-11-0	Chew, L. (W 1-4)	2708	2:23
May 15	*UC RIVERSIDE	W 5-4	5-10-0	4-13-1	9	21-26-0	10-11-0	Hornung, B. (W 4-7)	2708	2:48
May 20	*at Cal St. Fullerton	W 6-3	6-10-1	3-8-3	9	22-26-0	11-11-0	Von Ruden, K (W 7-2)	1690	3:02
May 21	*at Cal St. Fullerton	3-8 L	3-5-0	8-13-2	9	22-27-0	11-12-0	Hatch, A. (L 3-6)	2090	2:51
May 22	*at Cal St. Fullerton	W 3-2	3-8-1	2-8-2	9	23-27-0	12-12-0	Culp, C. (W 3-1)	1660	2:56
May 27	Arizona	2-11 L	2-7-0	11-18-0	9	23-28-0	12-12-0	Von Ruden, K. (7-3)	3473	3:02
May 28	Arizona	1-6 L	1-6-4	6-12-3	9	23-29-0	12-12-0	Hatch, A. (3-7)	3876	2:39
May 29	Arizona	3-5 L	3-7-1	5-11-2	9	23-30-0	12-12-0	Valencia, M.	3475	3:31

## 2016 INNING-BY-INNING SUMMARIES

	1	2	3	4	5	6	7	8	9	EX	Total
Hawaii	25	16	18	24	33	23	34	25	13	5	216
Opponents	25	29	33	24	29	38	42	22	20	8	270
<b>2016 Hawaii Record when team scores:</b>											
<b>Runs</b>	<b>0</b>	<b>1</b>	<b>2</b>	<b>3</b>	<b>4</b>	<b>5</b>	<b>6</b>	<b>7</b>	<b>8</b>	<b>9</b>	<b>10+</b>
W-L	0-4	0-6	1-5	2-6	4-9	2-0	6-0	1-0	3-0	1-0	3-0
<b>2016 Hawaii Record when opponent scores:</b>											
<b>Runs</b>	<b>0</b>	<b>1</b>	<b>2</b>	<b>3</b>	<b>4</b>	<b>5</b>	<b>6</b>	<b>7</b>	<b>8</b>	<b>9</b>	<b>10+</b>
W-L	3-0	4-2	4-2	5-1	2-2	3-8	0-4	1-1	0-1	1-3	0-6
<b>2016 Hawaii Record when leading after:</b>											
<b>Inn.</b>	<b>1</b>	<b>2</b>	<b>3</b>	<b>4</b>	<b>5</b>	<b>6</b>	<b>7</b>	<b>8</b>			
W-L	7-1	8-4	11-3	13-3	16-4	18-1	18-1	20-1			
<b>2016 Hawaii Record when trailing after:</b>											
<b>Inn.</b>	<b>1</b>	<b>2</b>	<b>3</b>	<b>4</b>	<b>5</b>	<b>6</b>	<b>7</b>	<b>8</b>			
W-L	3-7	3-17	7-20	6-19	2-17	3-21	3-22	1-23			
<b>2016 Hawaii Record when tied after:</b>											
<b>Inn.</b>	<b>1</b>	<b>2</b>	<b>3</b>	<b>4</b>	<b>5</b>	<b>6</b>	<b>7</b>	<b>8</b>			
W-L	13-22	12-9	5-7	4-8	5-9	2-8	2-5	2-4			

## 2017 GAME-BY-GAME LINEUPS BY POSITION

Date	Opponent	C	1B	2B	SS	3B	LF	CF	RF	DH	Record
Feb. 17	NC State	Rios	Ramirez	Weeks	Demeter	Rojas	Doi	Vchulek	Lopez	Fogel	0-1
Feb. 18	NC State	Rios	Ramirez	Weeks	Demeter	Rojas	Doi	Vchulek	Fogel	Lopez	1-0
Feb. 19	NC State	Rios	Ramirez	Weeks	Demeter	Rojas	Fogel	Vchulek	Lopez	Pouelsen	0-1
Feb. 23	San Francisco	Rios	Ramirez	Weeks	Demeter	Rojas	Doi	Vchulek	Fogel	Lopez	1-1
Feb. 24	San Francisco	Rios	Ramirez	Weeks	Demeter	Rojas	Fitchett	Vchulek	Fogel	Pouelsen	0-1
Feb. 25	San Francisco	Murray	Ramirez	Chan	Demeter	Rojas	Andarade	Vchulek	Sniffin	Pouelsen	1-0
Feb. 26	San Francisco	Rios	Pouelsen	Weeks	Demeter	Rojas	Fitchett	Vchulek	Lopez	Kakugawa	1-0
Mar. 2	Minnesota										
Mar. 3	Iowa										
Mar. 4	Minnesota										
Mar. 5	Oral Roberts										
Mar. 9	Sacred Heart										
Mar. 10	Sacred Heart										
Mar. 11	Sacred Heart										
Mar. 12	Sacred Heart										
Mar. 15	Indiana										
Mar. 16	Indiana										
Mar. 17	Indiana										
Mar. 18	Indiana										
Mar. 23	San Jose St.										
Mar. 24	San Jose St.										
Mar. 25	San Jose St.										
Mar. 26	San Jose St.										
Mar. 30	Nevada										
Mar. 31	Nevada										
Apr. 1	Nevada										
Apr. 2	Nevada										
Apr. 7	Cal Poly										
Apr. 8	Cal Poly										
Apr. 9	Cal Poly										
Apr. 13	UC Riverside										
Apr. 14	UC Riverside										
Apr. 15	UC Riverside										
Apr. 21	UC Davis										
Apr. 22	UC Davis										
Apr. 23	UC Davis										
Apr. 28	CSUN										
Apr. 29	CSUN										
Apr. 30	CSUN										
May 5	Cal St. Fullerton										
May 6	Cal St. Fullerton										
May 7	Cal St. Fullerton										
May 12	UC Irvine										
May 14	UC Irvine										
May 15	UC Irvine										
May 19	Long Beach St.										
May 20	Long Beach St.										
May 21	Long Beach St.										
May 25	UC Santa Barbara										
May 26	UC Santa Barbara										
May 27	UC Santa Barbara										

### 2017 STARTS BY POSITION

<b>PITCHER:</b> Hornung, Brendan..... 2 (0-2) DeMiero, Dominic ..... 2 (1-1) Uskali, Neil..... 2 (1-1) Rees, Jackson ..... 1 (1-0)	<b>SECOND BASE:</b> Weeks, Jonathan..... 6 (2-4) Chan, Zack..... 1 (1-0)	<b>CENTER FIELD:</b> Vchulek, Dylan..... 7 (3-4)
<b>CATCHER:</b> Rios, Kekai..... 6 (2-4) Murray, Tyler ..... 1 (1-0)	<b>THIRD BASE:</b> Rojas, Josh..... 7 (3-4)	<b>RIGHT FIELD:</b> Fogel, Adam..... 3 (1-2) Lopez, Ethan..... 3 (1-2) Sniffin, Jacob..... 1 (1-0)
<b>FIRST BASE:</b> Ramirez, Eric ..... 6 (2-4) Pouelsen, Logan..... 1 (1-0)	<b>SHORTSTOP:</b> Demeter, Dustin ..... 7 (3-4)	<b>DESIGNATED HITTER:</b> Pouelsen, Logan..... 3 (1-2) Lopez, Ethan..... 2 (1-1) Kakugawa, Troy ..... 1 (1-0) Fogel, Adam..... 1 (0-1)
	<b>LEFT FIELD:</b> Doi, Marcus ..... 3 (1-2) Fitchett, Alex..... 2 (1-1) Fogel, Adam..... 1 (0-1) Andrade, Jedd ..... 1 (1-0)	



# 2016 GAME-BY-GAME LINEUPS BY POSITION

Date	Opponent	C	1B	2B	SS	3B	LF	CF	RF	DH	Record
Feb. 13	UH-Hilo	Ka'aua	Ramirez	Rojas	Sheldon-Collins	Weeks	Doi	LoCoco	Baldwin	Sawelson	<b>0-1</b>
Feb. 14	UH-Hilo	Rios	Ramirez	Rojas	Sheldon-Collins	Weeks	Doi	LoCoco	Baldwin	Sawelson	<b>1-0</b>
Feb. 19	New Mexico	Ka'aua	Ramirez	Rojas	Sheldon-Collins	Weeks	Doi	LoCoco	Baldwin	Fitchett	<b>0-1</b>
Feb. 20	New Mexico	Rios	Ramirez	Rojas	Sheldon-Collins	Weeks	Doi	LoCoco	Baldwin	Fitchett	<b>1-0</b>
Feb. 21	New Mexico	Baldwin	Ramirez	Rojas	Sheldon-Collins	Weeks	Doi	LoCoco	Candaroma	Fitchett	<b>0-1</b>
Feb. 22	New Mexico	Rios	Ramirez	Rojas	Sheldon-Collins	Weeks	Doi	LoCoco	Baldwin	Sawelson	1-1
Feb. 26	vs San Francisco	Rios	Ramirez	Rojas	Sheldon-Collins	Weeks	Baldwin	LoCoco	Fitchett	Sawelson	<b>1-0</b>
Feb. 27	vs San Francisco	Rios	Ramirez	Rojas	Sheldon-Collins	Weeks	Baldwin	LoCoco	Fitchett	Sawelson	1-1
Feb. 28	vs San Francisco	Rios	Ramirez	Rojas	Sheldon-Collins	Weeks	Baldwin	LoCoco	Fitchett	Linebarger	<b>1-0</b>
Mar. 3	West Virginia	Rios	Ramirez	Rojas	Sheldon-Collins	Weeks	Baldwin	LoCoco	Fitchett	Sawelson	2-1
Mar. 4	West Virginia	Rios	Ramirez	Rojas	Sheldon-Collins	Weeks	Baldwin	LoCoco	Fitchett	Ryan	<b>0-1</b>
Mar. 5	West Virginia	Rios	Ramirez	Rojas	Sheldon-Collins	Weeks	Baldwin	LoCoco	Fitchett	Sawelson	3-1
Mar. 6	West Virginia	Rios	Ramirez	Rojas	Sheldon-Collins	Weeks	Baldwin	LoCoco	Fitchett	Sawelson	3-2
Mar. 10	Michigan	Rios	Ramirez	Rojas	Sheldon-Collins	Weeks	Baldwin	LoCoco	Fitchett	Sawelson	3-3
Mar. 11	Michigan	Rios	Ramirez	Lopez	Sheldon-Collins	Weeks	Doi	LoCoco	Fitchett	Sawelson	<b>0-1</b>
Mar. 12	Michigan (1)	Rios	Ramirez	Lopez	Sheldon-Collins	Weeks	Baldwin	LoCoco	Fitchett	Sawelson	<b>0-1</b>
Mar. 12	Michigan (2)	Noworyta	Ramirez	Lopez	Sheldon-Collins	Weeks	Baldwin	LoCoco	Fitchett	Doi	<b>0-1</b>
Mar. 17	Chicago State	Rios	Ramirez	Rojas	Weeks	Lopez	Doi	LoCoco	Fitchett	Sawelson	<b>0-1</b>
Mar. 18	Chicago State	Rios	Ramirez	Rojas	Weeks	Lopez	Baldwin	LoCoco	Fitchett	Doi	<b>1-0</b>
Mar. 19	Chicago State	Rios	Ramirez	Rojas	Sheldon-Collins	Weeks	Baldwin	LoCoco	Fitchett	Doi	<b>1-0</b>
Mar. 20	Chicago State	Rios	Ramirez	Rojas	Sheldon-Collins	Weeks	Doi	LoCoco	Fitchett	Lopez	<b>1-0</b>
Mar. 24	Santa Clara	Rios	Ramirez	Rojas	Sheldon-Collins	Weeks	Doi	LoCoco	Fitchett	Sawelson	0-2
Mar. 25	Santa Clara	Rios	Ramirez	Rojas	Sheldon-Collins	Weeks	Doi	LoCoco	Fitchett	Ka'aua	<b>1-0</b>
Mar. 26	Santa Clara	Rios	Ramirez	Rojas	Sheldon-Collins	Weeks	Doi	LoCoco	Baldwin	Ka'aua	<b>1-0</b>
Mar. 27	Santa Clara	Rios	Ramirez	Rojas	Sheldon-Collins	Weeks	Doi	LoCoco	Baldwin	Ka'aua	1-1
Apr. 1	*UC Irvine	Rios	Ramirez	Rojas	Sheldon-Collins	Weeks	Doi	LoCoco	Fitchett	Ka'aua	2-0
Apr. 2	*UC Irvine	Rios	Ramirez	Rojas	Sheldon-Collins	Weeks	Doi	LoCoco	Fitchett	Ka'aua	3-0
Apr. 3	*UC Irvine	Rios	Ramirez	Rojas	Sheldon-Collins	Weeks	Doi	LoCoco	Fitchett	Ka'aua	3-1
Apr. 8	*at UC Davis	Rios	Ramirez	Rojas	Sheldon-Collins	Weeks	Doi	LoCoco	Fitchett	Ka'aua	4-1
Apr. 10	*at UC Davis-1	Rios	Ramirez	Rojas	Sheldon-Collins	Weeks	Doi	LoCoco	Fitchett	Ka'aua	5-1
Apr. 10	*at UC Davis-2	Ka'aua	Ramirez	Rojas	Sheldon-Collins	Weeks	Doi	LoCoco	Fitchett	Rios	<b>1-0</b>
Apr. 15	*Cal Poly	Rios	Ramirez	Rojas	Sheldon-Collins	Weeks	Doi	LoCoco	Fitchett	Ka'aua	6-1
Apr. 16	*Cal Poly	Rios	Ramirez	Rojas	Sheldon-Collins	Weeks	Doi	LoCoco	Fitchett	Lopez	1-1
Apr. 17	*Cal Poly	Rios	Ramirez	Rojas	Sheldon-Collins	Weeks	Doi	LoCoco	Fitchett	Ka'aua	6-2
Apr. 22	*at CSUN	Rios	Ramirez	Rojas	Sheldon-Collins	Weeks	Doi	LoCoco	Fitchett	Ka'aua	6-3
Apr. 23	*at CSUN	Rios	Ramirez	Rojas	Sheldon-Collins	Weeks	Doi	LoCoco	Fitchett	Sawelson	1-2
Apr. 24	*at CSUN	Rios	Ramirez	Rojas	Sheldon-Collins	Weeks	Doi	LoCoco	Fitchett	Lopez	1-2
Apr. 25	at LMU	Ka'aua	Ramirez	Lopez	Sheldon-Collins	Weeks	Doi	LoCoco	Baldwin	Rios	<b>0-1</b>
Apr. 29	*at UCSB	Rios	Ramirez	Rojas	Sheldon-Collins	Weeks	Doi	LoCoco	Fitchett	Ka'aua	6-4
Apr. 30	*at UCSB	Rios	Ramirez	Lopez	Sheldon-Collins	Weeks	Doi	LoCoco	Linebarger	Ka'aua	<b>0-1</b>
May 1	*at UCSB	Rios	Ramirez	Lopez	Sheldon-Collins	Weeks	Doi	LoCoco	Fitchett	Sawelson	0-2
May 6	*Long Beach St.	Rios	Ramirez	Rojas	Sheldon-Collins	Weeks	Doi	LoCoco	Fitchett	Lopez	2-2
May 7	*Long Beach St.	Rios	Ramirez	Rojas	Sheldon-Collins	Weeks	Doi	LoCoco	Fitchett	Lopez	2-3
May 8	*Long Beach St.	Ka'aua	Ramirez	Rojas	Sheldon-Collins	Weeks	Doi	LoCoco	Fitchett	Lopez	<b>0-1</b>
May 13	*UC Riverside	Rios	Ramirez	Rojas	Sheldon-Collins	Weeks	Doi	LoCoco	Fitchett	Lopez	2-4
May 15	*UC Riverside (1)	Ka'aua	Ramirez	Rojas	Sheldon-Collins	Weeks	Doi	LoCoco	Lopez	Rios	<b>1-0</b>
May 15	*UC Riverside (2)	Rios	Ramirez	Rojas	Sheldon-Collins	Weeks	Doi	LoCoco	Lopez	Ka'aua	<b>1-0</b>
May 20	*at CS Fullerton	Rios	Ramirez	Rojas	Sheldon-Collins	Weeks	Doi	LoCoco	Lopez	Ka'aua	2-0
May 21	*at CS Fullerton	Rios	Ramirez	Rojas	Sheldon-Collins	Weeks	Doi	LoCoco	Lopez	Ka'aua	2-1
May 22	*at CS Fullerton	Rios	Ramirez	Rojas	Sheldon-Collins	Weeks	Doi	LoCoco	Lopez	Ka'aua	3-1
May 27	Arizona	Rios	Ramirez	Rojas	Sheldon-Collins	Weeks	Doi	LoCoco	Lopez	Ka'aua	3-2
May 28	Arizona	Rios	Ramirez	Rojas	Sheldon-Collins	Weeks	Doi	LoCoco	Lopez	Ka'aua	3-3
May 29	Arizona	Rios	Ramirez	Rojas	Sheldon-Collins	Weeks	Doi	LoCoco	Baldwin	Sawelson	1-1

## 2016 STARTS BY POSITION

<b>PITCHER:</b> Von Ruden, Kyle ..... 16 (9-7) Hornung, Brendan ..... 16 (7-9) Hatch, Alex ..... 15 (6-9) Martin, Patrick ..... 3 (1-2) Pigg, Josh ..... 2 (0-2) Chew, Lawrence ..... 1 (0-1)	<b>FIRST BASE:</b> Ramirez, Eric ..... 53 (23-30)  <b>SECOND BASE:</b> Rojas, Josh ..... 47 (23-24) Lopez, Ethan ..... 6 (0-6)  <b>THIRD BASE:</b> Weeks, Jonathn ..... 51 (22-29) Lopez, Ethan ..... 2 (1-1)	<b>LEFT FIELD:</b> Doi, Marcus ..... 38 (17-21) Baldwin, Alan ..... 12 (6-6)  <b>CENTER FIELD:</b> Doi, Marcus ..... 41 (17-24) Baldwin, Alan ..... 12 (6-6)  <b>RIGHT FIELD:</b> Fitchett, Alex ..... 35 (16-19) Baldwin, Alan ..... 9 (3-6) Lopez, Ethan ..... 7 (4-3) Linebarger, Conner ..... 1 (0-1) Candaroma, Kobi ..... 1 (0-1)	<b>DESIGNATED HITTER:</b> Ka'aua, Chayce ..... 19 (10-9) Sawelson, Alex ..... 16 (5-11) Lopez, Ethan ..... 7 (2-5) Rios, Kekai ..... 3 (2-1) Fitchett, Alex ..... 3 (1-2) Doi, Marcus ..... 3 (2-1) Linebarger, Conner ..... 1 (1-0) Ryan, Casey ..... 1 (0-1)
---	--	--	--

## 2017 GAME-BY-GAME LINEUPS BY BATTING ORDER

Date	Opponent	1st	2nd	3rd	4th	5th	6th	7th	8th	9th	Record
Feb. 17	NC State	Vchulek	Demeter	Weeks	Lopez	Rios	Ramirez	Doi	Fogel	Rojas	<b>0-1</b>
Feb. 18	NC State	Vchulek	Weeks	Ramirez	Rios	Lopez	Fogel	Demeter	Doi	Rojas	<b>1-0</b>
Feb. 19	NC State	Vchulek	Demeter	Ramirez	Rios	Lopez	Fogel	Pouelsen	Weeks	Rojas	<b>0-1</b>
Feb. 23	San Francisco	Vchulek	Demeter	Ramirez	Rios	Lopez	Fogel	Doi	Weeks	Rojas	<b>0-1</b>
Feb. 24	San Francisco	Vchulek	Weeks	Ramirez	Rios	Rojas	Fogel	Pouelsen	Fitchett	Demeter	<b>0-1</b>
Feb. 25	San Francisco	Vchulek	Demeter	Ramirez	Rojas	Pouelsen	Murray	Sniffin	Andrade	Chan	<b>1-0</b>
Feb. 26	San Francisco	Vchulek	Weeks	Rios	Lopez	Rojas	Fitchett	Pouelsen	Kakugawa	Demeter	<b>1-0</b>
Mar. 2	Minnesota										
Mar. 3	Iowa										
Mar. 4	Minnesota										
Mar. 5	Oral Roberts										
Mar. 9	Sacred Heart										
Mar. 10	Sacred Heart										
Mar. 11	Sacred Heart										
Mar. 12	Sacred Heart										
Mar. 15	Indiana										
Mar. 16	Indiana										
Mar. 17	Indiana										
Mar. 18	Indiana										
Mar. 23	San Jose St.										
Mar. 24	San Jose St.										
Mar. 25	San Jose St.										
Mar. 26	San Jose St.										
Mar. 30	Nevada										
Mar. 31	Nevada										
Apr. 1	Nevada										
Apr. 2	Nevada										
Apr. 7	Cal Poly										
Apr. 8	Cal Poly										
Apr. 9	Cal Poly										
Apr. 13	UC Riverside										
Apr. 14	UC Riverside										
Apr. 15	UC Riverside										
Apr. 21	UC Davis										
Apr. 22	UC Davis										
Apr. 23	UC Davis										
Apr. 28	CSUN										
Apr. 29	CSUN										
Apr. 30	CSUN										
May 5	Cal St. Fullerton										
May 6	Cal St. Fullerton										
May 7	Cal St. Fullerton										
May 12	UC Irvine										
May 14	UC Irvine										
May 15	UC Irvine										
May 19	Long Beach St.										
May 20	Long Beach St.										
May 21	Long Beach St.										
May 25	UC Santa Barbara										
May 26	UC Santa Barbara										
May 27	UC Santa Barbara										

### 2017 STARTS BY BATTING ORDER

<p><b>LEADOFF:</b> Vchulek, Dylan..... 7 (3-4)</p> <p><b>2ND SPOT:</b> Demeter, Dustin..... 4 (1-3) Weeks, Jonathan..... 3 (2-1)</p> <p><b>3RD SPOT:</b> Ramirez, Eric..... 5 (2-3) Rios, Kekai..... 1 (1-0) Weeks, Jonathan..... 1 (0-1)</p> <p><b>CLEANUP:</b> Rios, Kekai..... 4 (1-3) Lopez, Ethan..... 2 (1-1) Rojas, Josh..... 1 (1-0)</p>	<p><b>5TH SPOT:</b> Lopez, Ethan..... 3 (1-2) Rojas, Josh..... 2 (1-1) Rios, Kekai..... 1 (0-1) Pouelsen, Logan..... 1 (1-0)</p> <p><b>6TH SPOT:</b> Fogel, Adam..... 4 (1-3) Fitchett, Alex..... 1 (1-0) Murray, Tyler..... 1 (1-0) Ramirez, Eric..... 1 (0-1)</p> <p><b>7TH SPOT:</b> Pouelsen, Logan..... 3 (1-2) Doi, Marcus..... 2 (0-2) Sniffin, Jacob..... 1 (1-0) Demeter, Dustin..... 1 (1-0)</p>	<p><b>8TH SPOT:</b> Weeks, Jonathan..... 2 (0-2) Fitchett, Alex..... 1 (0-1) Doi, Marcus..... 1 (1-0) Fogel, Adam..... 1 (0-1) Andrade, Jedd..... 1 (1-0) Kakugawa, Troy..... 1 (1-0)</p> <p><b>9TH SPOT:</b> Rojas, Josh..... 4 (1-3) Demeter, Dustin..... 2 (1-1) Chan, Zack..... 1 (1-0)</p>
--	--	---

# 2016 GAME-BY-GAME LINEUPS BY BATTING ORDER

Date	Opponent	1st	2nd	3rd	4th	5th	6th	7th	8th	9th	Record
Feb. 13	UH-Hilo	LoCoco	Sheldon-Collins	Ramirez	Doi	Rojas	Sawelson	Ka'aua	Weeks	Baldwin	<b>0-1</b>
Feb. 14	UH-Hilo	LoCoco	Sheldon-Collins	Ramirez	Doi	Rojas	Sawelson	Baldwin	Weeks	Rios	<b>1-0</b>
Feb. 19	New Mexico	LoCoco	Sheldon-Collins	Ramirez	Fitchett	Doi	Rojas	Ka'aua	Weeks	Baldwin	<b>0-1</b>
Feb. 20	New Mexico	LoCoco	Sheldon-Collins	Ramirez	Fitchett	Rojas	Baldwin	Doi	Weeks	Rios	<b>1-0</b>
Feb. 21	New Mexico	LoCoco	Sheldon-Collins	Ramirez	Fitchett	Baldwin	Rojas	Doi	Weeks	Candaroma	<b>0-1</b>
Feb. 22	New Mexico	LoCoco	Sheldon-Collins	Ramirez	Baldwin	Rojas	Sawelson	Doi	Weeks	Rios	<b>0-1</b>
Feb. 26	vs San Francisco	LoCoco	Sheldon-Collins	Ramirez	Fitchett	Baldwin	Sawelson	Rojas	Weeks	Rios	<b>1-0</b>
Feb. 27	vs San Francisco	LoCoco	Sheldon-Collins	Ramirez	Fitchett	Baldwin	Sawelson	Rojas	Weeks	Rios	1-1
Feb. 28	vs San Francisco	LoCoco	Sheldon-Collins	Ramirez	Fitchett	Baldwin	Rojas	Weeks	Rios	Linebarger	<b>1-0</b>
Mar. 3	West Virginia	LoCoco	Sheldon-Collins	Ramirez	Fitchett	Baldwin	Sawelson	Rojas	Weeks	Rios	2-1
Mar. 4	West Virginia	LoCoco	Sheldon-Collins	Ramirez	Fitchett	Baldwin	Ryan	Rojas	Weeks	Rios	<b>0-1</b>
Mar. 5	West Virginia	LoCoco	Sheldon-Collins	Ramirez	Fitchett	Sawelson	Weeks	Rojas	Baldwin	Rios	<b>1-0</b>
Mar. 6	West Virginia	LoCoco	Sheldon-Collins	Ramirez	Fitchett	Sawelson	Weeks	Rojas	Baldwin	Rios	1-1
Mar. 10	Michigan	LoCoco	Sheldon-Collins	Ramirez	Fitchett	Sawelson	Weeks	Baldwin	Rojas	Rios	<b>0-1</b>
Mar. 11	Michigan	LoCoco	Sheldon-Collins	Ramirez	Fitchett	Weeks	Sawelson	Doi	Rios	Lopez	<b>0-1</b>
Mar. 12	Michigan (1)	LoCoco	Sheldon-Collins	Ramirez	Fitchett	Sawelson	Weeks	Baldwin	Rios	Lopez	<b>0-1</b>
Mar. 12	Michigan (2)	LoCoco	Sheldon-Collins	Ramirez	Fitchett	Doi	Weeks	Baldwin	Lopez	Noworyta	<b>0-1</b>
Mar. 17	Chicago State	LoCoco	Rojas	Ramirez	Fitchett	Weeks	Doi	Sawelson	Rios	Lopez	<b>0-1</b>
Mar. 18	Chicago State	LoCoco	Weeks	Ramirez	Doi	Lopez	Fitchett	Rios	Baldwin	Rojas	<b>1-0</b>
Mar. 19	Chicago State	LoCoco	Sheldon-Collins	Weeks	Ramirez	Fitchett	Baldwin	Doi	Rios	Rojas	<b>1-0</b>
Mar. 20	Chicago State	LoCoco	Sheldon-Collins	Weeks	Ramirez	Doi	Fitchett	Rios	Lopez	Rojas	<b>1-0</b>
Mar. 24	Santa Clara	LoCoco	Sheldon-Collins	Weeks	Ramirez	Doi	Fitchett	Rios	Sawelson	Rojas	<b>0-1</b>
Mar. 25	Santa Clara	LoCoco	Sheldon-Collins	Weeks	Ramirez	Doi	Ka'aua	Fitchett	Rios	Rojas	<b>1-0</b>
Mar. 26	Santa Clara	LoCoco	Sheldon-Collins	Weeks	Ramirez	Doi	Ka'aua	Rios	Baldwin	Rojas	<b>1-0</b>
Mar. 27	Santa Clara	LoCoco	Sheldon-Collins	Weeks	Ramirez	Doi	Ka'aua	Rios	Baldwin	Rojas	1-1
Apr. 1	*UC Irvine	LoCoco	Weeks	Sheldon-Collins	Ramirez	Doi	Ka'aua	Rios	Fitchett	Rojas	<b>1-0</b>
Apr. 2	*UC Irvine	LoCoco	Weeks	Sheldon-Collins	Ramirez	Doi	Ka'aua	Rios	Fitchett	Rojas	2-0
Apr. 3	*UC Irvine	LoCoco	Weeks	Sheldon-Collins	Ramirez	Doi	Ka'aua	Rios	Fitchett	Rojas	2-1
Apr. 8	*at UC Davis	LoCoco	Weeks	Sheldon-Collins	Ramirez	Doi	Ka'aua	Rios	Fitchett	Rojas	3-1
Apr. 10	*at UC Davis-1	LoCoco	Weeks	Sheldon-Collins	Ramirez	Doi	Ka'aua	Rios	Fitchett	Rojas	4-1
Apr. 10	*at UC Davis-2	LoCoco	Weeks	Sheldon-Collins	Ramirez	Doi	Ka'aua	Rios	Fitchett	Rojas	5-1
Apr. 15	*Cal Poly	LoCoco	Weeks	Sheldon-Collins	Ramirez	Doi	Rios	Ka'aua	Fitchett	Rojas	<b>1-0</b>
Apr. 16	*Cal Poly	LoCoco	Weeks	Sheldon-Collins	Ramirez	Doi	Rios	Fitchett	Lopez	Rojas	<b>0-1</b>
Apr. 17	*Cal Poly	LoCoco	Weeks	Sheldon-Collins	Ramirez	Doi	Rios	Ka'aua	Fitchett	Rojas	1-1
Apr. 22	*at CSUN	LoCoco	Weeks	Sheldon-Collins	Ramirez	Doi	Rios	Ka'aua	Fitchett	Rojas	1-2
Apr. 23	*at CSUN	LoCoco	Weeks	Sheldon-Collins	Ramirez	Doi	Rios	Sawelson	Fitchett	Rojas	<b>1-0</b>
Apr. 24	*at CSUN	LoCoco	Weeks	Sheldon-Collins	Ramirez	Doi	Rios	Fitchett	Lopez	Rojas	<b>0-1</b>
Apr. 25	at LMU	LoCoco	Weeks	Sheldon-Collins	Ramirez	Doi	Rios	Ka'aua	Lopez	Baldwin	<b>0-1</b>
Apr. 29	*at UCSB	LoCoco	Weeks	Sheldon-Collins	Ramirez	Doi	Rios	Ka'aua	Fitchett	Rojas	1-3
Apr. 30	*at UCSB	LoCoco	Weeks	Sheldon-Collins	Rios	Doi	Ramirez	Lopez	Ka'aua	Linebarger	<b>0-1</b>
May 1	*at UCSB	LoCoco	Weeks	Sheldon-Collins	Rios	Doi	Ramirez	Lopez	Sawelson	Fitchett	<b>0-1</b>
May 6	*Long Beach St.	LoCoco	Weeks	Sheldon-Collins	Ramirez	Doi	Rios	Lopez	Fitchett	Rojas	<b>1-0</b>
May 7	*Long Beach St.	LoCoco	Weeks	Sheldon-Collins	Ramirez	Doi	Rios	Lopez	Fitchett	Rojas	<b>0-1</b>
May 8	*Long Beach St.	LoCoco	Weeks	Sheldon-Collins	Ramirez	Doi	Lopez	Ka'aua	Fitchett	Rojas	<b>0-1</b>
May 13	*UC Riverside	LoCoco	Weeks	Sheldon-Collins	Ramirez	Doi	Rios	Lopez	Fitchett	Rojas	0-2
May 15	*UC Riverside (1)	LoCoco	Weeks	Sheldon-Collins	Ramirez	Doi	Rios	Lopez	Ka'aua	Rojas	<b>1-0</b>
May 15	*UC Riverside (2)	LoCoco	Weeks	Sheldon-Collins	Ramirez	Doi	Rios	Lopez	Ka'aua	Rojas	2-0
May 20	*at CS Fullerton	LoCoco	Weeks	Sheldon-Collins	Ramirez	Doi	Rios	Lopez	Ka'aua	Rojas	3-0
May 21	*at CS Fullerton	LoCoco	Weeks	Sheldon-Collins	Ramirez	Doi	Rios	Lopez	Ka'aua	Rojas	3-1
May 22	*at CS Fullerton	LoCoco	Weeks	Sheldon-Collins	Ramirez	Doi	Rios	Lopez	Ka'aua	Rojas	4-1
May 27	Arizona	LoCoco	Weeks	Sheldon-Collins	Ramirez	Doi	Rios	Lopez	Ka'aua	Rojas	4-2
May 28	Arizona	LoCoco	Weeks	Sheldon-Collins	Ramirez	Rios	Lopez	Doi	Ka'aua	Rojas	<b>0-1</b>
May 29	Arizona	LoCoco	Weeks	Sheldon-Collins	Ramirez	Rios	Doi	Sawelson	Baldwin	Rojas	<b>0-1</b>

## 2016 STARTS BY BATTING ORDER

<b>LEADOFF:</b> LoCoco, Matt ..... 53 (23-30)	<b>5TH SPOT:</b> Doi, Marcus ..... 33 (15-18)	Lopez, Ethan..... 2 (0-2)	Weeks, Jonathan..... 10 (4-6)
<b>2ND SPOT:</b> Weeks, Jonathan..... 29 (13-16)	Baldwin, Alan..... 6 (3-3)	Baldwin, Alan..... 2 (2-0)	Ka'aua, Chayce ..... 8 (4-4)
Sheldon-Collins, J..... 23 (10-13)	Rojas, Josh..... 4 (2-2)	Doi, Marcus..... 2 (0-2)	Baldwin, Alan..... 6 (3-3)
Rojas, Josh..... 1 (0-1)	Sawelson, Alex..... 4 (1-3)	Ryan, Casey..... 1 (0-1)	Rios, Kekai..... 5 (2-3)
<b>3RD SPOT:</b> Sheldon-Collins, J..... 28 (12-16)	Weeks, Jonathan..... 2 (0-2)	<b>7TH SPOT:</b> Lopez, Ethan..... 11 (5-6)	Lopez, Ethan..... 5 (1-4)
Ramirez, Eric..... 19 (7-12)	Rios, Kekai..... 2 (0-2)	Ka'aua, Chayce ..... 10 (3-7)	Sawelson, Alex..... 2 (0-2)
Weeks, Jonathan..... 6 (4-2)	Fitchett, Alex..... 1 (1-0)	Rios, Kekai..... 9 (6-3)	Rojas, Josh..... 1 (0-1)
<b>CLEANUP:</b> Ramirez, Eric..... 32 (16-16)	Lopez, Ethan..... 1 (1-0)	Doi, Marcus..... 6 (2-4)	Linebarger, Conner..... 1 (1-0)
Fitchett, Alex..... 15 (5-10)	<b>6TH SPOT:</b> Rios, Kekai..... 19 (9-10)	Rojas, Josh..... 6 (3-3)	<b>9TH SPOT:</b> Rojas, Josh..... 32 (17-15)
Doi, Marcus..... 3 (2-1)	Ka'aua, Chayce ..... 7 (5-2)	Baldwin, Alan..... 4 (1-3)	Rios, Kekai..... 11 (6-5)
Rios, Kekai..... 2 (0-2)	Sawelson, Alex..... 7 (3-4)	Sawelson, Alex..... 3 (1-2)	Baldwin, Alan..... 3 (0-3)
Baldwin, Alan..... 1 (0-1)	Weeks, Jonathan..... 5 (1-4)	Fitchett, Alex..... 3 (1-2)	Lopez, Ethan..... 3 (0-3)
	Rojas, Josh..... 3 (1-2)	Weeks, Jonathan..... 1 (1-0)	Noworyta, David..... 1 (0-1)
	Fitchett, Alex..... 3 (2-1)	<b>8TH SPOT:</b> Fitchett, Alex..... 15 (8-7)	Linebarger, Conner..... 1 (0-1)
	Ramirez, Eric..... 2 (0-2)		Candaroma, Kobi..... 1 (0-1)
			Fitchett, Alex..... 1 (0-1)



# 2017 OVERALL STATISTICS

Record: 3-4 Home: 3-4 Away: 0-0 Big West: 0-0

Player	avg	gp-gs	ab	r	h	2b	3b	hr	rbi	tb	slg%	bb	hp	so	gdp	ob%	sf	sh	sb-att	po	a	e	fld%	
Rojas, Josh	.250	7-7	24	1	6	2	0	0	2	8	.333	2	0	1	0	.308	0	1	0-0	9	10	2	.905	
Ramirez, Eric	.250	6-6	20	0	5	0	0	0	0	5	.250	6	0	1	1	.423	0	0	0-0	52	8	0	1.000	
Fitchett, Alex	.250	6-2	8	0	2	1	0	0	1	3	.375	3	1	2	0	.500	0	1	0-2	4	0	0	1.000	
Vchulek, Dylan	.238	7-7	21	3	5	0	0	0	2	5	.238	6	3	6	0	.452	1	1	0-1	17	0	1	.944	
Demeter, Dustin	.238	7-7	21	1	5	0	0	0	3	5	.238	1	1	8	0	.292	1	3	0-0	14	15	2	.935	
Rios, Kekai	.227	7-6	22	1	5	1	0	0	2	6	.273	3	1	6	0	.346	0	0	0-0	39	7	0	1.000	
Weeks, Jonathan	.217	6-6	23	2	5	1	0	0	2	6	.261	2	0	4	2	.280	0	0	0-0	12	23	1	.972	
Fogel, Adam	.211	5-5	19	2	4	2	0	0	1	6	.316	2	0	5	0	.286	0	0	0-0	12	0	0	1.000	
Pouelsen, Logan	.182	5-4	11	1	2	0	0	0	0	2	.182	1	0	2	0	.250	0	0	0-0	13	0	0	1.000	
Lopez, Ethan	.091	7-5	22	1	2	1	0	0	1	3	.136	1	1	5	0	.167	0	0	0-1	3	0	0	1.000	
Doi, Marcus	.000	4-3	10	1	0	0	0	0	2	0	.000	0	0	2	1	.000	1	0	0-0	9	0	0	1.000	
-----																								
Chan, Zack	.500	1-1	2	1	1	0	0	0	0	1	.500	0	0	1	0	.500	0	1	1-1	3	5	0	1.000	
Kakugawa, Troy	.333	2-1	3	1	1	1	0	0	0	2	.667	0	0	0	0	.333	0	0	0-0	0	0	0	.000	
Murray, Tyler	.250	1-1	4	1	1	1	0	0	0	2	.500	0	0	0	1	.250	0	0	0-0	2	0	0	1.000	
Sniffin, Jacob	.000	2-1	5	0	0	0	0	0	0	0	.000	0	0	1	0	.000	0	0	0-0	2	0	0	1.000	
Andrade, Jedd	.000	1-1	2	1	0	0	0	0	0	0	.000	0	0	0	0	.000	0	0	0-0	3	0	0	1.000	
LaFave, Jordan	.000	1-0	1	0	0	0	0	0	0	0	.000	0	0	1	0	.000	0	0	0-0	2	2	0	1.000	
Totals	.202	7	218	17	44	10	0	0	16	54	.248	27	7	45	5	.306	3	7	1-5	201	75	7	.975	
Opponents	.219	7	256	25	56	14	1	3	19	81	.316	19	4	43	2	.283	0	3	7-8	192	79	9	.968	

LOB - Team (53), Opp (56). DPs turned - Team (4), Opp (7). IBB - Team (1), Vchulek, D. 1. Picked off - Fogel, A. 1, Ramirez, E. 1, Lopez, E. 1.

## (All games Sorted by Earned run avg)

Player	era	w-l	app	gs	cg	sho	sv	ip	h	r	er	bb	so	2b	3b	hr	b/avg	wp	hp	bk	sfa	sha		
Hornung, Brendan	1.20	0-1	2	2	0	0/0	0	15.0	12	2	2	2	15	3	0	0	.214	1	1	0	0	0		
DeMiero, Dominic	1.20	1-0	2	2	0	0/0	0	15.0	11	2	2	3	10	1	0	1	.193	1	0	0	0	0		
Uskali, Neil	2.25	1-1	2	2	0	0/0	0	12.0	9	4	3	3	6	3	1	0	.205	0	1	0	0	1		
Rees, Jackson	6.48	1-0	2	1	0	0/0	0	8.1	8	6	6	5	4	3	0	0	.267	2	0	0	0	1		
-----																								
Estes, Matt	0.00	0-0	2	0	0	0/0	0	2.1	1	0	0	1	1	0	0	0	.143	2	1	0	0	0		
Hagel-Pitt, Brody	0.00	0-0	1	0	0	0/0	0	0.2	1	2	0	1	0	1	0	0	.250	0	0	0	0	0		
Ryan, Casey	0.00	0-0	2	0	0	0/0	0	0.1	1	0	0	0	1	0	0	0	.333	0	0	0	0	0		
Mitchell, Kyle	3.00	0-1	1	0	0	0/0	0	3.0	2	2	1	0	2	1	0	0	.154	0	0	0	0	0		
Ashworth, Colin	4.50	0-0	2	0	0	0/0	0	2.0	3	1	1	1	1	0	0	0	.333	1	0	0	0	0		
Richardson, Matt	4.91	0-1	2	0	0	0/0	0	3.2	4	3	2	1	0	2	0	0	.267	0	1	0	0	1		
Martin, Patrick	5.40	0-0	3	0	0	0/0	1	1.2	0	1	1	1	0	0	0	0	.000	0	0	0	0	0		
Thomas, Dylan	6.00	0-0	2	0	0	0/0	1	3.0	4	2	2	1	3	0	0	2	.308	0	0	0	0	0		
Totals	2.69	3-4	7	7	0	0/0	2	67.0	56	25	20	19	43	14	1	3	.219	7	4	0	0	3		
Opponents	1.69	4-3	7	7	0	1/1	0	64.0	44	17	12	27	45	10	0	0	.202	7	7	1	3	7		

PB - Team (0), Opp (2). Pickoffs - Team (0), Opp (3). SBA/ATT - Rios, K. (3-4), Uskali, N. (3-3), Murray, T. (3-3), Rees, J. (1-2), Martin, P. (1-1), Ashworth, C. (1-1), Hornung, B. (1-1).

# 2016 OVERALL STATISTICS

Record: 23-30 Home: 14-21 Away: 7-8 Neutral: 2-1 Big West: 12-12

Player	avg	gp-gs	ab	r	h	2b	3b	hr	rbi	tb	slg%	bb	hp	so	gdp	ob%	sf	sh	sb-att	po	a	e	fld%	
Sheldon-Collins, J	.349	51-51	195	28	68	9	1	0	23	79	.405	20	2	17	4	.407	4	10	6-8	80	156	14	.944	
Rios, Kekai	.331	49-48	157	23	52	8	0	1	18	63	.401	11	5	21	7	.391	1	6	1-2	242	49	5	.983	
Lopez, Ethan	.302	28-22	86	14	26	6	2	2	15	42	.488	2	0	18	3	.311	2	1	3-4	32	18	5	.909	
Doi, Marcus	.273	45-44	161	23	44	7	4	0	17	59	.366	11	2	47	4	.326	1	5	3-4	76	2	3	.963	
LoCoco, Matt	.270	53-53	204	29	55	9	5	2	24	80	.392	38	3	54	0	.392	0	2	5-8	150	3	2	.987	
Ramirez, Eric	.261	53-53	188	20	49	12	0	1	29	64	.340	39	3	40	4	.392	2	2	0-0	479	35	3	.994	
Rojas, Josh	.239	48-47	155	12	37	5	1	0	16	44	.284	20	0	23	3	.324	1	6	1-3	105	128	8	.967	
Weeks, Jonathan	.235	53-53	196	27	46	5	1	0	16	53	.270	21	2	24	6	.311	3	11	1-1	46	98	11	.929	
Fitchett, Alex	.234	43-38	137	12	32	7	2	0	13	43	.314	9	7	52	0	.314	0	2	3-4	70	1	2	.973	
Ka'aua, Chayce	.228	27-25	92	9	21	4	0	0	10	25	.272	2	0	14	10	.242	1	5	3-4	34	9	0	1.000	
Baldwin, Alan	.205	29-22	73	8	15	2	0	0	4	17	.233	9	4	19	0	.322	1	1	3-6	45	1	2	.958	
Sawelson, Alex	.167	25-16	72	4	12	3	0	0	6	15	.208	3	0	15	1	.200	0	1	0-0	1	0	0	1.000	
-----																								
Ryan, Casey	.400	2-1	5	0	2	0	0	0	1	2	.400	0	0	1	0	.400	0	0	0-0	1	0	0	1.000	
Noworyta, David	.250	10-1	12	1	3	1	0	0	1	4	.333	1	0	1	0	.308	0	0	0-0	23	3	0	1.000	
Linebarger, Conner	.231	12-2	13	1	3	0	0	0	1	3	.231	2	0	4	0	.333	0	2	0-0	1	2	0	1.000	
Candaroma, Kobi	.000	14-1	7	5	0	0	0	0	0	0	.000	0	0	4	0	.000	0	0	1-1	4	1	0	1.000	
Totals	.265	53	1753	216	465	78	16	6	194	593	.338	188	28	354	42	.343	16	54	30-45	1421	581	60	.971	
Opponents	.285	53	1839	270	525	96	18	23	247	726	.395	157	42	314	17	.351	26	41	56-81	1407	594	60	.971	

LOB - Team (417), Opp (415). DPs turned - Team (36), Opp (55). TPs turned - Team (1). CI - Team (1), Rios, K. 1, Opp (1). IBB - Team (6), Ramirez, E. 4, Doi, M. 1, Rios, K. 1, Opp (3). Picked off - Sheldon-Coll 2, LoCoco, M. 2, Baldwin, A. 2, Fitchett, A. 1.

### (All games Sorted by Earned run avg)

Player	era	w-l	app	gs	cg	sho	sv	ip	h	r	er	bb	so	2b	3b	hr	b/avg	wp	hp	bk	sfa	sha		
Culp, Cody	2.16	3-1	31	0	0	0/1	5	50.0	51	15	12	5	37	6	0	1	.270	1	2	0	3	4		
Hornung, Brendan	3.11	4-7	16	16	0	0/0	0	101.1	116	46	35	22	74	24	3	4	.285	4	9	1	3	7		
Von Ruden, Kyle	3.44	7-3	16	16	2	1/1	0	107.1	107	47	41	21	50	12	4	3	.258	8	6	0	1	5		
Hatch, Alex	4.97	3-7	15	15	0	0/0	0	83.1	96	51	46	23	60	20	3	6	.296	3	8	0	5	8		
-----																								
Valencia, Matt	1.03	3-2	21	0	0	0/1	4	26.1	6	5	3	18	29	2	0	0	.075	3	2	0	3	2		
Chew, Lawrence	4.74	1-4	22	1	0	0/1	1	38.0	42	23	20	14	21	8	3	1	.300	2	1	0	4	6		
Ryan, Casey	4.91	0-1	8	0	0	0/1	0	7.1	10	4	4	7	3	4	0	1	.385	3	2	0	1	1		
Mitchell, Kyle	6.75	1-1	9	0	0	0/1	1	8.0	14	14	6	6	4	4	2	1	.378	0	0	0	1	1		
Friesen, Isaac	7.24	0-0	14	0	0	0/0	0	13.2	18	13	11	7	11	1	1	1	.360	1	6	0	2	2		
Pigg, Josh	7.64	0-2	10	2	0	0/1	0	17.2	33	24	15	14	12	8	0	1	.398	3	1	0	1	4		
Martin, Patrick	11.57	1-2	9	3	0	0/1	0	18.2	28	25	24	16	13	6	2	4	.350	1	5	0	1	1		
Ah Sam, Bryce	13.50	0-0	1	0	0	0/0	0	2.0	4	3	3	4	0	1	0	0	.500	0	0	0	1	0		
Totals	4.18	23-30	53	53	2	3/2	11	473.2	525	270	220	157	314	96	18	23	.285	29	42	1	26	41		
Opponents	3.68	30-23	53	53	1	4/3	12	469.0	465	216	192	188	354	78	16	6	.265	39	28	6	16	54		

PB - Team (4), Rios, K. 4, Opp (10). Pickoffs - Team (7), Rios, K. 3, Hatch, A. 2, Culp, C. 1, Martin, P. 1, Opp (7). SBA/ATT - Rios, K. (41-60), Hatch, A. (14-18), Hornung, B. (12-17), Von Ruden, K (11-17), Ka'aua, C. (5-8), Valencia, M. (7-7), Friesen, I. (3-5), Chew, L. (2-4), Ryan, C. (1-3), Martin, P. (2-3), Pigg, J. (3-3), Noworyta, D. (1-2), Baldwin, A. (2-2), Mitchell, K. (1-2), Culp, C. (0-2).

# 2016 NON-CONFERENCE ONLY STATISTICS

Record: 11-18 Home: 8-15 Away: 1-2 Neutral: 2-1 Big West: 0-0

Player	avg	gp-gs	ab	r	h	2b	3b	hr	rbi	tb	slg%	bb	hp	so	gdp	ob%	sf	sh	sb-att	po	a	e	fld%
Sheldon-Collins, J	.363	27-27	102	14	37	6	0	0	12	43	.422	11	0	11	0	.417	2	7	4-4	44	82	8	.940
Rios, Kekai	.324	26-25	74	12	24	4	0	0	14	28	.378	4	4	11	1	.386	1	4	0-1	140	30	2	.988
Doi, Marcus	.313	21-20	67	11	21	3	1	0	4	26	.388	9	0	18	1	.395	0	2	1-1	24	0	0	1.000
LoCoco, Matt	.264	29-29	110	17	29	4	4	2	12	47	.427	23	0	32	0	.391	0	1	2-5	74	1	1	.987
Ramirez, Eric	.243	29-29	107	10	26	7	0	1	17	36	.336	22	2	24	3	.382	0	0	0-0	265	9	0	1.000
Rojas, Josh	.241	26-25	83	7	20	3	1	0	9	25	.301	11	0	11	2	.326	1	4	0-1	63	76	4	.972
Baldwin, Alan	.214	26-22	70	8	15	2	0	0	4	17	.243	9	4	18	0	.333	1	1	3-6	44	1	2	.957
Fitchett, Alex	.200	22-20	75	5	15	4	1	0	9	21	.280	8	4	32	0	.310	0	0	1-2	37	0	2	.949
Weeks, Jonathan	.183	29-29	104	15	19	0	0	0	10	19	.183	12	0	10	2	.263	2	2	1-1	22	53	8	.904
Sawelson, Alex	.180	21-14	61	4	11	3	0	0	6	14	.230	3	0	10	1	.219	0	1	0-0	0	0	0	.000
-----																							
Ryan, Casey	.400	2-1	5	0	2	0	0	0	1	2	.400	0	0	1	0	.400	0	0	0-0	0	0	0	.000
Noworyta, David	.250	7-1	8	1	2	1	0	0	1	3	.375	1	0	0	0	.333	0	0	0-0	17	2	0	1.000
Ka'aua, Chayce	.226	10-8	31	4	7	2	0	0	2	9	.290	1	0	4	2	.250	0	1	2-2	18	7	0	1.000
Lopez, Ethan	.171	12-9	35	3	6	2	1	0	4	10	.286	1	0	6	2	.189	1	0	0-0	14	11	3	.893
Linebarger, Conner	.000	6-1	6	0	0	0	0	0	0	0	.000	1	0	3	0	.143	0	1	0-0	0	1	0	1.000
Candaroma, Kobi	.000	10-1	6	3	0	0	0	0	0	0	.000	0	0	4	0	.000	0	0	1-1	4	1	0	1.000
Totals	.248	29	944	114	234	41	8	3	105	300	.318	116	14	195	14	.336	8	24	15-24	775	313	33	.971
Opponents	.284	29	993	148	282	58	9	12	134	394	.397	93	25	188	9	.356	14	22	33-47	762	301	35	.968

LOB - Team (230), Opp (225). DPs turned - Team (24), Opp (24). TPs turned - Team (1). CI - Team (1), Rios, K. 1. IBB - Team (1), Doi, M. 1, Opp (2). Picked off - Baldwin, A. 2, LoCoco, M. 2, Fitchett, A. 1.

## (Non-Big West games only Sorted by Earned run avg)

Player	era	w-l	app	gs	cg	sho	sv	ip	h	r	er	bb	so	2b	3b	hr	b/avg	wp	hp	bk	sfa	sha	
Hornung, Brendan	2.60	2-5	8	8	0	0/0	0	52.0	52	17	15	15	43	9	1	1	.259	3	6	1	1	5	
Von Ruden, Kyle	3.32	3-2	8	8	1	0/1	0	57.0	55	24	21	8	30	8	1	1	.251	3	2	0	1	2	
-----																							
Valencia, Matt	1.50	1-1	11	0	0	0/1	2	12.0	3	3	2	7	13	1	0	0	.081	3	1	0	1	0	
Culp, Cody	2.19	1-1	15	0	0	0/1	3	24.2	28	8	6	3	18	5	0	0	.298	0	1	0	1	2	
Ryan, Casey	3.18	0-1	7	0	0	0/1	0	5.2	7	2	2	6	2	3	0	0	.368	2	1	0	0	1	
Mitchell, Kyle	3.60	1-0	6	0	0	0/1	0	5.0	8	6	2	3	3	2	2	0	.348	0	0	0	0	0	
Hatch, Alex	4.22	2-3	7	7	0	0/0	0	42.2	44	23	20	8	36	12	2	4	.272	2	4	0	4	3	
Chew, Lawrence	4.74	0-1	10	1	0	0/1	0	19.0	20	13	10	10	14	4	2	0	.294	2	0	0	2	3	
Pigg, Josh	6.57	0-2	7	2	0	0/1	0	12.1	22	15	9	10	7	6	0	1	.400	3	1	0	1	4	
Friesen, Isaac	6.75	0-0	9	0	0	0/0	0	10.2	14	10	8	5	10	1	0	1	.359	1	4	0	2	1	
Martin, Patrick	13.50	1-2	7	3	0	0/1	0	15.1	25	24	23	14	12	6	1	4	.368	1	5	0	0	1	
Ah Sam, Bryce	13.50	0-0	1	0	0	0/0	0	2.0	4	3	3	4	0	1	0	0	.500	0	0	0	1	0	
Totals	4.22	11-18	29	29	1	2/2	5	258.1	282	148	121	93	188	58	9	12	.284	20	25	1	14	22	
Opponents	3.72	18-11	29	29	1	4/3	8	254.0	234	114	105	116	195	41	8	3	.248	26	14	3	8	24	

PB - Team (3), Rios, K. 3, Opp (7). Pickoffs - Team (5), Rios, K. 2, Hatch, A. 1, Culp, C. 1, Martin, P. 1, Opp (5). SBA/ATT - Rios, K. (21-32), Hatch, A. (9-11), Hornung, B. (6-8), Von Ruden, K (5-7), Ka'aua, C. (4-6), Valencia, M. (5-5), Friesen, I. (3-4), Ryan, C. (1-3), Chew, L. (1-3), Mitchell, K. (1-2), Baldwin, A. (2-2), Pigg, J. (2-2), Culp, C. (0-1), Martin, P. (0-1), Noworyta, D. (1-1).



# 2017 GAME-BY-GAME HITTING | TEAM AND PLAYER HITTING HIGHS

Date	Opponent	AB	R	H	RBI	2B	3B	HR	TB	BB	IBB	SB	CS	HBP	SAC	SF	GDP	K	PO	A	E	LOB	Avg
Feb 17	NC STATE	29	0	5	0	0	0	0	5	1	0	0	0	1	1	0	1	4	27	9	0	5	.172
Feb 18	NC STATE	31	8	11	8	3	0	0	14	7	0	0	0	1	2	1	0	10	27	10	0	10	.267
Feb 19	NC STATE	24	1	1	0	0	0	0	1	8	0	0	2	1	0	0	0	2	27	13	3	5	.202
Feb 23	SAN FRANCISCO	39	1	8	1	1	0	0	9	2	0	0	0	0	1	0	1	12	33	10	1	8	.203
Feb 24	SAN FRANCISCO	39	1	7	1	2	0	0	9	3	1	0	0	2	2	0	2	10	33	6	2	12	.198
Feb 25	SAN FRANCISCO	30	3	8	3	2	0	0	10	4	0	1	1	0	1	0	1	5	27	13	0	8	.208
Feb 26	SAN FRANCISCO	26	3	4	3	2	0	0	6	2	0	0	1	2	0	2	0	2	27	14	1	5	.202
<b>Totals</b>		<b>218</b>	<b>17</b>	<b>44</b>	<b>16</b>	<b>10</b>	<b>0</b>	<b>0</b>	<b>54</b>	<b>27</b>	<b>1</b>	<b>1</b>	<b>4</b>	<b>7</b>	<b>7</b>	<b>3</b>	<b>5</b>	<b>45</b>	<b>201</b>	<b>75</b>	<b>7</b>	<b>53</b>	<b>.202</b>

### 2017 Team Batting Highs

At bats:	39	.....vs San Francisco (Feb 23)
	39	.....vs San Francisco (Feb 24)
Runs scored:	8	.....vs NC State (Feb 18)
Hits:	11	.....vs NC State (Feb 18)
RBIs:	8	.....vs NC State (Feb 18)
Doubles:	3	.....vs NC State (Feb 18)
Total bases:	14	.....vs NC State (Feb 18)
Walks:	8	.....vs NC State (Feb 19)
Strikeouts:	12	.....vs San Francisco (Feb 23)
Sac hits:	2	.....vs NC State (Feb 18)
	2	.....vs San Francisco (Feb 24)
Sac flies:	2	.....vs San Francisco (Feb 26)
Stolen bases:	1	.....vs San Francisco (Feb 25)
Hit by pitch:	2	.....vs San Francisco (Feb 24)
	2	.....vs San Francisco (Feb 26)
Caught stealing:	2	.....vs NC State (Feb 19)
Runners LOB:	12	.....vs San Francisco (Feb 24)
Hit into DP:	2	.....vs San Francisco (Feb 24)

### 2017 Player Batting Highs

At bats:	5	.....(8 games )
Runs scored:	2	.....Fogel, Adam vs NC State (Feb 18)
	2	.....Vchulek, Dylan vs NC State (Feb 18)
Hits:	2	.....(8 games )
RBIs:	2	.....Doi, Marcus vs NC State (Feb 18)
	2	.....Rios, Kekai vs NC State (Feb 18)
Doubles:	1	.....(10 games )
Total bases:	3	.....Rojas, Josh vs NC State (Feb 18)
Walks:	3	.....Ramirez, Eric vs NC State (Feb 18)
Strikeouts:	3	.....Weeks, Jonathan vs NC State (Feb 18)
	3	.....Rios, Kekai vs San Francisco (Feb 24)
	3	.....Vchulek, Dylan vs San Francisco (Feb 24)
Sac hits:	1	.....(7 games )
Sac flies:	1	.....Doi, Marcus vs NC State (Feb 18)
	1	.....Demeter, Dustin vs San Francisco (Feb 26)
	1	.....Vchulek, Dylan vs San Francisco (Feb 26)
Stolen bases:	1	.....Chan, Zack vs San Francisco (Feb 25)
Hit by pitch:	1	.....(7 games )
Caught stealing:	1	.....(4 games )
Runners LOB:	5	.....Lopez, Ethan vs San Francisco (Feb 25)

# 2016 GAME-BY-GAME HITTING | TEAM AND PLAYER HITTING HIGHS

Date	Opponent	AB	R	H	RBI	2B	3B	HR	BB	IBB	SB	CS	HBP	SAC	SF	GDP	K	PO	A	E	Avg
Feb 13	at UH Hilo	28	0	2	0	0	0	0	2	0	0	0	0	1	0	0	7	24	15	1	.071
Feb 14	at UH Hilo	45	11	20	9	4	1	0	3	0	2	1	1	0	1	2	3	27	12	0	.301
Feb 19	NEW MEXICO	35	4	10	4	3	1	0	6	0	0	0	0	0	0	2	5	27	13	0	.296
Feb 20	NEW MEXICO	32	4	6	4	1	0	1	8	0	0	0	0	5	0	0	9	33	16	2	.271
Feb 21	NEW MEXICO	31	0	4	0	0	0	0	1	0	0	0	0	0	0	0	9	27	7	2	.246
Feb 22	NEW MEXICO	34	1	8	1	1	0	0	3	0	0	0	1	1	0	0	5	27	14	1	.244
Feb 26	vs San Francisco	40	11	16	11	3	0	1	4	0	2	0	1	2	1	0	3	27	11	2	.269
Feb 27	vs San Francisco	31	4	10	4	2	0	0	4	0	0	1	1	2	1	0	3	25	9	1	.275
Feb 28	vs San Francisco	43	9	14	9	4	0	0	7	0	2	0	0	1	0	0	11	30	11	3	.282
Mar 3	WEST VIRGINIA	29	4	7	3	0	0	0	5	0	1	0	0	0	1	0	9	27	6	0	.279
Mar 4	WEST VIRGINIA	31	1	6	1	1	0	0	2	0	0	0	1	1	0	0	7	27	10	1	.272
Mar 5	WEST VIRGINIA	26	6	7	6	1	0	1	6	0	1	0	1	2	0	0	5	27	9	1	.272
Mar 6	WEST VIRGINIA	32	2	6	2	1	0	0	2	0	0	0	1	0	0	0	8	27	11	4	.265
Mar 10	MICHIGAN	28	0	3	0	1	1	0	4	0	0	1	1	0	0	0	7	27	7	0	.256
Mar 11	MICHIGAN	34	4	5	3	1	0	0	4	0	0	2	0	1	0	0	20	30	14	4	.248
Mar 12	MICHIGAN	26	4	7	2	0	0	0	5	0	0	0	0	1	0	1	2	21	12	0	.250
Mar 12	MICHIGAN	26	3	6	2	0	0	0	3	0	0	0	1	0	0	0	8	21	9	1	.249
Mar 17	CHICAGO STATE	28	0	2	0	0	1	0	9	0	1	0	0	2	0	1	10	27	12	1	.240
Mar 18	CHICAGO STATE	31	4	6	4	1	1	0	2	0	3	1	0	0	0	0	5	27	11	0	.238
Mar 19	CHICAGO STATE	28	4	9	3	2	1	0	2	0	0	1	0	1	1	1	2	27	11	0	.241
Mar 20	CHICAGO STATE	40	14	16	14	1	0	0	9	0	1	0	0	0	0	0	8	27	10	0	.251
Mar 24	SANTA CLARA	34	1	6	1	2	0	0	2	0	0	0	0	1	0	1	10	27	13	1	.247
Mar 25	SANTA CLARA	38	8	14	8	3	0	0	4	0	2	0	1	0	0	0	7	27	11	1	.253
Mar 26	SANTA CLARA	30	3	5	2	0	1	0	3	0	0	0	1	0	1	1	4	27	9	0	.250
Mar 27	SANTA CLARA	35	4	11	4	2	0	0	3	0	0	0	0	0	1	2	6	27	6	1	.253
Apr 1	UC IRVINE	31	8	11	7	2	0	0	4	0	1	1	0	3	0	1	2	27	12	4	.257
Apr 2	UC IRVINE	36	8	14	7	3	0	0	2	0	1	0	1	1	0	2	5	27	10	1	.262
Apr 3	UC IRVINE	33	4	9	4	1	0	0	4	0	1	0	1	0	0	4	5	27	8	0	.262
Apr 8	at UC Davis	46	6	18	6	0	1	0	3	0	0	0	1	1	1	1	4	30	14	1	.268
Apr 10	at UC Davis	31	5	8	4	0	0	0	3	0	1	0	2	3	0	1	7	27	17	1	.268
Apr 10	at UC Davis	36	7	14	7	1	0	0	4	0	3	0	0	2	0	2	4	27	13	1	.272
Apr 15	CAL POLY	31	6	10	3	1	1	0	2	0	0	1	0	3	1	0	7	27	6	1	.274
Apr 16	CAL POLY	36	4	12	3	1	0	0	3	1	0	0	1	1	0	2	3	27	11	0	.276
Apr 17	CAL POLY	31	2	6	2	2	1	0	3	0	0	0	1	1	0	1	8	27	10	1	.274
Apr 22	at CSUN	29	1	6	0	1	0	0	0	0	0	1	0	1	0	1	8	24	5	1	.272
Apr 23	at CSUN	39	6	11	5	3	0	1	6	1	0	0	0	1	1	0	11	30	11	0	.272
Apr 24	at CSUN	34	3	9	3	2	0	0	4	0	0	0	1	0	1	1	5	24	11	0	.272
Apr 25	at LMU	34	2	8	2	2	1	0	1	0	0	0	0	0	0	0	8	24	11	1	.271
Apr 29	at UCSB	33	2	9	2	1	0	0	1	0	0	0	0	0	1	2	9	24	9	2	.271
Apr 30	at UCSB	32	3	7	3	3	0	0	5	0	0	0	0	1	0	1	6	24	9	4	.270
May 1	at UCSB	35	4	11	4	3	0	1	3	1	1	0	1	1	1	1	8	25	12	2	.271
May 6	LONG BEACH STATE	30	6	10	5	4	0	0	2	0	0	0	1	0	0	2	5	27	14	1	.272
May 7	LONG BEACH STATE	45	4	11	4	0	1	0	4	0	1	1	1	1	0	0	9	36	21	2	.271
May 8	LONG BEACH STATE	38	3	11	3	2	1	0	1	0	1	0	0	1	0	0	7	27	8	2	.272
May 13	UC RIVERSIDE	29	1	5	1	0	0	0	3	0	1	0	1	2	1	0	10	27	14	0	.270
May 15	UC RIVERSIDE	27	2	6	2	2	0	0	2	1	1	1	1	1	0	1	7	27	12	0	.269
May 15	UC RIVERSIDE	30	5	10	5	3	0	0	5	1	0	0	0	1	0	2	6	27	11	0	.270
May 20	at Cal State Fullerton	37	6	10	5	2	2	0	0	0	3	0	1	1	0	0	9	27	13	1	.270
May 21	at Cal State Fullerton	30	3	5	2	0	0	1	2	0	0	0	0	2	1	1	5	24	6	0	.268
May 22	at Cal State Fullerton	30	3	8	2	0	1	0	6	0	0	1	0	2	0	2	9	27	11	1	.268
May 27	ARIZONA	32	2	7	2	1	0	0	2	0	0	1	1	0	0	1	3	27	8	0	.267
May 28	ARIZONA	32	1	6	1	2	0	0	3	0	0	1	0	0	1	1	5	27	13	4	.266
May 29	ARIZONA	31	3	7	3	2	0	0	7	1	0	0	2	3	0	1	6	27	12	1	.265
<b>Totals</b>		<b>1753</b>	<b>216</b>	<b>465</b>	<b>194</b>	<b>78</b>	<b>16</b>	<b>6</b>	<b>188</b>	<b>6</b>	<b>30</b>	<b>15</b>	<b>28</b>	<b>54</b>	<b>16</b>	<b>42</b>	<b>354</b>	<b>1421</b>	<b>581</b>	<b>60</b>	<b>.265</b>

### 2016 Team Batting Highs

At bats:	46	.....at UC Davis (Apr 8, 2016)
Runs scored:	14	.....vs Chicago State (Mar 20, 2016)
Hits:	20	.....at UH Hilo (Feb 14, 2016)
RBIs:	14	.....vs Chicago State (Mar 20, 2016)
Doubles:	4	.....at UH Hilo (Feb 14, 2016)
	4	.....vs San Francisco (Feb 28, 2016)
	4	.....vs Long Beach State (May 6, 2016)
Triples:	2	.....at Cal State Fullerton (May 20, 2016)
Home runs:	1	.....(6 games)
Total bases:	26	.....at UH Hilo (Feb 14, 2016)
Walks:	9	.....vs Chicago State (Mar 17, 2016)
	9	.....vs Chicago State (Mar 20, 2016)
Strikeouts:	20	.....vs Michigan (Mar 11, 2016)
Sac hits:	5	.....vs New Mexico (Feb 20, 2016)
Stolen bases:	3	.....vs Chicago State (Mar 18, 2016)
	3	.....at UC Davis (Apr 10, 2016)
	3	.....at Cal State Fullerton (May 20, 2016)
Hit by pitch:	2	.....at UC Davis (Apr 10, 2016)
	2	.....vs Arizona (May 29, 2016)
Caught stealing:	2	.....vs Michigan (Mar 11, 2016)
Runners LOB:	16	.....at UC Davis (Apr 08, 2016)
Hit into DP:	4	.....vs UC Irvine (Apr 3, 2016)

### 2016 Player Batting Highs

At bats:	6	.....(14 games)
Runs scored:	4	.....Rios, Kekai vs San Francisco (Feb 28, 2016)
Hits:	4	.....(5 games)
RBIs:	4	.....Doi, Marcus at UC Davis (Apr 10, 2016)
Doubles:	2	.....(4 games)
Triples:	1	.....(16 games)
Home runs:	1	.....(6 games)
Total bases:	7	.....LoCoco, Matt vs San Francisco (Feb 26, 2016)
	7	.....Rios, Kekai at CSUN (Apr 23, 2016)
Walks:	4	.....LoCoco, Matt at CSUN (Apr 23, 2016)
Strikeouts:	4	.....Ramirez, Eric vs Michigan (Mar 11, 2016)
	4	.....Sheldon-Collins, J vs Michigan (Mar 11, 2016)
Sac hits:	1	.....(54 games)
Sac flies:	1	.....(16 games)
Stolen bases:	2	.....Sheldon-Collins, J vs San Francisco (Feb 28, 2016)
Hit by pitch:	2	.....LoCoco, Matt at UC Davis (Apr 10, 2016)
Caught stealing:	1	.....(15 games)
Runners LOB:	6	.....Rojas, Josh vs San Francisco (Feb 28, 2016)
	6	.....Ramirez, Eric vs Chicago State (Mar 17, 2016)
	6	.....Ka'aua, Chayce at UC Davis (Apr 08, 2016)

# 2017 GAME-BY-GAME PITCHING | TEAM AND PLAYER PITCHING/FIELDING HIGHS

Date	Opponent	IP	H	R	ER	BB	SO	2B	3B	HR	WP	BK	HBP	DP	IBB	Score	W	L	SV	ERA
Feb 17	NC STATE	9.0	8	4	4	3	10	4	0	0	1	0	0	0	0	0-4	0	1	0	4.00
Feb 18	NC STATE	9.0	9	3	3	3	7	1	0	2	0	0	0	0	0	8-3	1	1	0	3.50
Feb 19	NC STATE	9.0	8	8	5	7	6	3	0	0	1	0	0	1	0	1-8	1	2	0	4.00
Feb 23	SAN FRANCISCO	11.0	10	3	2	1	6	1	0	0	1	0	3	2	0	1-3	1	3	0	3.32
Feb 24	SAN FRANCISCO	11.0	7	3	2	1	7	1	0	1	1	0	0	0	0	1-3	1	4	0	2.94
Feb 25	SAN FRANCISCO	9.0	8	2	2	2	2	2	1	0	1	0	1	0	0	3-2	2	4	1	2.79
Feb 26	SAN FRANCISCO	9.0	6	2	2	2	5	2	0	0	2	0	0	1	0	3-2	3	4	2	2.69
<b>Totals</b>		<b>67.0</b>	<b>56</b>	<b>25</b>	<b>20</b>	<b>19</b>	<b>43</b>	<b>14</b>	<b>1</b>	<b>3</b>	<b>7</b>	<b>0</b>	<b>4</b>	<b>4</b>	<b>0</b>	<b>17-25</b>	<b>3</b>	<b>4</b>	<b>2</b>	<b>2.69</b>

### 2017 Team Pitching Highs

Innings pitched:	11.0	vs San Francisco (Feb 23)
	11.0	vs San Francisco (Feb 24)
Runs allowed:	8	vs NC State (Feb 19)
Earned runs:	5	vs NC State (Feb 19)
Walks allowed:	7	vs NC State (Feb 19)
Strikeouts:	10	vs NC State (Feb 17)
Hits allowed:	10	vs San Francisco (Feb 23)
Doubles allowed:	4	vs NC State (Feb 17)
Triples allowed:	1	vs San Francisco (Feb 25)
Homers allowed:	2	vs NC State (Feb 18)
Wild pitches:	2	vs San Francisco (Feb 26)
Hit batters:	3	vs San Francisco (Feb 23)

### 2017 Team Fielding Highs

Putouts:	33	vs San Francisco (Feb 23)
	33	vs San Francisco (Feb 24)
Assists:	14	vs San Francisco (Feb 26)
Errors:	3	vs NC State (Feb 19)
DPs turned:	2	vs San Francisco (Feb 23)

### 2017 Player Pitching Highs

Innings pitched:	8.0	Hornung, Brendan vs San Francisco (Feb 23)
	8.0	DeMiero, Dominic vs San Francisco (Feb 24)
Runs allowed:	4	Rees, Jackson vs NC State (Feb 19)
Earned runs:	4	Rees, Jackson vs NC State (Feb 19)
Walks allowed:	3	Rees, Jackson vs NC State (Feb 19)
Strikeouts:	9	Hornung, Brendan vs NC State (Feb 17)
Hits allowed:	6	(4 games)
Doubles allowed:	3	Hornung, Brendan vs NC State (Feb 17)
Triples allowed:	1	Uskali, Neil vs San Francisco (Feb 25)
Homers allowed:	2	Thomas, Dylan vs NC State (Feb 18)
Wild pitches:	2	Rees, Jackson vs San Francisco (Feb 26)
Hit batters:	1	(4 games)

### 2017 Player Fielding Highs

Putouts:	13	Pouelsen, Logan vs San Francisco (Feb 26)
Assists:	6	Weeks, Jonathan vs NC State (Feb 18)
	6	Weeks, Jonathan vs San Francisco (Feb 26)
Errors:	1	(7 games)



# 2016 GAME-BY-GAME PITCHING | TEAM AND PLAYER PITCHING/FIELDING HIGHS

Date	Opponent	IP	H	R	ER	BB	SO	2B	3B	HR	WP	BK	HBP	DP	IBB	Score	W	L	SV	ERA
Feb 13	at UH Hilo	8.0	8	1	1	3	5	0	0	0	0	0	1	2	0	0-1	0	1	0	1.12
Feb 14	at UH Hilo	9.0	12	9	9	1	3	1	0	0	3	0	1	1	0	11-9	1	1	1	5.29
Feb 19	NEW MEXICO	9.0	11	6	6	9	9	4	0	1	1	0	0	0	0	4-6	1	2	1	5.54
Feb 20	NEW MEXICO	11.0	10	3	2	7	8	1	0	0	2	0	1	3	1	4-3	2	2	1	4.38
Feb 21	NEW MEXICO	9.0	18	18	13	17	6	3	0	2	3	0	1	1	0	0-18	2	3	1	6.07
Feb 22	NEW MEXICO	9.0	10	7	6	5	7	3	1	2	0	0	1	2	0	1-7	2	4	1	6.05
Feb 26	vs San Francisco	9.0	8	3	2	4	4	1	0	0	0	0	1	1	0	11-3	3	4	1	5.48
Feb 27	vs San Francisco	8.1	9	5	3	1	2	0	0	0	0	0	0	0	0	4-5	3	5	1	5.23
Feb 28	vs San Francisco	10.0	14	7	4	5	9	2	0	0	0	0	0	1	1	9-7	4	5	2	5.03
Mar 3	WEST VIRGINIA	9.0	7	1	1	1	9	2	0	0	0	0	1	0	0	4-1	5	5	3	4.63
Mar 4	WEST VIRGINIA	9.0	11	4	3	0	6	2	1	0	0	0	1	0	0	1-4	5	6	3	4.49
Mar 5	WEST VIRGINIA	9.0	10	2	2	0	10	3	0	1	0	0	0	0	0	6-2	6	6	3	4.28
Mar 6	WEST VIRGINIA	9.0	13	9	7	4	2	5	2	2	3	0	0	2	0	2-9	6	7	3	4.49
Mar 10	MICHIGAN	9.0	14	6	6	2	10	2	0	0	1	0	1	0	0	0-6	6	8	3	4.59
Mar 11	MICHIGAN	10.0	11	5	3	2	6	2	0	0	0	0	1	3	0	4-5	6	9	3	4.46
Mar 12	MICHIGAN	7.0	9	9	9	4	4	4	0	0	0	0	0	0	0	4-9	6	10	3	4.80
Mar 12	MICHIGAN	7.0	10	5	4	3	6	3	0	0	1	0	0	2	0	3-5	6	11	3	4.82
Mar 17	CHICAGO STATE	9.0	6	1	0	0	8	0	0	0	0	0	0	1	0	0-1	6	12	3	4.55
Mar 18	CHICAGO STATE	9.0	6	0	0	1	6	1	0	0	0	0	1	1	0	4-0	7	12	4	4.31
Mar 19	CHICAGO STATE	9.0	7	1	1	2	10	2	0	0	0	0	1	2	0	4-1	8	12	5	4.14
Mar 20	CHICAGO STATE	9.0	2	0	0	2	7	0	0	0	0	0	0	0	0	14-0	9	12	5	3.94
Mar 24	SANTA CLARA	9.0	10	3	3	1	11	1	1	0	1	1	1	1	0	1-3	9	13	5	3.90
Mar 25	SANTA CLARA	9.0	3	1	1	0	5	0	0	0	0	0	0	0	0	8-1	10	13	5	3.77
Mar 26	SANTA CLARA	9.0	6	2	2	1	5	1	1	1	2	0	3	0	0	3-2	11	13	5	3.70
Mar 27	SANTA CLARA	9.0	5	5	3	4	5	2	0	0	0	0	3	0	0	4-5	11	14	5	3.67
Apr 1	UC IRVINE	9.0	5	4	0	2	8	2	0	0	0	0	1	0	0	8-4	12	14	6	3.53
Apr 2	UC IRVINE	9.0	9	5	4	1	5	0	0	0	2	0	1	0	0	8-5	13	14	6	3.54
Apr 3	UC IRVINE	9.0	19	14	14	1	4	3	1	0	0	0	1	0	0	4-14	13	15	6	3.92
Apr 8	at UC Davis	10.0	11	5	4	2	7	4	0	0	0	0	0	0	0	6-5	14	15	6	3.91
Apr 10	at UC Davis	9.0	3	0	0	1	3	0	0	0	0	0	0	0	0	5-0	15	15	6	3.78
Apr 10	at UC Davis	9.0	7	2	1	3	5	1	0	0	0	0	0	2	0	7-2	16	15	6	3.69
Apr 15	CAL POLY	9.0	11	3	2	2	6	1	0	0	0	0	0	0	0	6-3	17	15	6	3.63
Apr 16	CAL POLY	9.0	10	5	5	4	3	2	0	0	1	0	2	1	0	4-5	17	16	6	3.67
Apr 17	CAL POLY	9.0	7	5	4	2	8	3	0	0	1	0	1	0	0	2-5	17	17	6	3.68
Apr 22	at CSUN	8.0	8	2	2	2	7	1	0	0	0	0	0	0	0	1-2	17	18	6	3.65
Apr 23	at CSUN	10.0	12	5	5	4	8	1	1	2	2	0	0	2	0	6-5	18	18	6	3.67
Apr 24	at CSUN	8.0	12	9	9	9	7	2	0	1	1	0	4	0	0	3-9	18	19	6	3.83
Apr 25	at LMU	8.0	11	13	9	4	11	5	2	2	0	0	3	0	0	2-13	18	20	6	3.98
Apr 29	at UCSB	8.0	13	14	10	4	5	3	0	2	0	0	3	0	0	2-14	18	21	6	4.15
Apr 30	at UCSB	8.0	10	6	5	3	6	1	0	1	1	0	1	1	0	3-6	18	22	6	4.18
May 1	at UCSB	8.1	7	5	4	3	4	0	1	0	0	0	1	0	1	4-5	18	23	6	4.18
May 6	LONG BEACH STATE	9.0	6	3	3	1	1	0	1	0	0	0	0	0	0	6-3	19	23	7	4.15
May 7	LONG BEACH STATE	12.0	20	11	6	7	7	4	0	1	0	0	0	2	0	4-11	19	24	7	4.16
May 8	LONG BEACH STATE	9.0	15	4	4	0	6	3	2	0	1	0	0	1	0	3-4	19	25	7	4.16
May 13	UC RIVERSIDE	9.0	9	2	2	2	0	1	0	0	0	0	1	0	0	1-2	19	26	7	4.11
May 15	UC RIVERSIDE	9.0	7	1	1	4	4	0	1	0	0	0	0	2	0	2-1	20	26	8	4.04
May 15	UC RIVERSIDE	9.0	13	4	4	0	6	2	0	2	0	0	0	0	0	5-4	21	26	9	4.04
May 20	at Cal State Fullerton	9.0	8	3	2	3	7	1	1	0	0	0	0	0	0	6-3	22	26	10	4.00
May 21	at Cal State Fullerton	8.0	13	8	8	2	2	2	1	2	0	0	1	0	0	3-8	22	27	10	4.09
May 22	at Cal State Fullerton	9.0	8	2	0	2	7	1	0	0	0	0	0	1	0	3-2	23	27	11	4.01
May 27	ARIZONA	9.0	18	11	11	5	3	3	0	1	1	0	0	0	0	2-11	23	28	11	4.15
May 28	ARIZONA	9.0	12	6	5	0	6	2	1	0	0	0	1	0	0	1-6	23	29	11	4.16
May 29	ARIZONA	9.0	11	5	5	5	5	3	0	0	2	0	2	1	0	3-5	23	30	11	4.18
<b>Totals</b>		<b>473.2</b>	<b>525</b>	<b>270</b>	<b>220</b>	<b>157</b>	<b>314</b>	<b>96</b>	<b>18</b>	<b>23</b>	<b>29</b>	<b>1</b>	<b>42</b>	<b>36</b>	<b>3</b>	<b>216-270</b>	<b>23</b>	<b>30</b>	<b>11</b>	<b>4.18</b>

2016 Team Pitching Highs	
Innings pitched:	12.0 ..... vs Long Beach State (May 7, 2016)
Runs allowed:	18 ..... vs New Mexico (Feb 21, 2016)
Earned runs:	14 ..... vs UC Irvine (Apr 3, 2016)
Walks allowed:	17 ..... vs New Mexico (Feb 21, 2016)
Strikeouts:	11, 2x ..... last at LMU (Apr 25, 2016)
Hits allowed:	20 ..... vs Long Beach State (May 7, 2016)
Doubles allowed:	5 ..... at LMU (Apr 25, 2016)
Triples allowed:	2 ..... vs West Virginia (Mar 6, 2016)
	2 ..... at LMU (Apr 25, 2016)
	2 ..... vs Long Beach State (May 8, 2016)
Homers allowed:	2 ..... (8 games)
Wild pitches:	3, 3x ..... last vs West Virginia (Mar 6, 2016)
Hit batters:	4 ..... at CSUN (Apr 24, 2016)
Team Fielding Highs	
Putouts:	36 ..... vs Long Beach State (May 7, 2016)
Assists:	21 ..... vs Long Beach State (May 7, 2016)
Errors:	4 ..... (5 games)
Passed balls:	2 ..... vs New Mexico (Feb 20, 2016)
DPs turned:	3 ..... vs New Mexico (Feb 20, 2016)
	3 ..... vs Michigan (Mar 11, 2016)

2016 Player Pitching Highs	
Innings pitched:	9.0, 2x ..... Von Ruden, K last at UC Davis (Apr 10, 2016)
Runs allowed:	8 ..... Hornung, Brendan at UCSB (Apr 29, 2016)
Earned runs:	7 ..... Martin, Patrick vs New Mexico (Feb 21, 2016)
	7 ..... Hornung, Brendan at UCSB (Apr 29, 2016)
	7 ..... Hatch, Alex at Cal State Fullerton (May 21, 2016)
Walks allowed:	8 ..... Martin, Patrick vs New Mexico (Feb 21, 2016)
Strikeouts:	9 ..... Hornung, Brendan vs Santa Clara (Mar 24, 2016)
Hits allowed:	13 ..... Hornung, Brendan vs Long Beach St. (May 8, 2016)
Doubles allowed:	4 ..... Hornung, Brendan at UC Davis (Apr 08, 2016)
Triples allowed:	2 ..... Hornung, Brendan vs Long Beach St. (May 8, 2016)
Homers allowed:	2 ..... (6 games)
Hit batters:	3 ..... Hatch, Alex vs Santa Clara (Mar 26, 2016)
	3 ..... Martin, Patrick at LMU (Apr 25, 2016)
	3 ..... Hornung, Brendan at UCSB (Apr 29, 2016)
Player Fielding Highs	
Putouts:	15 ..... Ramirez, Eric, 3x last UC Riverside (May 13, 2016)
Assists:	8 ..... Sheldon-Collins, 2x last at UC Davis (Apr 10, 2016)
	8 ..... Rojas, Josh vs Arizona (May 28, 2016)
Errors:	2 ..... Sheldon-Collins, 2x last San Francisco (Feb 28, 2016)
	2 ..... Lopez, Ethan vs Michigan (Mar 11, 2016)
Passed balls:	2 ..... Rios, Kekai vs New Mexico (Feb 20, 2016)

# PLAYER CAREER INFORMATION (SORTED NUMERICALLY)



## #1 JOSH ROJAS

| INF | 6-1 | 185 | SR. | L/R | LITCHFIELD PARK, ARIZ. [PARADISE VALLEY CC]

**2017 Notes:** Made an off-season position switch and has started all seven games at third base...hit 2-for-3 with a double, a walk and one run scored in the Feb. 18 win over No. 6 NC State...logged four hits against San Francisco, including a 2-for-3 performance with one walk and one RBI on Feb. 25.

**2016 Notes:** Appeared in 48 games, making 47 starts, all at second base...hit .239 on the season with 16 RBI and five doubles...tied for the fourth most walks on the team with 20...finished with a fielding percentage of .967, with 128 assists and 105 putouts...finished the season strong, hitting .357 (15-for-42) over the final 13 games...went 5-for-11 (.455) with two RBI and a double in a series versus Long Beach State (5/6-5/8)...also went 5-for-11 in the season-ending series versus Arizona (5/27-5/29), with three RBI and one double...had three hit games versus Santa Clara (3/27), Long Beach State (5/7), and Arizona (5/29)...kept ninth inning rally going with an RBI single that made it a one run game vs Long Beach State (5/7).

	SEASON	CAREER
At Bats:	5 vs San Francisco, 2/24/17	6 (2x) Last-USF, 2/28/16
Runs:	1 vs NC State, 2/18/17	2 vs USF, 2/26/16
Hits:	2 (2x) Last-USF, 2/25/17	3 (3x) Last-Arizona, 5/29/16
RBI:	1(2x) Last-USF, 2/25/17	2 (3x) Last-Arizona, 5/29/16
Doubles:	1 (2x) Last-USF, 2/23/17	1 (7x) Last-USF, 2/23/17
Triples:	None	None
Home Runs:	None	None
Walks:	1 (2x) Last-USF, 2/25/17	2 (2x) Last-Chicago St., 3/17/16
Stolen Bases:	None	1 vs UC Davis, 4/10/16
Putouts:	6 vs San Francisco, 2/24/17	8 vs New Mexico, 2/20/16
Assists:	2 (4x) Last-USF, 2/23/17	8 vs Arizona, 5/28/16

### 2017 GAME-BY-GAME

Date	OPPONENT	GS	AB	R	H	RBI	2B	3B	HR	BB	IBB	SB	CS	HBP	SAC	SF	GDP	K	PO	A	E	Avg	
Feb 17	NC STATE	*	3	0	0	0	0	0	0	0	0	0	0	0	0	0	0	0	0	1	0	0	.000
Feb 18	NC STATE	*	3	1	2	0	1	0	0	1	0	0	0	0	0	0	0	0	1	2	0	.333	
Feb 19	NC STATE	*	3	0	0	0	0	0	0	0	0	0	0	0	0	0	0	0	0	2	1	.222	
Feb 23	SAN FRANCISCO	*	3	0	1	1	1	0	0	0	0	0	0	0	1	0	0	0	1	1	1	.250	
Feb 24	SAN FRANCISCO	*	5	0	1	0	0	0	0	0	0	0	0	0	0	0	0	0	6	0	0	.235	
Feb 25	SAN FRANCISCO	*	3	0	2	1	0	0	0	1	0	0	0	0	0	0	0	0	0	2	0	.300	
Feb 26	SAN FRANCISCO	*	4	0	0	0	0	0	0	0	0	0	0	0	0	0	0	1	1	2	0	.250	
<b>Totals</b>			<b>7</b>	<b>24</b>	<b>1</b>	<b>6</b>	<b>2</b>	<b>2</b>	<b>0</b>	<b>2</b>	<b>0</b>	<b>0</b>	<b>0</b>	<b>0</b>	<b>1</b>	<b>0</b>	<b>0</b>	<b>1</b>	<b>9</b>	<b>10</b>	<b>2</b>	<b>.250</b>	

### CAREER STATS

Year	Avg	GP	GS	AB	R	H	2B	3B	HR	RBI	TB	SLG%	BB	HBP	SO	GDP	OB%	SF	SH	SB	ATT	PO	A	E	FLD%
2016	.239	48	47	155	12	37	5	1	0	16	44	.284	20	0	23	3	.324	1	6	1	3	105	128	8	.967
2017	.250	7	7	24	1	6	2	0	0	2	8	.333	2	0	1	0	.308	0	1	0	0	9	10	2	.905
<b>TOTAL</b>	<b>.240</b>	<b>55</b>	<b>54</b>	<b>179</b>	<b>13</b>	<b>43</b>	<b>7</b>	<b>1</b>	<b>0</b>	<b>18</b>	<b>52</b>	<b>.291</b>	<b>22</b>	<b>0</b>	<b>24</b>	<b>3</b>	<b>.322</b>	<b>1</b>	<b>7</b>	<b>1</b>	<b>3</b>	<b>114</b>	<b>138</b>	<b>10</b>	<b>.962</b>



## #2 MARCUS DOI

| OF | 6-0 | 210 | SR. | R/R | HONOLULU, O'AHU [MID-PACIFIC INSTITUTE]

**2017 Notes:** Started the first two games in left field, but missed the third game of the NC State series for a minor injury...played two games versus San Francisco, scoring his first 2017 run on Feb. 24.

**2016 Notes:** Appeared in 45 games, starting 44, primarily in left field...was fourth on the team in batting average hitting .273 and second in triples with four...tied for the fourth most runs scored on the team with 23...drove in a team fifth-best 17 runs and tied for the fifth most doubles with seven...went 3-for-4 in stolen bases which tied for third on the team...set a career high with four hits in a game versus Chicago State (3/20) going 4-for-5 with three RBI...drove in a career best four runs at UC Davis (4/10) going 2-for-5 with a double...went 7-for-15 with five runs scored in the series versus Chicago State...finished the season going 5-for-8 with two doubles in the series versus Arizona.

	SEASON	CAREER
At Bats:	4 vs San Francisco, 2/23/17	6 (2x) Last-USF, 2/28/16
Runs:	1 vs San Francisco, 2/24/17	2 vs USF, 2/26/16
Hits:	None	3 (2x) Last-LBSU, 5/7/16
RBI:	2 vs NC State, 2/18/17	2 (4x) Last-NC State, 2/18/17
Doubles:	None	1 (6x) Last-Arizona, 5/29/16
Triples:	None	None
Home Runs:	None	None
Walks:	None	2 (3x) Last-Arizona 5/29/16
Stolen Bases:	None	1 vs UC Davis, 4/10/16
Putouts:	3 (2x) Last-NC State, 2/18/17	8 vs New Mexico, 2/20/16
Assists:	None	7 vs W. Virginia, 3/6/16

### 2017 GAME-BY-GAME

Date	OPPONENT	GS	AB	R	H	RBI	2B	3B	HR	BB	IBB	SB	CS	HBP	SAC	SF	GDP	K	PO	A	E	Avg
Feb 17	NC STATE	*	3	0	0	0	0	0	0	0	0	0	0	0	0	0	1	0	3	0	0	.000
Feb 18	NC STATE	*	2	0	0	2	0	0	0	0	0	0	0	0	0	1	0	1	3	0	0	.000
Feb 23	SAN FRANCISCO	*	4	0	0	0	0	0	0	0	0	0	0	0	0	0	0	1	1	0	0	.000
Feb 24	SAN FRANCISCO	*	1	1	0	0	0	0	0	0	0	0	0	0	0	0	0	0	2	0	0	.000
<b>Totals</b>			<b>3</b>	<b>10</b>	<b>1</b>	<b>0</b>	<b>2</b>	<b>0</b>	<b>0</b>	<b>0</b>	<b>0</b>	<b>0</b>	<b>0</b>	<b>0</b>	<b>0</b>	<b>1</b>	<b>1</b>	<b>2</b>	<b>9</b>	<b>0</b>	<b>0</b>	<b>.000</b>

### CAREER STATS

Year	Avg	GP	GS	AB	R	H	2B	3B	HR	RBI	TB	SLG%	BB	HBP	SO	GDP	OB%	SF	SH	SB	ATT	PO	A	E	FLD%
2014	.345	18	13	58	9	20	0	1	0	10	22	.379	5	1	6	2	.406	0	0	1	1	20	5	1	.962
2015	.223	33	32	103	14	23	4	0	0	8	27	.262	12	1	32	3	.303	3	1	0	0	24	2	3	.897
2016	.273	45	44	161	23	44	7	4	0	17	59	.366	11	2	47	4	.326	1	5	3	4	76	2	3	.963
2017	.000	4	3	10	1	0	0	0	0	2	0	.000	0	0	2	1	.000	1	0	0	0	9	0	0	1.000
<b>TOTAL</b>	<b>.262</b>	<b>100</b>	<b>92</b>	<b>332</b>	<b>47</b>	<b>87</b>	<b>11</b>	<b>5</b>	<b>0</b>	<b>37</b>	<b>108</b>	<b>.325</b>	<b>28</b>	<b>4</b>	<b>87</b>	<b>10</b>	<b>.322</b>	<b>5</b>	<b>6</b>	<b>4</b>	<b>5</b>	<b>129</b>	<b>9</b>	<b>7</b>	<b>.952</b>

# PLAYER CAREER INFORMATION (SORTED NUMERICALLY)



## #3 JORDAN LaFAVE

| INF | 5-7 | 180 | JR. | R/R | KIRKLAND, WASH. [BELLEVUE COLLEGE]

**2017 Notes:** Made his first collegiate appearance on Feb. 23 against San Francisco, recording two putouts and two assists.

**Prior to UH:** Played two years at Bellevue College in Bellevue, Washington...received 2016 first-team Northwest Athletic Conference (NWAC) all-Northern Region honors at shortstop, aiding the Bulldogs to Northern Region Co-Championship...hit .325 as a soph., with 11 runs and six RBI through 22 games...played alongside current UH teammates Dylan Vchulek and Dominic DeMiero at BC.

SEASON		CAREER
At Bats:	1 vs San Francisco, 2/23/17	Same
Runs:	None	None
Hits:	None	None
RBI:	None	None
Doubles:	None	None
Walks:	None	None
Putouts:	2 vs San Francisco, 2/23/17	Same
Assists:	2 vs San Francisco, 2/23/17	Same

### 2017 GAME-BY-GAME

Date	OPPONENT	GS	AB	R	H	RBI	2B	3B	HR	BB	IBB	SB	CS	HBP	SAC	SF	GDP	K	PO	A	E	Avg
Feb 23	SAN FRANCISCO		1	0	0	0	0	0	0	0	0	0	0	0	0	0	0	1	2	2	0	.000
<b>Totals</b>		<b>0</b>	<b>1</b>	<b>0</b>	<b>0</b>	<b>0</b>	<b>0</b>	<b>0</b>	<b>0</b>	<b>0</b>	<b>0</b>	<b>0</b>	<b>0</b>	<b>0</b>	<b>0</b>	<b>0</b>	<b>0</b>	<b>1</b>	<b>2</b>	<b>2</b>	<b>0</b>	<b>.000</b>

### CAREER STATS

Year	Avg	GP	GS	AB	R	H	2B	3B	HR	RBI	TB	SLG%	BB	HBP	SO	GDP	OB%	SF	SH	SB	ATT	PO	A	E	FLD%
2017	.000	1	0	1	0	0	0	0	0	0	0	.000	0	0	1	0	.000	0	0	0	0	2	2	0	1.000
<b>TOTAL</b>	<b>.000</b>	<b>1</b>	<b>0</b>	<b>1</b>	<b>0</b>	<b>0</b>	<b>0</b>	<b>0</b>	<b>0</b>	<b>0</b>	<b>0</b>	<b>.000</b>	<b>0</b>	<b>0</b>	<b>1</b>	<b>0</b>	<b>.000</b>	<b>0</b>	<b>0</b>	<b>0</b>	<b>0</b>	<b>2</b>	<b>2</b>	<b>0</b>	<b>1.000</b>



## #4 JOHNNY WEEKS

| INF | 5-10 | 185 | JR. | R/R | LONG BEACH, CALIF. [MILLIKAN HS]

**2017 Notes:** Made an off-season position switch and has started 6-of-7 games at second base...hit 1-for-5 with one RBI in the Feb. 18 win over No. 6 NC State...made 10 assists in the NCSU series...hit in three consecutive games against San Francisco, batting .250 (4-for-12) with one walk, one RBI and one run...matched career highs of six assists and four putouts against the Dons.

**2016 Notes:** Started all 53 games primarily at third base, with two starts at shortstop...hit .235 with 16 RBI and a team third best 27 runs scored...also placed third on the team in walks with 21...registered five doubles and an on-base-percentage of .311...had two three-hit games, the first versus West Virginia going 3-for-3, and the other versus Cal Poly going 3-for-4...had 14 multi-hit games, giving him the third most on the team...picked up two doubles in a game versus Long Beach State (5/6), going 2-for-3 with an RBI and run scored...went 6-for-13 in a series at CSU Northridge (4/22-4/24), with two hits in each of three games.

SEASON		CAREER
At Bats:	5 (2x) Last-USF, 2/24/17	6 vs Chicago St., 3/20/16
Runs:	1 (2x) Last-USF, 2/23/17	2 (6x) Last-CSUN, 4/23/16
Hits:	2 vs San Francisco, 2/23/17	3 (3x) Last-Cal Poly, 4/16/16
RBI:	1 (2x) Last-USF, 2/26/17	2 (5x) Last-UC Irvine, 4/2/16
Doubles:	1 vs San Francisco, 2/24/17	2 vs LB State, 5/6/16
Triples:	None	1 (2x) Last-Fullerton, 5/20/16
Home Runs:	None	None
Walks:	1 (2x) Last-USF, 2/23/17	2 (6x) Last-UC Davis, 4/10/16
Stolen Bases:	None	1 vs Chicago St., 3/17/16
Putouts:	4 vs San Francisco, 2/23/17	4 (4x) Last-USF, 2/23/17
Assists:	6 (2x) Last-USF, 2/26/17	6 (3x) Last-USF, 2/26/17

### 2017 GAME-BY-GAME

Date	OPPONENT	GS	AB	R	H	RBI	2B	3B	HR	BB	IBB	SB	CS	HBP	SAC	SF	GDP	K	PO	A	E	Avg
Feb 17	NC STATE	*	3	0	0	0	0	0	0	1	0	0	0	0	0	0	0	1	0	3	0	.000
Feb 18	NC STATE	*	5	1	1	1	0	0	0	0	0	0	0	0	0	0	0	3	1	6	0	.125
Feb 19	NC STATE	*	3	0	0	0	0	0	0	0	0	0	0	0	0	0	0	0	3	1	0	.091
Feb 23	SAN FRANCISCO	*	3	1	2	0	0	0	0	1	0	0	0	0	0	0	0	0	4	3	0	.214
Feb 24	SAN FRANCISCO	*	5	0	1	0	1	0	0	0	0	0	0	0	0	0	2	0	2	4	1	.211
Feb 26	SAN FRANCISCO	*	4	0	1	1	0	0	0	0	0	0	0	0	0	0	0	0	2	6	0	.217
<b>Totals</b>		<b>6</b>	<b>23</b>	<b>2</b>	<b>5</b>	<b>2</b>	<b>1</b>	<b>0</b>	<b>0</b>	<b>2</b>	<b>0</b>	<b>0</b>	<b>0</b>	<b>0</b>	<b>0</b>	<b>0</b>	<b>2</b>	<b>4</b>	<b>12</b>	<b>23</b>	<b>1</b>	<b>.217</b>

### CAREER STATS

Year	Avg	GP	GS	AB	R	H	2B	3B	HR	RBI	TB	SLG%	BB	HBP	SO	GDP	OB%	SF	SH	SB	ATT	PO	A	E	FLD%
2015	.247	33	22	89	10	22	1	1	0	9	25	.281	6	0	25	2	.295	0	6	0	0	23	36	2	.967
2016	.235	53	53	196	27	46	5	1	0	16	53	.270	21	2	24	6	.311	3	11	1	1	46	98	11	.929
2017	.217	6	6	23	2	5	1	0	0	2	6	.261	2	0	4	2	.280	0	0	0	0	12	23	1	.972
<b>TOTAL</b>	<b>.237</b>	<b>92</b>	<b>81</b>	<b>308</b>	<b>39</b>	<b>73</b>	<b>7</b>	<b>2</b>	<b>0</b>	<b>27</b>	<b>84</b>	<b>.273</b>	<b>29</b>	<b>2</b>	<b>53</b>	<b>10</b>	<b>.304</b>	<b>3</b>	<b>17</b>	<b>1</b>	<b>1</b>	<b>81</b>	<b>157</b>	<b>14</b>	<b>.944</b>



# PLAYER CAREER INFORMATION (SORTED NUMERICALLY)



## #5 KEKAI RIOS

C | 5-11 | 200 | SO. | R/R | KAHALU'U, O'AHU [KAMEHAMEHA-KAPALAMA]

**2017 Notes:** Started 6-of-7 games at catcher...went 2-for-3 with one walk, two RBI and one run in Feb. 18 win over No. 6 NC State...collected hits in three games against San Francisco, with his first double of the season coming on Feb. 26.

**2016 Notes:** Big West honorable mention selection...started 48-of 49 games played in, mainly at catcher...second on the team and ninth in BWC batting average, hitting .331...caught 19 runners stealing, good for third most in the conference... third on the team in hits with 52...fourth on the team in runs scored (23), RBI (18), on-base-percentage (.391), and doubles (8)...eighth highest batting average in the BWC, hitting .337...first career home run at CS Northridge (4/23), a game-winner in the 10th inning...picked up three hits in a game a team-leading six times...season-high four runs in a game versus San Francisco (2/28)...went 3-for-4 with three runs scored in a game at #18 CS Fullerton (5/20)...one of just seven freshmen named to the Johnny Bench Award watch list.

	SEASON	CAREER
At Bats:	5 vs San Francisco, 2/23/17	6 vs LB State, 5/7/16
Runs:	1 vs NC State, 2/18/17	4 vs San Francisco, 2/26/16
Hits:	2 vs NC State, 2/18/17	3 (6x) Last-Fullerton, 5/20/16
RBI:	2 vs NC State, 2/18/17	3 (2x) Last-Chicago St., 3/20/16
Doubles:	1 vs San Francisco, 2/26/17	1 (9x) Last-USF, 2/26/17
Triples:	None	None
Home Runs:	None	1 vs CSUN, 4/23/16
Walks:	1 (3x) Last-USF, 2/26/17	2 (2x) Last-UCSB, 5/1/16
Stolen Bases:	None	1 vs Fullerton, 5/20/16
Putouts:	8 vs NC State, 2/17/17	10 vs Chicago St., 3/19/16
Assists:	2 (3x) Last-USF, 2/26/17	3 (4x) Last-UC Irvine, 4/1/16

### 2017 GAME-BY-GAME

Date	OPPONENT	GS	AB	R	H	RBI	2B	3B	HR	BB	IBB	SB	CS	HBP	SAC	SF	GDP	K	PO	A	E	Avg
Feb 17	NC STATE	*	3	0	0	0	0	0	0	0	0	0	0	0	0	0	0	0	8	2	0	.000
Feb 18	NC STATE	*	3	1	2	2	0	0	0	1	0	0	0	1	0	0	0	1	7	1	0	.333
Feb 19	NC STATE	*	4	0	0	0	0	0	0	0	0	0	0	0	0	0	0	1	6	2	0	.200
Feb 23	SAN FRANCISCO	*	5	0	1	0	0	0	0	0	0	0	0	0	0	0	0	1	6	0	0	.200
Feb 24	SAN FRANCISCO	*	4	0	1	0	0	0	0	1	0	0	0	0	0	0	0	3	7	0	0	.211
Feb 25	SAN FRANCISCO	*	0	0	0	0	0	0	0	0	0	0	0	0	0	0	0	0	1	0	0	.211
Feb 26	SAN FRANCISCO	*	3	0	1	0	1	0	0	1	0	0	0	0	0	0	0	0	4	2	0	.227
<b>Totals</b>			<b>6</b>	<b>22</b>	<b>1</b>	<b>5</b>	<b>2</b>	<b>1</b>	<b>0</b>	<b>3</b>	<b>0</b>	<b>0</b>	<b>0</b>	<b>1</b>	<b>0</b>	<b>0</b>	<b>0</b>	<b>6</b>	<b>39</b>	<b>7</b>	<b>0</b>	<b>.227</b>

### CAREER STATS

Year	Avg	GP	GS	AB	R	H	2B	3B	HR	RBI	TB	SLG%	BB	HBP	SO	GDP	OB%	SF	SH	SB	ATT	PO	A	E	FLD%
2016	.331	49	48	157	23	52	8	0	1	18	63	.401	11	5	21	7	.391	1	6	1	2	242	49	5	.983
2017	.227	7	6	22	1	5	1	0	0	2	6	.273	3	1	6	0	.346	0	0	0	0	39	7	0	1.000
<b>TOTAL</b>	<b>.318</b>	<b>56</b>	<b>54</b>	<b>179</b>	<b>24</b>	<b>57</b>	<b>9</b>	<b>0</b>	<b>1</b>	<b>20</b>	<b>69</b>	<b>.385</b>	<b>14</b>	<b>6</b>	<b>27</b>	<b>7</b>	<b>.385</b>	<b>1</b>	<b>6</b>	<b>1</b>	<b>2</b>	<b>281</b>	<b>56</b>	<b>5</b>	<b>.985</b>



## #6 JACOB SNIFFIN

OF | 6-2 | 195 | FR. | L/R | SAN DIEGO, CALIF. [WESTVIEW HS]

**2017 Notes:** Appeared on Feb. 17 as a pinch hitter against No. 6 NC State...played in the outfield against San Francisco on Feb. 25., collecting two putouts, the first of his career.

**Prep:** A 2016 graduate of Westview High School in San Diego, California...played three years of varsity baseball as a starter for the for the Wolverines...holds the Westview career triples record with nine...batted .247 as a senior, collecting 25 RBI and 21 runs, while racking up seven doubles, four home runs and three triples in 32 games...set the season triples record with five in his junior year, while batting .280 with 24 runs, 15 RBI, seven doubles and two home runs...named to the 2015 and 2016 San Diego Tribune All-Academic Teams...played travel ball with the California Lookouts and most recently with the West Coast Clippers...helped coach the CL 13u team last summer...with WCC, earned a bid to the Western Baseball Association All-Star Game, hitting .410 with five home runs...named WBA All-Star MVP after hitting 2-for-2 with the go-ahead home run. Personal: Born in San Diego, Calif...has one older brother and one younger brother...majoring in Business...parents are Jerry and Trena Sniffin of San Diego.

	SEASON	CAREER
At Bats:	4 vs San Francisco, 2/25/17	Same
Runs:	None	None
Hits:	None	None
RBI:	None	None
Doubles:	None	None
Triples:	None	None
Home Runs:	None	None
Stolen Bases:	None	None
Walks:	None	None
Putouts:	2 vs San Francisco, 2/25/17	Same
Assists:	None	None

### 2017 GAME-BY-GAME

Date	OPPONENT	GS	AB	R	H	RBI	2B	3B	HR	BB	IBB	SB	CS	HBP	SAC	SF	GDP	K	PO	A	E	Avg
Feb 17	NC STATE		1	0	0	0	0	0	0	0	0	0	0	0	0	0	0	0	0	0	0	.000
Feb 25	SAN FRANCISCO	*	4	0	0	0	0	0	0	0	0	0	0	0	0	0	0	1	2	0	0	.000
<b>Totals</b>			<b>1</b>	<b>5</b>	<b>0</b>	<b>0</b>	<b>0</b>	<b>0</b>	<b>0</b>	<b>0</b>	<b>0</b>	<b>0</b>	<b>0</b>	<b>0</b>	<b>0</b>	<b>0</b>	<b>0</b>	<b>1</b>	<b>2</b>	<b>0</b>	<b>0</b>	<b>.000</b>

### CAREER STATS

Year	Avg	GP	GS	AB	R	H	2B	3B	HR	RBI	TB	SLG%	BB	HBP	SO	GDP	OB%	SF	SH	SB	ATT	PO	A	E	FLD%
2017	.000	2	1	5	0	0	0	0	0	0	0	.000	0	0	1	0	.000	0	0	0	0	2	0	0	1.000
<b>TOTAL</b>	<b>.000</b>	<b>2</b>	<b>1</b>	<b>5</b>	<b>0</b>	<b>0</b>	<b>0</b>	<b>0</b>	<b>0</b>	<b>0</b>	<b>0</b>	<b>.000</b>	<b>0</b>	<b>0</b>	<b>1</b>	<b>0</b>	<b>.000</b>	<b>0</b>	<b>0</b>	<b>0</b>	<b>0</b>	<b>2</b>	<b>0</b>	<b>0</b>	<b>1.000</b>

# PLAYER CAREER INFORMATION (SORTED NUMERICALLY)



## #7 CHAYCE KA'AUA

|C/INF|5-10|200|R-JR.|R/R|HILO, HAWAI'I [HILO HS]

**2017 Notes:** Has not appeared in any games.

**2016 Notes:** Appeared in 27 games, starting 25 at either designated hitter or catcher...hit .228 with four doubles, 10 RBI, and nine runs scored...finished in a tie for third on the team with three stolen bases...threw out 3-of-8 base stealers and did not commit an error all season...went 3-for-3 with two doubles and two runs in a game at UH-Hilo (2/14)...hit safely in 18-of-27 games played, including a seven game hit streak from 4/25-5/20...had back-to-back two RBI games in the conference opening series versus UC Irvine (4/1, 4/2).

	SEASON	CAREER
<b>At Bats:</b>	6 vs UC Davis, 4/8/16	6 vs UC Davis, 4/8/16
<b>Runs:</b>	3 at UC Riverside, 5/9/15	3 at UC Riverside, 5/9/15
<b>Hits:</b>	3 (4x) Last-UH-Hilo, 2/14/16	3 (4x) Last-UH-Hilo, 2/14/16
<b>RBI:</b>	3 vs UC Davis, 4/3	3 vs UC Davis, 4/3
<b>Doubles:</b>	2 at UH-Hilo, 2/14	2 at UH-Hilo, 2/14
<b>Triples:</b>	None	None
<b>Home Runs:</b>	None	None
<b>Walks:</b>	1 (16x) Last-Cal Poly, 4/15/16	1 (16x) Last-Cal Poly, 4/15/16
<b>Stolen Bases:</b>	1 (5x) Last-UC Irvine, 4/1/16	1 (5x) Last-UC Irvine, 4/1/16
<b>Putouts:</b>	12 vs Oregon, 2/14/15	12 vs Oregon, 2/14/15
<b>Assists:</b>	3 (4x) Last-UCSB, 4/25/15	3 (4x) Last-UCSB, 4/25/15

### 2017 GAME-BY-GAME

Date	OPPONENT	GS	AB	R	H	RBI	2B	3B	HR	BB	IBB	SB	CS	HBP	SAC	SF	GDP	K	PO	A	E	Avg	
Totals																							

### CAREER STATS

Year	Avg	GP	GS	AB	R	H	2B	3B	HR	RBI	TB	SLG%	BB	HBP	SO	GDP	OB%	SF	SH	SB	ATT	PO	A	E	FLD%
2015	.260	47	46	146	21	38	9	0	0	16	47	.322	15	7	20	0	.351	3	4	2	2	294	39	6	.982
2016	.228	27	25	92	9	21	4	0	0	10	25	.272	2	0	14	10	.242	1	5	3	4	34	9	0	1.000
2017	-	-	-	-	-	-	-	-	-	-	-	-	-	-	-	-	-	-	-	-	-	-	-	-	-
<b>TOTAL</b>	<b>.248</b>	<b>74</b>	<b>71</b>	<b>238</b>	<b>30</b>	<b>59</b>	<b>13</b>	<b>0</b>	<b>0</b>	<b>26</b>	<b>72</b>	<b>.303</b>	<b>17</b>	<b>7</b>	<b>34</b>	<b>10</b>	<b>.312</b>	<b>4</b>	<b>9</b>	<b>5</b>	<b>6</b>	<b>328</b>	<b>48</b>	<b>6</b>	<b>.984</b>



## #8 DYLAN VCHULEK

|OF|6-0|180|JR.|R/R|BAINBRIDGE ISLAND, WASH. [BELLEVUE COLLEGE]

**2017 Notes:** Has started all seven games in center field, reaching base in each contest...during opening weekend versus No. 6 NC State, he collected a hit in each game...led UH in the series with NCSU, batting .500 (4-for-8) with three walks, one RBI and two runs...scored a run and had an RBI in the Feb. 26 win over San Francisco.

**Prior to UH:** Played two seasons at Bellevue College in Washington...during his freshman season (2015), was selected as a member of the Northwest All-Region first team and third team Rawlings All-American...led the Northwest Athletic Conference (NWAC) in hitting that season as a first-team all-conference pick, hitting .395 with six doubles and a triple, stealing 12 bases with 28 runs scored...received the 2015 Bellevue Silver Bat Award...as a sophomore, hit a team-high .360, with 16 RBI and 18 runs on 31 hits and 12 walks...used his speed to collect 12 stolen bases...received NWAC Northern Region second-team honors as a sophomore...left BC with a .380 career average and 22 stolen bases...played alongside current UH teammates Jordan LaFave and Dominic DeMiero at BC.

	SEASON	CAREER
<b>At Bats:</b>	5 vs San Francisco, 2/23/17	Same
<b>Runs:</b>	2 vs NC State, 2/18/17	Same
<b>Hits:</b>	2 vs NC State, 2/18/17	Same
<b>RBI:</b>	1 (2x) Last-USF, 2/26/17	Same
<b>Doubles:</b>	None	None
<b>Triples:</b>	None	None
<b>Home Runs:</b>	None	None
<b>Walks:</b>	2 (2x) Last-USF, 2/25/17	Same
<b>Stolen Bases:</b>	None	None
<b>Putouts:</b>	4 vs NC State, 2/17/17	Same
<b>Assists:</b>	None	None


### 2017 GAME-BY-GAME

Date	OPPONENT	GS	AB	R	H	RBI	2B	3B	HR	BB	IBB	SB	CS	HBP	SAC	SF	GDP	K	PO	A	E	Avg
Feb 17	NC STATE	*	3	0	1	0	0	0	0	0	0	0	0	1	0	0	0	0	4	0	0	.333
Feb 18	NC STATE	*	3	2	2	1	0	0	0	1	0	0	0	0	1	0	0	1	3	0	0	.500
Feb 19	NC STATE	*	2	0	1	0	0	0	0	2	0	0	1	0	0	0	0	0	1	0	0	.500
Feb 23	SAN FRANCISCO	*	5	0	1	0	0	0	0	0	0	0	0	0	0	0	0	1	3	0	0	.385
Feb 24	SAN FRANCISCO	*	4	0	0	0	0	0	0	1	1	0	0	1	0	0	0	3	3	0	1	.294
Feb 25	SAN FRANCISCO	*	2	0	0	0	0	0	0	2	0	0	0	0	0	0	0	1	2	0	0	.263
Feb 26	SAN FRANCISCO	*	2	1	0	1	0	0	0	0	0	0	0	1	0	1	0	0	1	0	0	.238
<b>Totals</b>		<b>7</b>	<b>21</b>	<b>3</b>	<b>5</b>	<b>2</b>	<b>0</b>	<b>0</b>	<b>0</b>	<b>6</b>	<b>1</b>	<b>0</b>	<b>1</b>	<b>3</b>	<b>1</b>	<b>1</b>	<b>0</b>	<b>6</b>	<b>17</b>	<b>0</b>	<b>1</b>	<b>.238</b>

### CAREER STATS

Year	Avg	GP	GS	AB	R	H	2B	3B	HR	RBI	TB	SLG%	BB	HBP	SO	GDP	OB%	SF	SH	SB	ATT	PO	A	E	FLD%
2017	.238	7	7	21	3	5	0	0	0	2	5	.238	6	3	6	0	.452	1	1	0	1	17	0	1	.944
<b>TOTAL</b>	<b>.238</b>	<b>7</b>	<b>7</b>	<b>21</b>	<b>3</b>	<b>5</b>	<b>0</b>	<b>0</b>	<b>0</b>	<b>2</b>	<b>5</b>	<b>.238</b>	<b>6</b>	<b>3</b>	<b>6</b>	<b>0</b>	<b>.452</b>	<b>1</b>	<b>1</b>	<b>0</b>	<b>1</b>	<b>17</b>	<b>0</b>	<b>1</b>	<b>.944</b>

# PLAYER CAREER INFORMATION (SORTED NUMERICALLY)



## #9 ETHAN LOPEZ

[OF | 6-0 | 200 | SO. | S/R | WHITTIER, CALIF. [LA MIRADA HS]

**2017 Notes:** Started all three games against No. 6 NC State, two in right field and one as designated hitter...hit 1-for-4 with a double and one run in the Feb. 18 win over NCSU...went 1-for-2 with an RBI as a late-game sub against San Francisco, Feb. 24.

**2016 Notes:** Appeared in 28 games, with 22 starts between second base, third base, right field, and designated hitter...finished third on the team in batting average, hitting .302...led the team in slugging with a percentage of .488, while tying for the lead in home runs with two...went 3-for-4 in stolen bases, tying for third on the team...also doubled six times, with two triples and 15 RBI...led the team in Big West play hitting .392...went on a team-best 16 game hit streak from 4/10-5/22 hitting .407 (22-for-54) during that stretch...hit first career home run, a solo shot, at UC Santa Barbara (5/1)...recorded a career-high three hits in going 3-for-4 with two runs and a triple versus Long Beach State (5/7).

	SEASON	CAREER
<b>At Bats:</b>	5 vs San Francisco, 2/23/17	5 vs San Francisco, 2/23/17
<b>Runs:</b>	1 vs NC State, 2/18/17	2 (2x) Last-Fullerton, 5/20/16
<b>Hits:</b>	1 (2x) Last-USF, 2/24/17	3 vs LB State, 5/7/16
<b>RBI:</b>	1 vs San Francisco, 2/24/17	2 (3x) Last-UC Riverside, 5/15/16
<b>Doubles:</b>	1 vs NC State, 2/18/17	1 (7x) Last-NC State, 2/18/17
<b>Triples:</b>	None	1 (2x) Last-LB State, 5/7/16
<b>Home Runs:</b>	None	1 (2x) CS Fullerton, 5/21/16
<b>Walks:</b>	1 vs NC State, 2/19/17	1 (3x) Last-NC State, 2/19/17
<b>Stolen Bases:</b>	None	1 (3x) Last-Fullerton, 5/20/16
<b>Putouts:</b>	2 vs San Francisco, 2/26/17	6 vs CS Fullerton, 5/21/16
<b>Assists:</b>	None	4 vs Michigan, 3/12/16

### 2017 GAME-BY-GAME

Date	OPPONENT	GS	AB	R	H	RBI	2B	3B	HR	BB	IBB	SB	CS	HBP	SAC	SF	GDP	K	PO	A	E	Avg
Feb 17	NC STATE	*	4	0	0	0	0	0	0	0	0	0	0	0	0	0	0	1	0	0	0	.000
Feb 18	NC STATE	*	4	1	1	0	1	0	0	0	0	0	0	0	0	0	0	1	0	0	0	.125
Feb 19	NC STATE	*	2	0	0	0	0	0	0	1	0	0	1	0	0	0	0	0	1	0	0	.100
Feb 23	SAN FRANCISCO	*	5	0	0	0	0	0	0	0	0	0	0	0	0	0	0	2	0	0	0	.067
Feb 24	SAN FRANCISCO		2	0	1	1	0	0	0	0	0	0	0	0	0	0	0	0	0	0	0	.118
Feb 25	SAN FRANCISCO		2	0	0	0	0	0	0	0	0	0	0	0	0	0	0	1	0	0	0	.105
Feb 26	SAN FRANCISCO	*	3	0	0	0	0	0	0	0	0	0	0	1	0	0	0	0	2	0	0	.091
<b>Totals</b>			<b>5</b>	<b>22</b>	<b>1</b>	<b>2</b>	<b>1</b>	<b>1</b>	<b>0</b>	<b>1</b>	<b>0</b>	<b>0</b>	<b>1</b>	<b>1</b>	<b>0</b>	<b>0</b>	<b>0</b>	<b>5</b>	<b>3</b>	<b>0</b>	<b>0</b>	<b>.091</b>

### CAREER STATS

Year	Avg	GP	GS	AB	R	H	2B	3B	HR	RBI	TB	SLG%	BB	HBP	SO	GDP	OB%	SF	SH	SB	ATT	PO	A	E	FLD%
2016	.302	28	22	86	14	26	6	2	2	15	42	.488	2	0	18	3	.311	2	1	3	4	32	18	5	.909
2017	.091	7	5	22	1	2	1	0	0	1	3	.136	1	1	5	0	.167	0	0	0	1	3	0	0	1.000
<b>TOTAL</b>	<b>.259</b>	<b>35</b>	<b>27</b>	<b>108</b>	<b>15</b>	<b>28</b>	<b>7</b>	<b>2</b>	<b>2</b>	<b>16</b>	<b>45</b>	<b>.417</b>	<b>3</b>	<b>1</b>	<b>23</b>	<b>3</b>	<b>.281</b>	<b>2</b>	<b>1</b>	<b>3</b>	<b>5</b>	<b>35</b>	<b>18</b>	<b>5</b>	<b>.914</b>



## #10 ALEX BAEZA

[INF/LHP | 6-3 | 195 | FR. | L/L | SOUTH JORDAN, UTAH [JORDAN HS]

**2017 Notes:** Has not appeared in any games.

**Prep:** A 2016 graduate of Jordan High School in Sandy, Utah, where he played four years as a first baseman and pitcher, in addition to one season of basketball...named second team 5A all-state as a junior and senior...aided JHS to a UHSAA State Championship during his sophomore season (2014)...as a senior, batted .325 with five doubles, 16 RBI and 16 runs scored, notching a .448 on-base percentage...registered a 3.15 ERA and 4-2 record in 10 senior appearances, striking out 40 in 46.2 innings...during his junior season, went 6-2 with a 2.10 ERA...pitched 60 innings through 11 appearances, collecting 44 strikeouts and a .196 opposing average...also batted .341 in 27 games as a junior, registering six doubles, three triples and a home run, bringing in 22 RBI with 12 runs...played summer ball for the Salt Lake Gulls for two years, hitting .435 in 2015.

	SEASON	CAREER
<b>Innings:</b>	None	None
<b>Runs Allowed:</b>	None	None
<b>Earned Runs:</b>	None	None
<b>Walks Allowed:</b>	None	None
<b>Strikeouts:</b>	None	None
<b>Hits Allowed:</b>	None	None
<b>Assists:</b>	None	None
<b>Putouts:</b>	None	None

### 2017 HITTING GAME-BY-GAME

Date	OPPONENT	GS	AB	R	H	RBI	2B	3B	HR	BB	IBB	SB	CS	HBP	SAC	SF	GDP	K	PO	A	E	Avg	
-	-	-	-	-	-	-	-	-	-	-	-	-	-	-	-	-	-	-	-	-	-	-	-
<b>Totals</b>																							

### 2017 PITCHING GAME-BY-GAME

Date	OPPONENT	GS	IP	H	R	ER	BB	SO	2B	3B	HR	WP	BK	HBP	IBB	Score	W	L	SV	ERA
-	-	-	-	-	-	-	-	-	-	-	-	-	-	-	-	-	-	-	-	-
<b>Totals</b>																				


### HITTING CAREER STATS

Year	Avg	GP	GS	AB	R	H	2B	3B	HR	RBI	TB	SLG%	BB	HBP	SO	GDP	OB%	SF	SH	SB	ATT	PO	A	E	FLD%
2017	-	-	-	-	-	-	-	-	-	-	-	-	-	-	-	-	-	-	-	-	-	-	-	-	-
<b>TOTAL</b>																									

### PITCHING CAREER STATS

Year	ERA	W	L	App	GS	CG	SHO	CBO	SV	IP	H	R	ER	BB	SO	2B	3B	HR	BF	B/Avg	WP	HBP	BK	SFA	SHA
2017	-	-	-	-	-	-	-	-	-	-	-	-	-	-	-	-	-	-	-	-	-	-	-	-	-
<b>TOTAL</b>																									

# PLAYER CAREER INFORMATION (SORTED NUMERICALLY)



## #12 ALEX FITCHETT

|OF|6-4|225|R-SR. |R/L|EL DORADO HILLS, CALIF. [COSUMNES RIVER COLLEGE]

**2017 Notes:** Appeared in two games as a pinch hitter in the series against No. 6 NC State...recorded one hit in one attempt during the Feb. 18 win over NCSU, earning a walk late in the Feb. 19 loss...made his first two starts of the year against San Francisco in the outfield, hitting 1-for-2 with an RBI double on Feb. 25.

**2016 Notes:** Appeared in 43 games, starting 38 primarily in right field...batted .234 with 13 RBI and 12 runs scored...finished tied for fifth on the team in doubles with seven and tied for third in triples with two... was hit by a team-leading seven pitches and ended the season tied for third in stolen bases with three...hit safely in nine straight games from 4/1-4/17, hitting .375 (12-for-32) in that stretch...went 4-for-11 with two RBI and a double and triple in a series versus Cal Poly (4/15-4/17)...hit a double in all three games of a series versus San Francisco (2/26-2/28), along with four RBI...walked three times in his first appearance as a Rainbow Warrior versus New Mexico (2/19).


SEASON		CAREER
<b>At Bats:</b> .....	2 (3x) Last-USF, 2/26/17	5 (2x) Last-CSUN, 4/23/16
<b>Runs:</b> .....	None	1 (12x) Last-UCSB, 5/1/16
<b>Hits:</b> .....	1 (2x) Last-USF, 2/25/17	2 (8x) Last-UCSB, 5/1/16
<b>RBI:</b> .....	1 vs San Francisco, 2/25/17	2 (3x) Last-LB State, 5/6/16
<b>Doubles:</b> .....	1 vs San Francisco, 2/25/17	1 (8x) Last-USF, 2/25/17
<b>Triples:</b> .....	None	1 (2x) Last-Cal Poly, 4/17/16
<b>Home Runs:</b> .....	None	None
<b>Walks:</b> .....	1 (3x) Last-USF, 2/26/17	3 vs New Mexico, 2/19/16
<b>Stolen Bases:</b> .....	None	1 (3x) Last-UC Davis, 4/10/16
<b>Putouts:</b> .....	2 vs San Francisco, 2/24/17	5 (2x) Last-W. Virginia, 3/5/16
<b>Assists:</b> .....	2 vs San Francisco, 2/26/17	2 vs USF, 2/26/17

### 2017 GAME-BY-GAME

Date	OPPONENT	GS	AB	R	H	RBI	2B	3B	HR	BB	IBB	SB	CS	HBP	SAC	SF	GDP	K	PO	A	E	Avg	
Feb 18	NC STATE		1	0	1	0	0	0	0	0	0	0	0	0	0	0	0	0	0	0	0	0	1.000
Feb 19	NC STATE		0	0	0	0	0	0	0	1	0	0	0	0	0	0	0	0	0	0	0	0	1.000
Feb 23	SAN FRANCISCO		1	0	0	0	0	0	0	0	0	0	0	0	0	0	0	1	0	0	0	.500	
Feb 24	SAN FRANCISCO	*	2	0	0	0	0	0	0	1	0	0	0	1	1	0	0	1	2	0	0	.250	
Feb 25	SAN FRANCISCO		2	0	1	1	1	0	0	0	0	0	1	0	0	0	0	0	0	0	0	.333	
Feb 26	SAN FRANCISCO	*	2	0	0	0	0	0	0	1	0	0	1	0	0	0	0	0	2	0	0	.250	
<b>Totals</b>		<b>2</b>	<b>8</b>	<b>0</b>	<b>2</b>	<b>1</b>	<b>1</b>	<b>0</b>	<b>0</b>	<b>3</b>	<b>0</b>	<b>0</b>	<b>2</b>	<b>1</b>	<b>1</b>	<b>0</b>	<b>0</b>	<b>2</b>	<b>4</b>	<b>0</b>	<b>0</b>	<b>.250</b>	

### CAREER STATS

Year	Avg	GP	GS	AB	R	H	2B	3B	HR	RBI	TB	SLG%	BB	HBP	SO	GDP	OB%	SF	SH	SB	ATT	PO	A	E	FLD%
2016	.234	43	38	137	12	32	7	2	0	13	43	.314	9	7	52	0	.314	0	2	3	4	70	1	2	.973
2017	.250	6	2	8	0	2	1	0	0	1	3	.375	3	1	2	0	.500	0	1	0	2	4	0	0	1.000
<b>TOTAL</b>	<b>.234</b>	<b>49</b>	<b>40</b>	<b>145</b>	<b>12</b>	<b>34</b>	<b>8</b>	<b>2</b>	<b>0</b>	<b>14</b>	<b>46</b>	<b>.317</b>	<b>12</b>	<b>8</b>	<b>54</b>	<b>0</b>	<b>.327</b>	<b>0</b>	<b>3</b>	<b>3</b>	<b>6</b>	<b>74</b>	<b>1</b>	<b>2</b>	<b>.974</b>



## #13 ERIC RAMIREZ

|1B|6-0|230|JR. |L/L|EL RIO, CALIF. [RIO MESA HS]

**2017 Notes:** Started each of six appearances at first base...after hard turf/wall contact on Feb. 25, missed the Feb. 26 game; only his second career missed game...hit 2-for-3 Feb. 17 against No. 6 NC State...hit 2-for-5 versus USF on Feb. 23.

**2016 Notes:** Started all 53 games at first base...hit .261 and led the team in RBI with 29 and doubles with 12...also led the team in walks (39) and was tied for second in on-base-percentage (.392)...picked up 49 hits which was good for fourth best on the team...went on two eight game hitting streaks from 2/14-2/28 and 4/1-4/16...went 6-for-11 with three RBI in a series at UC Davis (4/8-4/10)... best offensive performance of the season came versus Santa Clara (3/25), going 3-for-4 with three RBI, two doubles, and two runs scored...doubled two times in a game twice, versus Santa Clara (3/25) and at UC Santa Barbara (4/30)...drove in three runs in a game three times, at UH-Hilo,(2/14), versus Santa Clara (3/25), and at UC Davis (4/10)...hit first career home run versus West Virginia (3/5).

SEASON		CAREER
<b>At Bats:</b> .....	5 (2x) Last-USF, 2/24/17	6 vs LB State, 5/7/16
<b>Runs:</b> .....	None	3 (2x) Last-Chicago St., 3/20/16
<b>Hits:</b> .....	2 (2x) Last-USF, 2/23/17	3 (4x) Last-Santa Clara, 3/25/16
<b>RBI:</b> .....	None	4 at Pepperdine, 2/26/15
<b>Doubles:</b> .....	None	2 (2x) Last-UCSB, 4/30/16
<b>Triples:</b> .....	None	1 vs. Abilene Christian, 5/23/15
<b>Home Runs:</b> .....	None	1 vs W. Virginia, 3/5/16
<b>Walks:</b> .....	3 vs NC State, 2/18/17	3 vs NC State, 2/18/17
<b>Stolen Bases:</b> .....	None	1 (3x) Last-UC Davis, 4/10/16
<b>Putouts:</b> .....	11 vs NC State, 2/18/17	15 (3x) Last-UC Riverside, 5/15/16
<b>Assists:</b> .....	4 vs NC State, 2/19/17	4 (2x) Last-NC State, 2/19/17

### 2017 GAME-BY-GAME

Date	OPPONENT	GS	AB	R	H	RBI	2B	3B	HR	BB	IBB	SB	CS	HBP	SAC	SF	GDP	K	PO	A	E	Avg
Feb 17	NC STATE	*	3	0	2	0	0	0	0	0	0	0	0	0	0	0	0	0	10	0	0	.667
Feb 18	NC STATE	*	2	0	0	0	0	0	0	3	0	0	0	0	0	0	0	0	11	0	0	.400
Feb 19	NC STATE	*	2	0	0	0	0	0	0	2	0	0	0	0	0	0	0	0	8	4	0	.286
Feb 23	SAN FRANCISCO	*	5	0	2	0	0	0	0	0	0	0	0	0	0	0	1	1	7	2	0	.333
Feb 24	SAN FRANCISCO	*	5	0	0	0	0	0	0	0	0	0	0	0	0	0	0	0	6	0	0	.235
Feb 25	SAN FRANCISCO	*	3	0	1	0	0	0	0	1	0	0	0	0	0	0	0	0	10	2	0	.250
<b>Totals</b>		<b>6</b>	<b>20</b>	<b>0</b>	<b>5</b>	<b>0</b>	<b>0</b>	<b>0</b>	<b>0</b>	<b>6</b>	<b>0</b>	<b>0</b>	<b>0</b>	<b>0</b>	<b>0</b>	<b>0</b>	<b>1</b>	<b>1</b>	<b>52</b>	<b>8</b>	<b>0</b>	<b>.250</b>

### CAREER STATS

Year	Avg	GP	GS	AB	R	H	2B	3B	HR	RBI	TB	SLG%	BB	HBP	SO	GDP	OB%	SF	SH	SB	ATT	PO	A	E	FLD%
2015	.270	52	52	185	23	50	4	1	0	29	56	.303	29	3	38	5	.371	4	0	0	0	489	40	6	.989
2016	.261	53	53	188	20	49	12	0	1	29	64	.340	39	3	40	4	.392	2	2	0	0	479	35	3	.994
2017	.250	6	6	20	0	5	0	0	0	5	5	.250	6	0	1	1	.423	0	0	0	0	52	8	0	1.000
<b>TOTAL</b>	<b>.265</b>	<b>111</b>	<b>111</b>	<b>393</b>	<b>43</b>	<b>104</b>	<b>16</b>	<b>1</b>	<b>1</b>	<b>58</b>	<b>125</b>	<b>.318</b>	<b>74</b>	<b>6</b>	<b>79</b>	<b>10</b>	<b>.384</b>	<b>6</b>	<b>2</b>	<b>0</b>	<b>0</b>	<b>1020</b>	<b>83</b>	<b>9</b>	<b>.992</b>



# PLAYER CAREER INFORMATION (SORTED NUMERICALLY)



## #15 JEDD ANDRADE

|OF|5-10|190|JR.|L/L|WAIPAHU, O'AHU [FORT SCOTT CC]

**2017 Notes:** Made first career appearance and start against San Francisco on Feb. 25, recording his first career run.

**Prior to UH:** Played two seasons at Fort Scott Community College in Kansas...received first-team all-Kansas Jayhawk Community College Conference (KJCCC) Eastern and second-team all-NJCAA Region VI honors as a sophomore...led the team and ranked 12th in the conference with a .411 average as a sophomore...across 53 games in 2016, recorded 38 RBI and 58 runs, ranking 14th nationally with 19 doubles and 12th with 42 walks, as well as six home runs...ranked fifth nationally with a .544 on-base percentage...during his freshman season, hit .386 with a .475 on-base percentage through 48 games, registering 38 RBI and 45 runs, nine doubles, four home runs and 24 walks...received Academic All-KJCCC honors during his sophomore year.

SEASON		CAREER
At Bats:	2 vs San Francisco, 2/25/17	Same
Runs:	1 vs San Francisco, 2/25/17	Same
Hits:	None	None
RBI:	None	None
Doubles:	None	None
Triples:	None	None
Home Runs:	None	None
Stolen Bases:	None	None
Walks:	None	None
Putouts:	3 vs San Francisco, 2/25/17	Same
Assists:	None	None

2016, recorded 38 RBI and 58 runs, ranking 14th nationally with 19 doubles and 12th with 42 walks, as well as six home runs...ranked fifth nationally with a .544 on-base percentage...during his freshman season, hit .386 with a .475 on-base percentage through 48 games, registering 38 RBI and 45 runs, nine doubles, four home runs and 24 walks...received Academic All-KJCCC honors during his sophomore year.

### 2017 GAME-BY-GAME

Date	OPPONENT	GS	AB	R	H	RBI	2B	3B	HR	BB	IBB	SB	CS	HBP	SAC	SF	GDP	K	PO	A	E	Avg
Feb 25	SAN FRANCISCO	*	2	1	0	0	0	0	0	0	0	0	0	0	0	0	0	0	3	0	0	.000
<b>Totals</b>		<b>1</b>	<b>2</b>	<b>1</b>	<b>0</b>	<b>0</b>	<b>0</b>	<b>0</b>	<b>0</b>	<b>0</b>	<b>0</b>	<b>0</b>	<b>0</b>	<b>0</b>	<b>0</b>	<b>0</b>	<b>0</b>	<b>0</b>	<b>3</b>	<b>0</b>	<b>0</b>	<b>.000</b>

### CAREER STATS

Year	Avg	GP	GS	AB	R	H	2B	3B	HR	RBI	TB	SLG%	BB	HBP	SO	GDP	OB%	SF	SH	SB	ATT	PO	A	E	FLD%
2017	.000	1	1	2	1	0	0	0	0	0	0	.000	0	0	0	0	.000	0	0	0	0	3	0	0	1.000
<b>TOTAL</b>	<b>.000</b>	<b>1</b>	<b>1</b>	<b>2</b>	<b>1</b>	<b>0</b>	<b>0</b>	<b>0</b>	<b>0</b>	<b>0</b>	<b>0</b>	<b>.000</b>	<b>0</b>	<b>0</b>	<b>0</b>	<b>0</b>	<b>.000</b>	<b>0</b>	<b>0</b>	<b>0</b>	<b>0</b>	<b>3</b>	<b>0</b>	<b>0</b>	<b>1.000</b>



## #17 TYLER MURRAY

|C|6-0|205|R-FR.|R/R|HUNTINGTON BEACH, CALIF. [HUNTINGTON BEACH HS]

**2017 Notes:** Made his first career appearance and start at catcher on Feb. 25, hitting 1-for-4 with one double and a run.

**Prior to UH:** A 2015 graduate of Huntington Beach HS...was a three-year letterman in baseball...first team all-Sunset League selection in baseball in both his senior and junior years (2014-15)...Helped HBHS Oilers baseball team to a 25-8 record in 2015 while recording a .326 average and driving in 32 runs in his senior year...Helped Oilers win the Sunset League title as well as the 2015 CIF Southern Section Division I championship with current UH teammate Logan Pouelson...hit .292 as a junior with an on-base percentage (OBP) of .403, with 15 RBI, six doubles...part of 2014 team tied for the Sunset League title with Fountain Valley HS...Batted .297 with .416 OBP as a sophomore...2015 Perfect Game All-American Calif, Region HM.

SEASON		CAREER
At Bats:	4 vs San Francisco, 2/25/17	Same
Runs:	1 vs San Francisco, 2/25/17	Same
Hits:	1 vs San Francisco, 2/25/17	Same
RBI:	None	None
Doubles:	1 vs San Francisco, 2/25/17	Same
Triples:	None	None
Home Runs:	None	None
Stolen Bases:	None	None
Walks:	None	None
Putouts:	2 vs San Francisco, 2/25/17	Same
Assists:	None	None

year...Helped Oilers win the Sunset League title as well as the 2015 CIF Southern Section Division I championship with current UH teammate Logan Pouelson...hit .292 as a junior with an on-base percentage (OBP) of .403, with 15 RBI, six doubles...part of 2014 team tied for the Sunset League title with Fountain Valley HS...Batted .297 with .416 OBP as a sophomore...2015 Perfect Game All-American Calif, Region HM.

### 2017 GAME-BY-GAME

Date	OPPONENT	GS	AB	R	H	RBI	2B	3B	HR	BB	IBB	SB	CS	HBP	SAC	SF	GDP	K	PO	A	E	Avg
Feb 25	SAN FRANCISCO	*	4	1	1	0	1	0	0	0	0	0	0	0	0	0	1	0	2	0	0	.250
<b>Totals</b>		<b>1</b>	<b>4</b>	<b>1</b>	<b>1</b>	<b>0</b>	<b>1</b>	<b>0</b>	<b>0</b>	<b>0</b>	<b>0</b>	<b>0</b>	<b>0</b>	<b>0</b>	<b>0</b>	<b>0</b>	<b>1</b>	<b>0</b>	<b>2</b>	<b>0</b>	<b>0</b>	<b>.250</b>

### CAREER STATS

Year	Avg	GP	GS	AB	R	H	2B	3B	HR	RBI	TB	SLG%	BB	HBP	SO	GDP	OB%	SF	SH	SB	ATT	PO	A	E	FLD%
2017	.250	1	1	4	1	1	1	0	0	0	2	.500	0	0	0	1	.250	0	0	0	0	2	0	0	1.000
<b>TOTAL</b>	<b>.250</b>	<b>1</b>	<b>1</b>	<b>4</b>	<b>1</b>	<b>1</b>	<b>1</b>	<b>0</b>	<b>0</b>	<b>0</b>	<b>2</b>	<b>.500</b>	<b>0</b>	<b>0</b>	<b>0</b>	<b>1</b>	<b>.250</b>	<b>0</b>	<b>0</b>	<b>0</b>	<b>0</b>	<b>2</b>	<b>0</b>	<b>0</b>	<b>1.000</b>



## #18 ALEX FOGEL

|OF/INF|6-5|200|FR.|R/R|PALOS VERDES, CALIF. [PALOS VERDES HS]

**2017 Notes:** Started all five games played, four in the outfield and one as designated hitter, leaving the Feb. 24 game with an injury...debuted on Feb. 17 against No. 6 NC State with 2-for-3 hitting...batted 1-for-4 with one double, one walk, two runs and one RBI in the Feb. 18 win over NCSU...hit 1-for-4 with a double vs. USF on Feb. 24.

**Prep:** A 2016 graduate of Palos Verdes High School, where he played three years of baseball as an outfielder and infielder...as a junior, batted .243 with 15 RBI and 12 runs scored, notching a .338 on-base percentage...played for Garciaparra Baseball Group (GBG) for 2 years...helped GBG earn Navy Evoshield National Championship...2016 Rawlings-Perfect Game HM All-American

SEASON		CAREER
At Bats:	4 (4x) Last-USF, 2/24/17	Same
Runs:	2 vs NC State, 2/18/17	Same
Hits:	2 vs NC State, 2/17/17	Same
RBI:	1 vs NC State, 2/18/17	Same
Doubles:	1 (2x) Last-USF, 2/24/17	Same
Triples:	None	None
Home Runs:	None	None
Walks:	1 (2x) Last-USF, 2/23/17	Same
Stolen Bases:	None	None
Putouts:	5 vs NC State, 2/23/17	Same
Assists:	None	None

Prep: A 2016 graduate of Palos Verdes High School, where he played three years of baseball as an outfielder and infielder...as a junior, batted .243 with 15 RBI and 12 runs scored, notching a .338 on-base percentage...played for Garciaparra Baseball Group (GBG) for 2 years...helped GBG earn Navy Evoshield National Championship...2016 Rawlings-Perfect Game HM All-American

### 2017 GAME-BY-GAME

Date	OPPONENT	GS	AB	R	H	RBI	2B	3B	HR	BB	IBB	SB	CS	HBP	SAC	SF	GDP	K	PO	A	E	Avg
Feb 17	NC STATE	*	3	0	2	0	0	0	0	0	0	0	0	0	0	0	0	0	0	0	0	.667
Feb 18	NC STATE	*	4	2	1	1	1	0	0	1	0	0	0	0	0	0	0	2	1	0	0	.429
Feb 19	NC STATE	*	4	0	0	0	0	0	0	0	0	0	0	0	0	0	0	0	2	0	0	.273
Feb 23	SAN FRANCISCO	*	4	0	0	0	0	0	1	0	0	0	0	0	0	0	0	2	5	0	0	.200
Feb 24	SAN FRANCISCO	*	4	0	1	0	1	0	0	0	0	0	0	0	0	0	0	1	4	0	0	.211
<b>Totals</b>		<b>5</b>	<b>19</b>	<b>2</b>	<b>4</b>	<b>1</b>	<b>2</b>	<b>0</b>	<b>0</b>	<b>2</b>	<b>0</b>	<b>0</b>	<b>0</b>	<b>0</b>	<b>0</b>	<b>0</b>	<b>0</b>	<b>5</b>	<b>12</b>	<b>0</b>	<b>0</b>	<b>.211</b>

### CAREER STATS

Year	Avg	GP	GS	AB	R	H	2B	3B	HR	RBI	TB	SLG%	BB	HBP	SO	GDP	OB%	SF	SH	SB	ATT	PO	A	E	FLD%
2017	.211	5	5	19	2	4	2	0	0	1	6	.316	2	0	5	0	.286	0	0	0	0	12	0	0	1.000
<b>TOTAL</b>	<b>.211</b>	<b>5</b>	<b>5</b>	<b>19</b>	<b>2</b>	<b>4</b>	<b>2</b>	<b>0</b>	<b>0</b>	<b>1</b>	<b>6</b>	<b>.316</b>	<b>2</b>	<b>0</b>	<b>5</b>	<b>0</b>	<b>.286</b>	<b>0</b>	<b>0</b>	<b>0</b>	<b>0</b>	<b>12</b>	<b>0</b>	<b>0</b>	<b>1.000</b>

# PLAYER CAREER INFORMATION (SORTED NUMERICALLY)



**#20 DUSTIN DEMETER** | INF | 6-1 | 180 | FR. | L/R | GOLETA, CALIF. [DOS PUEBLOS HS]

**2017 Notes:** Started all seven games at shortstop...has reached base in six straight games...hit 1-for-3 with an RBI in the Feb. 18 win over No. 6 NC State...made six assists in the NCSU series...hit in four consecutive games versus San Francisco, hitting 2-for-6 with two RBI and one run in the two series-ending victories...made nine assists and nine putouts in the USF series.

	SEASON	CAREER
At Bats:	4 (2x) Last-USF, 2/25/17	Same
Runs:	1 vs San Francisco, 2/26/17	Same
Hits:	1 (4x) Last-USF, 2/26/17	Same
RBI:	1 (3x) Last-USF, 2/26/17	Same
Doubles:	None	None
Triples:	None	None
Home Runs:	None	None
Walks:	1 vs NC State, 2/19/17	Same
Stolen Bases:	None	None
Putouts:	3 (3x) Last-USF, 2/25/17	Same
Assists:	3 (3x) Last-USF, 2/26/17	Same


**2016 Notes:** A 2016 graduate of Dos Pueblos High School in Goleta, California...played four years of varsity baseball, capped off by an appearance in the 2016 CIF Southern Section Division II semi-final with a 22-9 record, aiding the Chargers to four consecutive Channel League Championships...received postseason honors all four years, as a two-time first team all-Channel League (2015-16) and two-time second team all-Channel League (2013-14) honoree...named to the 2016 CIF Southern Section All-Division 2 Team, MaxPreps California Large Schools All-State second team (utility) and DPHS MVP after batting .374 with 28 runs, 28 RBI, 12 doubles, six home runs and two triples...held a .717 slugging percentage, .470 on-base percentage and stole eight bases...selected in the 38th round (No. 1,133) of the 2016 MLB Draft by the Miami Marlins...played summer ball for the SoCal Halos, earning all-Tournament honors at the 2015 (Arizona Fall Classic) Perfect Game/Evoshield Upperclass National Championship tournament.

## 2017 GAME-BY-GAME

Date	OPPONENT	GS	AB	R	H	RBI	2B	3B	HR	BB	IBB	SB	CS	HBP	SAC	SF	GDP	K	PO	A	E	Avg
Feb 17	NC STATE	*	3	0	0	0	0	0	0	0	0	0	0	0	1	0	0	2	2	2	0	.000
Feb 18	NC STATE	*	3	0	1	1	0	0	0	0	0	0	0	0	1	0	0	1	0	1	0	.167
Feb 19	NC STATE	*	2	0	0	0	0	0	0	1	0	0	0	1	0	0	0	1	3	3	1	.125
Feb 23	SAN FRANCISCO	*	3	0	1	0	0	0	0	0	0	0	0	0	0	0	0	2	3	2	0	.182
Feb 24	SAN FRANCISCO	*	4	0	1	0	0	0	0	0	0	0	0	0	1	0	0	1	1	1	0	.200
Feb 25	SAN FRANCISCO	*	4	0	1	1	0	0	0	0	0	0	0	0	0	0	0	1	3	3	0	.211
Feb 26	SAN FRANCISCO	*	2	1	1	1	0	0	0	0	0	0	0	0	0	1	0	0	2	3	1	.238
<b>Totals</b>			<b>7</b>	<b>21</b>	<b>1</b>	<b>5</b>	<b>3</b>	<b>0</b>	<b>0</b>	<b>1</b>	<b>0</b>	<b>0</b>	<b>0</b>	<b>1</b>	<b>3</b>	<b>1</b>	<b>0</b>	<b>8</b>	<b>14</b>	<b>15</b>	<b>2</b>	<b>.238</b>

## CAREER STATS

Year	Avg	GP	GS	AB	R	H	2B	3B	HR	RBI	TB	SLG%	BB	HBP	SO	GDP	OB%	SF	SH	SB	ATT	PO	A	E	FLD%
2017	.238	7	7	21	1	5	0	0	0	3	5	.238	1	1	8	0	.292	1	3	0	0	14	15	2	.935
<b>TOTAL</b>	<b>.238</b>	<b>7</b>	<b>7</b>	<b>21</b>	<b>1</b>	<b>5</b>	<b>0</b>	<b>0</b>	<b>0</b>	<b>3</b>	<b>5</b>	<b>.238</b>	<b>1</b>	<b>1</b>	<b>8</b>	<b>0</b>	<b>.292</b>	<b>1</b>	<b>3</b>	<b>0</b>	<b>0</b>	<b>14</b>	<b>15</b>	<b>2</b>	<b>.935</b>



**#21 DAYLEN CALICDAN** | INF | 5-9 | 165 | FR. | R/R | HILO, HAWAII [KAMEHAMEHA-HAWAII']

**2017 Notes:** Has not appeared in any games.

**Prep:** A 2016 graduate of Kamehameha Schools-Hawaii', playing four years of varsity, aiding the Warriors to four Big Island Interscholastic Federation (BIIF) Championships and the 2016 Division II State Championship...a three-time all-BIIF selection...named three times to the ScoringLive Division II all-state first team, was the 2016 Hawaii' Division II Player of the Year and BIIF Player of the Year...selected as the 2016 Perfect Game/Rawlings High School Player of the Year for Hawaii'...as senior at Kamehameha, he hit .444 with 28 RBI and 21 runs, logging eight doubles, five triples and walking 14 times...pitched 17.2 innings across seven games, earning a 3-0 record with one save and a 0.85 ERA...led Division II in doubles and RBI, tied for first in triples, ranked second in batting average and tied for fifth in runs...was fourth among all Hawaii' divisions in bat average...as a junior, he hit .404 with 18 RBI and 18 runs, logging three home runs, two doubles and two triples...also pitched 11.2 innings across seven games, going 2-0 with a 0.71 ERA...also played football for one season...maintained a GPA above 3.5 throughout all four years and was on the Principal's List each semester, once reaching the Dean's List with a perfect 4.0.

	SEASON	CAREER
At Bats:	None	None
Runs:	None	None
Hits:	None	None
RBI:	None	None
Doubles:	None	None
Triples:	None	None
Home Runs:	None	None
Stolen Bases:	None	None
Walks:	None	None
Putouts:	None	None
Assists:	None	None

## 2017 GAME-BY-GAME

Date	OPPONENT	GS	AB	R	H	RBI	2B	3B	HR	BB	IBB	SB	CS	HBP	SAC	SF	GDP	K	PO	A	E	Avg	
-	-	-	-	-	-	-	-	-	-	-	-	-	-	-	-	-	-	-	-	-	-	-	-
<b>Totals</b>																							

## CAREER STATS

Year	Avg	GP	GS	AB	R	H	2B	3B	HR	RBI	TB	SLG%	BB	HBP	SO	GDP	OB%	SF	SH	SB	ATT	PO	A	E	FLD%
-	-	-	-	-	-	-	-	-	-	-	-	-	-	-	-	-	-	-	-	-	-	-	-	-	-
<b>TOTAL</b>																									

# PLAYER CAREER INFORMATION (SORTED NUMERICALLY)



## #22 CASEY RYAN

|RHP/UT | 6-4 | 230 | Sr. | R/R | Westlake Village, Calif. [LA Pierce College]

**2017 Notes:** Made one relief appearance against No. 6 NC State on Feb. 19, throwing .1 inning with one strikeout.

**2016 Notes:** Made eight appearances on the mound, along with one start as the designated hitter...pitched 7.1 innings with a record of 0-1 and an ERA of 4.91...went 1.1 innings in first career appearance, striking out two at UH-Hilo (2/13)...also went 2-for-5 at the plate with one RBI.

	SEASON	CAREER
<b>Innings:</b> .....	0.2 vs NC State, 2/19/17 .....	1.2 (2x) Last-CSUN, 4/24/16
<b>Runs Allowed:</b>	1 vs NC State, 2/19/17 .....	2 vs CSUN, 4/24/16
<b>Earned Runs:</b>	1 vs NC State, 2/19/17 .....	2 vs CSUN, 4/24/16
<b>Walks Allowed:</b>	None.....	2 vs New Mexico, 2/22/16
<b>Strikeouts:</b> .....	1 vs NC State, 2/19/17 .....	2 at UH-Hilo, 2/13/16
<b>Hits Allowed:</b>	..1 vs NC State, 2/19/17 .....	3 (2x) Last-CSUN, 4/24/16

### 2017 HITTING/DEFENSE GAME-BY-GAME

Date	OPPONENT	GS	AB	R	H	RBI	2B	3B	HR	BB	IBB	SB	CS	HBP	SAC	SF	GDP	K	PO	A	E	Avg	
Feb 19	NC STATE		0	0	0	0	0	0	0	0	0	0	0	0	0	0	0	0	0	0	0	1	.000
<b>Totals</b>		<b>0</b>	<b>0</b>	<b>0</b>	<b>0</b>	<b>0</b>	<b>0</b>	<b>0</b>	<b>0</b>	<b>0</b>	<b>0</b>	<b>0</b>	<b>0</b>	<b>0</b>	<b>0</b>	<b>0</b>	<b>0</b>	<b>0</b>	<b>0</b>	<b>0</b>	<b>0</b>	<b>1</b>	<b>.000</b>

### 2017 PITCHING GAME-BY-GAME

Date	OPPONENT	GS	IP	H	R	ER	BB	SO	2B	3B	HR	WP	BK	HBP	IBB	Score	W	L	SV	ERA
Feb 19	NC STATE		0.1	0	0	0	0	1	0	0	0	0	0	0	0	1-8	0	0	0	0.00
Feb 23	SAN FRANCISCO		0.0	1	0	0	0	0	0	0	0	0	0	0	0	1-3	0	0	0	0.00
<b>Totals</b>		<b>0</b>	<b>0.1</b>	<b>0</b>	<b>0</b>	<b>0</b>	<b>0</b>	<b>1</b>	<b>0</b>	<b>0</b>	<b>0</b>	<b>0</b>	<b>0</b>	<b>0</b>	<b>0</b>	<b>1-8</b>	<b>0</b>	<b>0</b>	<b>0</b>	<b>0.00</b>

### HITTING CAREER STATS

Year	Avg	GP	GS	AB	R	H	2B	3B	HR	RBI	TB	SLG%	BB	HBP	SO	GDP	OB%	SF	SH	SB	ATT	PO	A	E	FLD%
2016	.400	2	1	5	0	2	0	0	0	1	2	.400	0	0	1	0	.400	0	0	0	0	1	0	0	1.000
2017	.000	0	0	0	0	0	0	0	0	0	0	.000	0	0	0	0	.000	0	0	0	0	0	0	1	.000
<b>TOTAL</b>	<b>.400</b>	<b>2</b>	<b>1</b>	<b>5</b>	<b>0</b>	<b>2</b>	<b>0</b>	<b>0</b>	<b>0</b>	<b>1</b>	<b>2</b>	<b>.400</b>	<b>0</b>	<b>0</b>	<b>1</b>	<b>0</b>	<b>.400</b>	<b>0</b>	<b>0</b>	<b>0</b>	<b>0</b>	<b>1</b>	<b>0</b>	<b>1</b>	<b>.500</b>

### PITCHING CAREER STATS

Year	ERA	W	L	App	GS	CG	SHO	CBO	SV	IP	H	R	ER	BB	SO	2B	3B	HR	BF	B/Avg	WP	HBP	BK	SFA	SHA
2016	4.91	0	1	8	0	0	0	1	0	7.1	10	4	4	7	3	4	0	1	37	.385	3	2	0	1	1
2017	0.00	0	0	2	0	0	0	0	0	0.1	1	0	0	0	1	0	0	0	3	.333	0	0	0	0	0
<b>TOTAL</b>	<b>4.70</b>	<b>0</b>	<b>1</b>	<b>10</b>	<b>0</b>	<b>0</b>	<b>0</b>	<b>1</b>	<b>0</b>	<b>7.2</b>	<b>11</b>	<b>4</b>	<b>4</b>	<b>7</b>	<b>4</b>	<b>4</b>	<b>0</b>	<b>1</b>	<b>40</b>	<b>.379</b>	<b>3</b>	<b>2</b>	<b>0</b>	<b>1</b>	<b>1</b>



## #23 DYLAN THOMAS

|RHP | 6-4 | 195 | R-FR. | R/R | CASTAIC, CALIF. [VALENCIA HS]

**2017 Notes:** Appeared in relief in the Feb. 18 win over No. 6 NC State...although he allowed two home runs, stayed locked in and struck out two batters, throwing 2.0 complete innings...closed out the Feb. 26 win over San Francisco, throwing one inning with one strikeout for his first career save.

**2016 Notes:** Redshirted last year.

	SEASON	CAREER
<b>Innings:</b> .....	2.0 vs NC State, 2/18/17 .....	Same
<b>Runs Allowed:</b>	2 vs NC State, 2/18/17 .....	Same
<b>Earned Runs:</b>	2 vs NC State, 2/18/17 .....	Same
<b>Walks Allowed:</b>	1 vs NC State, 2/18/17 .....	Same
<b>Strikeouts:</b> .....	2 vs NC State, 2/18/17 .....	Same
<b>Hits Allowed:</b>	..3 vs NC State, 2/18/17 .....	Same
<b>Assists:</b> .....	None.....	None
<b>Save:</b> .....	vs San Francisco, 2/26/17 .....	Same

**Prep:** A 2015 graduate of Valencia High School in Valencia, Calif., where he was a two-year letterman in baseball...compiled 68 innings pitched, notching an 8-3 record and 2.78 ERA in 12 starts as a senior with two complete games and one shutout, tallying 45 strikeouts...posted a 1.90 ERA and 6-1 record in 12 starts as a junior, striking out 37 in 55.1 innings pitched...in both seasons, received second-team all-Foothill League honors for his efforts...played two years of club ball for SoCal Halos...received 2015 Perfect Game California Region honorable mention.

### 2017 PITCHING GAME-BY-GAME

Date	OPPONENT	GS	IP	H	R	ER	BB	SO	2B	3B	HR	WP	BK	HBP	IBB	Score	W	L	SV	ERA
Feb 18	NC STATE		2.0	3	2	2	1	2	0	0	2	0	0	0	0	8-3	0	0	0	9.00
Feb 26	SAN FRANCISCO		1.0	1	0	0	0	1	0	0	0	0	0	0	0	3-2	0	0	1	6.00
<b>Totals</b>		<b>0</b>	<b>3.0</b>	<b>4</b>	<b>2</b>	<b>2</b>	<b>1</b>	<b>3</b>	<b>0</b>	<b>0</b>	<b>2</b>	<b>0</b>	<b>0</b>	<b>0</b>	<b>0</b>	<b>11-5</b>	<b>0</b>	<b>0</b>	<b>1</b>	<b>6.00</b>

### PITCHING CAREER STATS

Year	ERA	W	L	App	GS	CG	SHO	CBO	SV	IP	H	R	ER	BB	SO	2B	3B	HR	BF	B/Avg	WP	HBP	BK	SFA	SHA
2017	6.00	0	0	2	0	0	0	0	1	3.0	4	2	2	1	3	0	0	2	14	.308	0	0	0	0	0
<b>TOTAL</b>	<b>6.00</b>	<b>0</b>	<b>0</b>	<b>2</b>	<b>0</b>	<b>0</b>	<b>0</b>	<b>0</b>	<b>1</b>	<b>3.0</b>	<b>4</b>	<b>2</b>	<b>2</b>	<b>1</b>	<b>3</b>	<b>0</b>	<b>0</b>	<b>2</b>	<b>14</b>	<b>.308</b>	<b>0</b>	<b>0</b>	<b>0</b>	<b>0</b>	<b>0</b>

# PLAYER CAREER INFORMATION (SORTED NUMERICALLY)



## #24 JACKSON REES

|RHP|6-5|180|R-JR.|R/R|ALISO VIEJO, CALIF. [SADDLEBACK COLLEGE]

**2017 Notes:** Appeared in relief in the Feb. 19 meeting with No. 6 NC State, pitching 1.1 innings, giving three hits, four earned runs...made his first career start versus San Francisco on Feb. 26, throwing a season-long seven innings with four strikeouts for his first career win.

**Prior to UH:** Played one season at Saddleback College in Mission Viejo, California, missing two seasons due to injury...registered 4-2 record and 2.43 ERA in 13 appearances (10 starts) in 2016, striking out 41 batters across 55.2 innings...averaged 6.63 strikeouts per nine innings on the year...received first-team all-Orange Empire Conference (OEC) honors...was on SC team with former UH pitcher Tyler Brashears.

SEASON		CAREER
Innings:.....	7.0 vs San Francisco, 2/26/17	Same
Runs Allowed: 4	vs NC State, 2/19/17	Same
Earned Runs: 4	vs NC State, 2/19/17	Same
Walks Allowed: 3	vs NC State, 2/19/17	Same
Strikeouts:....	4 vs San Francisco, 2/26/17	Same
Hits Allowed: ..	5 vs San Francisco, 2/26/17	Same
Assists:.....	1 (2x) Last-USF, 2/26/17	Same

### 2017 PITCHING GAME-BY-GAME

Date	OPPONENT	GS	IP	H	R	ER	BB	SO	2B	3B	HR	WP	BK	HBP	IBB	Score	W	L	SV	ERA
Feb 19	NC STATE		1.1	3	4	4	3	0	1	0	0	0	0	0	0	1-8	0	0	0	27.00
Feb 26	SAN FRANCISCO	*	7.0	5	2	2	2	4	2	0	0	2	0	0	0	3-2	1	0	0	6.48
<b>Totals</b>		<b>1</b>	<b>8.1</b>	<b>8</b>	<b>6</b>	<b>6</b>	<b>5</b>	<b>4</b>	<b>3</b>	<b>0</b>	<b>0</b>	<b>2</b>	<b>0</b>	<b>0</b>	<b>0</b>	<b>4-10</b>	<b>1</b>	<b>0</b>	<b>0</b>	<b>6.48</b>

### PITCHING CAREER STATS

Year	ERA	W	L	App	GS	CG	SHO	CBO	SV	IP	H	R	ER	BB	SO	2B	3B	HR	BF	B/Avg	WP	HBP	BK	SFA	SHA
2017	6.48	1	0	2	1	0	0	0	0	8.1	8	6	6	5	4	3	0	0	36	.267	2	0	0	0	1
<b>TOTAL</b>	<b>6.48</b>	<b>1</b>	<b>0</b>	<b>2</b>	<b>1</b>	<b>0</b>	<b>0</b>	<b>0</b>	<b>0</b>	<b>8.1</b>	<b>8</b>	<b>6</b>	<b>6</b>	<b>5</b>	<b>4</b>	<b>3</b>	<b>0</b>	<b>0</b>	<b>36</b>	<b>.267</b>	<b>2</b>	<b>0</b>	<b>0</b>	<b>0</b>	<b>1</b>



## #25 KYLE MITCHELL

|RHP|6-1|205|SR.|R/R|NAPA, CALIF. [SANTA ROSA JC]

**2017 Notes:** Made his first 2017 appearance on Feb. 24 versus San Francisco, throwing a career-long three innings with two strikeouts and one earned run allowed.

**2016 Notes:** Made nine appearances, all in relief...went 1-1 with an ERA of 6.75 in eight innings pitched while recording one save...picked up first career save versus UC Irvine (4/1), striking out one batter in one inning of work...got first career win in a game versus

San Francisco (2/28), pitching 0.2 innings in a 10 inning victory.

SEASON		CAREER
Innings:.....	3.0 vs San Francisco, 2/24/17	3.0 vs USF, 2/24/17
Runs Allowed: 2	vs San Francisco, 2/24/17	7 vs LBSU, 5/7/16
Earned Runs: 1	vs San Francisco, 2/24/17	3 vs LBSU, 5/7/16
Walks Allowed: None		2 vs LBSU, 5/7/16
Strikeouts:....	2 vs San Francisco, 2/24/17	2 (2x) Last-USF, 2/24/17
Hits Allowed: ..	2 vs San Francisco, 2/24/17	4 (2x) Last-LBSU, 5/7/16
Assists:.....	None	1 (2x) Last-LBSU, 5/7/16
Save:.....	None	Same

### 2017 PITCHING GAME-BY-GAME

Date	OPPONENT	GS	IP	H	R	ER	BB	SO	2B	3B	HR	WP	BK	HBP	IBB	Score	W	L	SV	ERA
Feb 24	SAN FRANCISCO		3.0	2	2	1	0	2	1	0	0	0	0	0	0	1-3	0	1	0	3.00
<b>Totals</b>		<b>0</b>	<b>3.0</b>	<b>2</b>	<b>2</b>	<b>1</b>	<b>0</b>	<b>2</b>	<b>1</b>	<b>0</b>	<b>0</b>	<b>0</b>	<b>0</b>	<b>0</b>	<b>0</b>	<b>1-3</b>	<b>0</b>	<b>1</b>	<b>0</b>	<b>3.00</b>

### PITCHING CAREER STATS

Year	ERA	W	L	App	GS	CG	SHO	CBO	SV	IP	H	R	ER	BB	SO	2B	3B	HR	BF	B/Avg	WP	HBP	BK	SFA	SHA
2016	6.75	1	1	9	0	0	0	1	1	8.0	14	14	6	6	4	4	2	1	45	.378	0	0	0	1	1
2017	3.00	0	1	1	0	0	0	0	0	3.0	2	2	1	0	2	1	0	0	13	.154	0	0	0	0	0
<b>TOTAL</b>	<b>5.73</b>	<b>1</b>	<b>2</b>	<b>10</b>	<b>0</b>	<b>0</b>	<b>0</b>	<b>1</b>	<b>1</b>	<b>11.0</b>	<b>16</b>	<b>16</b>	<b>7</b>	<b>6</b>	<b>6</b>	<b>5</b>	<b>2</b>	<b>1</b>	<b>58</b>	<b>.320</b>	<b>0</b>	<b>0</b>	<b>0</b>	<b>1</b>	<b>1</b>



## #26 PATRICK MARTIN

|LHP|6-3|190|R-JR.|L/L|ARLINGTON HEIGHTS, ILL. [HEARTLAND CC]

**2017 Notes:** Appeared in a brief relief appearance on Feb. 17 against No. 6 NC State...made two relief appearances versus San Francisco, throwing 0.2 innings to close the eighth inning on Feb. 25, while earning his first career save with one inning on Feb. 26.

**2016 Notes:** Appeared in nine games, making three starts...finished with a record of 1-2 in 18.2 innings with an ERA of 11.57...struck out 13 batters while walking 16...went five shut-

down innings allowing just one hit and got the win in his first career start against Chicago State (3/20)...pitched two scoreless innings of relief versus Michigan (3/10), striking out four. Prior to UH: Played one season at Heartland Community College in Normal, Ill...registered a record of 3-1 with a 2.66 ERA and 19 strikeouts in 23.2 innings pitched.

SEASON		CAREER
Innings:.....	1.0 vs San Francisco, 2/26/17	5.0 vs Chicago St., 3/20/16
Runs Allowed: 1	vs NC State, 2/17/17	7 vs New Mexico, 2/21/16
Earned Runs: 1	vs NC State, 2/17/17	7 vs New Mexico, 2/21/16
Walks Allowed: 1	vs NC State, 2/17/17	8 vs New Mexico, 2/21/16
Strikeouts:....	None	4 (2x) Last-LMU, 4/25/16
Hits Allowed: ..	None	5 vs New Mexico, 2/21/16
Assists:.....	None	2 vs Chicago St., 3/20/16
Save:.....	vs San Francisco, 2/25/17	vs San Francisco, 2/25/17

### 2017 PITCHING GAME-BY-GAME

Date	OPPONENT	GS	IP	H	R	ER	BB	SO	2B	3B	HR	WP	BK	HBP	IBB	Score	W	L	SV	ERA
Feb 17	NC STATE		0.0	0	1	1	1	0	0	0	0	0	0	0	0	0-4	0	0	0	99.00
Feb 25	SAN FRANCISCO		0.2	0	0	0	0	0	0	0	0	0	0	0	0	3-2	0	0	1	13.50
Feb 26	SAN FRANCISCO		1.0	0	0	0	0	0	0	0	0	0	0	0	0	3-2	0	0	1	5.40
<b>Totals</b>		<b>0</b>	<b>1.2</b>	<b>0</b>	<b>1</b>	<b>1</b>	<b>1</b>	<b>0</b>	<b>0</b>	<b>0</b>	<b>0</b>	<b>0</b>	<b>0</b>	<b>0</b>	<b>0</b>	<b>6-8</b>	<b>0</b>	<b>0</b>	<b>1</b>	<b>5.40</b>

### PITCHING CAREER STATS

Year	ERA	W	L	App	GS	CG	SHO	CBO	SV	IP	H	R	ER	BB	SO	2B	3B	HR	BF	B/Avg	WP	HBP	BK	SFA	SHA
2016	11.57	1	2	9	3	0	0	1	0	18.2	28	25	24	16	13	6	2	4	103	.350	1	5	0	1	1
2017	5.40	0	0	3	0	0	0	0	1	1.2	0	1	1	1	0	0	0	6	.000	0	0	0	0	0	
<b>TOTAL</b>	<b>11.07</b>	<b>1</b>	<b>2</b>	<b>12</b>	<b>3</b>	<b>0</b>	<b>0</b>	<b>1</b>	<b>1</b>	<b>20.1</b>	<b>28</b>	<b>26</b>	<b>25</b>	<b>17</b>	<b>13</b>	<b>6</b>	<b>2</b>	<b>4</b>	<b>109</b>	<b>.329</b>	<b>1</b>	<b>5</b>	<b>0</b>	<b>1</b>	<b>1</b>



# PLAYER CAREER INFORMATION (SORTED NUMERICALLY)



## #27 ISAAC FRIESEN

|RHP|6-3|185|SR.|R/R|LOUISVILLE, COLO. [SEMINOLE STATE COLLEGE]

**2017 Notes:** Has not appeared in any games.

**Prior to UH:** Made 14 appearances, all in relief...pitched 13.2 innings, with a record of 0-0 and an ERA of 7.24...struck out 11 batters and walked seven...pitched one scoreless inning of relief versus Long Beach State (5/7) to keep the game tied in extra innings...went 1.1 innings with one strikeout without allowing a run at UC Santa Barbara.

	SEASON	CAREER
<b>Innings:</b>	.....	2.0 (3x) Last-WVU 3/6/16
<b>Runs Allowed:</b>	.....	3 vs San Francisco, 2/2/16
<b>Earned Runs:</b>	.....	2 (4x) Last vs CSUN, 4/24/16
<b>Walks Allowed:</b>	.....	2 vs New Mexico, 2/20/16
<b>Strikeouts:</b>	.....	3 vs San Francisco, 2/28/16
<b>Hits Allowed:</b>	.....	4 vs San Francisco, 2/28/16
<b>Assists:</b>	.....	1

### 2017 PITCHING GAME-BY-GAME

Date	OPPONENT	GS	IP	H	R	ER	BB	SO	2B	3B	HR	WP	BK	HBP	IBB	Score	W	L	SV	ERA
Totals	-	-	-	-	-	-	-	-	-	-	-	-	-	-	-	-	-	-	-	-

### PITCHING CAREER STATS

Year	ERA	W	L	App	GS	CG	SHO	CBO	SV	IP	H	R	ER	BB	SO	2B	3B	HR	BF	B/Avg	WP	HBP	BK	SFA	SHA
2016	7.24	0	0	14	0	0	0	0	0	13.2	18	13	11	7	11	1	1	1	67	.360	1	6	0	2	2
2017	-	-	-	-	-	-	-	-	-	-	-	-	-	-	-	-	-	-	-	-	-	-	-	-	-
<b>TOTAL</b>	<b>7.24</b>	<b>0</b>	<b>0</b>	<b>14</b>	<b>0</b>	<b>0</b>	<b>0</b>	<b>0</b>	<b>0</b>	<b>13.2</b>	<b>18</b>	<b>13</b>	<b>11</b>	<b>7</b>	<b>11</b>	<b>1</b>	<b>1</b>	<b>1</b>	<b>67</b>	<b>.360</b>	<b>1</b>	<b>6</b>	<b>0</b>	<b>2</b>	<b>2</b>



## #28 BRENDAN HORNING

|RHP|6-3|195|SR.|R/R|CORONA, CALIF. [CHAFFEY COLLEGE]

**2017 Notes:** Started the Feb. 17 season opener against No. 6 NC State, pitching 7.0 innings, allowing two runs on six hits, but matching his career high of nine strikeouts, while only allowing one walk...started the San Francisco opener (Feb. 23), allowing no runs in eight innings, while striking out six with one walk.

**Prior to UH:** Made 16 starts on the mound with 4-7 record...had the second most innings on the team and fifth most in Big West with 101.1...finished with a 3.11 ERA...ranked 11th in BWC and led team with 74 strikeouts to 22 walks...tossed seven shutout innings with six strikeouts and just four hits and picked up the win versus West Virginia (3/3)...also went 8.1 against Chicago State (3/17) without allowing an earned run and striking out eight without walking a batter...picked up the win in the conference opener versus UC Irvine (4/1), going 7.2 without allowing an earned run, with six strikeouts and no walks...set a career-high for strikeouts with nine versus Santa Clara (3/24), pitching 7.1 innings with only one walk.

	SEASON	CAREER
<b>Innings:</b>	..... 8.0 vs San Francisco, 2/23/17	8.1 vs Chicago St., 3/17/16
<b>Runs Allowed:</b>	2 vs NC State, 2/17/17	8 vs UCSB, 4/29/16
<b>Earned Runs:</b>	2 vs NC State, 2/17/17	7 vs UCSB, 4/29/16
<b>Walks Allowed:</b>	1 (2x) Last-USF, 2/23/17	4 vs New Mexico, 2/19/16
<b>Strikeouts:</b>	9 vs NC State, 2/17/17	9 (2x) Last-NC State, 2/17/17
<b>Hits Allowed:</b>	6 (2x) Last-UST, 2/23/17	13 vs LB State, 5/8/16
<b>Assists:</b>	..... None	3 vs UC Riverside, 5/15/16
<b>Putouts:</b>	..... 1 vs San Francisco, 2/23/17	2 vs New Mexico, 2/19/16

### 2017 PITCHING GAME-BY-GAME

Date	OPPONENT	GS	IP	H	R	ER	BB	SO	2B	3B	HR	WP	BK	HBP	IBB	Score	W	L	SV	ERA
Feb 17	NC STATE	*	7.0	6	2	2	1	9	3	0	0	1	0	0	0	0-4	0	1	0	2.57
Feb 23	SAN FRANCISCO	*	8.0	6	0	0	1	6	0	0	0	0	0	1	0	1-3	0	1	0	1.20
<b>Totals</b>		<b>2</b>	<b>15.0</b>	<b>12</b>	<b>2</b>	<b>2</b>	<b>2</b>	<b>15</b>	<b>3</b>	<b>0</b>	<b>0</b>	<b>1</b>	<b>0</b>	<b>1</b>	<b>0</b>	<b>1-7</b>	<b>0</b>	<b>1</b>	<b>0</b>	<b>1.20</b>

### PITCHING CAREER STATS

Year	ERA	W	L	App	GS	CG	SHO	CBO	SV	IP	H	R	ER	BB	SO	2B	3B	HR	BF	B/Avg	WP	HBP	BK	SFA	SHA
2016	3.11	4	7	16	16	0	0	0	0	101.1	116	46	35	22	74	24	3	4	448	.285	4	9	1	3	7
2017	1.20	0	1	2	2	0	0	0	0	15.0	12	2	2	2	15	3	0	0	59	.214	1	1	0	0	0
<b>TOTAL</b>	<b>2.86</b>	<b>4</b>	<b>8</b>	<b>18</b>	<b>18</b>	<b>0</b>	<b>0</b>	<b>0</b>	<b>0</b>	<b>116.1</b>	<b>128</b>	<b>48</b>	<b>37</b>	<b>24</b>	<b>89</b>	<b>27</b>	<b>3</b>	<b>4</b>	<b>507</b>	<b>.276</b>	<b>5</b>	<b>10</b>	<b>1</b>	<b>3</b>	<b>7</b>



## #29 COLIN ASHWORTH

|RHP|6-3|190|JR.|R/R|PLACENTIA, CALIF. [ORANGE COAST COLLEGE]

**2017 Notes:** Made one relief appearance in the Feb. 17 opener against No. 6 NC State, throwing .2 inning with one run allowed on one hit and striking out one batter...threw 1.1 innings with no runs versus San Francisco on Feb. 25, allowing two hits and one walk.

**Prior to UH:** Played sophomore season at Orange Coast College with a 1-1 record and 4.26 ERA in nine appearances, recording 16 strikeouts in 31.2 innings...began collegiate career at Arizona State, redshirting in 2014...selected for ASU Scholar Baller Award in Fall 2014...transferred to Central Arizona College for 2015 season, going 3-1 with a 2.81 ERA in nine appearances, striking out 21 in 25.2 innings...played summer ball with Victoria Harbourcats (Victoria, B.C., Canada), helping team to a West Coast League record at 40-14...pitching for Victoria, posted a 3.81 ERA with a 1-0 record and two saves in 14 appearances, striking out 14 in 28.1 innings.

	SEASON	CAREER
<b>Innings:</b>	..... 1.1 vs San Francisco, 2/25/17	Same
<b>Runs Allowed:</b>	1 vs NC State, 2/19/17	Same
<b>Earned Runs:</b>	1 vs NC State, 2/19/17	Same
<b>Walks Allowed:</b>	1 vs San Francisco, 2/25/17	Same
<b>Strikeouts:</b>	1 vs NC State, 2/19/17	Same
<b>Hits Allowed:</b>	2 vs San Francisco, 2/25/17	Same
<b>Assists:</b>	..... None	None
<b>Save:</b>	..... None	None

### 2017 PITCHING GAME-BY-GAME

Date	OPPONENT	GS	IP	H	R	ER	BB	SO	2B	3B	HR	WP	BK	HBP	IBB	Score	W	L	SV	ERA
Feb 17	NC STATE		0.2	1	1	1	0	1	0	0	0	0	0	0	0	0-4	0	0	0	13.50
Feb 25	SAN FRANCISCO		1.1	2	0	0	1	0	0	0	0	1	0	0	0	3-2	0	0	0	4.50
<b>Totals</b>		<b>0</b>	<b>2.0</b>	<b>3</b>	<b>1</b>	<b>1</b>	<b>1</b>	<b>1</b>	<b>0</b>	<b>0</b>	<b>0</b>	<b>1</b>	<b>0</b>	<b>0</b>	<b>0</b>	<b>3-6</b>	<b>0</b>	<b>0</b>	<b>0</b>	<b>4.50</b>

### PITCHING CAREER STATS

Year	ERA	W	L	App	GS	CG	SHO	CBO	SV	IP	H	R	ER	BB	SO	2B	3B	HR	BF	B/Avg	WP	HBP	BK	SFA	SHA
2017	4.50	0	0	2	0	0	0	0	0	2.0	3	1	1	1	1	0	0	0	10	.333	1	0	0	0	0
<b>TOTAL</b>	<b>4.50</b>	<b>0</b>	<b>0</b>	<b>2</b>	<b>0</b>	<b>0</b>	<b>0</b>	<b>0</b>	<b>0</b>	<b>2.0</b>	<b>3</b>	<b>1</b>	<b>1</b>	<b>1</b>	<b>1</b>	<b>0</b>	<b>0</b>	<b>0</b>	<b>10</b>	<b>.333</b>	<b>1</b>	<b>0</b>	<b>0</b>	<b>0</b>	<b>0</b>

# PLAYER CAREER INFORMATION (SORTED NUMERICALLY)



## #31 NEIL USKALI

|RHP|6-2|195|JR.|R/R|MARINA DEL REY, CALIF. [CUESTA COLLEGE]

**2017 Notes:** Made his first career start on Feb. 19 against No. 6 NC State, pitching 5.0 innings, allowing one earned run on three hits, striking out four with two walks in the loss...in his second start, Feb. 25 versus San Francisco, threw seven innings with two earned runs on six hits, striking out two in his first career win.

**Prior to UH:** Played two seasons at Cuesta College in San Luis Obispo, California, aiding the squad to the 2016 Western State Conference (WSC) North Championship...received first-team all-WSC honors after tallying a 7-3 record and 2.63 ERA in 12 appearances (10 starts) during his sophomore season...registered a team second-most 82 strikeouts and only seven walks through 75.3 innings, averaging 9.8 strikeouts per nine frames...threw three complete games and two shutouts...was named the Cuesta College athlete of the month in April 2016 after registering a 4-0 mark on the month, logging double-digit strikeouts in each start, and a 1.04 ERA in 33 innings...during his freshman season, only saw three innings of action...played summer collegiate ball for the San Luis Obispo Blues in 2014 and the Valley Bears in 2015.

SEASON		CAREER
Innings:.....	7.0 vs San Francisco, 2/25/17	Same
Runs Allowed: 2	(2x) Last-USF, 2/25/17	Same
Earned Runs: 2	vs San Francisco, 2/25/17	Same
Walks Allowed: 2	vs NC State, 2/19/17	Same
Strikeouts:....	4 vs NC State, 2/19/17	Same
Hits Allowed: ..	6 vs San Francisco, 2/25/17	Same
Assists:.....	1 vs San Francisco, 2/25/17	Same
Putouts:.....	1 (2x) Last-USF, 2/25/17	Same

### 2017 PITCHING GAME-BY-GAME

Date	OPPONENT	GS	IP	H	R	ER	BB	SO	2B	3B	HR	WP	BK	HBP	IBB	Score	W	L	SV	ERA
Feb 19	NC STATE	*	5.0	3	2	1	2	4	1	0	0	0	0	0	0	1-8	0	1	0	1.80
Feb 25	SAN FRANCISCO	*	7.0	6	2	2	1	2	2	1	0	0	0	1	0	3-2	1	1	0	2.25
<b>Totals</b>			<b>2</b>	<b>12.0</b>	<b>9</b>	<b>4</b>	<b>3</b>	<b>6</b>	<b>3</b>	<b>1</b>	<b>0</b>	<b>0</b>	<b>0</b>	<b>1</b>	<b>0</b>	<b>4-10</b>	<b>1</b>	<b>1</b>	<b>0</b>	<b>2.25</b>

### PITCHING CAREER STATS

Year	ERA	W	L	App	GS	CG	SHO	CBO	SV	IP	H	R	ER	BB	SO	2B	3B	HR	BF	B/Avg	WP	HBP	BK	SFA	SHA
2017	2.25	1	1	2	2	0	0	0	0	12.0	9	4	3	3	6	3	1	0	49	.205	0	1	0	0	1
<b>TOTAL</b>	<b>2.25</b>	<b>1</b>	<b>1</b>	<b>2</b>	<b>2</b>	<b>0</b>	<b>0</b>	<b>0</b>	<b>0</b>	<b>12.0</b>	<b>9</b>	<b>4</b>	<b>3</b>	<b>3</b>	<b>6</b>	<b>3</b>	<b>1</b>	<b>0</b>	<b>49</b>	<b>.205</b>	<b>0</b>	<b>1</b>	<b>0</b>	<b>0</b>	<b>1</b>



## #32 ZACK CHAN

|INF|6-1|200|FR.|R/R|MANHATTAN BEACH, CALIF. [MIRA COSTA HS]

**2017 Notes:** Made his first collegiate appearance and start at second base on Feb. 25 versus San Francisco...against USF, batted 1-for-2 with a stolen base and a run scored...tallied five assists and three putouts against USF.

**Prep:** 2016 graduate of Mira Costa High in California...played three years of varsity, aiding the Mustangs to consecutive Bay League titles (2015-16)...MCHS earned the prestigious Boras Classic Championship in 2016...first-team all-Bay League and first-team all-Area honors as a senior, hitting .433 with four doubles, 14 runs and 18 RBI... .550 slugging percentage and .547 on-base percentage, stealing seven bases...as a junior, hit .340 with a .475 on-base percentage, logging three doubles, 16 runs and 16 RBI...2016 Rawlings-Perfect Game Honorable Mention All-American California Region and was Underclass High honorable mention twice (2014-15)... ranked No. 101 among California prospects by Perfect Game, ranking No. 11 among the state's third basemen and No. 56 for the position nationally.

SEASON		CAREER
At Bats:.....	2 vs San Francisco, 2/25/17	Same
Runs:.....	1 vs San Francisco, 2/25/17	Same
Hits:.....	1 vs San Francisco, 2/25/17	Same
RBI:.....	None	None
Doubles:.....	None	None
Triples:.....	None	None
Home Runs:....	None	None
Stolen Bases: 1	vs San Francisco, 2/25/17	Same
Walks:.....	None	None
Putouts:.....	3 vs San Francisco, 2/25/17	Same
Assists:.....	5 vs San Francisco, 2/25/17	Same

### 2017 GAME-BY-GAME

Date	OPPONENT	GS	AB	R	H	RBI	2B	3B	HR	BB	IBB	SB	CS	HBP	SAC	SF	GDP	K	PO	A	E	Avg
Feb 25	SAN FRANCISCO	*	2	1	1	0	0	0	0	0	0	1	0	0	1	0	0	1	3	5	0	.500
<b>Totals</b>			<b>1</b>	<b>2</b>	<b>1</b>	<b>1</b>	<b>0</b>	<b>0</b>	<b>0</b>	<b>0</b>	<b>0</b>	<b>1</b>	<b>0</b>	<b>0</b>	<b>1</b>	<b>0</b>	<b>0</b>	<b>1</b>	<b>3</b>	<b>5</b>	<b>0</b>	<b>.500</b>

### CAREER STATS

Year	Avg	GP	GS	AB	R	H	2B	3B	HR	RBI	TB	SLG%	BB	HBP	SO	GDP	OB%	SF	SH	SB	ATT	PO	A	E	FLD%
2017	.500	1	1	2	1	1	0	0	0	0	1	.500	0	0	1	0	.500	0	1	1	1	3	5	0	1.000
<b>TOTAL</b>	<b>.500</b>	<b>1</b>	<b>1</b>	<b>2</b>	<b>1</b>	<b>1</b>	<b>0</b>	<b>0</b>	<b>0</b>	<b>0</b>	<b>1</b>	<b>.500</b>	<b>0</b>	<b>0</b>	<b>1</b>	<b>0</b>	<b>.500</b>	<b>0</b>	<b>1</b>	<b>1</b>	<b>1</b>	<b>3</b>	<b>5</b>	<b>0</b>	<b>1.000</b>

# PLAYER CAREER INFORMATION (SORTED NUMERICALLY)



**#33 DOMINIC DeMIERO** | LHP | 6-2 | 180 | R-SO. | L/L | BRIER, WASH. [BELLEVUE COLLEGE]

**2017 Notes:** Made his first collegiate start and earned the win on Feb. 18 over No. 6 NC State, throwing 7.0 innings with just one run given on six hits, striking out five with two walks...in his second start, Feb. 24 versus San Francisco, went eight innings with one earned run on five hits, striking out five batters.

**Prior to UH:** Played one season as a pitcher at Bellevue College in Washington...received first-team all-Northwest

Athletic Conference (NWAC) honors and was selected as a member of the Northwest-Pacific Association ABCA/Rawlings All-Region first team... started 13 games for Bellevue, going 7-2 with a 2.74 ERA...against NWAC opponents, he pitched three complete games in six starts, recording an 0.94 ERA and 5-0 record...across the season, struck out 79 hitters with 19 walks in 88.2 innings... received the team's Valuable Pitcher and Team MVP Awards...redshirted during his first year at BC due to injury...played alongside UH teammates Dylan Vchulek and Jordan LaFave at Bellevue.

SEASON		CAREER
Innings:.....	8.0 vs San Francisco, 2/24/17	Same
Runs Allowed: 1	(2x) Last-USF, 2/24/17	Same
Earned Runs: 1	(2x) Last-USF, 2/24/17	Same
Walks Allowed: 2	vs NC State, 2/18/17	Same
Strikeouts:.....	5 (2x) Last-USF, 2/24/17	Same
Hits Allowed: ..6	vs NC State, 2/18/17	Same
Assists:.....	8.0 vs San Francisco, 2/24/17	Same
Putouts:.....	Non	None

## 2017 PITCHING GAME-BY-GAME

Date	OPPONENT	GS	IP	H	R	ER	BB	SO	2B	3B	HR	WP	BK	HBP	IBB	Score	W	L	SV	ERA
Feb 18	NC STATE	*	7.0	6	1	1	2	5	1	0	0	0	0	0	0	8-3	1	0	0	1.29
Feb 24	SAN FRANCISCO	*	8.0	5	1	1	1	5	0	0	1	1	0	0	0	1-3	1	0	0	1.20
<b>Totals</b>			<b>2</b>	<b>15.0</b>	<b>11</b>	<b>2</b>	<b>3</b>	<b>10</b>	<b>1</b>	<b>0</b>	<b>1</b>	<b>1</b>	<b>0</b>	<b>0</b>	<b>0</b>	<b>9-6</b>	<b>1</b>	<b>0</b>	<b>0</b>	<b>1.20</b>

## PITCHING CAREER STATS

Year	ERA	W	L	App	GS	CG	SHO	CBO	SV	IP	H	R	ER	BB	SO	2B	3B	HR	BF	B/Avg	WP	HBP	BK	SFA	SHA
2017	1.20	1	0	2	2	0	0	0	0	15.0	11	2	2	3	10	1	0	1	60	.193	1	0	0	0	0
<b>TOTAL</b>	<b>1.20</b>	<b>1</b>	<b>0</b>	<b>2</b>	<b>2</b>	<b>0</b>	<b>0</b>	<b>0</b>	<b>0</b>	<b>15.0</b>	<b>11</b>	<b>2</b>	<b>2</b>	<b>3</b>	<b>10</b>	<b>1</b>	<b>0</b>	<b>1</b>	<b>60</b>	<b>.193</b>	<b>1</b>	<b>0</b>	<b>0</b>	<b>0</b>	<b>0</b>



**#36 MATT RICHARSON** | RHP | 6-2 | 170 | JR. | R/R | LODI, CALIF. [COSUMNES RIVER COLLEGE]

**2017 Notes:** Made his first appearance in the opener against No. 6 NC State, throwing 1.1 innings, allowing one hit and one walk, but no runs...made second relief on Feb. 23 versus San Francisco, throwing 2.1 extra innings with two runs in the loss.

**Prior to UH:** Played two seasons at Cosumnes River College... named to 2016 All-Big 8 Conference second team as a sophomore, with 2-5 record, 4.91 ERA in 14 starts (15 app.), 48 strikeouts in 69.2 innings...went 5-3 in 20 app. (11 starts) as a freshman, striking out 44 in 68.2 innings...played at Cosumnes with current UH teammate Alex Fitchett.

SEASON		CAREER
Innings:.....	2.1 vs San Francisco, 2/23/17	Same
Runs Allowed: 3	vs San Francisco, 2/23/17	Same
Earned Runs: 3	vs San Francisco, 2/23/17	Same
Walks Allowed: 1	vs NC State, 2/17/17	Same
Strikeouts:.....	None	None
Hits Allowed: ..3	vs San Francisco, 2/23/17	Same
Assists:.....	1 vs NC State, 2/17/17	Same
Putouts:.....	None	None
Saves:.....	None	None

## 2017 PITCHING GAME-BY-GAME

Date	OPPONENT	GS	IP	H	R	ER	BB	SO	2B	3B	HR	WP	BK	HBP	IBB	Score	W	L	SV	ERA
Feb 17	NC STATE		1.1	1	0	0	1	0	1	0	0	0	0	0	0	0-4	0	0	0	0.00
Feb 23	SAN FRANCISCO		2.1	3	3	2	0	0	1	0	0	0	0	1	0	1-3	0	1	0	4.91
<b>Totals</b>			<b>0</b>	<b>3.2</b>	<b>4</b>	<b>3</b>	<b>2</b>	<b>1</b>	<b>0</b>	<b>2</b>	<b>0</b>	<b>0</b>	<b>0</b>	<b>1</b>	<b>0</b>	<b>1-7</b>	<b>0</b>	<b>1</b>	<b>0</b>	<b>4.91</b>

## PITCHING CAREER STATS

Year	ERA	W	L	App	GS	CG	SHO	CBO	SV	IP	H	R	ER	BB	SO	2B	3B	HR	BF	B/Avg	WP	HBP	BK	SFA	SHA
2017	4.91	0	1	2	0	0	0	0	0	3.2	4	3	2	1	0	2	0	0	18	.267	0	1	0	0	1
<b>TOTAL</b>	<b>4.91</b>	<b>0</b>	<b>1</b>	<b>2</b>	<b>0</b>	<b>0</b>	<b>0</b>	<b>0</b>	<b>0</b>	<b>3.2</b>	<b>4</b>	<b>3</b>	<b>2</b>	<b>1</b>	<b>0</b>	<b>2</b>	<b>0</b>	<b>0</b>	<b>18</b>	<b>.267</b>	<b>0</b>	<b>1</b>	<b>0</b>	<b>0</b>	<b>1</b>



**#39 TROY KAKUGAWA** | INF | 5-11 | 175 | R-JR. | R/R | MILILANI, O'AHU [PUGET SOUND]

**2017 Notes:** Made his first UH appearance in the Feb. 19 game against No. 6 NC State, coming in as a pinch runner...capitalized on a wild pitch and an error to score UH's lone run in his first game...made his first career start at designated hitter on Feb. 26 against San Francisco, hitting 1-for-3 with his first career double.

**Prior to UH:** Played two seasons at University of Puget Sound in Tacoma, Wash...was awarded North West Conference (NWC)

Scholar-Athletes as a sophomore, battling .300, with .433 SLG in conference games... walk-off, inside-the-park home run in game with Whitman...had 14 RBI in freshman years through 31 games...is a 2013 graduate of Mililani High School in Mililani, Oahu, where he played three years of baseball.

SEASON		CAREER
At Bats:.....	3 vs San Francisco, 2/26/17	Same
Runs:.....	1 vs NC State, 2/19/17	Same
Hits:.....	1 vs San Francisco, 2/26/17	Same
RBI:.....	None	None
Doubles:.....	1 vs San Francisco, 2/26/17	Same
Triples:.....	None	None
Home Runs:..	None	None
Walks:.....	None	None
Stolen Bases:..	None	None
Putouts:.....	None	None
Assists:.....	None	None

## 2017 GAME-BY-GAME

Date	OPPONENT	GS	AB	R	H	RBI	2B	3B	HR	BB	IBB	SB	CS	HBP	SAC	SF	GDP	K	PO	A	E	Avg	
Feb 19	NC STATE		0	1	0	0	0	0	0	0	0	0	0	0	0	0	0	0	0	0	0	0	.000
Feb 26	SAN FRANCISCO	*	3	0	1	0	1	0	0	0	0	0	0	0	0	0	0	0	0	0	0	0	.333
<b>Totals</b>			<b>0</b>	<b>0</b>	<b>1</b>	<b>0</b>	<b>0</b>	<b>0</b>	<b>0</b>	<b>0</b>	<b>0</b>	<b>0</b>	<b>0</b>	<b>0</b>	<b>0</b>	<b>0</b>	<b>0</b>	<b>0</b>	<b>0</b>	<b>0</b>	<b>0</b>	<b>0</b>	<b>.000</b>

## CAREER STATS

Year	Avg	GP	GS	AB	R	H	2B	3B	HR	RBI	TB	SLG%	BB	HBP	SO	GDP	OB%	SF	SH	SB	ATT	PO	A	E	FLD%
2017	.333	2	1	3	1	1	1	0	0	0	2	.667	0	0	0	0	.333	0	0	0	0	0	0	0	.000
<b>TOTAL</b>	<b>.333</b>	<b>2</b>	<b>1</b>	<b>3</b>	<b>1</b>	<b>1</b>	<b>1</b>	<b>0</b>	<b>0</b>	<b>0</b>	<b>2</b>	<b>.667</b>	<b>0</b>	<b>0</b>	<b>0</b>	<b>0</b>	<b>.333</b>	<b>0</b>	<b>0</b>	<b>0</b>	<b>0</b>	<b>0</b>	<b>0</b>	<b>0</b>	<b>.000</b>



# PLAYER CAREER INFORMATION (SORTED NUMERICALLY)



## #40 MATT ESTES

LHP | 6-1 | 205 | JR. | L/L | NAPA, CALIF. [SANTA ROSA JC]

**2017 Notes:** Made his first collegiate appearance in the third game against No. 6 NC State, throwing 1.2 innings with no runs, one walk and one strikeout...threw 0.2 inning of relief on Feb. 23.

**Prior to UH:** Played two seasons at Santa Rosa JC in Santa Rosa, Calif...during his sophomore season, pitch 73.0 innings, earning a 8-1 record and 2.96 ERA...assisted team in winning 2016 CCCAA State Championship...second team all-Big 8

Conference selection.

	SEASON	CAREER
<b>Innings:</b> .....	1.2 vs NC State, 2/19/17	Same
<b>Runs Allowed:</b>	None	None
<b>Earned Runs:</b>	None	None
<b>Walks Allowed:</b>	1 vs NC State, 2/19/17	Same
<b>Strikeouts:</b> ....	1 vs NC State, 2/19/17	Same
<b>Hits Allowed:</b> ..	1 vs NC State, 2/19/17	Same
<b>Assists:</b> .....	None	None
<b>Putouts:</b> .....	2 vs NC State, 2/19/17	Same

### 2017 PITCHING GAME-BY-GAME

Date	OPPONENT	GS	IP	H	R	ER	BB	SO	2B	3B	HR	WP	BK	HBP	IBB	Score	W	L	SV	ERA
Feb 19	NC STATE		1.2	1	0	0	1	1	0	0	0	1	0	0	0	1-8	0	0	0	0.00
Feb 23	SAN FRANCISCO		0.2	0	0	0	0	0	0	0	0	1	0	1	0	1-3	0	0	0	0.00
<b>Totals</b>		<b>0</b>	<b>2.1</b>	<b>1</b>	<b>0</b>	<b>0</b>	<b>1</b>	<b>1</b>	<b>0</b>	<b>0</b>	<b>0</b>	<b>2</b>	<b>0</b>	<b>1</b>	<b>0</b>	<b>2-11</b>	<b>0</b>	<b>0</b>	<b>0</b>	<b>0.00</b>

### PITCHING CAREER STATS

Year	ERA	W	L	App	GS	CG	SHO	CBO	SV	IP	H	R	ER	BB	SO	2B	3B	HR	BF	B/Avg	WP	HBP	BK	SFA	SHA
2017	0.00	0	0	2	0	0	0	0	0	2.1	1	0	0	1	1	0	0	0	9	.143	2	1	0	0	0
<b>TOTAL</b>	<b>0.00</b>	<b>0</b>	<b>0</b>	<b>2</b>	<b>0</b>	<b>0</b>	<b>0</b>	<b>0</b>	<b>0</b>	<b>2.1</b>	<b>1</b>	<b>0</b>	<b>0</b>	<b>1</b>	<b>1</b>	<b>0</b>	<b>0</b>	<b>0</b>	<b>9</b>	<b>.143</b>	<b>2</b>	<b>1</b>	<b>0</b>	<b>0</b>	<b>0</b>



## #41 BRODY HAGEL-PITT

RHP | 6-6 | 260 | JR. | R/R | ARVADA, COLO. [IOWA WESTERN CC]

**2017 Notes:** Made his first appearance in the finale against No. 6 NC State, throwing 0.2 inning, allowing one double and one walk with no runs allowed.

**Prior to UH:** Played two seasons at Iowa Western Community College in Council Bluffs, Iowa...aided the Reivers to consecutive NJCAA World Series (2016) appearances, as well as consecutive Northern District Tournament and Regional Tournament

Championships...IWCC finished the 2016 season ranked fifth nationally and fourth in 2015...named all-Region XI second team as a sophomore after tallying a 7-1 record and 3.99 ERA through 13 appearances (nine starts), striking out 51 in 47.1 innings... was a first-team all-Region XI selection as a freshman with a 7-2 record and 3.24 ERA in 12 appearances largely in relief...struck out 54 in 50.0 innings.

	SEASON	CAREER
<b>Innings:</b> .....	0.2 vs NC State, 2/19/17	Same
<b>Runs Allowed:</b>	2 vs NC State, 2/19/17	Same
<b>Earned Runs:</b>	None	None
<b>Walks Allowed:</b>	1 vs NC State, 2/19/17	Same
<b>Strikeouts:</b> ....	None	None
<b>Hits Allowed:</b> ..	1 vs NC State, 2/19/17	Same
<b>Assists:</b> .....	None	None
<b>Putouts:</b> .....	None	None

### 2017 PITCHING GAME-BY-GAME

Date	OPPONENT	GS	IP	H	R	ER	BB	SO	2B	3B	HR	WP	BK	HBP	IBB	Score	W	L	SV	ERA
Feb 19	NC STATE		0.2	1	2	0	1	0	1	0	0	0	0	0	0	1-8	0	0	0	0.00
<b>Totals</b>		<b>0</b>	<b>0.2</b>	<b>1</b>	<b>2</b>	<b>0</b>	<b>1</b>	<b>0</b>	<b>1</b>	<b>0</b>	<b>0</b>	<b>0</b>	<b>0</b>	<b>0</b>	<b>0</b>	<b>1-8</b>	<b>0</b>	<b>0</b>	<b>0</b>	<b>0.00</b>

### PITCHING CAREER STATS

Year	ERA	W	L	App	GS	CG	SHO	CBO	SV	IP	H	R	ER	BB	SO	2B	3B	HR	BF	B/Avg	WP	HBP	BK	SFA	SHA
2017	0.00	0	0	1	0	0	0	0	0	0.2	1	2	0	1	0	1	0	0	5	.250	0	0	0	0	0
<b>TOTAL</b>	<b>0.00</b>	<b>0</b>	<b>0</b>	<b>1</b>	<b>0</b>	<b>0</b>	<b>0</b>	<b>0</b>	<b>0</b>	<b>0.2</b>	<b>1</b>	<b>2</b>	<b>0</b>	<b>1</b>	<b>0</b>	<b>1</b>	<b>0</b>	<b>0</b>	<b>5</b>	<b>.250</b>	<b>0</b>	<b>0</b>	<b>0</b>	<b>0</b>	<b>0</b>



## #42 CHRIS APECECHEA

RHP | 5-7 | 165 | FR. | R/R | SAN MATEO, CALIF. [JUNIPERO SERRA HS]

**2017 Notes:** Has not appeared in any games.

**Prep:** A 2016 graduate of Junipero Serra High School in San Mateo, California, where he played two years of varsity baseball...aided the team to 2016 titles for both the West Coast Athletic League (WCAL) regular season and WCAL postseason, while receiving second-team all-WCAL honors as a pitcher...as a senior, earned a 6-1 record and 2.05 ERA, striking out 25 in 61.1 innings...

received an abundance of honors as a junior, with selections as first team all-WCAL, second team all-Bay Area and was a CalHiSports all-state nominee...as a junior, his ERA was 1.77 with a 3-4 record, striking out 27 versus only 10 walks in 51.1 innings...held 2015 opponents to a .221 average...tossed complete games against nationally ranked St. Francis, De La Salle and Valley Christian...was named the 2015 Serra Pitcher of the Year and picked up state-wide Player of the Week honors from the Central Coast Section and CalHiSports...was a member of the National Honor Society, and received the Edge Youth Award, Most Outstanding Student Award and Serra Business Award...played club baseball for five years for the Danville Zoots, West Coast Federals and Trosky Baseball.

	SEASON	CAREER
<b>Innings:</b> .....	None	None
<b>Runs Allowed:</b>	None	None
<b>Earned Runs:</b>	None	None
<b>Walks Allowed:</b>	None	None
<b>Strikeouts:</b> ....	None	None
<b>Hits Allowed:</b> ..	None	None
<b>Assists:</b> .....	None	None
<b>Putouts:</b> .....	None	None

### 2017 PITCHING GAME-BY-GAME

Date	OPPONENT	GS	IP	H	R	ER	BB	SO	2B	3B	HR	WP	BK	HBP	IBB	Score	W	L	SV	ERA
-	-	-	-	-	-	-	-	-	-	-	-	-	-	-	-	-	-	-	-	-
<b>Totals</b>		-	-	-	-	-	-	-	-	-	-	-	-	-	-	-	-	-	-	-

### CAREER PITCHING STATS

Year	ERA	W	L	App	GS	CG	SHO	CBO	SV	IP	H	R	ER	BB	SO	2B	3B	HR	BF	B/Avg	WP	HBP	BK	SFA	SHA
2017	-	-	-	-	-	-	-	-	-	-	-	-	-	-	-	-	-	-	-	-	-	-	-	-	-
<b>TOTAL</b>	-	-	-	-	-	-	-	-	-	-	-	-	-	-	-	-	-	-	-	-	-	-	-	-	-



# PLAYER CAREER INFORMATION (SORTED NUMERICALLY)



**#44 LOGAN POUENSEN** | INF/RHP | 6-1 | 225 | FR. | L/R | HUNTINGTON BEACH, CALIF. [HUNTINGTON BEACH HS]

**2017 Notes:** Made his first career appearance as a pinch hitter on Feb. 18 against No. 6 NC State...made his first start vs. NCSU on Feb. 19 as designated hitter, earning one walk...started three games versus San Francisco, twice as designated hitter and once at first base...collected his first career hit on Feb. 24 and made another on Feb. 25, batting 2-for-5 across the stretch...scored his first career run on Feb. 26 after reaching on an error.

	SEASON	CAREER
<b>At Bats:</b>	3 (2x) Last-USF, 2/26/17	Same
<b>Runs:</b>	1 vs San Francisco, 2/26/17	Same
<b>Hits:</b>	1 (2x) Last-USF, 2/26/17	Same
<b>RBI:</b>	None	None
<b>Doubles:</b>	None	None
<b>Triples:</b>	None	None
<b>Home Runs:</b>	None	None
<b>Walks:</b>	1 vs NC State, 2/19/17	Same
<b>Stolen Bases:</b>	None	None
<b>Putouts:</b>	13 vs San Francisco, 2/26/17	Same
<b>Assists:</b>	None	None

**Prep:** A 2016 graduate of Huntington Beach High School in California...played four years of varsity baseball, helping the Oilers to a 25-8 record in 2015 and a first-ever CIF Southern Section Division 1 Championship, playing alongside current UH teammate Tyler Murray...as a junior, allowed zero earned runs and struck out eight in 10.1 innings...aided the team to consecutive Sunset League titles (2014-15)...selected as a 2015 Perfect Game USA first team Underclass All-American and CalHiSports All-State first team Underclass All-American...also 2015 CIF-Southern Section Division 1 first team selection...a three-time first-team all-Sunset League selection, but a senior season injury in February 2016 prevented a fourth - was batting .444 at the time... was ranked No. 29 among California prospects by Perfect Game and ranked No. 220 in the Top 500 Prospects...hit .280 as a sophomore with 10 runs and 19 RBI, batting .330 with 13 runs and 20 RBI as a freshman, leading HBHS to the second round of the CIF-SS playoffs and his selection as Sunset League Co-Rookie of the Year... also played for the Milwaukee Brewers at the 2015 Area Code Games in Long Beach, Calif...was a member of the 2013 USA Baseball 15U National Team Roster as a utility player in the COPABE Pan American Games in Columbia - retired three consecutive batters in the seventh inning of the title game, two by strikeouts, to preserve a 6-1 victory over Cuba and a gold medal for Team USA.

## 2017 HITTING GAME-BY-GAME

Date	OPPONENT	GS	AB	R	H	RBI	2B	3B	HR	BB	IBB	SB	CS	HBP	SAC	SF	GDP	K	PO	A	E	Avg	
Feb 18	NC STATE		1	0	0	0	0	0	0	0	0	0	0	0	0	0	0	0	0	0	0	0	.000
Feb 19	NC STATE	*	2	0	0	0	0	0	0	1	0	0	0	0	0	0	0	0	0	0	0	0	.000
Feb 24	SAN FRANCISCO	*	3	0	1	0	0	0	0	0	0	0	0	0	0	0	0	1	0	0	0	0	.167
Feb 25	SAN FRANCISCO	*	2	0	1	0	0	0	0	0	0	0	0	0	0	0	0	0	0	0	0	0	.250
Feb 26	SAN FRANCISCO	*	3	1	0	0	0	0	0	0	0	0	0	0	0	0	0	1	13	0	0	0	.182
<b>Totals</b>			<b>4</b>	<b>11</b>	<b>1</b>	<b>2</b>	<b>0</b>	<b>0</b>	<b>0</b>	<b>1</b>	<b>0</b>	<b>0</b>	<b>0</b>	<b>0</b>	<b>0</b>	<b>0</b>	<b>0</b>	<b>2</b>	<b>13</b>	<b>0</b>	<b>0</b>	<b>0</b>	<b>.182</b>

## 2017 PITCHING GAME-BY-GAME

Date	OPPONENT	GS	IP	H	R	ER	BB	SO	2B	3B	HR	WP	BK	HBP	IBB	Score	W	L	SV	ERA	
-	-	-	-	-	-	-	-	-	-	-	-	-	-	-	-	-	-	-	-	-	-
<b>Totals</b>																					

## HITTING CAREER STATS

Year	Avg	GP	GS	AB	R	H	2B	3B	HR	RBI	TB	SLG%	BB	HBP	SO	GDP	OB%	SF	SH	SB	ATT	PO	A	E	FLD%
2017	.182	5	4	11	1	2	0	0	0	0	2	.182	1	0	2	0	.250	0	0	0	0	13	0	0	1.000
<b>TOTAL</b>	<b>.182</b>	<b>5</b>	<b>4</b>	<b>11</b>	<b>1</b>	<b>2</b>	<b>0</b>	<b>0</b>	<b>0</b>	<b>0</b>	<b>2</b>	<b>.182</b>	<b>1</b>	<b>0</b>	<b>2</b>	<b>0</b>	<b>.250</b>	<b>0</b>	<b>0</b>	<b>0</b>	<b>0</b>	<b>13</b>	<b>0</b>	<b>0</b>	<b>1.000</b>

## PITCHING CAREER STATS

Year	ERA	W	L	App	GS	CG	SHO	CBO	SV	IP	H	R	ER	BB	SO	2B	3B	HR	BF	B/Avg	WP	HBP	BK	SFA	SHA
2017	-	-	-	-	-	-	-	-	-	-	-	-	-	-	-	-	-	-	-	-	-	-	-	-	-
<b>TOTAL</b>																									



**#45 DAVID NOWORYTA** | C | 6-4 | 195 | R-SO. | R/R | HAINESPORT, N.J. [HOLY CROSS ACADEMY]

**2017 Notes:** Has not appeared in any games.

**2016 Notes:** Appeared in 10 games, making one start at catcher...hit .250 with one RBI and one double...went 1-for-3 in first career start versus Michigan (3/12)...picked up first career RBI versus Chicago State (3/20) on a bases loaded walk and later came around to score first career run...first career extra-base hit came at Loyola Marymount (4/25) on a double to right field.

	SEASON	CAREER
<b>At Bats:</b>	None	3 vs Michigan, 3/12/16
<b>Runs:</b>	None	1 vs Chicago St., 3/20/16
<b>Hits:</b>	None	1 (3x) Last-UCSB, 4/29/16
<b>RBI:</b>	None	None
<b>Doubles:</b>	None	1 vs LMU, 4/25/16
<b>Triples:</b>	None	None
<b>Home Runs:</b>	None	None
<b>Walks:</b>	None	1 vs Chicago St., 3/20/16
<b>Stolen Bases:</b>	None	None
<b>Putouts:</b>	None	6 vs Michigan, 3/12/16
<b>Assists:</b>	None	1 (3x) Last-UC Davis, 4/8/16

## 2017 GAME-BY-GAME

Date	OPPONENT	GS	AB	R	H	RBI	2B	3B	HR	BB	IBB	SB	CS	HBP	SAC	SF	GDP	K	PO	A	E	Avg	
-	-	-	-	-	-	-	-	-	-	-	-	-	-	-	-	-	-	-	-	-	-	-	-
<b>Totals</b>																							

## CAREER STATS

Year	Avg	GP	GS	AB	R	H	2B	3B	HR	RBI	TB	SLG%	BB	HBP	SO	GDP	OB%	SF	SH	SB	ATT	PO	A	E	FLD%
2016	.250	10	1	12	1	3	1	0	0	1	4	.333	1	0	1	0	.308	0	0	0	0	23	3	0	1.000
2017	-	-	-	-	-	-	-	-	-	-	-	-	-	-	-	-	-	-	-	-	-	-	-	-	-
<b>TOTAL</b>	<b>.250</b>	<b>10</b>	<b>1</b>	<b>12</b>	<b>1</b>	<b>3</b>	<b>1</b>	<b>0</b>	<b>0</b>	<b>1</b>	<b>4</b>	<b>.333</b>	<b>1</b>	<b>0</b>	<b>1</b>	<b>0</b>	<b>.308</b>	<b>0</b>	<b>0</b>	<b>0</b>	<b>0</b>	<b>23</b>	<b>3</b>	<b>0</b>	<b>1.000</b>

# 2017 UNIVERSITY OF HAWAI'I BASEBALL VISUAL ROSTER



**1 \* INF  
JOSH  
ROJAS**



**2 \* OF  
MARCUS  
DOI**



**3 \* INF  
JORDAN  
LaFAVE**



**4 \* INF  
JOHNNY  
WEEKS**



**5 \* C  
KEKAI  
RIOS**



**6 \* OF  
JACOB  
SNIFFIN**



**7 \* C/INF  
CHAYCE  
KA'AUA**



**8 \* OF  
DYLAN  
VCHULEK**



**9 \* OF  
ETHAN  
LOPEZ**



**10 \* INF/LHP  
ALEX  
BAEZA**



**12 \* OF  
ALEX  
FITCHETT**



**13 \* 1B  
ERIC  
RAMIREZ**



**15 \* OF  
JEDD  
ANDRADE**



**17 \* C  
TYLER  
MURRAY**



**18 \* OF  
ADAM  
FOGEL**



**19\* RHP/1B  
CARTER  
LOEWEN**



**20 \* SS  
DUSTIN  
DEMETER**



**21 \* INF  
DAYLEN  
CALICDAN**



**22 \* RHP  
CASEY  
RYAN**



**23 \* RHP  
DYLAN  
THOMAS**



**24 \* RHP  
JACKSON  
REES**



**25 \* RHP  
KYLE  
MITCHELL**



**26 \* LHP  
PATRICK  
MARTIN**



**27 \* RHP  
ISAAC  
FRIESEN**



**28 \* RHP  
BRENDAN  
HORNING**



**29 \* RHP  
COLIN  
ASHWORTH**



**31 \* RHP  
NEIL  
USKALI**



**32 \* INF  
ZACK  
CHAN**



**33 \* LHP  
DOMINIC  
DeMIERO**



**36 \* RHP  
MATT  
RICHARDSON**



**39 \* INF  
TROY  
KAKUGAWA**



**40 \* LHP  
MATT  
ESTES**



**41 \* RHP  
BRODY  
HAGEL-PITT**



**42 \* INF  
CHRIS  
APECECHEA**



**44 \* INF/RHP  
LOGAN  
POUELSEN**



**45 \* C  
DAVID  
NOWORYTA**