



# 2018 TOLEDO BASEBALL GAME NOTES

Baseball Contact: Chris Cullum  
C: 630-220-4147  
O: 419-530-4913  
christopher.cullum@utoledo.edu

@ToledoBaseball

**FEBRUARY 16-18, 2018 | SUNSHINE STATE SERIES | KISSIMMEE, FLA.**

## 2018 Schedule

Date	Opponent	Time
Feb. 16	Iowa %	6:30 p.m.
Feb. 17	St. Louis %	3:00 p.m.
Feb. 17	Pitt %	6:30 p.m.
Feb. 18	St. Louis %	11:00 a.m.
Feb. 23	Austin Peay	3:00 p.m.
Feb. 24	Austin Peay	1:00 p.m.
Feb. 25	Austin Peay	1:00 p.m.
March 2	LSU #	7:00 p.m.
March 3	Southeastern Louisiana #	1:00 p.m.
March 4	Sacred Heart #	11:00 a.m.
March 6	Southeastern Louisiana #	6:00 p.m.
March 9	Georgia	6:00 p.m.
March 10	Georgia	2:00 p.m.
March 11	Georgia	1:00 p.m.
<b>MARCH 14</b>	<b>FINDLAY</b>	<b>3:05 P.M.</b>
March 16	Cincinnati	4:00 p.m.
March 17	Cincinnati	1:00 p.m.
March 18	Cincinnati	1:00 p.m.
<b>MARCH 21</b>	<b>YOUNGSTOWN STATE</b>	<b>3:05 P.M.</b>
March 23	Western Michigan*	3:00 p.m.
March 24	Western Michigan*	1:00 p.m.
March 25	Western Michigan*	1:00 p.m.
<b>MARCH 27</b>	<b>DEFIANCE COLLEGE</b>	<b>3:05 P.M.</b>
March 28	Ohio State	6:35 p.m.
March 30	Miami (Ohio)*	5:00 p.m.
March 31	Miami (Ohio)*	4:00 p.m.
April 1	Miami (Ohio)*	1:00 p.m.
April 4	Michigan	4:00 p.m.
<b>APRIL 6</b>	<b>OHIO*</b>	<b>3:05 P.M.</b>
<b>APRIL 7</b>	<b>OHIO*</b>	<b>1:05 P.M.</b>
<b>APRIL 8</b>	<b>OHIO*</b>	<b>1:05 P.M.</b>
<b>APRIL 10</b>	<b>DAYTON</b>	<b>3:05 P.M.</b>
April 11	Madonna S	7:00 p.m.
April 13	Central Michigan*	3:05 p.m.
April 14	Central Michigan*	2:05 p.m.
April 15	Central Michigan*	1:05 p.m.
<b>APRIL 17</b>	<b>WRIGHT STATE</b>	<b>3:05 P.M.</b>
April 18	Oakland	3:00 p.m.
<b>APRIL 20</b>	<b>EASTERN MICHIGAN*</b>	<b>3:05 P.M.</b>
<b>APRIL 21</b>	<b>EASTERN MICHIGAN*</b>	<b>1:05 P.M.</b>
<b>APRIL 22</b>	<b>EASTERN MICHIGAN*</b>	<b>1:05 P.M.</b>
<b>APRIL 24</b>	<b>LAWRENCE TECH</b>	<b>3:05 P.M.</b>
April 25	Michigan State	3:05 p.m.
<b>APRIL 27</b>	<b>KENT STATE*</b>	<b>3:05 P.M.</b>
<b>APRIL 28</b>	<b>KENT STATE*</b>	<b>1:05 P.M.</b>
<b>APRIL 29</b>	<b>KENT STATE*</b>	<b>1:05 P.M.</b>
May 4	Northern Illinois*	3:05 p.m.
May 5	Northern Illinois*	1:05 p.m.
May 6	Northern Illinois*	1:05 p.m.
May 9	Butler	4:00 p.m.
<b>MAY 11</b>	<b>BALL STATE*</b>	<b>3:05 P.M.</b>
<b>MAY 12</b>	<b>BALL STATE*</b>	<b>1:05 P.M.</b>
<b>MAY 13</b>	<b>BALL STATE*</b>	<b>1:05 P.M.</b>
May 15	Dayton	3:05 p.m.
<b>MAY 17</b>	<b>BOWLING GREEN*</b>	<b>3:05 P.M.</b>
<b>MAY 18</b>	<b>BOWLING GREEN*</b>	<b>3:05 P.M.</b>
<b>MAY 19</b>	<b>BOWLING GREEN*</b>	<b>1:05 P.M.</b>
May 23-27	MAC Tournament (Avon, Ohio)	TBA

### HOME GAME

\* Mid-American Conference Game  
% Sunshine State Series (Kissimmee, Fla.)  
# LSU Baseball Invitational (Baton Rouge, La.)  
\$ Played at Comerica Park (Detroit, Mich.)



vs. Iowa Hawkeyes  
Friday, Feb. 16  
6:30 p.m.



vs. St. Louis Billikens  
Saturday, Feb. 17  
3:00 p.m.



vs. Pittsburgh Panthers  
Saturday, Feb. 17  
6:30 p.m.



vs. St. Louis Billikens  
Sunday, Feb. 18  
11:00 a.m.

## LEADING OFF

- The University of Toledo begins its 94th baseball season this weekend at the Sunshine State Series in Kissimmee, Fla. with games against Iowa, Saint Louis, and Pittsburgh.
- The Rockets return 19 letterwinners and eight position player starters in 2018.
- Under head coach Cory Mee, UT is 0-1 against Iowa and 1-6 against Pittsburgh. His teams have never faced St. Louis.

## YEAR IN REVIEW

- Toledo finished the 2017 season with a record of 17-41 and a 9-15 mark in Mid-American Conference play. The Rockets played a tough non-conference slate, featuring 10 games against NCAA Tournament qualifiers. They clinched a MAC Tournament berth with a 6-5 win over Eastern Michigan in the final regular-season game of the season.
- In many areas, 2017 saw the best offensive season for Toledo since 2010. The Rockets hit 39 home runs, 19 triples, and 101 doubles, all of which were the most since 2010. UT's slugging percentage was .377, and its 748 total bases were also the most since 2010.
- Toledo hit .248 as a team and scored 278 runs. Riley Campbell led the team with a .284 batting average. Ross Adolph, Dalton Bollinger, and AJ Montoya each hit seven home runs to lead the Rockets, while Bollinger's 28 extra-base hits were a team high. He and Montoya led the Midnight Blue and Gold with 40 RBIs. Matt Hansen, who hit in the top third of the order 51 times last season, led UT with 44 runs scored.
- The Rockets tied a school record with 19 triples last season, matching the 1988 squad. UT led the MAC and was 31st in the country in triples; individually, Ross Adolph led the team with six, tied for second-most in a single season in school history.
- Toledo pitchers posted a 6.20 ERA to go along with 357 strikeouts and 329 walks. The ERA dropped by nearly a full run in MAC games to 5.26.
- Rocket pitchers recorded at least 10 strikeouts nine times, including a season-high 16 at USF on March 3. They punched out at least 10 opposing batters twice in the same series three times: at USF, at Bowling Green, and at Kent State.
- Pitcher Ross Achter (graduated) was named a second-team All-MAC performer and AJ Montoya earned MAC West Player of the Week honors twice.

## PROBABLE STARTING PITCHERS





# TOLEDO BASEBALL GAME NOTES



## SAME FACE, NEW PLACE

A couple Rockets will be seeing time at new positions in 2018. Michael Jacob, UT's closer the last two seasons, will move into the weekend rotation with the expectation of being the Friday starter. Riley Campbell, Toledo's primary third baseman in 2017, will make the move across the diamond to be the team's starting second baseman.

## ON THE DOCKET

Toledo's 2018 schedule features several notable dates, including 21 home games, eight against 2017 NCAA Tournament teams, and a mid-week contest at Comerica Park, home of the Detroit Tigers.

## FROM ONE EXTREME TO THE OTHER

Toledo played 15 one-run ballgames in 2017, earning a record of 7-8, including 2-3 in extra inning affairs. On the other end of the spectrum, the Rockets played 24 games decided by five or more runs.

## 20/20

Last year, for the first time since 2010, Toledo scored 20 runs in a game two times in one season. The Rockets defeated Bowling Green, 20-4, in the second game of a doubleheader on April 8 and, one week later, beat Buffalo, 21-20, in a slugfest for the ages.

## WELCOME BACK

After spending a year at Norfolk State as the team's director of player development, Ryan Chipka is back at Toledo as an assistant coach. He spent 2016 with the Rockets as well.

## NEWCOMERS

Toledo has 12 newcomers on its roster this season: freshmen Kyle Bischoff, Alec Bukowski, Andrew Compton, Bryce Davis, Trace Hatfield, David Jeffers, Chris Meyers, Zach Schwartzenberger, John Servello, and Jacob Youngpeter are joined by junior college transfers Axel Bueter and Billy Todorowski.

## MAC PRESEASON POLL

Toledo was picked eighth in the Mid-American Conference preseason poll. Kent State was picked to finish first and received eight first-place votes, with Miami (Ohio) and Northern Illinois receiving the other two first-place votes.

## QUICK FACTS

Location	Toledo, Ohio
Founded	1872
Enrollment	20,579
Colors	Midnight Blue & Gold
Stadium	Scott Park
Capacity	1,000
Dimensions	LF 330', CF 400', RF 330'
Conference	Mid-American (West)
President	Dr. Sharon L. Gaber
Athletic Director	Mike O'Brien
Faculty Representative	Mary Powers
Head Coach	Cory Mee
Career Record	327-444-1
Assistant Coach	Josh Bradford
Assistant Coach	Nick McIntyre
Volunteer Assistant Coach	Ryan Chipka
2016 Record	17-41
MAC Record	9-15
Position Starters Returning	8
Position Starters Lost	1
Pitchers Returning	5
Pitchers Lost	9
Letterwinners Returning	19
Letterwinners Lost	11
Newcomers	12

## 2017 MAC STANDINGS

West Div.				MAC			Overall		
Team	W	L	PCT	W	L	PCT	W	L	PCT
S#CMU	16	8	.667	30	26	.536			
#BSU	14	10	.583	30	27	.526			
#EMU	14	10	.583	23	35	.397			
#WMU	12	12	.500	24	27	.471			
#NIU	11	13	.458	17	37	.315			
#Toledo	9	15	.375	17	41	.293			

East Div.				MAC			Overall		
Team	W	L	PCT	W	L	PCT	W	L	PCT
%^#KSU	18	6	.750	36	18	.667			
#IOhio	13	11	.542	31	28	.525			
BGSU	9	15	.375	15	33	.313			
Miami	8	16	.333	22	34	.393			
Buffalo	8	16	.333	17	34	.333			


! - 2017 MAC Tournament Champion  
 ^ - 2017 MAC Regular-Season Champion  
 S - 2017 MAC West Division Champion  
 % - 2017 MAC East Division Champion  
 # - Qualified for 2017 MAC Tournament



# TOLEDO BASEBALL GAME NOTES



## 2018 ROSTERS



No.	Name	POS	HT	WT	B/T	CL	Hometown/High School
1	Compton, Andrew	C	5-10	170	R/R	Fr.	LaGrange, Ohio / Keystone
2	Bennett, Antonio	INF	6-1	170	R/R	So.	Lorain, Ohio / Clearview
3	Schnitz-Paxton, Layne	RHP	6-3	196	R/R	So.	Napoleon, Ohio / Napoleon
4	Shutes, Sam	RHP	6-3	219	R/R	5th	Three Rivers, Mich. / Three Rivers
5	Hansen, Matt	INF	5-11	192	L/R	Sr.	Erie, Pa. / McDowell
6	Adolph, Ross	OF	6-1	203	L/R	Jr.	Findlay, Ohio / Van Buren
7	Gose, Casey	INF	5-10	180	R/R	Sr.	Genoa, Ohio / Genoa
8	Montoya, AJ	OF	5-11	185	R/R	Sr.	St. Joseph's, Mich. / St. Joseph's
9	Schwartzenberger, Zach	OF	6-0	182	S/L	Fr.	Saline, Mich. / Saline
10	Tipton, Corey	C	6-0	222	R/R	5th	Grand Rapids, Ohio / St. John's
12	Boss, Brad	OF	6-1	202	L/R	Sr.	Temperance, Mich. / Bedford
13	Hampton, Chris	RHP	6-2	180	R/R	Jr.	Fostoria, Ohio / Fostoria
14	Bueter, Axel	LHP	6-1	175	L/L	Sr.	Wauseon, Ohio / Wauseon
15	Jeffers, David	INF	6-0	160	R/R	Fr.	Lambertville, Mich. / Bedford
16	Bischoff, Kyle	RHP	6-1	186	R/R	Fr.	Macomb, Mich. / Eisenhower
17	Bukowski, Alec	RHP	5-11	191	R/R	Fr.	Toledo, Ohio / Whitmer
18	Pretchel, Joey	RHP/OF	6-3	200	R/R	So.	Oakland, Mich. / Rochester Adams
19	Haugh, Nate	RHP	6-3	199	R/R	So.	Waterville, Ohio / Anthony Wayne
20	Campbell, Riley	INF	5-10	174	R/R	Jr.	Wadsworth, Ohio / Wadsworth
22	Calopietro, Austin	RHP	6-3	204	R/R	So.	Maumee, Ohio / Maumee
23	Schaefer, Luke	RHP	6-3	232	R/R	Jr.	Portage, Mich. / Portage Central
24	Hatfield, Trace	INF	5-10	190	R/R	Fr.	Fredericktown, Ohio / Fredericktown
25	Stout, Jake	RHP	6-5	220	R/R	Jr.	Rochester Hills, Mich. / Rochester
26	Youngpeter, Jacob	LHP	6-3	170	L/L	Fr.	Delphos, Ohio / St. John's
27	Scoles, Caleb	RHP	6-2	212	R/R	So.	Richland, Mich. / Gull Lake
28	Wagner, Alex	LHP	6-4	176	L/L	Sr.	Brighton, Mich. / Hartland
30	Servello, John	OF/RHP	6-1	196	R/R	Fr.	Hollidaysburg, Pa. / Hollidaysburg
31	Todorowski, Billy	LHP	6-0	175	L/L	Jr.	Holland, Ohio / Springfield
32	Silberhorn, Nolan	RHP	6-4	204	R/R	Sr.	Toledo, Ohio / St. John's Jesuit
33	Jacob, Michael	LHP	5-9	165	L/L	Jr.	St. Clairsville, Ohio / St. Clairsville
34	Ryan, Michael	C	6-1	226	R/R	So.	Holly, Mich. / Bishop Foley
35	Davis, Bryce	RHP	6-3	210	R/R	Fr.	Rockford, Mich. / Sparta
36	Deacon, CJ	C	6-2	207	R/R	So.	Whitehouse, Ohio / Anthony Wayne
40	Bollinger, Dalton	INF	6-2	220	R/R	Sr.	Quincy, Ohio / Riverside
41	Meyers, Chris	INF	6-3	208	L/R	Fr.	Miamisburg, Ohio / Miamisburg

No.	Name	POS
6	Adolph, Ross	OF
2	Bennett, Antonio	INF
16	Bischoff, Kyle	RHP
40	Bollinger, Dalton	INF
12	Boss, Brad	OF
17	Bukowski, Alec	RHP
14	Bueter, Axel	LHP
22	Calopietro, Austin	RHP
20	Campbell, Riley	INF
1	Compton, Andrew	C
35	Davis, Bryce	RHP
36	Deacon, CJ	C
7	Gose, Casey	INF
13	Hampton, Chris	RHP
5	Hansen, Matt	INF
24	Hatfield, Trace	INF
19	Haugh, Nate	RHP
33	Jacob, Michael	LHP
15	Jeffers, David	INF
41	Meyers, Chris	INF
8	Montoya, AJ	OF
18	Pretchel, Joey	RHP
34	Ryan, Michael	C
23	Schaefer, Luke	RHP
3	Schnitz-Paxton, Layne	RHP
9	Schwartzenberger, Zach	OF
27	Scoles, Caleb	RHP
30	Servello, John	OF/RHP
4	Shutes, Sam	RHP
32	Silberhorn, Nolan	RHP
25	Stout, Jake	RHP
10	Tipton, Corey	C
31	Todorowski, Billy	LHP
28	Wagner, Alex	LHP
26	Youngpeter, Jacob	LHP

### COACHING STAFF

**Head Coach:** No. 11 Cory Mee (15th season, Notre Dame -'92)

**Assistant Coach:** No. 27 Josh Bradford (13th season, Kentucky Wesleyan -'02)

**Assistant Coach:** No. 39 Nick McIntyre (10th season, Purdue -'03)

**Volunteer Assistant Coach:** Ryan Chipka (2nd season, Rochester -'12)



# TOLEDO BASEBALL GAME NOTES



## #6 Ross Adolph

Jr. ▪ Outfielder ▪ Findlay, Ohio ▪ Van Buren ▪ 6'1" ▪ 203 ▪ L/R

### ADOLPH'S YEAR-BY-YEAR STATISTICS

Year	BA	G	AB	R	H	2B	3B	HR	RBI	BB	SB
2016	.268	45	164	27	44	6	1	0	11	22	3
2017	.272	58	217	30	59	13	6	7	30	21	9
Totals	.270	103	381	57	103	19	7	7	41	43	12

### CAREER HIGHS

**Hits:** 4 (vs. Ball State, 5-14-16)  
**HR:** 1, 7 times (Last at EMU, 5-18-17)  
**Runs:** 3, 2 times (Last at Richmond, 2-24-17)  
**RBI:** 4 (vs. Ball State, 5-25-17)

**2017:** Academic All-MAC...Started all 58 games at centerfield...Hit .272 and slugged a team-best .484...Tied for team lead with seven home runs and tallied 30 RBIs...Tied for third in the MAC with six triples...Second on the team with 17 multi-hit games...Hit .341 during a team-best 12-game hitting streak from March 28-April 15...Homered in three straight games from Feb. 24-25...Went 4-for-6, drove in two runs, and had three extra-base hits in the doubleheader against Bowling Green (April 8)...Reached base a season-high five times against Buffalo (April 15), tallying two hits and drawing three walks...Four straight multi-hit games from May 16-20...8-for-14 during that stretch with seven RBIs, including a 2-for-3, three-RBI effort at Ohio State (May 16)



## #2 Antonio Bennett

So. ▪ Infielder ▪ Lorain, Ohio ▪ Clearview ▪ 6'1" ▪ 170 ▪ R/R

### BENNETT'S YEAR-BY-YEAR STATISTICS

Year	BA	G	AB	R	H	2B	3B	HR	RBI	BB	SB
2017	.232	48	125	17	29	4	0	0	11	9	2
Totals	.232	48	125	17	29	4	0	0	11	9	2

### CAREER HIGHS

**Hits:** 4 (vs. Buffalo, 4-15-17)  
**HR:** N/A  
**Runs:** 4 (vs. Buffalo, 4-15-17)  
**RBI:** 3, 2 times (Last vs. Buffalo, 4-15-17)

**2017:** Played in 48 games...Hit .232 and started 37 games, all at second base...Six multi-hit games, including a 4-for-4 effort against Buffalo on April 15...Season-best three RBIs on two occasions: at Illinois (March 19) and vs. Buffalo (April 15)...In two games against Big Ten foe Illinois he hit .444 with three RBIs...Went 2-for-5 with two RBIs in the second game of a doubleheader vs. Bowling Green (April 8)...Two hits at Kent State (April 21)...Went 2-for-4 with an RBI at Ball State (May 7).



## #16 Kyle Bischoff

Fr. ▪ Pitcher ▪ Macomb, Mich. ▪ Eisenhower ▪ 6'1" ▪ 186 ▪ R/R

### BISCHOFF'S YEAR-BY-YEAR STATISTICS

Year	ERA	W	L	G/GS	IP	R	ER	H	BB	SO	SV
2018						N/A					
Totals						N/A					

### CAREER HIGHS

**IP:** N/A  
**K's:** N/A  
**Pitches:** N/A

**Prior to Toledo:** Two-time letterwinner...Second team all-state, first team all-region and all-district as a senior...Held a 7-1 record with a school-record 87 punch outs, and a 1.43 ERA in 2017...Led the team in innings pitched, wins, strikeouts, and ERA as a senior...Earned all-conference academic team honors as a junior and senior...Led Eisenhower in starts and strikeouts (63) as a junior...played in the 2017 MHSBCA All-Star Game, pitching two perfect innings with two strikeouts.



# TOLEDO BASEBALL GAME NOTES



## #40 Dalton Bollinger

Sr. ▪ Infielder/Catcher ▪ Quincy, Ohio ▪ Riverside ▪ 6'2" ▪ 220 ▪ R/R

### BOLLINGER'S YEAR-BY-YEAR STATISTICS

Year	BA	G	AB	R	H	2B	3B	HR	RBI	BB	SB
2015	.303	42	145	21	44	4	1	2	19	7	1
2016	.264	52	212	22	56	11	0	0	29	6	3
2017	.280	58	232	31	65	18	3	7	40	13	3
Totals	.280	152	589	74	165	33	4	9	88	26	7

### CAREER HIGHS

**Hits:** 4, 4 times (Last at FAU, 3-11-17)  
**HR:** 1, 9 times (Last vs. EMU, 5-20-17)  
**Runs:** 3, 3 times (Last vs. UB, 4-15-17)  
**RBI:** 3, 7 times (Last vs. EMU, 5-20-17)

**2017:** Started all 58 games...Made 45 starts at first base, 13 at third base...Second on the team with a .280 batting average and led the Rockets with a .474 slugging percentage...Tied for second in the MAC with 18 doubles...Team-high 65 hits, tied for team lead with seven home runs and 40 RBIs...Third on the team with 16 multi-hit efforts and led Toledo with 11 multi-RBI performances...Registered three RBIs three times, tying a career-high...Hit .420 and smacked 12 extra-base hits during a season-high 11-game hitting streak from April 1-19...Recorded a 15-game on-base streak stretch from March 26-April 19, third-longest streak for the Rockets in 2017



## #12 Brad Boss

Sr. ▪ Outfielder ▪ Temperance, Mich. ▪ Bedrord ▪ 6'1" ▪ 202 ▪ L/R

### BOSS'S YEAR-BY-YEAR STATISTICS

Year	BA	G	AB	R	H	2B	3B	HR	RBI	BB	SB
2016	.237	42	131	15	31	4	3	2	18	16	5
2017	.274	58	212	35	58	9	3	5	25	29	7
Totals	.260	100	343	50	89	13	6	7	43	45	12

### CAREER HIGHS

**Hits:** 3, 8 times (Last vs. Ball State, 5-25-17)  
**HR:** 1, 7 times (Last vs. CMU, 5-13-17)  
**Runs:** 3, 2 times (Last at BG, 4-8-17)  
**RBI:** 5 (vs. Ball State, 5-25-17)

**2017:** Academic All-MAC...Started 57 games in left field...Hit .274 with a .371 on-base percentage...Led the team with 29 walks, and collected 25 RBIs...Recorded the Rockets' longest on-base streak in 2017 at 27 games...Hit .465, drove in nine runs, and hit three home runs during a season-high 10 game hitting streak (April 8-23) Season-high three walks against Northern Illinois (March 26)...15 multi-hit games, including six three-hit games, four of which came in MAC play and one of which came in the MAC Tournament...Homered in back-to-back games vs. Buffalo (April 16) and at Dayton (April 19)



## #14 Axel Bueter

Sr. ▪ Pitcher ▪ Wauseon, Ohio ▪ Wauseon ▪ 6'4" ▪ 176 ▪ L/L

### BUETER'S YEAR-BY-YEAR STATISTICS

Year	ERA	W	L	G/GS	IP	R	ER	H	BB	SO	SV
2016*	81.00	0	0	3/0	0.1	3	3	0	5	1	0
2017^	4.35	6	0	12/5	39.1	20	19	29	30	50	0
Totals	5.05	6	0	15/5	39.2	23	22	29	35	51	0

### CAREER HIGHS

**IP\*:** 6.0, 2 times (Last at Sinclair, 5-7-17)  
**K's\*:** 11, (vs. Malone, 4-25-17)  
**Pitches:** N/A  
 \*With Cuyahoga CC

\*With Bowling Green  
 ^With Cuyahoga Community College

**2017:** Made 12 appearances for Cuyahoga Community College in 2017, including five starts...Earned the win in all five starts...Held a record of 6-0 with a 4.35 ERA in 39.1 innings...Averaged 11.44 strikeouts per nine innings...Made his first start against Walsh (April 18), tossing 4.2 innings, allowing just one run and striking out eight...Tossed six scoreless innings against Clark State (April 23), striking out 11 and allowing just one baserunner...Struck out seven in 6.0 innings at Sinclair (May 7)...Started his career at Bowling Green.



# TOLEDO BASEBALL GAME NOTES



## #17 Alec Bukowski

Fr. ▪ Pitcher ▪ Toledo, Ohio ▪ Whitmer ▪ 5'11" ▪ 191 ▪ R/R

### BUKOWSKI'S YEAR-BY-YEAR STATISTICS

Year	ERA	W	L	G/GS	IP	R	ER	H	BB	SO	SV
2018						N/A					
Totals						N/A					

### CAREER HIGHS

IP: N/A

K's: N/A

Pitches: N/A

**Prior to Toledo:** 2017 graduate of Whitmer High School...Named team's Most Valuable Pitcher...Two-time letterwinner in baseball, also lettered one year in football...Member of the football team's leadership council.



## #22 Austin Calopietro

So. ▪ Pitcher ▪ Maumee, Ohio ▪ Maumee ▪ 6'3" ▪ 195 ▪ R/R

### CALAPIETRO'S YEAR-BY-YEAR STATISTICS

Year	ERA	W	L	G/GS	IP	R	ER	H	BB	SO	SV
2017	13.94	0	2	7/3	10.1	19	16	19	16	0	0
Totals	13.94	0	2	7/3	10.1	19	16	19	16	0	0

### CAREER HIGHS

IP: 3.0, 2 times (Last vs. Oakland, 3-29-17)

Strikeouts: N/A

Pitches: 51 (at Tenn. Tech, 2-18-17)

**2017:** Appeared in seven games, throwing 10.1 innings...Made three starts, with his first coming against Northeastern (March 7)...Made appearances out of the bullpen against Big Ten opponents Michigan State (April 26) and Ohio State (May 16).



## #20 Riley Campbell

Jr. ▪ Infielder ▪ Wadsworth, Ohio ▪ Wadsworth ▪ 5'10" ▪ 174 ▪ R/R

### CAMPBELL'S YEAR-BY-YEAR STATISTICS

Year	BA	G	AB	R	H	2B	3B	HR	RBI	BB	SB
2016	.233	26	73	13	17	4	0	0	6	8	3
2017	.284	58	215	35	61	3	3	0	19	28	12
Totals	.271	84	288	48	78	7	3	0	25	36	15

### CAREER HIGHS

Hits: 4, (at BG, 4-8-17)

HR: N/A

Runs: 3, (vs. Ball State, 5-25-17)

RBI: 4 (at Illinois, 3-17-17)

**2017:** Academic All-MAC...Started all 58 games for the Rockets at third base (45) and second base (13)...Led Toledo with a .284 batting average, a .382 on-base percentage, and 12 stolen bases...18 multi-hit games in 2017, most on the team...Posted a season-high 14-game on-base streak from April 30-May 25...Five straight games with at least two hits from March 19-28...Career-high four hits against Bowling Green (April 8)...Collected three hits on three different occasions: at Florida Atlantic (March 10), at Illinois (March 17), and at Ball State (May 6)...Season-high four RBIs against Illinois on March 17...Scored multiple runs in a game nine times, including a career-best three against Ball State in the MAC Tournament.

**Notes:** Taking over as UT's starting second baseman in 2018 after primarily starting at third base in 2017.



# TOLEDO BASEBALL GAME NOTES



## #1 Andrew Compton

Fr. ▪ Catcher ▪ LaGrange, Ohio ▪ Keystone ▪ 5'10" ▪ 170 ▪ R/R

### COMPTON'S YEAR-BY-YEAR STATISTICS

Year	BA	G	AB	R	H	2B	3B	HR	RBI	BB	SB
2018						N/A					
Totals						N/A					

### CAREER HIGHS

Hits: N/A  
HR: N/A  
Runs: N/A  
RBI: N/A

**Prior to Toledo:** 2017 graduate of Keystone High School...First-team all-district his senior season....2017 Patriot Athletic Conference Player of the Year.



## #35 Bryce Davis

Fr. ▪ Pitcher ▪ Rockford, Mich. ▪ Sparta ▪ 6'3" ▪ 210 ▪ R/R

### DAVIS'S YEAR-BY-YEAR STATISTICS

Year	ERA	W	L	G/GS	IP	R	ER	H	BB	SO	SV
2018						N/A					
Totals						N/A					

### CAREER HIGHS

IP: N/A  
K's: N/A  
Pitches: N/A

2017 graduate of Sparta High School...Lettered in baseball all four years...First-team all-state as a senior...Grand Rapids Press Player of the Year...One of MLive's top 25 baseball players in the state in 2017...Tossed a perfect game and a no-hitter during his senior season...School record holder for single-season strikeouts (162), career strikeouts (365), single-season ERA (0.33), and career ERA (0.99)...First-team all-conference three times...Two-time team captain.



## #36 C.J. Deacon

So. ▪ Catcher ▪ Whitehouse, Ohio ▪ Anthony Wayne ▪ 6'2" ▪ 207 ▪ R/R

### DEACON'S YEAR-BY-YEAR STATISTICS

Year	BA	G	AB	R	H	2B	3B	HR	RBI	BB	SB
2017											
Totals											

### CAREER HIGHS

Hits: N/A  
HRs: N/A  
Runs: N/A  
RBIs: N/A

**2017:** Did not see game action.



# TOLEDO BASEBALL GAME NOTES



## #7 Casey Gose

Sr. ▪ Infielder ▪ Genoa, Ohio ▪ Genoa ▪ 5'10" ▪ 180 ▪ R/R

### GOSE'S YEAR-BY-YEAR STATISTICS

Year	BA	G	AB	R	H	2B	3B	HR	RBI	BB	SB
2015*	.354	47	161	40	57	9	1	0	24	18	11
2016*	.380	45	166	55	63	7	1	0	32	19	23
2017	.158	28	38	5	6	0	0	0	3	5	1
UT Totals	.158	28	38	5	6	0	0	0	3	5	1

\*2015-16 played at Owens Community College

### CAREER HIGHS

**Hits:** 1, 6 times (Last vs. CMU, 5-13-17)

**HR:** N/A

**Runs:** 2, 2 times (Last at Dayton, 4-19-17)

**RBI:** 1, 3 times (Last vs. CMU, 5-13-17)

**2017:** Played in 28 games, starting eight at second base while also seeing time in the outfield...Was 1-for-1 at the plate with a walk and two runs scored against Richmond on Feb. 26...Started at Dayton on April 19 and was 1-for-3 with two runs scored and two walks...Notched a base hit in three straight appearances: at Louisville (April 30), vs. Dayton (May 10), and vs. Central Michigan (May 13).



## #13 Chris Hampton

Jr. ▪ Pitcher ▪ Fostoria, Ohio ▪ Fostoria ▪ 6'2" ▪ 180 ▪ R/R

### HAMPTON'S YEAR-BY-YEAR STATISTICS

Year	ERA	W	L	G/GS	IP	R	ER	H	BB	SO	SV
2016					Did Not Play						
2017					Did Not Play						
Totals					N/A						


### CAREER HIGHS

**IP:** N/A

**K's:** N/A

**Pitches:** N/A

**2017:** Did not see game action due to injury.



## #5 Matt Hansen (C)

Sr. ▪ Infielder ▪ Erie, Pa. ▪ McDowell ▪ 5'11" ▪ 192 ▪ L/R

### HANSEN'S YEAR-BY-YEAR STATISTICS

Year	BA	G	AB	R	H	2B	3B	HR	RBI	BB	SB
2015	.244	58	217	23	53	8	2	0	27	26	8
2016	.202	52	173	24	35	6	0	2	25	18	6
2017	.234	58	231	44	54	14	1	6	36	20	5
Totals	.229	168	621	91	142	28	3	8	88	64	19

### CAREER HIGHS

**Hits:** 5 (at EMU, 5-14-15)

**HR:** 2, 2 times (Last at BG, 4-8-17)

**Runs:** 4 (at BG, 4-8-17)

**RBI:** 6 (at BG, 4-8-17)

**2017:** Started all 58 games at shortstop...Hit .234 and drove in 36 RBIs...21 extra-base hits (14 doubles, one triple, six home runs)...Scored a team-best 44 runs...13 multi-hit games...Drove in a career-high seven runs against Buffalo (April 15), the first seven-RBI performance by a Rocket since 2010...Was 3-for-6 that game and scored four runs...Was 3-for-5 against Boston College (March 7) with two doubles and three runs scored...Career-high five hits against Ball State in the MAC Tournament on May 25. Also tied a career-high with four runs scored vs. the Cardinals...2-for-5 at Richmond on Feb. 26, when he drove in two runs and scored two...Homered in three straight games: April 15, 16 against Buffalo and April 19 at Dayton



# TOLEDO BASEBALL GAME NOTES



## #24 Trace Hatfield

Fr. ▪ Infielder ▪ Fredericktown, Ohio ▪ Fredericktown ▪ 5'10" ▪ 190 ▪ R/R

### HATFIELD'S YEAR-BY-YEAR STATISTICS

Year	BA	G	AB	R	H	2B	3B	HR	RBI	BB	SB
2018						N/A					
Totals						N/A					

### CAREER HIGHS

Hits: N/A  
HR: N/A  
Runs: N/A  
RBI: N/A

**Prior to Toledo:** 2017 graduate of Fredericktown High School...Three-year letterwinner in baseball and one year in basketball...First-team all-conference, conference player of the year, first-team all-district, First-Team All-Ohio junior year....556 batting average, 1.104 slugging percentage and .600 on-base percentage junior year.



## #19 Nate Haugh

Jr. ▪ Pitcher ▪ Waterville, Ohio ▪ Anthony Wayne ▪ 6'3" ▪ 199 ▪ R/R


### HAUGH'S YEAR-BY-YEAR STATISTICS

Year	ERA	W	L	G/GS	IP	R	ER	H	BB	SO	SV
2017	5.96	2	3	15/0	25.2	18	17	21	19	21	1
Totals	5.96	2	3	15/0	25.2	18	17	21	19	21	1

### CAREER HIGHS

IP: 3.1, (vs. Ball State, 5-25-17)  
K's: 4, (at Ball State, 5-6-17)  
Pitches: 57, (vs. Ball State, 5-25-17)

**2017:** Appeared in 15 games out of the bullpen, tossing 25.2 innings and striking out 21 batters...Earned the win in Toledo's MAC Tournament victory over Ball State (May 25) after throwing 3.1 shutout innings...Did not allow a run in his last four outings of the year, spanning 8.2 innings...Earned his first and only save of the season against CMU (May 13), holding the Chippewas hitless in two innings.



## #33 Michael Jacob

Jr. ▪ Pitcher ▪ St. Clairsville, Ohio ▪ St. Clairsville ▪ 5'9" ▪ 165 ▪ L/L

### JACOB'S YEAR-BY-YEAR STATISTICS

Year	ERA	W	L	G/GS	IP	R	ER	H	BB	SO	SV
2016	3.43	2	5	25/0	42.0	17	16	42	17	31	8
2017	4.10	1	1	13/0	26.1	14	12	21	13	29	6
Totals	3.70	3	6	38/0	68.1	31	28	63	30	60	14

### CAREER HIGHS

IP: 4.0, 2 times (Last vs. NIU, 5-8-16)  
K's: 8, (at USF, 3-3-17)  
Pitches: 74, (at CMU, 4-24-16)

**2017:** Academic All-MAC...Appeared in 13 games out of the bullpen, throwing 26.1 innings...Posted a 4.10 ERA and a team-high six saves...Did not allow a run in seven of his 13 outings...Picked up his first save of the year at Richmond (Feb. 24), when he threw three innings and allowed just one run...Earned the save in the 6-4 win over Florida Atlantic (March 12), throwing 2.2 shutout innings and striking out three...Pitched 3.2 innings at USF (March 3) and struck out a season-high eight batters...Picked off two runners, tied for most on the team.

**Notes:** Moving into the weekend rotation in 2018 after spending two seasons as the Rockets' closer.



# TOLEDO BASEBALL GAME NOTES



## #15 David Jeffers

Fr. ▪ Infielder ▪ Lambertville, Mich. ▪ Bedford ▪ 6'0" ▪ 160 ▪ R/R

### JEFFERS'S YEAR-BY-YEAR STATISTICS

Year	BA	G	AB	R	H	2B	3B	HR	RBI	BB	SB
2018						N/A					
Totals						N/A					

### CAREER HIGHS

Hits: N/A  
HR: N/A  
Runs: N/A  
RBI: N/A

**Prior to Toledo:** 2017 graduate of Bedford High School...Earned all-conference, all-district, and all-region honors as a second baseman... Bobby Andrews Outstanding Athlete Award winner.



## #41 Chris Meyers

Fr. ▪ Infielder ▪ Miamisburg, Ohio ▪ Miamisburg ▪ 6'3" ▪ 208 ▪ L/R


### MEYERS'S YEAR-BY-YEAR STATISTICS

Year	BA	G	AB	R	H	2B	3B	HR	RBI	BB	SB
2018						N/A					
Totals						N/A					

### CAREER HIGHS

Hits: N/A  
HR: N/A  
Runs: N/A  
RBI: N/A

**Prior to Toledo:** Three-time letterwinner at Miamisburg...Second team all-state and first-team all-conference in 2017, hitting .420 with 28 RBIs...First team All-Midwest Ohio and all-region his senior year...Earned Greater Western Ohio Conference (GWOC) Player of the Year honors...Named to all-region all-star team as a senior...Second team all-conference as a sophomore and junior...Hit .449 in 2015 with 19 RBIs...Batted .324 in his junior season...Earned the United State National Army Reserve National Scholar Athlete award in 2017.



## #8 AJ Montoya

Sr. ▪ Outfielder ▪ St. Joseph's, Mich. ▪ St. Joseph's ▪ 5'11" ▪ 185 ▪ R/R

### MONTOKYA'S YEAR-BY-YEAR STATISTICS

Year	BA	G	AB	R	H	2B	3B	HR	RBI	BB	SB
2015	.305	57	233	36	71	17	1	9	39	21	5
2016	.200	51	185	22	37	8	1	7	23	18	2
2017	.223	57	215	27	48	15	1	7	40	20	2
Totals	.246	165	633	85	156	40	3	23	102	59	9

### CAREER HIGHS

Hits: 5 (at EMU, 5-14-15)  
HR: 2, 2 times (Last at BG, 4-8-17)  
Runs: 4 (at BG, 4-8-17)  
RBI: 6 (at BG, 4-8-17)

**2017:** Academic All-MAC...Started 57 games, all in right field...Won two MAC Player of the Week awards (March 20 and April 10)...Won his first MAC POTW award after hitting .467 and driving in eight RBIs at the University of Illinois Tournament...Earned his second weekly honor after the weekend series at Bowling Green, during which he hit .462 with three home runs and eight RBIs...In the second game of a double-header with BGSU he was 4-for-4 with two home runs, a career-high six RBIs, and a career-best four runs scored...Tied for the team lead with seven home runs and 40 RBIs...Had a 21-game on-base streak that spanned from Feb. 18-March 26, second-longest by a Rocket in 2017...10 multi-RBI games, second-most on the team...Drew a season-high four walks against Richmond (Feb. 26).

**Notes:** 23 career home runs, one away from entering Toledo's all-time Top 10...2015 MAC Freshman of the Year.



# TOLEDO BASEBALL GAME NOTES



## #18 Joey Prechtel

So. ▪ Pitcher ▪ Oakland, Mich. ▪ Rochester Adams ▪ 6'3" ▪ 200 ▪ R/R

### PRECHTEL'S YEAR-BY-YEAR STATISTICS

Year	ERA	W	L	G/GS	IP	R	ER	H	BB	SO	SV
2017	6.02	2	5	17/6	43.1	36	29	47	27	20	0
Totals	6.02	2	5	17/6	43.1	36	29	47	27	20	0

### CAREER HIGHS

IP: 7.0, (at EMU, 5-20-17)

K's: 4, 2 times (Last vs. Dayton, 5-10-17)

Pitches: 100, (at EMU, 5-20-17)

**2017:** Made 17 appearances, including six starts...Had a season-long outing of 7.0 innings at Eastern Michigan (May 20), when he allowed only one run and earned his second win of the season...Struck out a season-high four batters on two occasions: at Notre Dame (April 12) and vs. Dayton (May 10)...Threw 43.1 innings, fourth-most on the team.



## #34 Michael Ryan

So. ▪ Catcher ▪ Holly, Mich. ▪ Bishop Foley ▪ 6'1" ▪ 226 ▪ R/R

### RYAN'S YEAR-BY-YEAR STATISTICS

Year	BA	G	AB	R	H	2B	3B	HR	RBI	BB	SB
2017	.237	49	139	14	33	7	1	2	18	15	0
Totals	.237	49	139	14	33	7	1	2	18	15	0

### CAREER HIGHS

Hits: 3, (at BG, 4-8-17)

HR: 1, 2 times (Last vs. UB, 4-16-17)

Runs: 3, (at BG, 4-8-17)

RBI: 3 (at Illinois, 3-19-17)

**2017:** Played in 49 games, starting 40 at catcher...Hit two home runs and drove in 18 runs...Threw out 15 opposing runners, fourth in the MAC...Had eight multi-hit games and a season-high seven game hitting streak...Had a season-high three hits twice: at Illinois (March 19) and at Bowling Green (April 8); also had three RBIs in both games...Tallied two hits in each of the three games against Ball State from May 6-7, had a double in each game as well...Hit .455 in the MAC Tournament, driving in two runs in Toledo's win over Ball State on May 25.



## #23 Luke Schaefer

Jr. ▪ Pitcher ▪ Portage, Mich. ▪ Portage Central ▪ 6'3" ▪ 232 ▪ R/R

### SCHAEFER'S YEAR-BY-YEAR STATISTICS

Year	ERA	W	L	G/GS	IP	R	ER	H	BB	SO	SV
2016	6.75	1	0	14/0	22.2	18	17	18	16	18	0
2017	2.49	1	2	19/0	25.1	14	7	24	13	23	2
Totals	4.50	2	2	33/0	48.0	32	24	42	29	41	2

### CAREER HIGHS

IP: 4.1, (vs. Kent State, 5-26-17)

K's: 3, 7 times (Last vs. Kent St., 5-26-17)

Pitches: 61, (vs. Kent State, 5-26-17)

**2017:** Made 19 appearances out of the bullpen and had a team-best 2.49 ERA, third-lowest in the MAC among pitchers with at least 25.0 innings pitched...Allowed earned runs in just six of his 19 appearances...Gave up just two earned runs from April 1-May 19, spanning 11 appearances during which he owned a 1.29 ERA...Tossed three shutout innings against Central Michigan (May 14), striking out three and allowing just one hit...Threw a career-high 4.1 innings in the final game of the season against Kent State in the MAC Tournament (May 26).



# TOLEDO BASEBALL GAME NOTES



## #3 Layne Schnitz-Paxton

So. ▪ Pitcher ▪ Napoleon, Ohio ▪ Napoleon ▪ 6'3" ▪ 196 ▪ R/R

### SCHNITZ-PAXTON'S YEAR-BY-YEAR STATISTICS

Year	ERA	W	L	G/GS	IP	R	ER	H	BB	SO	SV
2017	6.04	1	3	10/5	22.1	21	15	24	25	9	0
Totals	6.04	1	3	10/5	22.1	21	15	24	25	9	0

### CAREER HIGHS

IP: 5.0, (vs. Boston College, 3-7-17)  
K's: 3, (vs. Boston College, 3-7-17)  
Pitches: 78, (vs. Boston College, 3-7-17)

**2017:** Made 10 appearances, throwing 22.1 innings, and making five starts...Tossed a season-high 5.0 innings against Boston College (March 7), striking out three...Threw three scoreless innings in his first outing of the season at Tennessee Tech (Feb. 19).

**Notes:** Making the move into the weekend rotation in 2018.



## #9 Zach Schwartzenberger

Fr. ▪ Outfielder ▪ Saline, Mich. ▪ Saline ▪ 6'0" ▪ 182 ▪ S/L

### SCHWARTZENBERGER'S YEAR-BY-YEAR STATISTICS

Year	BA	G	AB	R	H	2B	3B	HR	RBI	BB	SB
2018						N/A					
Totals						N/A					

### CAREER HIGHS

Hits: N/A  
HR: N/A  
Runs: N/A  
RBI: N/A

**Prior to Toledo:** Three-year letterwinner in baseball...Helped lead Saline to a state championship as a senior and a state runner-up finish as a junior...Hit .330 with five home runs and 31 RBIs his senior year...2017 USA Today Michigan first-team all-state selection...Two-time all-conference and all-district honoree...Selected to play in the MHSBCA East vs. West All-Star Classic...Also lettered three years in football, earning first team all-conference distinctions as a quarterback in 2016 and all-state honors...2016 Ann Arbor News Football Player of the Year.



## #27 Caleb Scoles

So. ▪ Pitcher ▪ Richland, Mich. ▪ Gull Lake ▪ 6'2" ▪ 212 ▪ R/R

### SCOLE'S YEAR-BY-YEAR STATISTICS

Year	ERA	W	L	G/GS	IP	R	ER	H	BB	SO	SV
2017					Did not play						
Totals					N/A						

### CAREER HIGHS

IP: N/A  
K's: N/A  
Pitches: N/A

**2017:** Did not see any game action.



# TOLEDO BASEBALL GAME NOTES



## #30 John Servello

Fr. ▪ OF/RHP ▪ Hollidaysburg, Pa. ▪ Hollidaysburg ▪ 6'1" ▪ 196 ▪ R/R

### SCALES' YEAR-BY-YEAR STATISTICS

Year	ERA	W	L	G/GS	IP	R	ER	H	BB	SO	SV
2017					Did not play						
Totals					N/A						

### CAREER HIGHS

IP: N/A  
K's: N/A  
Pitches: N/A

**Prior to Toledo:** Four-year starter and letterwinner at Hollidaysburg Area High School...Hit .351 with a .995 OPS his senior year...Owned a .371 batting average and 1.025 OPS as a junior...Led the team in home runs, RBIs, hits, and walks in 2016...Team captain as a junior and senior...Career-best .421 batting average during his sophomore season...Four-time first-team All-Altoona Mirror Team...Listed as a top prospect by Prep Baseball Report in 2016 and 2017.



## #4 Sam Shutes (C)

Sr. ▪ Pitcher ▪ Three Rivers, Mich. ▪ Three Rivers ▪ 6'3" ▪ 219 ▪ R/R

### SHUTES' YEAR-BY-YEAR STATISTICS

Year	ERA	W	L	G/GS	IP	R	ER	H	BB	SO	SV
2014	4.17	3	4	14/11	69.0	36	32	71	26	46	0
2015	54.00	0	1	1/1	0.1	4	2	2	3	0	0
2016	4.43	2	5	15/13	63.0	38	31	73	23	39	0
2017	5.94	3	6	15/15	80.1	61	53	96	38	52	0
Totals	5.00	8	16	45/40	212.2	139	118	242	90	137	0

### CAREER HIGHS

IP: 7.0, 3 times (Last vs. WMU, 4-2-17)  
K's: 9, 2 times (Last at Illinois, 3-19-17)  
Hits\*: 3, 2 times (Last at Tenn. Tech, 2-18-17)  
Runs\*: 0, 3 times (Last at Miami, 4-26-14)  
Pitches: 112, 2 times (Last at CMU, 5-13-17)

\*-Fewest allowed, minimum 5.0 IP

**2017:** Academic All-MAC...Made 15 starts, tied for the most on the team...80.1 innings and 53 strikeouts were both second-most on the team...Threw a season-high 7.0 innings against Western Michigan (April 2)...Tossed at least 6.0 innings six times...Tied a career-high with nine strikeouts at Illinois (March 19)...Earned his first win of the season at Florida Atlantic (March 12)...Threw 5.2 innings and allowed just one earned run in his first start of the season at Tennessee Tech (Feb. 18).



## #32 Nolan Silberhorn

Sr. ▪ Pitcher ▪ Toledo, Ohio ▪ St. John's ▪ 6'4" ▪ 204 ▪ R/R

### SILBERHORN'S YEAR-BY-YEAR STATISTICS

Year	ERA	W	L	G/GS	IP	R	ER	H	BB	SO	SV
2015	11.12	0	0	5/0	5.2	8	7	6	7	3	0
2016	4.09	0	1	16/2	22.0	11	10	15	15	14	0
2017	9.18	0	0	16/0	16.2	21	17	22	11	12	0
Totals	6.94	0	1	37/0	44.1	40	34	43	33	29	0

### CAREER HIGHS

IP: 4.0, 2 times (Last at Michigan St., 4-27-16)  
K's: 3, 3 times (Last at Michigan St., 4-27-16)  
Pitches: 68, (vs. Dayton, 4-19-16)

**2017:** Made 19 appearances out of the bullpen...Totaled 16.2 innings and struck out 12...Did not allow a run in his first five outings of the season...Threw a season-high 2.0 innings three times: vs. NIU (March 24), at Notre Dame (April 12), and vs. Buffalo (April 15).



# TOLEDO BASEBALL GAME NOTES



## #25 Jake Stout

Jr. ▪ Pitcher ▪ Rochester Hills, Mich. ▪ Rochester ▪ 6'5" ▪ 220 ▪ R/R

### STOUT'S YEAR-BY-YEAR STATISTICS

Year	ERA	W	L	G/GS	IP	R	ER	H	BB	SO	SV
2016	7.50	0	0	6/0	12.0	12	10	18	5	5	0
2017	Did Not Play										
<b>Totals</b>	<b>7.50</b>	<b>0</b>	<b>0</b>	<b>6/0</b>	<b>12.0</b>	<b>12</b>	<b>10</b>	<b>18</b>	<b>5</b>	<b>5</b>	<b>0</b>


### CAREER HIGHS

**IP:** 2.1, (at Florida AGM, 3-8-16)

**K's:** 3, (at Charlotte, 2-27-16)

**Pitches:** 47, (at Indiana, 3-18-16)

**2017:** Did not see game action after pitching six games out of the bullpen in 2016.



## #10 Corey Tipton

Sr. ▪ Catcher ▪ Grand Rapids, Ohio ▪ St. John's ▪ 6'0" ▪ 222 ▪ R/R

### TIPTON'S YEAR-BY-YEAR STATISTICS

Year	BA	G	AB	R	H	2B	3B	HR	RBI	BB	SB
2015	.214	24	42	5	9	0	0	1	6	3	0
2016	.158	19	38	3	6	0	0	1	3	5	0
2017	.231	28	65	11	15	2	0	2	10	6	1
<b>Totals</b>	<b>.207</b>	<b>78</b>	<b>145</b>	<b>19</b>	<b>30</b>	<b>2</b>	<b>0</b>	<b>4</b>	<b>88</b>	<b>14</b>	<b>1</b>

### CAREER HIGHS

**Hits:** 2, 6 times (Last at Kent State, 4-22-17)

**HR:** 1, 4 times (Last at Wright St., 4-4-17)

**Runs:** 2, 3 Times (vs. UB, 4-15-17)

**RBI:** 4 (vs. Oakland, 3-29-17)

**2017:** Played in 28 games and made 19 starts, 18 at catcher and one as the designated hitter...Four multi-hit games...Went 2-for-4 against Oakland (March 29) and drove in four runs, a career-high...Had two hits and knocked in three runs against Western Michigan (April 2)...Also hit his first home run of the season in the game against the Broncos...Hit a solo home run at Wright State (April 4)...Recorded two hits and scored two runs against Buffalo (April 15).



## #31 Billy Todorowski

Jr. ▪ Pitcher ▪ Holland, Ohio ▪ Springfield ▪ 6'0" ▪ 175 ▪ L/L

### TODOROWSKI'S YEAR-BY-YEAR STATISTICS

Year	ERA	W	L	G/GS	IP	R	ER	H	BB	SO	SV
2016*	5.95	0	2	9/2	19.2	24	13	30	11	20	0
2017^	3.51	4	4	13/12	66.2	34	26	61	21	62	0
<b>Totals</b>	<b>5.05</b>	<b>6</b>	<b>0</b>	<b>15/5</b>	<b>39.2</b>	<b>23</b>	<b>22</b>	<b>29</b>	<b>35</b>	<b>51</b>	<b>0</b>

### CAREER HIGHS

**IP\*:** 7.0, 5 times (Last vs. Calhoun, 5-7-17)

**K's\*:** 8, (vs. Itawamba, 3-4-17)

**Pitches:** N/A

\*With Snead St.

\*With Owens Community College

^With Snead State Community College (Ala.)

**2017:** Started 12 games for Snead State Community College...Finished the season with a 3.51 ERA in 66.2 innings pitched...Struck out 62...Allowed just one earned run over his first three starts, totaling 16.0 innings. Struck out 17 and walked just five during that stretch...Career-best eight strikeouts against Itawamba CC (March 4)...Won back-to-back starts against Marion Military Institute (March 23) and Lawson State CC (March 30)...Season-high 7.0 innings pitched five times, with the last coming against Calhoun CC (May 7).



# TOLEDO BASEBALL GAME NOTES



## #28 Alex Wagner

Sr. ▪ Pitcher ▪ Brighton, Mich. ▪ Hartland ▪ 6'4" ▪ 176 ▪ L/L

### WAGNER'S YEAR-BY-YEAR STATISTICS

Year	ERA	W	L	G/GS	IP	R	ER	H	BB	SO	SV
2015	7.20	3	4	11/7	35.0	31	28	40	22	15	0
2016	6.21	0	2	20/2	33.1	27	23	52	13	21	0
2017	7.71	0	1	11/0	18.2	23	16	33	8	14	0
Totals	6.93	3	7	42/9	87.0	81	67	105	43	50	0

### CAREER HIGHS

IP: 7.0, (at Notre Dame, 4-15-15)

K's: 6, (vs. Ohio State, 2-21-16)

Pitches: 90, (at Notre Dame, 4-15-15)

**2017:** Academic All-MAC...Made 11 appearances out of the bullpen, totaling 18.2 innings...Threw at least 3.0 innings three times: 3.2 at Tennessee Tech (Feb. 19), 3.1 vs. Northeastern (March 8), and 3.0 at Louisville (April 29)...Fanned a season-high four batters in the North-eastern game...Pitched 2.2 scoreless innings and struck out two at Michigan on March 28.



## #26 Jacob Youngpeter

Fr. ▪ Pitcher ▪ Delphos, Ohio ▪ St. John's ▪ 6'3" ▪ 170 ▪ L/L

### YOUNGPETER'S YEAR-BY-YEAR STATISTICS

Year	ERA	W	L	G/GS	IP	R	ER	H	BB	SO	SV
2017	Did not play										
Totals	N/A										

### CAREER HIGHS

IP: N/A

K's: N/A

Pitches: N/A

**Prior to Toledo:** 2017 graduate of Delphos St. Johns High School...Four-year letterwinner...0.79 ERA, 89 strikeouts in 44 innings pitched as a senior...First-team all-conference his senior year, second-team all-conference sophomore and junior years...36.2 innings pitched, 17 hits allowed, seven earned runs, 65 strikeouts and 1.34 ERA junior year...Holds the school record for most strikeouts in a game (19)...Lettered three years in football.



# TOLEDO BASEBALL GAME NOTES



## 2017 Toledo Baseball Overall Statistics for Toledo (as of May 26, 2017) (All games Sorted by Batting avg)

Record: 17-41 Home: 7-7 Away: 7-28 Neutral: 3-6 MAC: 9-15

Player	avg	gp-gs	ab	r	h	2b	3b	hr	rbi	tb	slg%	bb	hp	so	gdp	ob%	sf	sh	sb-att	po	a	e	fld%
20 CAMPBELL, Riley	.284	58-58	215	35	61	3	3	0	19	70	.326	28	7	25	3	.382	1	13	12-14	60	137	18	.916
40 BOLLINGER, Dalton	.280	58-58	232	31	65	18	3	7	40	110	.474	13	8	45	7	.337	2	1	3-7	420	45	13	.973
12 BOSS, Brad	.274	58-57	212	35	58	9	3	5	25	88	.415	29	5	48	4	.371	2	7	7-12	103	6	1	.991
6 ADOLPH, Ross	.272	58-58	217	30	59	13	6	7	30	105	.484	21	7	45	3	.354	1	1	9-12	158	2	2	.988
26 BETTINGER, Malave	.252	46-32	115	10	29	8	0	0	8	37	.322	15	1	27	5	.338	2	0	1-1	67	3	1	.986
16 KRUPAR, Jake	.247	38-18	73	8	18	4	0	1	7	25	.342	13	0	24	1	.360	0	1	0-0	3	0	0	1.000
34 RYAN, Michael	.237	49-40	139	14	33	7	1	2	18	48	.345	15	5	38	2	.333	0	2	0-3	235	38	6	.978
5 HANSEN, Matt	.234	58-58	231	44	54	14	1	6	36	88	.381	20	4	43	3	.300	5	10	5-7	109	151	15	.945
31 BENNETT, Antonio	.232	48-37	125	17	29	4	0	0	11	33	.264	9	2	29	2	.290	2	5	2-3	71	99	9	.950
8 MONTOYA, AJ	.223	57-57	215	27	48	15	1	7	40	86	.400	20	7	70	1	.305	4	2	5-7	98	5	6	.945
-----																							
10 TIPTON, Corey	.231	28-19	65	11	15	2	0	2	10	23	.354	6	3	16	1	.320	1	3	1-1	117	16	3	.978
30 CALES, Josh	.215	27-15	65	8	14	4	1	2	8	26	.400	3	4	12	0	.292	0	0	0-0	35	4	3	.929
7 GOSE, Casey	.158	28-8	38	5	6	0	0	0	3	6	.158	5	1	13	0	.273	0	1	1-2	24	25	3	.942
2 BRITT, Jacob	.115	22-2	26	3	3	0	0	0	3	3	.115	1	1	8	1	.172	1	0	1-1	5	0	0	1.000
24 KESSON, Jordan	.000	8-5	16	0	0	0	0	0	0	0	.000	1	0	11	0	.059	0	0	0-0	1	1	1	.667
18 PRECHTEL, Joey	.000	1-0	1	0	0	0	0	0	0	0	.000	0	0	1	0	.000	0	0	0-0	4	4	1	.889
Totals	.248	58	1985	278	492	101	19	39	258	748	.377	199	55	455	33	.330	21	46	47-70	1528	625	93	.959
Opponents	.293	58	2016	438	590	113	16	43	381	864	.429	329	87	357	33	.408	31	50	86-111	1595	594	54	.976

LOB - Team (435), Opp (548). DPs turned - Team (42), Opp (40). CI - Team (1), RYAN 1, Opp (2). IBB - Team (4), MONTOYA 1, CAMPBELL 1, HANSEN 1, BOLLINGER 1, Opp (21). Picked off - ADOLPH 1, CALES 1, BOSS 1.

## (All games Sorted by Earned run avg)

Player	era	w-l	app	gs	cg	sho	sv	ip	h	r	er	bb	so	2b	3b	hr	b/avg	wp	hp	bk	sfa	sha
14 ACHTER, Ross	3.21	3-4	11	11	0	0/0	0	56.0	65	33	20	26	60	10	1	2	.289	6	11	1	3	1
41 CALHOUN, Steven	4.37	3-7	15	15	3	0/1	0	101.0	104	60	49	37	53	21	1	8	.271	8	14	0	6	9
4 SHUTES, Sam	5.94	3-6	15	15	0	0/0	0	80.1	96	61	53	38	52	27	3	8	.307	7	6	0	6	9
18 PRECHTEL, Joey	6.02	2-5	17	6	0	0/0	0	43.1	47	36	29	27	20	12	0	4	.272	11	4	4	0	3
-----																						
23 SCHAEFER, Luke	2.49	1-2	19	0	0	0/0	2	25.1	24	14	7	13	23	4	2	3	.255	5	5	0	3	5
30 CALES, Josh	3.50	1-2	11	0	0	0/0	0	18.0	14	13	7	21	15	2	0	0	.219	1	3	0	1	4
33 JACOB, Michael	4.10	1-1	13	0	0	0/1	6	26.1	21	14	12	13	29	5	0	1	.226	3	3	1	2	2
19 HAUGH, Nate	5.96	2-3	15	0	0	0/0	1	25.2	21	18	17	19	21	3	2	4	.231	3	1	0	2	3
3 S.-P., Layne	6.04	1-3	10	5	0	0/0	0	22.1	24	21	15	25	9	3	0	1	.270	4	3	0	0	1
28 WAGNER, Alex	7.71	0-1	11	0	0	0/0	0	18.2	33	23	16	8	14	4	2	1	.379	1	4	1	2	2
32 SILBERHORN, Nolan	9.18	0-0	16	0	0	0/0	0	16.2	22	21	17	11	12	5	0	2	.314	4	4	2	3	1
35 SCHILLACE, Caleb	9.82	0-2	12	3	0	0/0	0	22.0	37	26	24	11	7	5	1	1	.378	1	8	1	0	2
9 DUBY, Steven	10.80	0-1	6	0	0	0/0	0	5.0	10	10	6	7	6	1	2	2	.385	2	3	0	0	0
21 SLACK, Kyle	12.33	0-0	17	0	0	0/0	0	15.1	17	22	21	22	13	3	0	1	.283	6	9	0	2	1
22 CALOPIETRO, Austin	13.94	0-2	7	3	0	0/0	0	10.1	19	19	16	16	0	3	1	2	.422	2	3	0	0	4
24 KESSON, Jordan	15.28	0-1	18	0	0	0/0	0	17.2	27	34	30	24	20	4	0	3	.333	2	4	0	0	2
15 JOHNSON, Casey	20.25	0-1	8	0	0	0/0	0	5.1	9	13	12	11	3	1	1	0	.391	3	2	0	1	1
Totals	6.20	17-41	58	58	3	1/1	9	509.1	590	438	351	329	357	113	16	43	.293	69	87	10	31	50
Opponents	4.25	41-17	58	58	1	6/5	14	531.2	492	278	251	199	455	101	19	39	.248	36	55	3	21	46

PB - Team (23), RYAN 15, TIPTON 8, Opp (15). Pickoffs - Team (10), JACOB 2, ACHTER 2, WAGNER 1, SHUTES 1, HAUGH 1, CALHOUN S.-P. 1, RYAN 1, Opp (3). SBA/ATT - RYAN (52-67), TIPTON (34-37), SHUTES (17-20), CALHOUN (11-19), PRECHTEL (9-11), KESSON (10-10), ACHTER (4-7), SLACK (6-7), HAUGH (4-6), WAGNER (3-5), S.-P. (5-5), SCHAEFER (4-5), SCHILLACE (4-5), SILBERHORN (3-4), CALES (3-3), JOHNSON (2-2), CALOPIETRO (0-1), JACOB (1-1).



# TOLEDO BASEBALL GAME NOTES



## 2017 MULTI-HIT GAMES

NAME	2	3	4	5+	TOTAL
CAMPBELL, Riley	14	3	1	-	18
ADOLPH, Ross	14	3	-	-	17
BOLLINGER, Dalton	9	6	1	-	16
BOSS, Brad	9	6	-	-	15
HANSEN, Matt	9	3	-	1	13
MONTOYA, AJ	9	2	1	-	12
RYAN, Michael	6	2	-	-	8
BENNETT, Antonio	5	-	1	-	6
BETTINGER, Malave	5	-	-	-	5
KRUPAR, Jake	4	-	-	-	4
TIPTON, Corey	4	-	-	-	4
CALES, Josh	3	-	-	-	3
TEAM	91	25	4	1	121

## 2017 MULTI-RBI GAMES

NAME	2	3	4	5+	TOTAL
BOLLINGER, Dalton	8	3	-	-	11
MONTOYA, AJ	4	4	-	2	10
ADOLPH, Ross	5	1	1	-	7
RYAN, Michael	4	2	-	-	6
HANSEN, Matt	3	1	-	1	5
BOSS, Brad	1	1	1	1	4
BENNETT, Antonio	1	2	-	-	3
TIPTON, Corey	-	1	1	-	2
CALES, Josh	2	-	-	-	2
CAMPBELL, Riley	1	-	1	-	2
KRUPAR, Jake	1	-	-	-	1
BETTINGER, Malave	-	1	-	-	1
TEAM	30	16	4	4	54

## 2017 HITTING STREAKS

NAME	LONGEST	CURRENT
ADOLPH, Ross	12	2
BOLLINGER, Dalton	11	2
BOSS, Brad	10	-
MONTOYA, AJ	9	1
CAMPBELL, Riley	8	-
RYAN, Michael	7	3
HANSEN, Matt	6	6
BETTINGER, Malave	5	-
BENNETT, Antonio	4	1
CALES, Josh	4	-
TIPTON, Corey	3	-
GOSE, Casey	3	-
BRITT, Jacob	2	-
KRUPAR, Jake	2	-

## 2017 ON-BASE STREAKS

NAME	LONGEST	CURRENT
BOSS, Brad	27	2
MONTOYA, AJ	21	2
BOLLINGER, Dalton	15	9
ADOLPH, Ross	14	2
CAMPBELL, Riley	14	-
HANSEN, Matt	10	7
RYAN, Michael	9	5
BETTINGER, Malave	8	1
KRUPAR, Jake	8	-
BENNETT, Antonio	7	2
GOSE, Casey	6	-
TIPTON, Corey	5	-
CALES, Josh	5	-
BRITT, Jacob	2	-
KESSON, Jordan	1	-

## 2017 TOLEDO SCORING SUMMARY

	Inning-by-Inning										
Team	1	2	3	4	5	6	7	8	9	EX	Total
TOLEDO	37	27	33	19	37	18	45	29	23	10	278
Opponents	34	45	43	51	54	58	67	51	25	10	438



# TOLEDO BASEBALL GAME NOTES



## TOLEDO'S 2017 RECORD WHEN

	W	L
Total.....	17	41
Mid-American Conference.....	9	15
Non-Conference.....	8	26
Home.....	7	7
Away.....	7	28
Neutral.....	3	6
Day.....	16	29
Night.....	1	12
Extra Innings.....	2	3
Shutouts.....	1	6
vs. Left-Hander.....	8	16
vs. Right-Hander.....	11	23
UT Scored 0-2 runs.....	1	18
UT Scored 3-5 runs.....	1	19
UT Scored 6-9 runs.....	8	4
UT Scored 10+ runs.....	7	0
Opp. Scored 0-2 runs.....	2	2
Opp. Scored 3-5 runs.....	9	10
Opp. Scored 6-9 runs.....	5	12
Opp. Scored 10+ runs.....	1	17
UT Scored in First Inning.....	9	11
Opp. Scored in First Inning.....	4	11
UT Scored First.....	13	17
Opp. Scored First.....	4	24
UT Out-hit Opp.....	10	7
Opp. Out-hit UT.....	4	31
Teams Tie in Hit.....	3	3
UT Led After 6 Innings.....	13	3
UT Trained After 6 Innings.....	1	33
UT Tied After 6 Innings.....	3	5
UT Led After 7 Innings.....	14	3
UT Trained After 7 Innings.....	1	31
UT Tied After 7 Innings.....	2	7
UT Led After 8 Innings.....	15	1
UT Trained After 8 Innings.....	2	36
UT Tied After 8 Innings.....	0	4
UT Hit 0 Home Runs.....	3	31
UT Hit A Home Run.....	6	9
Opp. Hit 0 Home Run.....	8	21
Opp. Hit A Home Run.....	6	10
UT Committed 0 Errors.....	6	11
UT Committed 1 Error.....	4	7
UT Committed 2+ Errors.....	5	5
Opp. Makes 0 Errors.....	4	19
Opp. Makes 1 Error.....	8	17
Opp. Makes 2+ Errors.....	5	5

## LAST TIME A ROCKET BATTER...

Had 20-Plus Game Hit Streak.....	39, Chris Dudics, 3/23-5/27/10
Had 15-Plus Game Hit Streak.....	18, Ben Hammer, 3/18-4/12/11
Had 10-Plus Game Hit Streak.....	10, Dalton Bollinger 4/10-4/24/16
Had Five Hits in a Game.....	Matt Hansen vs. Ball State, 5/25/17
Had Four Hits in a Game.....	Antonio Bennett vs. Buffalo, 4/15/17
Hit Two Triples in a Game.....	Ross Adolph at Eastern Michigan, 5/20/17
Hit a Grand Slam.....	Ryan Callahan vs. Ohio, 4/20/14
Hit for the Cycle.....	Sean Dobson at Oakland, 4/28/04
Hit a Pinch-Hit Home Run.....	Jason Edwards vs. Oakland, 4/8/09
Had Eight RBI in a Game.....	None Since 2000
Had Seven RBI in a Game.....	Matt Hansen vs. Buffalo, 4/15/17
Had Six RBI in a Game.....	Ben Hammer at Northern Illinois (G2), 4/18/09
Had Five RBI in a Game.....	Ryan Callahan at Eastern Michigan 5/15/15
Drew Five Walks in a Game.....	None Since 2000
Drew Four Walks in a Game.....	A.J. Montoya at Richmond, 2/26/17
Scored at Least Five Runs in a Game.....	Joe Corfman vs. Olivet College, 4/6/10
.....	Chris Dudics vs. Olivet College, 4/6/10
Stole Five Bases in a Game.....	None Since 2000
Stole Four Bases in a Game.....	None Since 2000
Hit Two Home Runs in a Game.....	A.J. Montoya at Bowling Green, 4/8/17
Hit Three Home Runs in a Game.....	Jared Hoying at Cincinnati, 3/20/10
Hit by Pitch Three-Plus Times in a Game.....	3, Dan Sherwood vs. Lake Erie College, 4/12/11
Accumulated 14-Plus Total Bases in a Game.....	14, Dan Sherwood at Buffalo, 4/10/10
Accumulated 10 Total Bases in a Game.....	Deion Tansel (11) vs. Charlotte, 2/27/16

## LAST TIME A ROCKET PITCHER...

Threw a Complete Game.....	9.0, Steven Calhoun vs. Ball State 4/26/15
Threw a Complete Game Shutout.....	9.0, Ryan Wilkinson vs. Western Michigan (G1), 5/10/14
Threw a One-Hit Complete Game Shutout.....	None Since 2000
Threw a Two-Hit Complete Game Shutout.....	None Since 2000
Threw a Three-Hit Complete Game Shutout.....	9.0, Ryan Wilkinson vs. Western Michigan (G1), 5/10/14
Threw a Four-Hit Complete Game Shutout.....	9.0, Kyle Shaw at Eastern Michigan, 5/16/13
Struck Out 15-Plus Batters in a Game.....	None Since 2000
Struck Out 10-Plus Batters in a Game.....	10, Ross Achter at Kent State, 4/22/17
Threw 10-Plus Innings in a Game.....	10, Mike Hamann vs. Akron, 4/1/11
Threw a No-Hitter.....	9.0, Nick Szczur at Xavier, 3/17/01

## LAST TIME THE ROCKETS...

Beat a Ranked Opponent.....	No. 25 Notre Dame (5-0), 4/15/15
Won a Series vs. Ranked Opponent.....	No. 16 Louisville, 2/25-27/11
Scored 30-Plus Runs in a Game.....	30 vs. Wayne State, 4/24/02
Scored 20-Plus Runs in a Game.....	21 vs. Buffalo, 4/15/17
Had 25-Plus Hits in a Game.....	31 vs. Olivet College, 4/6/10
Had 20-Plus Hits in a Game.....	22 vs. Buffalo, 4/15/17
Hit Nine-Plus Doubles in a Game.....	9 at Bowling Green, 4/8/17
Hit Seven-Plus Doubles in a Game.....	9 at Bowling Green, 4/8/17
Did Not Strike Out in a Game.....	at Florida Atlantic, 3/10/13
Hit Three-Plus Triples in a Game.....	3 at Eastern Michigan, 5/20/17
Hit Five-Plus Home Runs in a Game.....	7 vs. Olivet College, 4/6/10
Hit Back-to-Back Home Runs.....	Jason Edwards & Chris Dudics vs. Olivet College, 4/6/10
Drew 10-Plus Walks in a Game.....	12 at Richmond, 2/26/2017
Posted a Shutout.....	vs. Western Michigan (1-0), 3/31/17
Posted Back-to-Back Shutouts.....	vs. Northern Illinois, 4/18/15- 4/19
Did Not Allow a Walk.....	at Ball State, 4/26/15
Had a Walk-Off Win.....	vs. Western Michigan (13 innings), 4/2/17
Played a Game Longer than 17 Innings.....	18 vs. Central Michigan, 5/19/02
Played a Game that Lasted 15-Plus Innings.....	15 at Kent State, 4/21/17
Played a Game that Lasted 10-14 Innings.....	10 vs. Bowling Green, 4/9/17



# TOLEDO BASEBALL GAME NOTES



## TV/RADIO ROSTER



**Andrew Compton**  
Fr. • 5-10 • C  
LaGrange, Ohio




**Antonio Bennett**  
So. • 6-1 • INF  
Lorain, Ohio



**Layne Schitz-Paxton**  
So. • 6-3 • RHP  
Napoleon, Ohio



**Sam Shutes (C)**  
Sr. • 6-3 • RHP  
Three Rivers, Mich.



**Matt Hansen (C)**  
Sr. • 5-11 • INF  
Erie, Pa.



**Ross Adolph**  
Jr. • 6-1 • OF  
Findlay, Ohio



**Casey Gose**  
Sr. • 5-10 • INF  
Genoa, Ohio



**A.J. Montoya**  
Sr. • 5-11 • OF  
St. Joseph's, Mich.



**Zach Schwartzenberger**  
Fr. • 6-0 • OF  
Saline, Mich.



**Corey Tipton**  
Sr. • 6-0 • C  
Grand Rapids, Ohio



**Brad Boss**  
Sr. • 6-1 • INF  
Temperance, Mich.



**Chris Hampton**  
Jr. • 6-2 • RHP  
Fostoria, Ohio



**Axel Bueter**  
Sr. • 6-1 • LHP  
Wauseon, Ohio



**David Jeffers**  
Fr. • 6-0 • INF  
Lambertville, Mich.



**Kyle Bischoff**  
Fr. • 6-1 • RHP  
Macomb, Mich.



**Alec Bukowski**  
Fr. • 5-11 • RHP  
Toledo, Ohio



**Joey Prechtel**  
So. • 6-3 • RHP  
Oakland, Mich.



**Nate Haugh**  
Jr. • 6-3 • RHP  
Waterville, Ohio



**Riley Campbell**  
Jr. • 5-10 • INF  
Wadsworth, Ohio



**Austin Calopietro**  
So. • 6-3 • RHP  
Maumee, Ohio



**Luke Schaefer**  
Jr. • 6-3 • RHP  
Portage, Mich.



**Trace Hatfield**  
Fr. • 5-10 • INF  
Fredericktown, Ohio



**Jake Stout**  
Jr. • 6-5 • RHP  
Rochester Hills, Mich.



**Jacob Youngpeter**  
Fr. • 6-3 • LHP  
Delphos, Ohio



**Caleb Scoles**  
So. • 6-2 • RHP  
Richland, Mich.



**Alex Wagner**  
Sr. • 6-4 • LHP  
Brighton, Mich.



**John Servello**  
Fr. • 6-1 • OF/RHP  
Hollidaysburg, Pa.



**Billy Todorowski**  
Jr. • 6-0 • LHP  
Holland, Ohio



**Nolan Silberhorn**  
Sr. • 6-4 • RHP  
Toledo, Ohio



**Michael Jacob**  
Jr. • 5-9 • LHP  
St. Clairsville, Ohio



**Michael Ryan**  
So. • 6-1 • C  
Holly, Mich.



**Bryce Davis**  
Fr. • 6-3 • RHP  
Rockford, Mich.



**C.J. Deacon**  
So. • 6-2 • C  
Whitehouse, Ohio



**Dalton Bollinger**  
Sr. • 6-2 • INF  
Quincy, Ohio



**Chris Meyers**  
Fr. • 6-3 • INF  
Miamisburg, Ohio



**Cory Mee**  
Head Coach  
15th Season



**Josh Bradford**  
Assistant Coach  
13th Season



**Nick McIntyre**  
Assistant Coach  
10th Season



**Ryan Chipka**  
Volunteer Assistant  
1st Season



**Kevin Jones**  
Student Manager  
2nd Season