

University of Iowa Hawkeye Hoops

Game No. 12

Dec. 20, 2008

2008-09 Schedule/Results Record: 9-2

Nov. 14	Charleston Southern	W, 68-48
Nov. 17	Texas-San Antonio	W, 73-67
Nov. 20	at The Citadel	W, 70-48
* Nov. 23	Oakland	W, 66-57
* Nov. 25	SE Missouri State	W, 75-41
# Nov. 28	West Virginia (n)	L, 68-87
# Nov. 29	Kansas State (n)	W, 65-63
Dec. 2	at Boston College	L, 55-57
Dec. 5	Bryant Univ.	W, 61-36
Dec. 9	Northern Iowa	W, 65-46
Dec. 12	Iowa State	W, 73-57
Dec. 20	at Drake, 3:05 pm	
Dec. 27	Western Illinois, 7:05 pm	
Dec. 31	at Ohio State, 3:05 pm	
Jan. 3	Indiana, 3:35 pm	
Jan. 8	Minnesota, 6:05 pm	
Jan. 11	at Michigan, TBA	
Jan. 18	at Purdue, 11:05 am	
Jan. 21	Wisconsin, 7:35 pm	
Jan. 24	at Penn State, 5:05 pm	
Jan. 29	Michigan State, 6:05 pm	
Feb. 1	at Illinois, 1:05 pm	
Feb. 4	at Indiana, 5:35 p.m.	
Feb. 7	Northwestern, 5:05 pm	
Feb. 11	at Wisconsin, 7:35 pm	
Feb. 14	Purdue, 3:05 pm	
Feb. 22	Michigan, 4:05 pm	
Feb. 25	at Michigan State, 7:35 pm	
Feb. 28	at Northwestern, 1:05 pm	
Mar. 3-5	Ohio State, TBA	
Mar. 7	Penn State, 1:05 pm	
Mar. 13-16	Big Ten Tournament	

* - - Las Vegas Invitational, Iowa City
- - Las Vegas Invitational, Las Vegas

All times listed are Central Time

Pronunciation Guide

LaVall Jordan.....	luh-VELL
Chad Walthall.....	WALL-thawl
Devan Bawinkel.....	BAU-wink-ul
Andrew Brommer.....	BRAU-mur
Matt Gatens.....	GATE-ins

SID Contact: Steve Roe
E-Mail: steven-roe@hawkeyesports.com

Office: (319) 335-9425
Cell: (319) 594-6581



Iowa (9-2) at Drake (8-3)

Dec. 20, 2008 • 7:05 p.m.

Knapp Center (7,002) • Des Moines, IA

Radio: Hawkeye Radio Network

TV: ESPNU • Online: www.godrakebulldogs.org

Series Record: Iowa leads, 53-9



THE SETTING

Iowa concludes its in-state series Saturday, Dec. 20 when the Hawkeyes meet Drake (8-3) in Des Moines. Game time is 3:05 p.m. at the Knapp Center (7,002). Iowa has been idle, due to final exams, since a 73-57 win over Iowa State Dec. 12 in Iowa City.

Drake is playing its third straight home game after hosting the Drake Hy-Vee Classic last weekend. The Bulldogs dropped a 66-64 decision to Stephen F. Austin in the title game Saturday evening, ending a six-game win streak.

ON THE AIR

Radio: Iowa games are broadcast on the Hawkeye Radio Network. The network includes more than 40 stations that blanket the state of Iowa and include portions of Illinois, Nebraska, Minnesota, Missouri and Wisconsin. Gary Dolphin handles the play-by-play, along with color commentator Bob Hansen. The Hawkeye Radio Network coverage includes a 60-minute pre-game show.

Television: ESPNU will televise the game to a national cable audience. Dan McLaughlin and Mac McCausland will call the action.

IOWA HISTORY

Iowa has played 2,451 games since beginning basketball in 1902. Overall Iowa's record is 1,460-991 (.596). That includes a 919-316 (.744) record in home games, a 541-675 (.445) record in games away from Iowa City, a 690-677 (.504) mark in Big Ten games and a 325-90 (.783) record in Carver-Hawkeye Arena.

Possible Starting Line-ups

Iowa Hawkeyes (9-2)

						Pts.	Reb.	FG%	FT%
23	Jermain Davis	F	6-4	200	Jr.	5.4	2.2	.395	.826
44	Cyrus Tate	F	6-8	255	Sr.	7.6	7.5	.647	.750
5	Matt Gatens	G	6-5	215	Fr.	10.6	3.5	.528	.955
30	Jeff Peterson	G	6-0	192	So.	10.4	2.0	.523	.864
32	Jake Kelly	G	6-6	815	So.	9.7	2.6	.459	.844

Drake Bulldogs (8-3)

4	Brent Heemskerk	F	6-8	225	Sr.	5.8	6.1	.538	.462
31	Jonathan Cox	F	6-8	225	Sr.	12.8	8.1	.466	.808
44	Adam Templeton	G/F	6-5	225	Jr.	6.6	3.7	.411	.824
3	Craig Stanley	G	5-11	190	Jr.	7.8	1.2	.561	.625
20	Josh Young	G	6-1	170	Jr.	17.1	3.4	.435	.894

Note: Line-ups reflect starters in most recent outing.



Coach Todd Lickliter

Todd Lickliter is in his second season as the head basketball coach at the University of Iowa and his eighth year overall as a college head coach. Lickliter spent six seasons (2001-07) as the head coach at Butler University.

Lickliter holds a career mark of 153-82 (.651), including a 22-21 (.512) record at Iowa. Lickliter posted a 131-61 (.682) record as Butler's head coach. He led Butler to four post-season tournament berths, including trips to the NCAA Sweet 16 in 2003 and 2007.

Lickliter was named the 2006-07 Division I Coach of the Year by the National Association of Basketball Coaches (NABC) and was recognized as the High-Major Coach of the Year by collegehoops.net. He was also named 2007 Horizon League Coach of the Year for the second consecutive year after guiding the Bulldogs to a school and league-record 29 victories.

He led Butler to the regular season co-championship in the Horizon League in 2007. The Bulldogs advanced to the Sweet 16 in the NCAA Tournament before falling to eventual national champion Florida (65-57).

Butler during the 2006-07 season won three games over top 25 opponents (Tennessee, Gonzaga, Maryland) and recorded eight victories over teams that participated in the NCAA Tournament.

Butler averaged 22 wins per year under Lickliter, winning league titles in 2002, 2003 and 2007 while winning at least 20 games in four of six seasons.

Lickliter led the Bulldogs to an unbeaten home record (12-0) in 2002-03, and mentored Butler to a 70-12 (.854) home mark in his six seasons. His Bulldog teams were 6-5 against teams ranked in the "Top 25" and compiled four of the top 10 winning streaks in Butler history.

In his first season as Butler's head coach, Lickliter guided the Bulldogs to a then school-record 26 victories and a third consecutive Horizon League regular season title.

Lickliter guided the 2003 Bulldogs to an even more impressive season in his second year as head coach. He led Butler to a 27-6 record, breaking the single-season mark for victories for a second consecutive year.

Lickliter served as an assistant coach at Butler and Eastern Michigan and was a high school head coach in Indianapolis and Danville, IL.

In his final two seasons as a Butler assistant coach, the Bulldogs compiled a 47-16 record, including "Top 25" wins over 10th-ranked Wisconsin and 23rd-ranked Wake Forest. The win over the Demon Deacons in the 2001 NCAA Tournament was Butler's first NCAA Tournament victory in 39 years.

Lickliter played his final two collegiate seasons at Butler, where he earned a B.S degree in secondary education in 1979.

Lickliter is 0-1 vs. Drake. He has not coached against Bulldog Coach Mark Phelps.



Iowa Quick Facts

Location: Iowa City, IA
Founded: 1847
Enrollment: 30,561
President: Sally Mason
Athletic Director: Gary Barta
Conference: Big Ten
Home Arena: Carver-Hawkeye (15,500)
All-Time Record: 1,460-991 (.596)
All-Time Big Ten Record: 690-677 (.505)
NCAA Appearances: 22
NCAA Tournament Record: 27-24

Head Coach: Todd Lickliter (Butler)
Record At Iowa: 22-21 (.512) (2nd year)
Career Record: 153-82 .651 (8th year)
Big Ten Record: 6-12 (.333)
Assistant Coaches: Joel Cornette (Butler)
LaVall Jordan (Butler)
Chad Walthall (Concordia, MN)
Dir. of Operations: Jerry Strom (Concordia, NE)
Video Coordinator: Justin Wieck (Iowa)
Graduate Manager: Garrett Lickliter (Marian)
Trainer: John Streif
Sports Information: Phil Haddy/Steve Roe
Sports Info. Telephone: 319-335-9411
Sports Info. FAX: 319-335-9417
Internet Address: www.hawkeyesports.com

IOWA CONCLUDES IN STATE SERIES

Iowa concludes its in-state series with the contest at Drake. The Hawkeyes defeated Northern Iowa 65-46 Dec. 9 and Iowa State 73-57 Dec. 12, both in Iowa City.

Iowa State scored a 71-66 overtime decision at Northern Iowa Dec. 3 before falling to Drake 66-63 in Ames on Dec. 9 and losing 73-57 at Iowa.

Northern Iowa and Drake meet Jan. 17 in Des Moines and Feb. 18 in Cedar Falls.

DRAKE COACH MARK PHELPS

Mark Phelps is in his first season as a college head coach (8-3) after serving as associate head coach at Arizona State the past two seasons. Phelps also served as an assistant coach at North Carolina State from 1996-2006. The Wolfpack tied for the second most wins in the ACC from 2001-2002 through the 2005-06 season.

Phelps began his career in the prep coaching ranks, compiling a 148-53 record as a high school head coach between 1990 and 1996. He is a native of Virginia Beach, VA and a 1996 graduate of Old Dominion.

Phelps has not coached against Iowa or Hawkeye Coach Todd Lickliter.



Iowa Basketball Roster

No.	Name	Pos.	Ht.	Wt.	Yr.	Hometown High School/CC	The Latest Scoop
1	Anthony Tucker	G	6-4	200	Fr.	Minnetonka, MN (Minnetonka)	12 points in win over Bryant
2	* David Palmer	C	6-9	240	Jr.	Antioch, TN (Oak Hill Academy)	5 points & 6 Rebounds vs. SE MO State
4	*** J.R. Angle	G	6-7	215	Sr.	Franklin, IN (Indian Creek)	3 points in win over SE MO State
5	Matt Gatens	G	6-5	215	Fr.	Iowa City, IA (Iowa City)	Career-best 6 rebounds in win over ISU
15	Devan Bawinkel	G	6-5	210	Jr.	Winnebago, IL (Highland, IL CC)	12 points (4-5 treys) in win over ISU
20	Andrew Brommer	F	6-9	235	Fr.	Rosemount, MN (Rosemount)	5 points & 2 rebounds vs. West Virginia
23	Jermain Davis	G	6-4	200	Jr.	Plymouth, MN (Kirkwood, IA CC)	16 points & 6 rebounds in win over ISU
24	Aaron Fuller	F	6-6	210	Fr.	Mesa, AZ (Mesa)	5 rebounds in win over ISU
30	* Jeff Peterson	G	6-0	192	So.	Springfield, MO (DeMatha Catholic)	17 points in win over ISU
32	* Jake Kelly	G	6-6	185	So.	Carmel, IN (Carmel)	19 points & 5 rebounds in win over No. Iowa
34	John Lickliter	G	5-11	175	Fr.	Iowa City, IA (Iowa City)	Plans to use 2008-09 as redshirt season
44	** Cyrus Tate	F	6-8	255	Sr.	Chicago, IL (Northeast, NE CC)	10 points & 8 rebounds in win over ISU
50	* Jarryd Cole	F	6-7	250	So.	Kansas City, MO (Winnetonka)	2 points & 3 rebounds in win over ISU

IOWA IN NCAA STATS

Iowa ranks 10th nationally in scoring defense (55.2) and three-point field goal percentage (.421). The Hawkeyes also rank 15th in three-point field goals per game (9.3), 17th in fewest turnovers per game (11.6), 25th in field goal percentage (.489) and 38th in free throw percentage (.742).

IOWA, DRAKE NOTES

- Drake Coach Mark Phelps was the assistant head coach at Arizona State when the Sun Devils defeated Iowa 67-64, in Tempe, early in the 2006-07 season. He was also an assistant at North Carolina State when Iowa defeated the Wolf Pack 45-42, in Iowa City, early in the 2005-06 season.
- Drake assistant Mike Gibson was an assistant at Arizona State when Iowa lost to the Sun Devils in 2006-07. He previously served as a graduate assistant at Michigan State in 2005-06 when Iowa won two of three games against the Spartans.
- Drake graduate assistant Josh Sash is the brother of Hawkeye football player Tyler Sash.
- Drake graduate assistant Dante Terry is a 2006 graduate of The Citadel. Iowa defeated The Citadel (70-48) earlier this season in Charleston, SC.
- Dr. Tom Davis served as Iowa's head basketball coach from 1987-99 and is Iowa's winningest coach with a record of 269-140. Davis later served as the head coach at Drake, posting a 54-65 mark from 2003-07. Davis was a head coach on the collegiate level for 32 seasons. He enjoyed 16 seasons in which his teams won 20 or more games and he led 16 teams to post-season action. He guided nine of his Iowa teams to post-season play and was the 1987 AP National Coach of the Year after leading Iowa to a 30-5 overall record.
- Iowa holds an all-time record of 118-37 against current members of the Missouri Valley Conference, having played nine of the current 10 members (Iowa has not played Southwest Missouri State). Iowa defeated Northern Iowa

65-46 Dec. 9 in Iowa City.

- Drake holds an all-time mark of 23-83 against current members of the Big Ten, having played everyone except Ohio State, Penn State and Wisconsin.
- Iowa Coach Todd Lickliter is 13-8 against current members of the Missouri Valley Conference, having faced Evansville (4-0), Northern Iowa (4-0), Indiana State (3-3), Bradley (2-3), Drake (0-1) and Southern Illinois (0-1).
- Iowa and Drake have played one common opponent. Drake defeated Iowa State 66-63 in Ames Dec. 9, while Iowa defeated the Cyclones 73-57 Dec. 12 in Iowa City.

TUCKER OUT OF ACTION

Iowa Coach Todd Lickliter announced Dec. 7 that freshman guard Anthony Tucker has been suspended indefinitely, due to a violation of team rules.

Tucker has played in nine games with eight starts, averaging a team-best 13.1 points per game.

ATTENDANCE RECORDS

Some of the largest crowds ever to see college basketball games at the current home for both Northern Iowa and Drake involve the Hawkeyes. With 7,043 fans attending Iowa's 62-55 win at Northern Iowa last season, the Panthers set a single-game attendance record at the McLeod Center (7,018 capacity). That record was later broken when 7,293 fans watched Drake win at Northern Iowa last season.

When the Hawkeyes played at Drake's Knapp Center (7,002) in 2006-07, the crowd of 7,268 established a single-game attendance record that remains.

MORE RECORDS AT THE KNAPP CENTER

Along with Iowa vs. Drake in 2006-07 being the largest crowd in the history of the Knapp Center, the Hawkeyes also hold other records at the Knapp Center. Former Hawkeye Chris Kingsbury shares the arena record with nine three-point baskets. Former Hawkeye Acie Earl holds the individual record for blocked shots (eight) in a game and Iowa holds the team record for blocked shots (11).



Inside the Numbers

2008-09 Comparisons

	Iowa (9-2)	Drake (8-3)
Scoring	67.2	70.1
Scoring Defense	55.2	62.0
FG%	.489	.449
FG% Defense	.413	.425
FT%	.742	.776
3-PT FG%	.421	.387
3-PT FG% Defense	.331	.372
Rebound Margin	+3.0	+4.4
Assists	13.6	13.5
TO Margin	+0.4	+0.6
Steals Margin	+1.7	-0.3

Iowa State vs. Iowa Series History

Iowa leads, 53-9

at Iowa City: Iowa leads, 27-3
at Des Moines, Iowa leads, 26-6
at the Knapp Center, 7-1

Last Iowa win: 65-60 at Iowa, 12/20/05
Last Drake win: 56-51 at Iowa, 12/14/07

How Many Times a Hawkeye Player Has . . .

Scored 20 or More Points	
Anthony Tucker.....	2
Scored 15 or More Points	
Jake Kelly.....	3
Jeff Peterson.....	3
Anthony Tucker.....	2
Matt Gatens.....	2
Jermain Davis.....	1
Cyrus Tate.....	1
Grabbed 10 or More Rebounds	
Cyrus Tate.....	3
Anthony Tucker.....	1
Grabbed 7 or More Rebounds	
Cyrus Tate.....	3
Aaron Fuller.....	1
Anthony Tucker.....	1
Dished out 7 or More Assists	
Matt Gatens.....	1
Jeff Peterson.....	1
Dished out 5 or More Assists	
Jeff Peterson.....	3
Matt Gatens.....	2
Jake Kelly.....	2
Jermain Davis.....	1
Recorded 4 or More Steals	
Matt Gatens.....	1
Blocked 3 or More Shots	
Anthony Fuller.....	1
Cyrus Tate.....	1

2008-09 Margin of Victory/Defeat

Points	1	2	3	4	5	6	7	8	9	10+	15+	20+
Wins	0	1	0	0	0	1	0	0	1	0	2	4
Losses	0	1	0	0	0	0	0	0	0	0	1	0

THE SERIES

Iowa holds a 53-9 advantage in the series that began with a 36-13 Iowa victory in 1909. Iowa won 27 straight games over Drake before the Bulldogs claimed the last two meetings.

Five of the last 10 meetings have gone down to the wire, with Iowa winning by four points in 1998-99, by seven points in two overtimes in 1999-00, by two points in 2000-01, by one in 2002-03 in Des Moines and by five in 2005-06 in Iowa City. Drake won by five in Iowa City a year ago.

Iowa holds a 26-6 advantage in games played in Des Moines. The Hawkeyes have won 13 of the last 14 meetings in Des Moines and hold a 7-1 record at the Knapp Center.

Iowa holds a 17-2 advantage over Drake in the current home arenas of each school. The Hawkeyes are 10-1 vs. Drake in Carver-Hawkeye Arena and 7-1 in games played at the Knapp Center.

Iowa holds a 27-3 advantage in games played in Iowa City. Iowa had won 20 straight over the Bulldogs in Iowa City before Drake's 56-51 win a year ago. Here are the series results:

2/22/09	W	36-13	12/30/77	W	89-87
2/4/10	W	26-8	12/9/78	L	69-72
*3/1/10	W	43-7	*12/23/78	W	112-73
*1/21/11	W	30-20	*12/29/79	W	77-66
2/23/11	W	23-15	*12/13/80	W	90-68
*1/29/16	W	31-24	*12/30/81	W	60-49
2/15/16	W	22-14	11/29/82	W	68-63
1/24/30	W	25-18	*12/21/83	W	66-43
*2/22/30	L	25-26	12/3/85	W	55-43
1/5/31	W	21-20	12/13/87	W	69-62
1/4/32	W	24-18	*12/1/87	W	70-59
12/12/32	W	52-11	11/29/88	W	96-72
1/30/34	W	39-18	11/28/89	W	68-54
1/3/35	L	25-45	11/27/90	W	80-61
*1/4/36	W	35-22	*12/3/91	W	83-56
12/11/65	W	66-60	1/4/93	W	80-65
*12/18/65	W	69-51	*11/30/93	W	90-86
12/10/66	W	90-83	11/29/94	W	103-68
*12/17/66	W	83-75	*11/28/95	W	98-66
*12/16/67	L	65-74	12/3/96	W	79-59
12/14/68	L	74-89	*12/2/97	W	90-60
*12/22/69	W	101-78	12/1/98	W	78-74
12/12/70	L	70-72	*12/28/99	W	83-76##
*12/30/71	W	89-83	11/21/00	W	73-71
12/27/72	L	80-98	*12/12/01	W	101-59
*12/4/73	W	70-55	11/26/02	W	50-49
12/3/74	W	86-81	*11/25/03	W	74-56
*12/23/75	W	77-73	11/30/04	W	91-75
2/10/76	W	71-65	*12/20/05	W	65-60
*12/4/76	W	86-71	12/16/06	L	59-75
*12/21/76	W	82-69	*12/14/07	L	51-56

* - - at Iowa City



Media Guide & History Record Book Online

Iowa's 2008-09 media guide and the History and Record Book, are available online at hawkeyesports.com. After opening the Iowa website, click on Men's Basketball at the top of the page under "The Hawkeyes". Once at the basketball site, click on either the Media Guide or the History and Record Book on the right side of the page under the "Stats and More" heading.

Copies of both publications are also available through the UI Sports Information office.

Big Ten Coaches Teleconferences

The Big Ten Conference office has scheduled tele-conferences with men's basketball coaches each week during the Big Ten portion of the 2007-08 season. The weekly calls run through March 10.

The tele-conferences are held each Monday from 9-11 a.m. CT. The calls will be available for play-back for 24 hours.

Contact the Big Ten office or the Iowa Sports Information office for the tele-conference and play-back phone numbers. Following is the coach's order of appearance:

9:00	Tom Crean, Indiana
9:10	Todd Lickliter, Iowa
9:20	Tubby Smith, Minnesota
9:30	Bill Carmody, Northwestern
9:40	Ed DeChellis, Penn State
9:50	Matt Painter, Purdue
10:00	Tom Izzo, Michigan State
10:10	Bo Ryan, Wisconsin
10:20	John Beilein, Michigan
10:30	Thad Matta, Ohio State
10:40	Bruce Weber, Illinois
10:50	Player of the Week

BULLDOGS WON A YEAR AGO

Iowa rallied from an eight point halftime deficit to lead by as many as five in the second half, but the Hawkeyes were unable to hold on as Drake scored a 56-51 win in Iowa City last Dec. 14.

Iowa connected on seven of its first 10 field goal attempts of the second half, turning a 29-21 deficit into a 39-34 advantage with 11:58 to play. A basket by Jarryd Cole gave Iowa a 41-40 advantage with 5:22 left before Drake scored eight straight points to gain control. Iowa cut the deficit to 48-46 with 1:45 remaining on a driving basket by Jeff Peterson, but Drake responded with a three-point basket at the 1:14 mark to secure its advantage.

Both teams started slow, with Iowa holding a 14-13 lead after the first 10 minutes. Drake took control with a 14-2 scoring run to lead by as many as 11 before settling for the eight point margin at the break. Iowa shot 48.1% in the second half and 42% for the game, while the Hawkeye defense held the Bulldogs to just 34.6% overall.

Iowa held the advantage in made field goals (21-18) and three-pointers (9-8), while the rebounding was even. Drake, however, connected on 12-17 free throws, while Iowa, in what is believed to be the first time ever, did not attempt a free throw. The Bulldogs were not whistled for a foul after collecting their sixth team foul with 7:52 remaining.

Cole led Iowa with 12 points, while Tony Freeman scored nine and Justin Johnson and Jake Kelly each added eight. Kurt Looby collected seven rebounds, while Cole and Peterson each had five. Peterson added a team-best five assists.

Drake was led by Josh Young with 14 points. Jonathan Cox added 10 points and 10 rebounds and Klayton Korver and Leonard Houston each added 10 points.

IOWA STOPS IOWA STATE

Iowa used a 26-3 scoring run over the first 11 minutes of the second half in pulling away to a 73-57 win over Iowa State in Iowa City.

The teams traded baskets through a fast paced first half that saw 10 lead changes. Iowa's Devan Bawinkel hit a three-point basket with 33 seconds left in the first period and Iowa went to the break with a 34-32 advantage. Both teams shot 48% from the field in the opening 20 minutes. Iowa scored the first six points of the game for its biggest advantage, while the Cyclones led by four on three occasions.

Iowa scored the first eight points of the second half before Iowa State got a field goal at the 17:42 mark, leaving Iowa with a 42-34 advantage. The Hawkeyes used a 16-3 scoring run to take a 63-37 advantage at the 8:55 mark and Iowa State was never closer than the final margin. Iowa scored on 15 of its first 18 possessions in the second half.

Iowa's defense held the Cyclones to 38.5% shooting in the second half, including just 4-12 (33.3%) three-point attempts. Iowa shot 48.1% from the field overall, including 43.87% from three-point range, and connected on 16-21 (76.2%) free throws. Both teams had 12 turnovers, but Iowa collected nine steals and held a 25-12 scoring advantage off turnovers.

Jeff Peterson led Iowa with 17 points as four Hawkeyes scored in double figures. Jermain Davis scored Iowa's first eight points in getting the Hawkeyes off to a fast start. Davis ended the night with career-bests in points (16), rebounds (six) and assists (five), hitting 5-10 field goals and 6-7 free throws. Bawinkel matched his season-best with 12 points (4-5 treys) and Cyrus Tate added 10 points, eight rebounds and two steals while holding Iowa State's leading scorer 11 points below his scoring average.

SFA SNAPS DRAKE WIN STREAK

Stephen F. Austin held off a late Drake rally to score a 66-64 win over the Bulldogs Saturday in the title game of the Drake Hy-Vee Classic. The visitors held a 57-45 advantage late in the game before Drake rallied.

Drake's Josh Young scored 22 points in the second half to lead Drake, including a basket with 7.8 seconds remaining to pull his team within a point, 65-64. Drake got the ball in the closing seconds following a missed free throw, but was unable to get a shot before the game ended.



Iowa Results on December 20

16 Wins, 5 Losses

1907	* Chicago	L	26-35
1911	* Iowa Wesleyan	W	41-22
1917	* Lombard	L	15-25
1921	* Lombard	W	26-14
1934	Nebraska	W	31-24
1937	Xavier	W	33-28
1941	Butler	L	35-41
1947	Washington (MO)	W	44-41
1951	* Oklahoma	W	59-46
1958	* Washington	L	68-81
1969	* Creighton	L	88-97
1975	* U.S. International	W	67-52
1977	Tennessee	W	92-86
1980	* Iowa State	W	85-59
1986	* Iowa State	W	89-64
1992	American University	W	101-47
1993	* Dartmouth	W	104-65
1994	* Western Carolina	W	85-60
1995	* Western Illinois	W	93-41
2005	* Drake	W	65-60
2007	* Georgia State	W	101-59

* at Iowa City

Drake shot 45% from the field, including 50% (12-24) in the second half. The Bulldogs hit 21-27 (77.8%) free throws and the rebounding was even. SFA had 57 field goal attempts, compared to 40 for Drake, and held a 24-5 advantage in bench scoring.

Jonathan Cox added 19 points for the Bulldogs and guard Craig Stanley had a game-high six assists.

HAWKEYES AMONG TOP BIG TEN FRESHMEN

Iowa freshmen Matt Gatens and Anthony Tucker rank among the Big Ten leaders in several categories. Gatens is first in three-point percentage (.571) and assist/turnover ratio (2.0), second in three-point field goals per game (1.8) and third in scoring (10.6) and field goal percentage (.528) and assists (3.3). His free throw percentage of .955 would rank first, but he is under the minimum for attempts.

Tucker ranks first in three-point field goals per game (3.4) and second in scoring (13.1) and third in three-point percentage (.443).

IOWA GETS DEFENSIVE

Iowa held Bryant University to just 36 points in a 61-36 win and allowed Northern Iowa just 24 points in the second half of a 65-46 win. The 36 points by Bryant match the fewest allowed by Iowa under Coach Todd Lickliter. Iowa held Michigan State to just 36 points in a 43-36 win over the Spartans last season in Iowa City. Bryant shot just 29.7% from the field, including 33.3% from three-point range. The 14 points scored by Bryant in the first half mark the fewest Iowa has allowed under Lickliter as well.

Iowa held Northern Iowa to 23.8% shooting from three-point range and to just 40 field goal attempts. Iowa State was held to 25 second half points in Iowa's most recent win. The Hawkeyes have held five opponents to less than 50 points.

SOLID IN THE SECOND HALF

Iowa's defense has been solid in the second half of its last four outings. At Boston College, Iowa allowed just seven field goals in the second half of a two point loss. Iowa held Bryant University to just six field goals and 22 points in the second half in expanding a 26-14 halftime advantage to a 61-36 win.

Iowa led Northern Iowa 23-22 at halftime of a 65-46 win, limiting the Panthers to 10 field goals in the final 20 minutes. In the most recent win over Iowa State, the Hawkeyes expanded a 34-32 halftime margin to a 73-57 win. Iowa led by as many as 26 points while holding the Cyclones to 10 field goals and 25 points in the second half.

NO TREYS FOR OPPONENT

Iowa held Southeast Missouri State without a three-point basket in a 75-41 win, as the Redhawks missed all 11 attempts from behind the arc. SE Missouri State became the first Iowa opponent in 125 games not to make at least one trey. The last time that happened was Dec. 10, 2004 when Iowa State missed all six three-point attempts in Iowa's 70-63 win in Iowa City. Iowa allowed Kansas State just three treys in seven attempts in a 65-63 Hawkeye win and Boston College made just 2-10 three-point attempts in its 57-55 win over Iowa.

IOWA SHOOTING ON TARGET

Iowa is shooting 48.9% from the field, best among Big Ten Conference teams. Iowa also leads the Big Ten in three-point field goals per game (9.3) and three-point percentage (.421).

The Hawkeyes have made at least 50% of their field goal attempts in five games. Iowa has single-game bests of 57.1% from the field in a win over Texas-San Antonio and 52% (13-25) from three-point range in a win at The Citadel.

Iowa has made 13 three-point field goals in two games (also 13-30 vs. SE MO State and made 12 in a win over Bryant. The 13 three-point field goals ties as the eighth most by an Iowa team in a single game. The Iowa record is 15, on two occasions.

A year ago Iowa shot as well as 50% from the field in just four of 32 games, with a best of 57.5% at Penn State.

HAWKEYES FROM THE LINE

Iowa is shooting 74.2% from the free throw line, including a perfect 8-8 in the win over Northern Iowa. Iowa made 20-22 free throw attempts (90.9%) in a win over Texas-San Antonio, including its last 14 attempts over the final 13 minutes of the game. The streak ended when the Hawkeyes missed their first free throw attempt at The Citadel. Iowa also shot 70.3% (26-37) in a win over Kansas State, 88.9% (8-9) in a loss at Boston College and 76.2% (16-21) in a win over Iowa State.



The perfect performance against Northern Iowa is the best for an Iowa team since Nov. 19, 2004 when the Hawkeyes established a school record by hitting all 20 of their free throw attempts in a win over Western Illinois.

Jermain Davis led Iowa vs. UTSA, making all 10 of his attempts. He is the 24th Iowa player ever to shoot 100% from the free throw line in a game, with a minimum of 10 attempts. Davis is the seventh player (sixth Hawkeye) to make as many as 10 free throws in a game without a miss, in Carver-Hawkeye Arena.

Jake Kelly added 9-10 free throws in a loss to West Virginia and Jeff Peterson made 11-12 free throws in a win over Kansas State.

IOWA SOLID ON DEFENSE

Iowa has been solid on defense through 11 games. The Hawkeyes are allowing just 55.2 points per game, holding five opponents to less than 50 points and allowing Bryant just 36 points. Iowa opponents are shooting 41.3% from the field and 33.1% from three-point range.

Iowa ranked fifth in the nation in scoring defense last season (58.0) and held opponents under 50 points in nine games. Iowa opponents shot 40.4% from the field.

BALANCED SCORING LEADS IOWA

Iowa has used a balanced scoring attack, with at least three players scoring in double figures in five games and four reaching 10 points or more in three games. Seven different players have led the team in scoring and four are averaging more than nine points per game.

Senior Cyrus Tate is shooting 64.7% from the field, while guards Matt Gatens (52.8%) and Jeff Peterson (52.3%) are both over 50%. Tate shot 66.7% from the field last season, including 70.2% in Big Ten games.

Freshman Anthony Tucker led Iowa with 21 points in the win at The Citadel, as he hit 7-11 three-point shots. Tucker hit 8-12 field goals, including 6-9 three-pointers, in scoring 24 points in the loss to West Virginia.

Tucker added 19 points vs. Oakland and 14 vs. SE Missouri State. Tucker is shooting 46.6% from the field and 44.3% from three-point range. The seven three-pointers by Tucker at The Citadel match the fifth best total in school history. Chris Kingsbury twice made nine treys, while Justin Johnson had eight three-pointers in two games.

HAWKEYE GAMES NOTES

- Iowa is 7-1 when controlling the opening tip and 2-1 when not controlling the tip.
- Iowa is 2-1 when four players reach double figures, 4-1 when three score in double figures and 3-0 when two score 10 or more points. In 32 games last season, Iowa had more than three players score in double figures just four times.
- Iowa was guilty of five turnovers in a win over Northern Iowa, the fewest for the Hawkeyes under Coach Todd Lickliter. Iowa had six turnovers in a win at The Citadel and seven in wins over Charleston Southern and SE Missouri State. Iowa was guilty of 19 turnovers against Texas-San Antonio, 16 vs. Oakland and 21 vs. West Virginia, (includ-

Big Ten Standings/Schedule

	Big Ten			All Games		
	W	L	PCT	W	L	PCT
Minnesota	0	0	.000	9	0	1.000
Ohio State	0	0	.000	7	0	1.000
Illinois	0	0	.000	9	1	.900
Northwestern	0	0	.000	7	1	.875
Iowa	0	0	.000	9	2	.818
Penn State	0	0	.000	9	2	.818
Purdue	0	0	.000	8	2	.800
Wisconsin	0	0	.000	8	2	.800
Michigan	0	0	.000	7	2	.778
Michigan State	0	0	.000	7	2	.778
Indiana	0	0	.000	5	5	.500

Saturday, December 20

Iowa at Drake, 3:05 p.m., ESPNU

Detroit-Mercy at Illinois

Michigan State at Texas (Houston, TX)

Iona at Ohio State

Coppin State at Wisconsin

Michigan vs. Oakland (Auburn Hills, MI)

Minnesota vs. Louisville (Glendale, AZ)

Davidson vs. Purdue (Indianapolis, IN)

Northwestern at Stanford

Sunday, December 21

Lafayette at Penn State

Monday, December 22

IUPUI-Fort Wayne at Purdue

Florida Gulf Coast at Michigan

UNC-Ashville at Ohio State

Northeastern at Indiana

Tuesday, December 23

Missouri vs. Illinois [23]

Texas at Wisconsin

Sacred Heart at Penn State

Southeastern Louisiana at Minnesota

SMU at Northwestern

ing 17 in the first half). The Hawkeyes had less than 10 turnovers in just two of 32 games a year ago and had 20 or more turnovers in seven games.

- Iowa is 4-0 when scoring between 70-80 points, 5-1 when scoring between 60-70 points and 0-1 when scoring less than 60 points.
- Iowa is 5-0 when holding its opponent to less than 50 points, 2-1 when the opponent scores between 50-60 points, 2-0 when the opponent scores between 60-70 points and 0-1 when the opponent scores over 80 points.
- Iowa is 8-0 when collecting more assists than the opponent, 0-1 when the opponent has more assists and 1-1 when assists are even.
- Iowa is 5-0 when having fewer turnovers than its opponent, 2-1 when the opponent has fewer turnovers and 2-1 when turnovers are even.
- Iowa is 7-1 when collecting more steals than its opponent and 2-1 when the opponent has more steals. Iowa allowed The Citadel no steals in taking the 70-48 road win.
- Iowa is 9-0 when leading at halftime and 0-2 when trailing at halftime.
- Iowa is 3-1 in games decided by 10 points or less, including 1-1 in games decided by less than five points.



Iowa in Big Ten Statistics

All Games		
Category	Stat	Rank
3-Pt. FG Per Game	9.3	1st
Field Goal %	.489	1st
3-Pt. Field Goal %	.421	1st
Free Throw %	.742	2nd
Scoring Defense	55.2	3rd
Rebounding Margin	+3.0	6th
Scoring Margin	+12.0	7th
FG% Defense	.413	8th
Ast./TO Ratio	1.2	8th
Assists	13.6	8th
3-PT FG Defense	.331	8th
Scoring Offense	67.2	8th
Steals	6.1	9th
Turnover Margin	+0.4	10th
Blocked Shots	1.8	10th

INDIVIDUAL STATISTICS

All Games			
Category	Player	Stat	Rank
3-pt. FG %	Matt Gatens	.571	1st
	Anthony Tucker	.443	9th
	Devin Bawinkle	.413	T15th
FG%	Cyrus Tate	.647	2nd
	Matt Gatens	.528	11th
FT%	Jeff Peterson	.523	13th
	Jeff Peterson	.864	4th
Rebounding	Jake Kelly	.844	5th
Steals	Cyrus Tate	7.5	4th
	Jake Kelly	1.5	T7th
Ast./TO Ratio	Jake Kelly	1.8	9th
	Matt Gatens	2.0	10th
	Jeff Peterson	1.4	13th
Assists	Jeff Peterson	3.6	6th
	Matt Gatens	3.3	11th
	Jake Kelly	3.1	14th
	Cyrus Tate	0.8	11th
Blk. Shots	Cyrus Tate	0.8	11th
	Anthony Tucker	13.1	17th
Scoring	Matt Gatens	10.6	21st
	Anthony Tucker	3.4	2nd
3-pt. FG Per G.	Anthony Tucker	3.4	2nd
	Matt Gatens	2.0	T8th

HAWKEYE PLAYER NOTES

- Along with scoring the game winning basket vs. Kansas State, Cyrus Tate ended the game with 10 points and seven rebounds, just one night after failing to score in a loss to West Virginia. Tate turned in solid defensive performances in wins over Northern Iowa and Iowa State, adding 10 points and eight rebounds against the Cyclones. He leads Iowa in rebounding (7.5) and is scoring 7.6 points per game.

- Jeff Peterson led Iowa with six assists against Kansas State, moving into the team lead in that department (3.6). Peterson also made 11-12 free throw attempts against the Wildcats. Peterson led Iowa in assists last season as a true freshman. He is shooting 52.3% from the field and leads the team in free throws (38) and attempts (44), shooting 86.4%.
- Anthony Tucker, a true freshman, scored in double figures in Iowa's first six games. Tucker leads Iowa in scoring at 13.1 points a game.
- True freshman Aaron Fuller had a season-best seven rebounds and seven points against Kansas State, and he added seven points in a win over Bryant.
- True Freshman Matt Gatens has scored in double figures in seven games, ranks second on the team in assists (36) and has missed just one free throw (21-22, 95.5%). He is shooting 52.8% from the field and 57.1% from three-point range.
- Junior Devan Bawinkle had a season-best 12 points in a loss at Boston College and a win over Iowa State. He connected on 4-7 three-pointers at Boston College and 4-5 vs. Iowa State. All of his 36 field goal attempts in 11 games are three-point attempts.
- Junior Jermain Davis had his best game against Iowa State, recording season-bests in points (16), rebounds (six), assists (five) and steals (one). Davis had 10 points in the loss at Boston College.
- Sophomore Jake Kelly, still shaking off the effects of a broken middle finger on his shooting (right) hand, contributed 19 points, five rebounds, four assists and two steals in a win over Northern Iowa. Kelly missed over a week of practice and Iowa's exhibition game due to the injury.

VALUABLE POSSESSIONS

Iowa is averaging 13.6 assists and 11.6 turnovers per game. Through 11 games last season those averages were 12.4 assists and 17.6 turnovers per game.

HAWKEYES ARE TOUGH AT HOME

Iowa has won 49 of its last 59 games (.831) in Carver-Hawkeye Arena (15,500) over the last three-plus seasons, including win streaks of 21 straight overall and 12 straight Big Ten Conference wins. Iowa has won 10 of its last 13 home games against ranked opponents.

Iowa was a perfect 17-0 at home in 2006 and 14-2 in 2007 before posting a 10-8 home record a year ago. Iowa has compiled a 19-6 Big Ten Conference record in that time.

IOWA PROGRAM REACHES 1,400 WINS

The Iowa basketball program reached 1,400 wins (now at 1,460) with a 79-46 victory over Texas-San Antonio on Nov. 26, 2005. Iowa ranks 34th on the all-time list for victories and is one of 41 NCAA Division I programs with as many as 1,400 wins. Iowa's basketball history includes 73 winning seasons and 24 years in which the Hawkeyes have won 20 or more games. Iowa (with 22) is one of 31 programs to earn more than 20 invitations into the NCAA Tournament.



Hy-Vee Cy-Hawk Series

Iowa has clinched the fifth annual Hy-Vee Cy-Hawk Series, holding a 15-4 advantage through nine events. Iowa defeated Iowa State 17-5 in football to win the only three-point event. The Cyclones beat the Hawkeyes 3-0 in volleyball (Sept. 12) to earn two points. Iowa also downed the Cyclones in women's soccer, 3-2, in Ames. In cross country, the Iowa women placed ahead of Iowa State in the NCAA Regional to gain two points, while the ISU men topped Iowa in the men's event. Iowa defeated the Cyclones in wrestling (20-15), women's basketball (66-46), men's basketball (73-57) and women's swimming and diving (196-104).

There are three events remaining, with the next competition slated for Feb. 12 when the teams meet in women's gymnastics.

Iowa now holds a 3-2 advantage in the in-state competition that began in 2005, winning in 2005 and 2007, along with this year.

The 12-event series awards two points (except football, which is worth three) to the winning school in each head-to-head match-up between the two institutions. Additionally, two points are awarded to an institution if the graduation rate of its student-athletes is greater than the national average as reported each fall by the NCAA.

A commemorative Hy-Vee Cy-Hawk Series Cup, which stands 31 inches tall and weighs 19 pounds, is displayed on the winning team's campus for an entire year after a victory. Replica cups are also presented as "traveling trophies" for individual victorious teams in the head-to-head competition.

This season's fifth annual Hy-Vee Cy-Hawk Series schedule is listed below:

Date	Event	Site/Result
9/12	Volleyball (2 pts)	ISU, 0-3
9/13	Football (3 pts)	Iowa, 17-5
9/21	Women's Soccer (2 pts)	Iowa, 3-2
11/15	Men's Cross Country (2 pts)	ISU
11/15	Women's Cross Country (2 pts)	Iowa
12/6	Wrestling (2 pts)	Iowa, 20-15
12/7	Women's Basketball (2 pts)	Iowa, 66-46
12/12	Men's Basketball (2 pts)	Iowa, 73-57
12/12	Women's Swim. & Diving (2 pts)	Iowa, 196-104
2/12	Women's Gymnastics (2 pts)	Ames
2/14	Women's Gymnastics (2 pts)	Iowa City
4/7	Softball (2 points)	Iowa City

Academic Opportunities

Two points for an institution if the student-athlete graduation rate for all student-athletes is greater than the national average for all student-athletes, according to the annual graduation rate report issued each September/October by the NCAA.

HAWKEYES FEATURE YOUNG LINE-UP

Iowa's starting line-up in its first eight games included three true freshmen, including forward Aaron Fuller and guards Matt Gatens and Anthony Tucker. The most recent line-up the last three games includes one senior, one junior, two sophomores and one freshman.

Iowa's starting line-up in four games last season included freshmen Jarryd Cole, Jeff Peterson and Jake Kelly. Cole later missed the final 19 games due to injury. Kelly started 25 games and Peterson 11. The three combined for 42 starts.

Iowa had not started three freshmen in a game since the 2000-01 season. That season, Brody Boyd, Jared Reiner and Glen Worley started in a game at Illinois. Boyd, Worley and Sean Sonderleiter started in a game at Michigan State and Boyd, Worley and Cortney Scott started in a game at Michigan.

NEWCOMERS CONTRIBUTE

With seven new players on a 13-man roster, Iowa is relying on newcomers this season. Three newcomers, all freshmen, started Iowa's first eight games. Four of the newcomers have led the team in scoring in at least one game.

The Hawkeye newcomers have scored 40 or more points in five games, with a high of 48 vs. Texas-San Antonio. The first-year Hawkeyes had a season-best 23 rebounds in a win over SE Missouri State.

Freshman Matt Gatens led the newcomers with 15 points in the opening game and freshman Anthony Tucker has led Iowa's scoring in three games. Gatens' total matches the most points scored by a freshman in their first game since Jeff Horner had 15 points in the first game of the 2002-03 season. Tucker scored 24 points vs. West Virginia, 21 points at The Citadel and 19 vs. Oakland while leading Iowa in scoring at 13.1 points per game. Gatens is averaging 10.6 points, 3.3 assists and 3.5 rebounds. Here are the totals Iowa's newcomers have contributed each game, and the averages:

	Pts	Rebs	Asts	Stls	Min
Charleston Southern	37	12	14	2	118
Texas-San Antonio	48	15	13	2	119
at The Citadel	45	12	7	5	108
Oakland	31	13	6	2	98
SE MO State	44	23	9	5	118
West Virginia (n)	41	14	3	1	119
Kansas State (n)	28	20	2	3	119
at Boston College	34	9	6	1	111
Bryant Univ.	43	12	9	2	115
Northern Iowa	24	9	3	1	94
Iowa State	38	17	7	3	99
Totals	408	157	79	27	1,216
Average	37.1	14.3	7.2	2.5	110.5

SCORING BY HALVES

Iowa has outscored its opponents 338-284 in the first half and 401-323 in the second half. Iowa has led at halftime in nine games (all wins), and has outscored its opponent in the second half eight times.



Iowa Signs Two In-State Recruits

Guard Eric May of Wahlert HS in Dubuque and forward/center Brennan Cougill of Heelan HS in Sioux City have signed national letters in intent to join the Hawkeye basketball program next season.

May (6-5, 220) has excelled in both basketball and football during his prep career. He led Wahlert to the Class 3-A state basketball title as a junior, hitting a 35-foot shot at the buzzer to lift his team to a 70-67 win. In three games at the state tournament he averaged 18.7 points and 4.3 rebounds, shooting 50% from three-point range and 87.5% from the free throw line. He was named captain of the Class 3-A all-tournament team.

May averaged 18.5 points, 6.5 rebounds, three assists and 2.5 steals as a junior for Coach Tom English as Wahlert posted a 24-3 overall record. His last second basket led Wahlert to a win at Iowa City High, the only loss of the season for the Class 4-A state champion Little Hawks.

May earned first team all-state and all-conference honors as a junior. This past football season he earned first team all-conference recognition as one of the top prep quarterbacks in the state.

May also started for the Wahlert basketball team as a sophomore, averaging 14 points and 7.2 rebounds in helping the Golden Eagles post a 16-7 overall record.

Cougill (6-9, 260) became the first in-state player to commit to Lickliter's program when he gave the Hawkeyes his verbal commitment in September, 2007. He averaged 19.5 points, 11 rebounds and two blocked shots per game as a junior. He earned first team all-state honors a year ago after earning third team recognition as a sophomore. Cougill was invited last summer to the invitation-only NBA Top 100 camp in Virginia.

As a junior, Cougill led Heelan to a 20-4 overall record, including a return trip to the Class 3-A state tournament. Heelan was defeated in the quarter-finals by eventual champion Dubuque Wahlert. Cougill collected 10 points and 10 rebounds in the quarter-final loss.

As a sophomore he averaged 15.5 points and nine rebounds a game as Heelan placed second in the state tournament. His tip-in basket in the semi-finals allowed Heelan to advance to the title game.

LEADING THE TEAM

Following is the number of times a player has led Iowa in scoring, rebounding, assists and steals. If two or more players tied for the team lead, all are credited for that game:

Player	Scoring	Rebounding	Assists	Steals
Devan Bawinkel	1			
Jermain Davis	1		1	
Anthony Fuller		2		2
Matt Gatens	3	1	4	2
Jake Kelly	1		2	5
Jeff Peterson	1		5	3
Cyrus Tate	1	10	0	4
Anthony Tucker	4	2		2

IOWA'S STATISTICAL COMPARISONS

	All Games	Big Ten	Home Games	Away Games	IA Wins	IA Losses
Record	9-2	0-0	7-0	2-2	9-0	0-2
Points	67.2		68.7	64.5	68.4	61.5
Opp. Pts	55.2		50.3	63.8	51.4	72.0
FG%	.489		.509	.452	.492	.476
FG Def.	.413		.375	.479	.397	.476
3-PT%	.421		.404	.457	.415	.459
3-pt. Def.	.331		.317	.365	.313	.429
FT%	.742		.784	.693	.743	.737
REB	30.3		32.6	26.3	31.8	23.5
AST	13.6		15.3	10.8	14.6	9.5
TO	11.6		11.0	12.8	10.4	17.0
STL	6.1		6.1	6.0	6.4	4.5
BLK	1.8		2.3	1.0	1.8	2.0

REACHING DOUBLE FIGURES

Following are Iowa's number of double figure games in scoring and rebounding, both for the 2008-09 season and for their career:

	Points		Rebounds	
	'08-09	Career	'08-09	Career
Devan Bawinkel	2	2	0	0
Jarryd Cole	0	5	0	0
Jermain Davis	3	3	0	0
Matt Gatens	7	7	0	0
Jake Kelly	5	16	0	0
Jeff Peterson	5	8	0	0
Cyrus Tate	4	18	3	9
Anthony Tucker	7	7	1	1

HOME, AWAY COMPARISONS

In its seven home games, Iowa has outscored its opponents by an 18.4 margin, shooting 50.9% from the field while holding its opponent to 37.5% shooting. Iowa holds a 32.6-24.7 rebounding advantage.

In four games away from Carver-Hawkeye Arena, Iowa has outscored its opponents 64.5-63.8. The Hawkeyes are shooting 45.2% from the field while the opponents are shooting 47.9%. The opponents hold a 31.8-26.3 rebounding margin.

STARTING LINE-UPS

Iowa has used two starting line-ups in its 11 games. Following is Iowa's record by line-up, with the last starting unit in bold:

Fuller, Tate, Gatens, Peterson, Tucker	6-2
(CSU, UTSA, CIT, OAK, SEMO, WVU, KSU, BC)	
Davis, Tate, Gatens, Peterson, Kelly	3-0
(BU, UNI, ISU)	

OFF THE BENCH

The Iowa reserves are averaging 19.7 points and 7.7 rebounds per game, compared to 12.8 points and 7.2 rebounds by the opponent reserves.

Iowa is 5-2 when the reserves outscore the opponent reserves and 4-0 when the opponent reserves score more points.



Iowa is 6-1 when the Hawkeye reserves have more rebounds than the opponent reserves and 3-1 when the opponent reserves have more rebounds. Following is a game-by-game comparison with opponents:

Opponent	Iowa		Opponent	
	Pts.	Rebs.	Pts.	Rebs.
Charleston Southern	21	8	5	6
TX-San Antonio	17	10	21	7
at The Citadel	12	7	5	8
Oakland	16	5	5	4
SEMO	30	16	14	10
West Virginia (n)	21	6	18	10
Kansas State (n)	22	5	25	17
at Boston College	33	8	15	5
Bryant Univ.	22	6	8	2
Northern Iowa	5	5	6	0
Iowa State	18	9	19	10
Totals	217	85	141	79
Average	19.7	7.7	12.8	7.2

OVERCOMING DEFICITS

The biggest deficit Iowa has overcome to earn a victory this season is seven points. In the season opening contest, Iowa trailed 7-0 before taking a 68-48 win over Charleston Southern. Iowa also trailed 22-15 in the first half of a 65-46 win over Northern Iowa.

In Iowa's two losses, Boston College trailed by four points and West Virginia trailed by two, both in the first half.

Last season Iowa rallied from a 14-point deficit in two games, while two opponents defeated Iowa after trailing by 16 points.

IOWA FROM THE FREE THROW LINE

Iowa made over 70% of its free throws in seven games, including 100% (8-8) vs. Northern Iowa, 90.9% (20-22) vs. Texas-San Antonio and 88.9% (8-9) at Boston College. Iowa made at least 70% of its free throws in 12 games last season, with a season-best 88.9% (8-9) at Northern Iowa.

Iowa is 6-1 this season when shooting over 70% from the foul line. Four of Iowa's opponents have shot less than 60% from the foul line. Following is Iowa's won-loss breakdown this season, based on free throw percentage:

Iowa FT%	W-L	Iowa FT%	W-L
Under 50%	0-0	70-79%	4-0
50-59%	1-0	80-89%	0-1
60-69%	2-1	90-100%	2-0

CRUNCH TIME FREE THROWS

Iowa is 25-30 (.833) from the free throw line in the final four minutes of its four games that have been decided by 10 points or less. Iowa's opponents in those games have made 7-10 (.700) free throw attempts in the final four minutes. Iowa is 3-1 in games decided by 10 points or less and 1-1 in games decided by less than five points.

Following are Iowa's individual attempts:

Jake Kelly	6-6	1.000
Jermain Davis	4-4	1.000
Matt Gatens	4-4	1.000
Anthony Tucker	2-2	1.000
Jeff Peterson	8-10	.800
Cyrus Tate	1-3	.333
Andrew Brommer	0-1	.000
Iowa	25-30	.833
Opponents	7-10	.700

IOWA RECORD BY CONFERENCE

Iowa has played teams from the Atlantic Coast, Big East, Big South, Big 12 (two), Missouri Valley, Ohio Valley, Southern, Southland and Summit conferences, along with one independent. Iowa will play one additional game against the Missouri Valley Conference and one more from the Summit League to conclude non-conference play. Following is a breakdown of Iowa's record by conference:

Atlantic Coast	0-1	Ohio Valley	1-0
Big East	0-1	Southeastern	0-0
Big South	1-0	Southern	1-0
Big 12	2-0	Southland	1-0
Independent	1-0	Summit League	1-0
Missouri Valley	1-0		

IOWA IN TOURNAMENT PLAY

Iowa has fared well while taking part in regular-season tournaments over the past 22 years. In that time Iowa has won the Great Alaska Shootout (1986-87), the Cal-Irvine Anteater Classic (1986-87), the Maui Classic (1987-88), the San Juan Thanksgiving Shootout (1992-93), the San Juan Christmas Shootout (1997-98), the Big Ten Conference Tournament in 2001 and 2006 and its own invitational 24 times.

In addition, Iowa was runner-up in the 1985-86 Far West Classic, the 1987-88 All-College Tournament, the 1988-89 Chaminade Classic, the 1991-92 Tampa Tribune Holiday Invitational, the 1994-95 Rainbow Classic, the 1995-96 Great Alaska Shootout, the 1999-00 Coaches vs. Cancer Classic, the 2001-02 Guardians Classic, the 2005-06 Guardians Classic, the 2002 Big Ten Conference Tournament and the 2004 Maui Invitational.

IOWA ON THE BIG TEN NETWORK

The majority of Iowa games throughout the 2008-09 season can be seen on the Big Ten Network, a national cable television network that now reaches over 70 million homes in its second year. The Big Ten Network is available on Mediacom, which provides cable service to over 400,000 customers throughout Iowa and the Midwest.

Iowa games telecast on the Big Ten Network are also available through the nation's two satellite television companies, DirectTV and Dish Network.



BTN CLASSIC GAMES INCLUDES IOWA

The Big Ten Network, for the second straight season, will televise a series of "Greatest Games" of the Big Ten Conference throughout the season. Iowa games featured include an overtime win over Oklahoma in the Sweet 16 of the 1987 NCAA Tournament and a double overtime win at Indiana during the 2003-04 season. The victory over Indiana will air at 7 p.m. CT on Feb. 3 and the win over Oklahoma can be seen at 7 p.m. on Feb/ 24. An Iowa loss at Northwestern during the 2004-05 season can be seen again at 11 a.m. CT on Feb. 28.

TATE & COLE ARE IOWA CAPTAINS

Senior forward Cyrus Tate and sophomore forward Jarryd Cole are serving as Iowa's captains.

Tate averaged 8.3 points and 5.4 rebounds a year ago while starting 19 of the 31 games he appeared in. Tate shot 66.7% from the field for the season and 70.2% in Big Ten games. He led the conference in field goal percentage and was third in rebounding in conference games. He has started every game this season and is averaging 7.6 points and 7.5 rebounds.

Cole started six of the 13 games he played before a knee injury in Iowa's final non-conference game forced him to miss the final 19 games. Cole averaged 6.6 points and 4.8 rebounds, shooting 66.7% from the field. He has played in all 11 games this season.

LICKLITER TO REDSHIRT

Freshman guard John Lickliter, who joined the Iowa program as a walk-on to play for his father, Coach Todd Lickliter, plans to use the 2008-09 season to redshirt.

Lickliter started every game at year ago at Iowa City High, helping the Little Hawks claim the Class 4-A state title.

THE RETURNING CAST

Iowa returns two starters and six lettermen from a year ago. The returning starters include senior forward Cyrus Tate (6-8, 255) and sophomore guard Jake Kelly (6-6, 185). Tate started 19 games as a junior, averaging 8.3 points and 5.4 rebounds. Kelly started 25 of 32 games in his first season, averaging 7.3 points while shooting 43.5% from three-point range.

The four additional returning lettermen include junior center David Palmer (6-9, 240), senior guard J.R. Angle (6-7, 215), sophomore guard Jeff Peterson (6-0, 192) and sophomore forward Jarryd Cole (6-7, 250).

Iowa's returning players, last season, played 44.9% of all minutes in 32 games, scoring 44.9% of Iowa's points and grabbing 37.3% of Iowa's rebounds. The group also had 45.5% of the assists and 50% of the steals last season. They combined to shoot 45.8% from the field, 35.7% from three-point range and 63.1% from the free throw line.

A YOUNG SQUAD

Iowa's roster of 13 players includes five freshmen, three sophomores, three juniors and two seniors. The sophomores are Jarryd Cole, Jake Kelly and Jeff Peterson. The freshmen include forward Andrew Brommer (6-9, 235), forward Aaron Fuller (6-6, 210), guard Matt Gatens (6-5, 215), guard John Lickliter (5-11, 175) and guard Anthony Tucker (6-4, 200).

In addition, junior guards Devan Bawinkel (6-5, 210) and Jermain Davis (6-4, 200) are both in their first year at Iowa after attending junior colleges a year ago.

Along with two players from the state of Iowa, the roster includes two players from Illinois and Indiana, three from Minnesota, two from Missouri and one from Arizona and Tennessee.

HAWKEYE SCHEDULE NOTES

- Along with an opening win over Charleston Southern, Iowa traveled to The Citadel on Nov. 20. Both Charleston Southern and The Citadel are located in Charleston, South Carolina.
- Iowa's schedule includes 17 home games, including nine Big Ten Conference games and home dates with in-state opponents Northern Iowa and Iowa State. In conference play, Iowa does not play at Illinois, while Minnesota does not visit Carver-Hawkeye Arena.
- Iowa's Big Ten schedule includes five weekend home dates and four games during the week.
- After playing a number of games a year ago with a start time of 8 p.m., Iowa has just one remaining home game this season that starts as late as 7:30 p.m., that being a Big Ten contest against Wisconsin (Jan. 21).
- Iowa's schedule includes at least three neutral site games, including two games in the Las Vegas Invitational. Iowa defeated Kansas State to split its two games in Las Vegas as the Hawkeyes earned their first neutral site win since a 78-65 win over Toledo on Nov. 17, 2006 at the Paradise Jam.
- Iowa could play between one and four neutral site games while taking part in the Big Ten Conference Tournament in Indianapolis, IN at the end of the season.

POST-SEASON OPPONENTS

Fifteen of Iowa's 31 games during the regular season are against teams that advanced to post-season play last season. That includes 11 games against teams that participated in the NCAA Tournament. Iowa will play eight games against four Big Ten opponents that appeared in the 2008 NCAA Tournament, along with a single game at Drake and games against West Virginia and Kansas State.

During the non-conference portion of the schedule Iowa will face teams from the Big East (West Virginia), Atlantic Coast (Boston College), Big 12 (Iowa State and Kansas State) and Missouri Valley (Drake and Northern Iowa) conferences.

Iowa, in 2007-08, played 14 of 32 games against teams that advanced to post-season play. That included five teams that advanced to the NCAA Tournament (1-8), three opponents who competed in the NIT (1-3) and one opponent who participated in the initial College Basketball Invitational (0-1).



IOWA VS. RANKED TEAMS

These are Iowa's most recent wins vs. nationally ranked opponents:

At Home:	43-36 over sixth-ranked Michigan State, 1/12/08
On the Road:	70-67 over 21st-ranked Indiana, 2/11/06
Neutral Court:	67-60 over 7th-ranked Ohio State, 3/12/06 In semi-finals of Big Ten Tournament

LICKLITER VS. RANKED TEAMS

Iowa Coach Todd Lickliter holds a 7-10 record when coaching against nationally ranked opponents, including a 1-5 mark at Iowa and a 6-5 record in six seasons at Butler.

In 2007-08, Iowa defeated sixth-ranked Michigan State (43-36), while dropping decisions to 11th-ranked Indiana (76-79), 24th-ranked Wisconsin (51-64), seventh-ranked Indiana (43-65), eighth-ranked Wisconsin (54-60) and 17th-ranked Michigan State (52-66).

Lickliter's Butler teams defeated ranked opponents Louisville (14th), Maryland (18th), Mississippi State (20th), Ball State (21st), Tennessee (22nd) and Gonzaga (23rd). His teams are 0-3 vs. top five opponents, including losses to third-ranked Oklahoma in 2003, third-ranked Florida in 2007 and fifth-ranked Duke in 2003.

NATIONAL COACH OF THE YEAR

Iowa Coach Todd Lickliter was named the 2007 Division I national Coach of the Year by the National Basketball Coaches (NABC) after leading Butler to 29 wins and a spot in the NCAA Sweet Sixteen.

With Iowa football Coach Kirk Ferentz earning national Coach of the Year in 2002, Iowa is one of seven Division I institutions to have a former football and men's basketball national Coach of the Year currently coaching their respective team. The others are Florida, Florida State, Kansas, Maryland, SMU and Tennessee.

Four current Big Ten Conference head coaches have earned national Coach of the Year honors.

AMONG SINGLE SEASON BESTS

Iowa made 222 three-point field goals while attempting 640 three-point shots a year ago. Both of those figures rank second best at Iowa for a single season. The Hawkeyes set single season records in 1995 when they made 274 of 743 three-point attempts. Through five games this season, Iowa is averaging 10 made three-point field goals and 24.2 attempts, compared to 6.9 made treys last season on an average of 20 attempts.

NO THREE-POINTERS

Since the three-point shot became part of the college game, Iowa has played 14 games in which it has failed to make a three-point attempt. Iowa had made at least one three-point basket in 53 straight games before missing all five attempts in a 71-61 home win over Purdue in 2004. Iowa's current streak includes at least one three-point basket in 161 straight games.

Following is a list of games in which Iowa did not make a three-point basket (11-3 record). During the 1982-83 season, when the three-point shot was first added, the number of three-point attempts in some games is unavailable.

Date	Opponent	3-pt.	Result
1/7/04	Purdue	0-5	W, 71-61
2/13/02	Penn State	0-9	L, 65-71
12/8/92	Northern Iowa	0-5	W, 64-44
12/6/91	Army	0-8	W, 74-39
12/12/88	Jackson State	0-3	W, 86-71
12/19/87	Iowa State	0-7	L, 100-102
2/10/83	Purdue	0-1	W, 55-46
12/29/82	Seton Hall	0	W, 85-63
12/28/82	James Madison	0	W, 55-47
12/18/82	UCLA	0	L, 66-75
12/11/82	Southern Cal	0	W, 66-55
12/8/82	Marquette	0	W, 87-66
12/3/82	Navy	0	W, 76-65
11/27/82	Brigham Young	0	W, 91-80

IOWA IN THE NCAA TOURNAMENT

Iowa made its 22nd appearance in the NCAA Tournament in 2006. Iowa earned the Big Ten Conference's automatic bid by virtue of claiming the league's tournament title.

The Hawkeyes hold an overall record of 27-24 in the tournament, advancing to the Final Four in 1955 (fourth), 1956 (second) and 1980 (fourth). Iowa reached the regional championship in 1987 and lost in the regional semi-final in 1988 and 1999.

HALK TALK WITH TODD LICKLITER

Fans of the University of Iowa basketball program may join Iowa Coach Todd Lickliter and radio announcer Gary Dolphin each week during the season for the "Hawk Talk with Todd Lickliter" radio call-in show. The show takes place each week at Carlos O'Kelly's Mexican Café in Iowa City from 6 to 7:30 p.m. The dates are Dec. 15, 22; Jan. 5, 12, 19, 26; Feb. 2, 9, 16, 23; and March 2 and 9.

TICKETS ON SALE FOR 2008-09

Fans interested in obtaining men's basketball tickets can do so at the UI Athletic Ticket Office, located in Carver-Hawkeye Arena, by calling the ticket office at 1-800-IA-HAWKS or by visiting the UI website at hawkeyesports.com.

Season tickets are available for 2008-09, including general public (\$364), UI faculty and staff (\$294) and UI students (\$80).

Single game tickets for all home games are also on sale. Single game tickets cost \$22 for weekday games and \$27 for weekend games and the Iowa State game. Youth tickets (high school age and younger) priced at \$10 each are available for all non-conference games, except the Iowa State game.

Additional ticket packages on sale include the following:

Big Ten Weekend-er (\$135) - - includes a ticket to games vs. Indiana (Jan. 3), Northwestern (Feb. 7), Purdue (Feb. 14), Michigan (Feb. 22) and Penn State (Mar. 7).



Big Ten Weeknights (\$76) - - includes a ticket to games vs. Minnesota (Jan. 8), Wisconsin (Jan. 21), Michigan State (Jan. 29) and Ohio State (Mar. 3-5).

Home for the Holidays (\$66) - - includes a ticket to games vs. Western Illinois (Dec. 27), Indiana (Jan. 3) and Minnesota (Jan. 8).

Youngsters are Hawk Fans, Too (\$10) - - includes a youth ticket to games vs. Western Illinois (Dec. 27), Minnesota (Jan. 8), Michigan (Feb. 22) and Ohio State (Mar. 3-5).

University of Iowa students will be allowed into the Michigan State game on Jan. 29 at no charge. Students who purchased season tickets were not charged for the home games vs. Northern Iowa or Michigan State.

Discounted tickets to select home games, earmarked for purchase by groups of 20 or more, are also available for purchase. For information about group ticket packages, fans should call the UI Sports Marketing Office at (319) 335-9431.

BIG TEN TOURNAMENT TICKETS ON SALE

All-session and single session tickets for the 2009 Big Ten Conference men's basketball tournament are currently on sale. Tickets are available at all 11 Big Ten university ticket offices, the Consecro Fieldhouse box office, Ticketmaster outlets at www.ticketmaster.com, or by calling Ticketmaster at (317) 239-5151. The 12th annual Big Ten Tournament will be held March 12-15, 2009 at Consecro Fieldhouse in Indianapolis.

All session tickets are on sale for \$175 or \$275, depending on seat location. Orders are limited to 12 all-session tickets.

The bracket for the 2009 Big Ten Men's Basketball Tournament, along with information on tickets, travel, lodging, tournament history and more can be found at both www.bigten.org and www.indianasportscorp.com.

COACH LICKLITER WITH THE MEDIA

Following is a list of dates for basketball news conferences with Todd Lickliter. The news conferences will be held at 11:30 a.m. in the Press Room at Carver-Hawkeye Arena. Selected players will be available for interviews following the sessions with Coach Lickliter. Following are the news conference dates:

December	Thu, 18th	Mon, 29th		
January	Tue, 6th	Thu, 15th	Tue, 27th	
February	Mon, 9th	Thu, 19th		
March	Mon, 2nd	Mon, 9th		

IN-SEASON TELE-CONFERENCES

Following is a list of tele-conference dates with Coach Todd Lickliter. Each call will begin at 10:30 a.m. CT. Members of the media need to contact the UI Sports Information office for the dial in number and other details. Here are the tele-conference dates:

December	Fri, 26th				
January	Fri, 2nd	Sat, 10th	Tue, 20th	Fri, 23rd	Sat, 31st
February	Tue, 3rd	Fri, 6th	Fri, 13th	Tue, 24th	
March	Fri, 6th				

Coach Lickliter will also be available on the Big Ten tele-conference calls, which take place each Monday during the Big Ten season.

HIGHLIGHTS AND SOUND BITES ON SATELLITE

Sound bites with coaches and athletes from Iowa's winter sports teams are available each Wednesday throughout the winter.

The video sound bites are available from 3:30-3:45 p.m. CT and include all winter sports, including men's and women's basketball and wrestling. The satellite feeds are scheduled for the following dates: Dec. 17; Jan. 7, 14, 21 and 28; Feb. 4, 11, 18 and 25; March 4.

Contact the Iowa Sports Information office for coordinate information.

IOWA INFORMATION ON THE WEB

Iowa basketball information is available on the University of Iowa's web site, hawkeyesports.com. Once you have entered the web site, you may obtain biographical information on Iowa players and coaches, game notes, game stories and box scores from all games throughout the season, plus team and individual cumulative stats and a pdf version of Iowa's History and Record book.

Members of the media who wish to have this information forwarded via e-mail throughout the season may do so by contacting the Iowa Sports Information office with your e-mail address.

IOWA ON THE TUBE

All remaining games throughout the 2008-09 season are scheduled to be televised. The majority of Iowa games will appear on the Big Ten Network.

Iowa games against Drake and Western Illinois will appear on ESPNU. Big Ten games against Minnesota (home) and Michigan State (away) will appear on ESPN/ESPN2 and all games in the Big Ten post-season tournament will be televised.

IOWA PHOTOS AVAILABLE

Up-to-date head shots of all Iowa players and coaches are available on the internet at pics.hawkeyebasketball.com. Contact the Iowa Sports Information office if you are in need of additional photos.

HIGH SPEED CONNECTIONS

For members of the media who cover Iowa home games on a regular basis, high speed connections are available, at no charge, in the media seating area of Carver-Hawkeye Arena. You are asked to provide your own Ethernet cord. A limited number of phone lines are also available.

Media covering Iowa basketball on a regular basis should have their own telephone line installed.

AFTER THIS

Iowa concludes non-conference play Saturday, Dec. 27, hosting Western Illinois (7:05 p.m., ESPNU). The Hawkeyes open Big Ten Conference action Wednesday, Jan. 31 at Ohio State (3 p.m. CT, BTN).



*****4 - - J.R. Angle, Guard, 6-7, 215, Senior, Franklin, IN (Indian Creek HS)**

- Three points in win over Southeast Missouri State
- Saw action in 18 games in 2007-08, with two starts
- Averaged 3.2 points and 1.7 rebounds per game
- Career highs with 10 points, three steals and 23 minutes played in win over Southeastern Louisiana in '08



Career Bests

Points: 10 vs. Southeastern Louisiana, 12/29/07
Rebounds: 5 vs. Texas-Pan American, 12/1/06
FGM: 3, three times, last at Wisconsin, 1/5/08
FGA: 7, twice, last vs. Indiana, 1/2/08
3-PT. FG: 3 vs. Southeastern Louisiana, 12/29/07
3-PT. FGA: 7 vs. Southeastern Louisiana, 12/29/07
FTM: 3 at Michigan State, 2/17/07
FTA: 4 at Michigan State, 2/17/07
Assists: 3 vs. Eastern Illinois, 12/1/07
Steals: 3 vs. Southeastern Louisiana, 12/29/07
Blocks: 1 vs. Southeastern Louisiana, 12/29/07
Minutes: 23 vs. Southeastern Louisiana, 12/29/07

Angle, Game-by-Game


Opp.	S	FG	3-PT	FT	O-D-RE	PF	TP	A	T	B	S	M
Charleston So.					DNP							
UTSA					DNP							
at Citadel					DNP							
Oakland					DNP							
SE MO St.	N	1-3	1-3	0-0	1-0-1	1	3	1	1	0	0	4
W. VA (n)					DNP							
Kansas St. (n)					DNP							
at Boston Col.					DNP							
Bryant	N	0-0	0-0	0-0	0-0-0	0	0	0	0	0	1	1
Northern IA					DNP							
Iowa State	N	0-0	0-0	0-0	0-1-1	0	0	0	0	0	0	1
at Drake												
W. Illinois												
at Ohio State												
Indiana												
Minnesota												
at Michigan												
at Purdue												
Wisconsin												
at Penn State												
Mich. State												
at Illinois												
at Indiana												
Northwestern												
at Wisconsin												
Purdue												
Michigan												
at Mich. State												
at Northwestern												
Ohio State												
Penn State												
Big Ten Tournament												

Career Statistics

YEAR	G/GS	FG-A	PCT	3-PT	PCT	FT-A	PCT	O-D-RB	AVG	PF-DI	AS	TO	BK	ST	PTS	AVG
Fresh.	11/0	4-11	.364	2-5	.400	0-0	.000	1-5-6	0.5	2-0	1	6	0	0	10	0.9
Soph.	28/2	17-36	.472	4-9	.444	9-10	.900	9-19-28	1.0	31-0	9	9	0	5	47	1.7
Jun.	3/0	1-3	.333	1-3	.333	0-0	.000	1-1-2	0.7	1-0	1	1	0	1	3	1.0
Career	60/4	41-104	.394	21-58	.362	14-20	.700	18-49-67	1.1	54-0	22	27	1	10	117	2.0

15 -- Devan Bawinkel, Guard, 6-5, 210, Junior, Winnebago, IL (Highland, IL CC)

- 12 points (4-5 3 Pt. FG's) in win over Iowa State
- 12 points on 4-7 treys at Boston College
- Three points in win over Kansas State
- Nine points (3-5 3Pt. FG's) in win over SE Missouri State
- Two points in win at The Citadel
- Three points and two rebounds in win over UTSA
- Three points and one rebound vs. Charleston Southern
- Two rebounds, one assist and one steal in exhibition win
- Attended Highland Community College in Freeport, IL as a sophomore in 2007-08



Bawinkel, Game-by-Game

Opp.	S	FG	3-PT	FT	O-D-RE	PF	TP	A	T	B	S	M
Charleston So.	N	1-3	1-3	0-0	0-1-1	0	3	1	0	0	0	9
UTSA	N	1-2	1-2	0-0	0-2-2	0	3	0	0	0	0	12
at Citadel	N	0-1	0-1	0-0	0-2-2	0	0	0	0	0	0	8
Oakland	N	0-2	0-2	00-0	0-0-0	0	0	0	0	0	0	3
SE MO St.	N	3-5	3-5	0-0	0-0-0	1	9	1	0	0	0	20
W. VA (n)	N	0-1	0-1	0-0	0-1-1	0	0	0	0	0	0	11
Kansas St. (n)	N	1-3	1-3	0-0	0-0-0	0	3	0	0	0	1	13
at Boston Col.	N	4-7	4-7	0-0	0-0-0	1	12	0	0	0	0	16
Bryant	N	0-3	0-3	0-0	0-0-0	2	0	1	0	0	0	16
Northern IA	N	1-4	1-4	0-0	0-2-2	0	3	0	0	0	0	13
Iowa State	N	4-5	4-5	0-0	0-0-0	0	12	1	0	0	0	18
at Drake												
W. Illinois												
at Ohio State												
Indiana												
Minnesota												
at Michigan												
at Purdue												
Wisconsin												
at Penn State												
Mich. State												
at Illinois												
at Indiana												
Northwestern												
at Wisconsin												
Purdue												
Michigan												
at Mich. State												
at Northwestern												
Ohio State												
Penn State												
Big Ten Tournament												

Career Bests

- Points:** 13 vs. Slippery Rock, 11/14/06
Rebounds: 2, three times, last vs. UNI, 15/9/08
FGM: 5 vs. Slippery Rock, 11/14/06
FGA: 6 vs. Slippery Rock, 11/14/06
3-pt. FG: 4, twice, last vs. Iowa State, 12/12/08
3-pt. FGA: 7 at Boston College, 12/02/08
FTM: 2 vs. Marquette, 1/13/07
FTA: 2, twice, last vs. Marquette, 1/13/07
Assists: 3, twice, last vs. W. Michigan, 11/24/06
Steals: 1, twice, last vs. W. Michigan, 11/24/06
Blocks:
Minutes: 20, twice, last vs. SE Missouri State, 11/25/08


Career Statistics

YEAR	G/GS	FG-A	PCT	3-PT	PCT	FT-A	PCT	O-D-RB	AVG	PF-DI	AS	TO	BK	ST	PTS	AVG
*Fresh.	20/0	13-40	.325	8-29	.276	3-4	.750	0-8-8	0.4	8-0	12	8	0	2	37	1.9
Jun.	11/0	15-36	.417	15-36	.47	0-0	.000	0-8-8	0.7	4-0	4	0	0	1	45	4.1
Career	31/0	28-76	.368	23-65	.354	3-4	.750	0-16-16	0.5	12-0	16	8	0	3	82	2.6

* - - 2006-07 at West Virginia

20 - - Andrew Brommer, Forward, 6-9, 235, Freshman, Rosemount, MN (Rosemount HS)

- Two points and three rebounds in win over Kansas State
- Five points and two rebounds vs. West Virginia
- Four points and two rebounds in win over Southeast Missouri State
- Two points in win at The Citadel
- Four rebounds and two blocked shots vs. Charleston Southern
- Three rebounds and one assist in exhibition win



Brommer, Game-by-Game

Opp.	S	FG	3-PT	FT	O-D-RE	PF	TP	A	T	B	S	M
Charleston So.	N	0-2	0-0	0-2	1-3-4	1	0	0	0	2	0	14
UTSA	N	1-1	0-0	0-0	0-1-1	0	2	0	0	0	0	7
at Citadel	N	1-1	0-0	0-0	0-0-0	0	2	0	0	0	0	2
Oakland					DNP							
SE MO St.	N	2-3	0-0	0-3	1-1-2	3	4	1	1	1	1	16
W. VA (n)	N	1-2	0-0	3-8	0-2-2	4	5	0	0	1	0	22
Kansas St. (n)	N	1-2	0-0	0-1	1-2-2	5	2	0	0	0	0	13
at Boston Col.	N	0-0	0-0	0-1	0-1-1	1	0	0	0	0	0	13
Bryant	N	0-0	0-0	0-0	0-1-1	0	0	0	1	0	0	10
Northern IA	N	0-0	0-0	0-0	1-0-1	4	0	0	0	0	0	4
Iowa State	N	1-1	0-0	0-1	0-0-0	0	2	0	0	0	0	5
at Drake												
W. Illinois												
at Ohio State												
Indiana												
Minnesota												
at Michigan												
at Purdue												
Wisconsin												
at Penn State												
Mich. State												
at Illinois												
at Indiana												
Northwestern												
at Wisconsin												
Purdue												
Michigan												
at Mich. State												
at Northwestern												
Ohio State												
Penn State												
Big Ten Tournament												

Career Bests

- Points:** 5 vs. West Virginia, 11/28/08
Rebounds: 4 vs. Charleston Southern, 11/14/08
FGM: 2 vs. SE Missouri State, 11/25/08
FGA: 3 vs. SE Missouri State, 11/25/08
3-pt. FG:
3-pt. FGA:
FTM: 3 vs. West Virginia, 11/28/08
FTA: 8 vs. West Virginia, 11/28/08
Assists: 1 vs. SE Missouri State, 11/25/08
Steals: 1 vs. SE Missouri State, 11/25/08
Blocks: 2 vs. Charleston Southern, 11/14/08
Minutes: 22 vs. West Virginia, 11/28/08

Career Statistics

YEAR	G/GS	FG-A	PCT	3-PT	PCT	FT-A	PCT	O-D-RB	AVG	PF-DI	AS	TO	BK	ST	PTS	AVG
Fresh.	10/0	7-12	.583	0-0	.000	3-16	.188	4-11-15	1.5	18-1	1	2	4	1	17	1.7

**50 - - Jarryd Cole, Forward, 6-7, 250, Sophomore, Kansas City, MO (Winnetonka HS)*

- Two points and three rebounds in win over Iowa State
- Two rebounds in win over Southeast Missouri State
- Four points and two rebounds in win at The Citadel
- Five points in exhibition win in first action since knee injury
- Suffered torn left ACL in win over SE Louisiana (12/29/07) and missed final 19 games of the 2008 season
- Played in 13 games, with six starts
- Averaged 6.6 points and 4.8 rebounds per game, shooting 66.7% from the field



Cole, Game-by-Game

Opp.	S	FG	3-PT	FT	O-D-RE	PF	TP	A	T	B	S	M
Charleston So.	N	0-0	0-0	0-2	0-1-1	2	0	0	0	0	0	10
UTSA	N	0-0	0-0	0-0	0-1-1	1	0	0	1	0	0	3
at Citadel	N	2-2	0-0	0-2	2-0-2	2	4	0	1	0	0	20
Oakland	N	0-0	0-0	0-0	0-0-0	2	0	0	1	0	0	6
SE MO St.	N	0-0	0-0	0-0	1-1-2	1	0	0	0	0	1	8
W. VA (n)	N	0-0	0-0	1-2	0-0-0	2	1	0	1	0	0	3
Kansas St. (n)	N	0-0	0-0	0-0	0-0-0	1	0	0	0	0	0	3
at Boston Col.	N	0-0	0-0	0-0	0-2-2	0	0	0	0	0	1	5
Bryant	N	0-0	0-0	0-0	0-0-0	1	0	0	0	0	0	8
Northern IA	N	0-0	0-0	0-0	0-0-0	1	0	1	0	0	0	8
Iowa State	N	1-2	0-0	0-0	1-2-3	4	2	0	0	0	0	14
at Drake												
W. Illinois												
at Ohio State												
Indiana												
Minnesota												
at Michigan												
at Purdue												
Wisconsin												
at Penn State												
Mich. State												
at Illinois												
at Indiana												
Northwestern												
at Wisconsin												
Purdue												
Michigan												
at Mich. State												
at Northwestern												
Ohio State												
Penn State												
Big Ten Tournament												

Career Bests


- Points:** 15 at Iowa State, 12/8/07
Rebounds: 9 at Iowa State, 12/8/07
FGM: 7, twice, last at Iowa State, 12/8/07
FGA: 10, twice, last at Iowa State, 12/8/07
3-PT. FG:
3-PT. FGA: 1 vs. Utah State, 11/24/07
FTM: 4 vs. Utah State, 11/24/07
FTA: 8 vs. Florida Gulf Coast, 11/18/07
Assists: 1, four times, last vs. UNI, 12/9/08
Steals: 3 vs. Florida Gulf Coast, 11/18/07
Blocks: 1 vs. Northern Iowa, 12/5/07
Minutes: 35, twice, last at Iowa State, 12/8/07

Career Statistics

YEAR	G/GS	FG-A	PCT	3-PT	PCT	FT-A	PCT	O-D-RB	AVG	PF-DI	AS	TO	BK	ST	PTS	AVG
Fresh.	13/6	36-54	.667	0-1	.000	14-31	.452	26-36-62	4.8	37-1	3	23	2	7	86	6.6
Soph.	11/0	3-4	.750	0-0	.000	1-6	.167	4-7-11	1.0	17-0	1	4	0	2	7	0.6
Career	24/6	39-58	.672	0-1	.000	15-37	.405	30-43-73	3.0	54-1	4	27	2	9	93	3.9

23 - - *Jermain Davis, Guard, 6-4, 200, Junior, Plymouth, MN (Kirkwood, IA CC)*

- Career-highs with 16 points, five assists and six rebounds in win over Iowa State
- Five points, two rebounds and one steal in win over Northern Iowa
- Five points, two rebounds and three assists in first career start against Bryant
- 10 points (4-6 FG's), three rebounds and two assists at Boston College
- Eight points and two rebounds in win over Kansas State
- Three rebounds and three assists in win over Southeast Missouri State
- 10 points (10-10 FT's), four rebounds and two assists in win over UTSA
- Four points and one assist vs. Charleston Southern
- Three points, three rebounds and two assists in exhibition win
- Attended Kirkwood, IA CC as a sophomore, helping the Eagles reach the NJCAA Division II national tournament



Davis, Game-by-Game

Opp.	S	FG	3-PT	FT	O-D-RE	PF	TP	A	T	B	S	M
Charleston So.	N	2-4	0-2	0-0	0-0-0	2	4	1	0	0	0	10
UTSA	N	0-4	0-1	10-10	0-4-4	0	10	2	4	0	0	19
at Citadel	N	0-3	0-2	1-2	0-0-0	2	1	0	0	0	0	12
Oakland	N	0-0	0-0	0-0	0-1-1	2	0	1	1	0	1	9
SE MO St.	N	0-2	0-1	0-0	1-2-3	1	0	3	1	0	0	14
W. VA (n)	N	0-1	0-1	0-0	0-1-1	1	0	1	1	0	0	17
Kansas St. (n)	N	2-4	2-3	2-4	0-2-2	0	8	1	0	0	0	16
at Boston Col.	N	4-6	2-4	0-0	0-3-3	3	10	2	1	0	0	24
Bryant	Y	2-5	1-4	0-0	0-2-2	3	5	3	3	0	1	25
Northern IA	Y	2-4	1-3	0-0	1-1-2	1	5	1	0	0	1	26
Iowa State	Y	5-10	0-2	6-7	1-5-6	1	16	5	2	0	1	33
at Drake												
W. Illinois												
at Ohio State												
Indiana												
Minnesota												
at Michigan												
at Purdue												
Wisconsin												
at Penn State												
Mich. State												
at Illinois												
at Indiana												
Northwestern												
at Wisconsin												
Purdue												
Michigan												
at Mich. State												
at Northwestern												
Ohio State												
Penn State												
Big Ten Tournament												

Career Bests

- Points:** 16 vs. Iowa State, 12/12/08
Rebounds: 6 vs. Iowa State, 12/12/08
FGM: 5 vs. Iowa State, 12/12/08
FGA: 10 vs. Iowa State, 12/12/08
3-pt. FG: 2, twice, last at Boston College, 12/02/08
3-pt. FGA: 4, twice, last vs. Bryant, 12/5/08
FTM: 10 vs. UTSA, 11/17/08
FTA: 10 vs. UTSA, 11/17/08
Assists: 5 vs. Iowa State, 12/12/08
Steals: 1, four times, last vs. Iowa State, 12/12/08
Blocks:
Minutes: 33 vs. Iowa State, 12/12/08

Career Statistics

YEAR	G/GS	FG-A	PCT	3-PT	PCT	FT-A	PCT	O-D-RB	AVG	PF-DI	AS	TO	BK	ST	PTS	AVG
Junior	11/3	17-43	.395	6-23	.261	19-23	.826	3-21-24	2.2	16-0	20	13	0	4	59	5.4

24 - - Aaron Fuller, Forward, 6-6, 210, Freshman, Mesa, AZ (Mesa HS)

- Two points and five rebounds in win over Iowa State
- Seven points in win over Bryant
- Seven points, seven rebounds and two steals in win over Kansas State
- Six points and three rebounds vs. West Virginia
- Five points, five rebounds, three blocks and three steals in win over Southeast Missouri State
- Seven points, two rebounds and two assists in win over Oakland
- Eight points and five rebounds in win at The Citadel
- Eight points, two rebounds and two assists in win over UTSA
- Four points and two rebounds vs. Charleston Southern
- Eight points, four rebounds and one steal in exhibition win



Fuller, Game-by-Game

Opp.	S	FG	3-PT	FT	O-D-RE	PF	TP	A	T	B	S	M
Charleston So.	Y	2-4	0-2	0-0	0-2-2	2	4	0	1	0	0	28
UTSA	Y	3-4	1-2	1-2	1-1-2	3	8	2	2	0	0	18
at Citadel	Y	3-10	1-3	1-3	2-3-5	2	8	0	2	0	0	23
Oakland	Y	3-5	1-3	0-0	0-2-2	0	7	2	2	1	1	16
SE MO St.	Y	2-7	1-4	0-0	1-4-5	2	5	0	1	3	3	21
W. VA (n)	Y	2-5	1-1	1-2	1-2-3	5	6	0	0	0	0	13
Kansas St. (n)	Y	2-5	0-1	3-5	3-4-7	3	7	0	2	0	2	29
at Boston Col.	Y	0-5	0-0	0-0	1-0-0	2	0	1	1	0	0	15
Bryant	N	2-2	2-2	1-2	0-1-1	1	7	1	0	0	0	13
Northern IA	N	1-2	0-1	0-0	1-1-2	0	2	0	1	0	0	16
Iowa State	N	1-4	0-1	0-1	2-3-5	1	2	0	1	0	1	12
at Drake												
W. Illinois												
at Ohio State												
Indiana												
Minnesota												
at Michigan												
at Purdue												
Wisconsin												
at Penn State												
Mich. State												
at Illinois												
at Indiana												
Northwestern												
at Wisconsin												
Purdue												
Michigan												
at Mich. State												
at Northwestern												
Ohio State												
Penn State												
Big Ten Tournament												

Career Bests


Points: 8, twice, last at The Citadel, 11/20/08
Rebounds: 7 vs. Kansas State, 11/29/08
FGM: 3, three times, last vs. Oakland, 11/23/08
FGA: 10 at The Citadel, 11/20/08
3-pt. FG: 2 vs. Bryant, 12/5/08
3-pt. FGA: 4 vs. SE Missouri State, 11/25/08
FTM: 3 vs. Kansas State, 11/29/08
FTA: 5 vs. Kansas State, 11/29/08
Assists: 2, twice, last vs. Oakland, 11/23/08
Steals: 3 vs. SE Missouri State, 11/25/08
Blocks: 3 vs. SE Missouri State, 11/25/08
Minutes: 29 vs. Kansas State, 11/29/08

Career Statistics

YEAR	G/GS	FG-A	PCT	3-PT	PCT	FT-A	PCT	O-D-RB	AVG	PF-DI	AS	TO	BK	ST	PTS	AVG
Fresh.	11/8	21-53	.396	7-20	.350	7-15	.467	12-23-35	3.2	21-1	6	13	4	7	56	5.1

5 - - Matt Gatens, Guard, 6-5, 215, Freshman, Iowa City, IA (Iowa City HS)

- Career-best six rebounds along with six points in win over Iowa State
- 14 points, (4-5 3Pt FG's), two rebounds and two assists in win over Northern Iowa
- Career-high 19 points and tied career-high with five rebounds along with four assists in win over Bryant
- 12 points, four rebounds, three assists and one steal at Boston College
- Five points in win over Kansas State
- Six points and three rebounds vs. West Virginia
- 12 points, three rebounds and three assists in win over Southeast Missouri State
- Five points, four rebounds and two assists in win over Oakland
- 13 points, three rebounds, six assists and four steals in win at The Citadel
- 10 points, five rebounds and seven assists in win over UTSA
- 15 points, five assists and three rebounds in win over Charleston Southern
- 11 points, two rebounds, two assists and two steals in exhibition win



Gatens, Game-by-Game

Opp.	S	FG	3-PT	FT	O-D-RE	PF	TP	A	T	B	S	M
Charleston So.	Y	4-6	3-3	4-4	1-2-3	1	15	5	2	0	1	32
UTSA	Y	3-5	0-2	4-5	1-4-5	2	10	7	3	0	1	35
at Citadel	Y	4-7	3-5	2-2	0-3-3	2	13	6	0	0	4	35
Oakland	Y	2-6	1-3	0-0	0-4-4	1	5	2	6	0	0	35
SE MO St.	Y	4-7	2-3	2-2	1-2-3	1	12	3	1	1	0	22
W. VA (n)	Y	1-4	1-2	1-1	1-2-3	5	6	2	3	0	0	22
Kansas St. (n)	Y	2-4	1-1	0-0	1-0-1	5	5	1	1	0	0	18
at Boston Col.	Y	4-7	2-3	2-2	2-2-4	3	12	3	1	0	1	35
Bryant	Y	6-12	3-6	4-4	1-4-5	1	19	4	1	0	1	28
Northern IA	Y	5-8	4-5	0-0	1-1-2	2	14	2	0	0	0	35
Iowa State	Y	2-6	0-2	2-2	1-5-6	1	6	1	0	0	1	31
at Drake												
W. Illinois												
at Ohio State												
Indiana												
Minnesota												
at Michigan												
at Purdue												
Wisconsin												
at Penn State												
Mich. State												
at Illinois												
at Indiana												
Northwestern												
at Wisconsin												
Purdue												
Michigan												
at Mich. State												
at Northwestern												
Ohio State												
Penn State												
Big Ten Tournament												

Career Bests

- Points:** 19 vs. Bryant, 12/5/08
Rebounds: 6 vs. Iowa State, 12/12/08
FGM: 6 vs. Bryant, 12/5/08
FGA: 12 vs. Bryant, 12/5/08
3-pt. FG: 4 vs. UNI, 12/9/08
3-pt. FGA: 6 vs. Bryant, 12/5/08
FTM: 4, three times, last vs. Bryant, 12/5/08
FTA: 5 vs. UTSA, 11/17/08
Assists: 7 vs. UTSA, 11/17/08
Steals: 4 at The Citadel, 11/20/08
Blocks: 1 vs. SE Missouri State, 11/25/08
Minutes: 35, five times, last vs. UNI, 12/9/08

Career Statistics

YEAR	G/GS	FG-A	PCT	3-PT	PCT	FT-A	PCT	O-D-RB	AVG	PF-DI	AS	TO	BK	ST	PTS	AVG
Fresh.	11/11	38-72	.528	20-35	.571	21-22	.955	10-29-39	3.5	24-2	36	18	1	9	117	10.6

***32 - - Jake Kelly, Guard, 6-6, 185, Sophomore, Carmel, IN (Carmel HS)**

- Six points, three rebounds, three assists and two steals in win over Iowa State
- Tied career-highs with 19 points and five rebounds, and also added four assists and two steals, in win over Northern Iowa
- Five points, three rebounds, three assists and tied a career-high with three steals in first start of the season against Bryant
- 11 points, five assists, three rebounds and two steals at Boston College
- Nine points and two steals in win over Kansas State
- 15 points (9-10 FTs), three rebounds and three assists vs. West Virginia
- Nine points, two rebounds and two assists in win over Southeast Missouri State
- 16 points, four rebounds and four assists in win over Oakland
- Five points, three rebounds, five assists and tied a career-high with three steals in win at The Citadel
- 10 points and three assists in win over Charleston Southern
- Did not play in exhibition win due to injury



Kelly, Game-by-Game

Opp.	S	FG	3-PT	FT	O-D-RE	PF	TP	A	T	B	S	M
Charleston So. N		4-5	2-2	0-0	0-1-1	0	10	3	0	0	1	20
UTSA	N	1-5	0-2	0-0	0-2-2	2	2	1	3	1	0	16
at Citadel	N	2-4	1-1	0-0	0-3-3	1	5	5	0	0	3	23
Oakland	N	4-7	3-6	5-7	2-2-4	0	16	4	0	0	1	29
SE MO St.	N	3-6	1-3	2-2	1-1-2	1	9	2	0	0	0	19
W. VA (n)	N	3-6	0-2	9-10	0-3-3	4	15	3	4	1	0	28
Kansas St. (n)	N	2-3	1-2	4-4	0-0-0	3	9	1	2	0	2	14
at Boston Col.	N	4-10	1-5	2-10	0-3-3	2	11	5	3	0	2	29
Bryant	Y	1-6	1-5	2-3	1-2-3	2	5	3	3	0	3	27
Northern IA	Y	8-15	1-5	2-2	0-5-5	2	19	4	0	0	2	36
Iowa State	Y	2-7	1-2	1-2	0-3-3	3	6	3	4	0	2	30
at Drake												
W. Illinois												
at Ohio State												
Indiana												
Minnesota												
at Michigan												
at Purdue												
Wisconsin												
at Penn State												
Mich. State												
at Illinois												
at Indiana												
Northwestern												
at Wisconsin												
Purdue												
Michigan												
at Mich. State												
at Northwestern												
Ohio State												
Penn State												
Big Ten Tournament												

Career Bests

Points: 19, twice, last vs. UNI, 12/9/08
Rebounds: 5, four times, last vs. UNI, 12/9/08
FGM: 8 vs. UNI, 12/9/08
FGA: 15 vs. UNI, 12/9/08
3-PT. FG: 4 at Northwestern, 3/04/08/07
3-PT. FGA: 5, five times, last vs. UNI, 12/9/08
FTM: 9 vs. West Virginia, 11/28/08
FTA: 10 vs. West Virginia, 11/28/08
Assists: 6 vs. Louisiana-Monroe, 11/30/07
Steals: 3, three times, last vs. Bryant, 12/5/08
Blocks: 2, twice, last vs. Michigan, 2/14/08
Minutes: 40 vs. Northwestern, 2/19/08

Career Statistics

YEAR	G/GS	FG-A	PCT	3-PT	PCT	FT-A	PCT	O-D-RB	AVG	PF-DI	AS	TO	BK	ST	PTS	AVG
Fresh.	32/25	82-201	.408	30-69	.435	41-53	.774	15-45-60	1.9	83-3	65	70	10	20	235	7.3
Soph.	11/3	34-74	.459	12-35	.343	27-32	.844	4-25-29	2.6	20-0	34	19	2	16	107	9.7
Career	43/28	116-275	.422	42-104	.404	68-85	.800	19-70-89	2.1	103-3	99	89	12	36	342	8.0

**2 - - David Palmer, Center, 6-9, 240, Junior, Antioch, TN (Oak Hill Academy)*

- Three points in win over Bryant
- Five points and six rebounds in win over Southeast Missouri State
- Four points and one rebound in win over Charleston Southern
- Two points and four rebounds in exhibition win
- Played in 14 games in 2008, with no starts
- Averaged 0.9 points and 0.6 rebounds



Palmer, Game-by-Game

Opp.	S	FG	3-PT	FT	O-D-RE	PF	TP	A	T	B	S	M
Charleston So. N		1-2	0-1	2-2	0-1-1	0	4	0	0	0	0	2
UTSA					DNP							
at Citadel					DNP							
Oakland	N	0-0	0-0	0-0	0-0-0	0	0	0	0	0	0	2
SE MO St.	N	2-2	1-1	0-0	0-6-6	1	5	0	0	0	0	9
W. VA (n)	N	0-0	0-0	0-0	0-0-0	0	0	0	0	0	0	3
Kansas St. (n)					DNP							
at Boston Col.					DNP							
Bryant	N	1-1	1-1	0-0	0-1-1	0	3	0	0	0	0	4
Northern IA					DNP							
Iowa State	N	0-1	0-1	0-0	0-0-0	0	0	0	0	0	0	1
at Drake												
W. Illinois												
at Ohio State												
Indiana												
Minnesota												
at Michigan												
at Purdue												
Wisconsin												
at Penn State												
Mich. State												
at Illinois												
at Indiana												
Northwestern												
at Wisconsin												
Purdue												
Michigan												
at Mich. State												
at Northwestern												
Ohio State												
Penn State												
Big Ten Tournament												

Career Bests

Points:	11 vs. Morgan State, 12/29/05
Rebounds:	7 vs. Morgan State, 12/29/05
FGM:	5 vs. Morgan State, 12/29/05
FGA:	10 vs. Monmouth, 12/8/05
3-PT. FG:	1, four times, last vs. Bryant, 12/5/08
3-PT. FGA:	2 vs. Bradley, 11/23/07
FTM:	2, three times, last vs. Wake Forest, 11/26/07
FTA:	4, twice, last vs. Wake Forest, 11/26/07
Assists:	1, three times, last vs. South Florida, 2/8/06
Steals:	1, seven times, last vs. Eastern Illinois, 12/1/07
Blocks:	1, three times, last vs. South Florida, 1/20/06
Minutes:	21 vs. Monmouth, 12/8/05

Career Statistics

YEAR	G/GS	FG-A	PCT	3-PT	PCT	FT-A	PCT	O-D-RB	AVG	PF-DI	AS	TO	BK	ST	PTS	AVG
*Fresh.	27/0	35-77	.455	0-1	.000	10-17	.588	25-28-53	2.0	52-0	3	10	5	5	80	3.0
Soph.	14/0	4-13	.308	2-5	.400	3-5	.600	2-6-8	0.6	13-0	0	6	0	2	13	0.9
Junior	6/0	4-6	.667	2-4	.500	2-2	1.000	0-8-8	1.3	1-0	0	0	0	0	12	2.0
Career	47/0	43-96	.448	4-10	.400	15-24	.625	27-42-69	1.5	66-0	3	16	5	7	105	2.2

* - 2005-06 at Seton Hall

***30 - - Jeff Peterson, Guard, 6-0, 192, Sophomore, Springfield, MO (DeMatha Catholic HS)**

- 17 points (5-6 FT's) and three rebounds in win over Iowa State
- 18 points, four rebounds and five assists in win over Northern Iowa
- Two points and four assists in win over Bryant
- Named to all-tournament team at Las Vegas Invitational
- 18 points (11-12 FT's), two rebounds and six assists in over Kansas State
- 11 points and two rebounds vs. West Virginia
- Eight points, two rebounds and five assists in win over Southeast Missouri State
- Eight points, nine assists and two steals in win over Oakland
- 12 points, three rebounds and three assists in win at The Citadel
- Five points, two rebounds and two assists in win over UTSA
- Nine points and three assists in win over Charleston Southern
- Five points and three assists in exhibition win



Peterson, Game-by-Game

Opp.	S	FG	3-PT	FT	O-D-RE	PF	TP	A	T	B	S	M
Charleston So.	Y	3-4	1-1	2-2	0-2-2	2	9	3	1	0	0	24
UTSA	Y	2-4	1-2	0-0	1-1-2	5	5	2	2	0	1	29
at Citadel	Y	4-7	1-2	3-4	1-2-3	1	12	3	0	0	1	31
Oakland	Y	1-2	0-1	6-8	0-0-0	2	8	9	1	0	2	33
SE MO St.	Y	3-4	0-1	2-2	1-1-2	0	8	5	0	0	0	26
W. VA (n)	Y	4-6	0-0	3-4	0-2-2	5	11	1	7	0	1	23
Kansas St. (n)	Y	3-7	1-2	11-12	0-2-2	1	18	6	5	0	1	38
at Boston Col.	Y	2-5	0-0	2-2	0-1-1	1	6	1	4	0	1	32
Bryant	Y	1-2	0-1	0-0	0-1-1	1	2	4	1	0	0	23
Northern IA	Y	6-11	2-3	4-4	0-4-4	1	18	5	2	0	1	35
Iowa State	Y	5-10	2-3	5-6	1-2-3	2	17	1	5	0	2	33
at Drake												
W. Illinois												
at Ohio State												
Indiana												
Minnesota												
at Michigan												
at Purdue												
Wisconsin												
at Penn State												
Mich. State												
at Illinois												
at Indiana												
Northwestern												
at Wisconsin												
Purdue												
Michigan												
at Mich. State												
at Northwestern												
Ohio State												
Penn State												
Big Ten Tournament												

Career Bests

Points: 20 vs. Northern Colorado, 11/14/07
Rebounds: 5, three times, last vs. Drake, 12/14/07
FGM: 7 vs. Northern Colorado, 11/14/07
FGA: 11 vs. UNI, 12/9/08
3-PT. FG: 2, six times, last vs. Iowa State, 12/12/08
3-PT. FGA: 5 vs. Bradley, 11/23/07
FTM: 11 vs. Kansas State, 11/29/08
FTA: 12 vs. Kansas State, 11/29/08
Assists: 9, three times, last vs. Oakland, 11/23/08
Steals: 2, five times, last vs. Iowa State, 12/12/08
Blocks:
Minutes: 40, twice, last vs. Wake Forest, 11/26/07

Career Statistics

YEAR	G/GS	FG-A	PCT	3-PT	PCT	FT-A	PCT	O-D-RB	AVG	PF-DI	AS	TO	BK	ST	PTS	AVG
Fresh.	30/11	49-151	.325	14-52	.269	44-60	.733	6-55-61	2.0	66-3	92	94	0	19	156	5.2
Soph.	11/11	34-65	.523	8-16	.500	38-44	.864	4-18-22	2.0	21-2	40	28	0	10	114	10.4
Career	41/22	83-216	.384	22-68	.324	82-104	.788	10-73-83	2.0	87-5	132	122	0	29	270	6.6

****44 - - Cyrus Tate, Forward, 6-8, 255, Senior, Chicago, IL (Northeast, NE CC)**

- 10 points, eight rebounds and two steals in win over Iowa State
- Four points, six rebounds and tied a career-high with three steals in win over Northern Iowa
- Eight points and 12 rebounds in win over Bryant
- Seven rebounds, four points, two blocked shots and two steals at Boston College
- 10 points, including game-winning layup as time expired, along with seven rebounds in win over Kansas State
- Five rebounds vs. West Virginia
- Six points, three rebounds and two blocks in win over Southeast Missouri State
- 11 points and tied a career-high with 13 rebounds for fifth career double-double in win over Oakland
- Four points and five rebounds in win at The Citadel
- 18 points (8-9 FG's, 2-2 FT's), five rebounds, career-high three blocks and two steals in win over UTSA
- Nine points, 12 rebounds and two blocked shots in win over Charleston Southern
- Played in 31 games in 2008, with 19 starts
- Honored as recipient of 2008 Chris Street Award



Tate, Game-by-Game

Opp.	S	FG	3-PT	FT	O-D-RE	PF	TP	A	T	B	S	M
Charleston So. Y		3-4	0-0	3-3	3-9-12	1	9	0	2	2	0	26
UTSA Y		8-9	0-0	2-2	1-4-5	2	18	0	1	3	2	33
at Citadel Y		2-3	0-0	0-0	2-3-5	4	4	0	2	0	0	18
Oakland Y		5-6	0-0	1-3	4-9-13	4	11	0	1	0	1	32
SE MO St. Y		3-5	0-0	0-0	1-2-3	3	6	0	0	2	1	16
W. VA (n) Y		0-0	0-0	0-0	1-4-5	1	0	0	1	0	0	24
Kansas St. (n) Y		2-5	0-0	6-10	5-2-7	3	10	0	0	0	0	28
at Boston Col. Y		1-3	0-0	2-2	2-5-7	4	4	0	2	2	2	23
Bryant Y		4-6	0-0	0-0	4-8-12	0	8	1	2	0	0	22
Northern IA Y		1-4	0-0	2-2	2-4-6	3	4	0	2	0	3	27
Iowa State Y		4-6	0-0	2-2	6-2-8	3	10	0	0	0	2	22
at Drake												
W. Illinois												
at Ohio State												
Indiana												
Minnesota												
at Michigan												
at Purdue												
Wisconsin												
at Penn State												
Mich. State												
at Illinois												
at Indiana												
Northwestern												
at Wisconsin												
Purdue												
Michigan												
at Mich. State												
at Northwestern												
Ohio State												
Penn State												
Big Ten Tournament												

Career Bests


Points: 26 at Michigan State, 2/23/08
Rebounds: 13, twice, last vs. Oakland, 11/23/08
FGM: 10 at Michigan State, 2/23/08
FGA: 13 at Michigan State, 2/23/08
3-pt. FG:
3-pt. FGA:
FTM: 10 vs. Michigan, 3/13/08
FTA: 17 vs. Michigan, 3/13/08
Assists: 2, five times, last vs. Illinois, 3/1/08
Steals: 3, three times, last vs. UNI, 12/9/08
Blocks: 3 vs. UTSA, 11/17/08
Minutes: 39 vs. Illinois, 3/1/08

Career Statistics

YEAR	G/GS	FG-A	PCT	3-PT	PCT	FT-A	PCT	O-D-RB	AVG	PF-DI	AS	TO	BK	ST	PTS	AVG
Soph.	31/22	48-104	.462	0-0	.000	35-53	.660	47-88-135	4.4	93-4	13	42	8	17	131	4.2
Jun.	31/19	86-129	.667	0-0	.000	86-147	.585	59-107-166	5.4	87-3	8	57	12	18	258	8.3
Sen.	11/11	33-51	.647	0-0	.000	18-24	.750	31-52-83	7.5	28-0	1	13	9	11	84	7.6
Career	73/52	167-284	.588	0-0	.000	139-224	.621	137-247-384	5.3	208-7	22	112	29	46	473	6.5

1 - - Anthony Tucker, Guard, 6-4, 200, Freshman, Minnetonka, MN (Minnetonka HS)

- 12 points (4-6 3Pt. FG's) and three rebounds in win over Bryant
- Three points and seven rebounds in win over Kansas State
- 24 points (8-12 FGs, 6-9 3Pt FG's) and four rebounds vs. West Virginia
- 14 points and a career-high 10 rebounds for first-career double-double in win over Southeast Missouri State
- 19 points (5-10 3Pt FG's) and six rebounds in win over Oakland
- 21 points (7-11 3Pt FG's) and two rebounds in win at The Citadel
- 15 points and two assists in win over UTSA
- 10 points and two rebounds in win over Charleston Southern
- 21 points, four assists and three rebounds in exhibition win



Tucker, Game-by-Game

Opp.	S	FG	3-PT	FT	O-D-RE	PF	TP	A	T	B	S	M
Charleston So.	Y	4-13	2-11	0-0	0-2-2	1	10	1	1	0	2	25
UTSA	Y	5-8	2-5	3-3	0-1-1	0	15	2	2	0	1	28
at Citadel	Y	7-13	7-11	0-0	0-2-2	0	21	1	0	0	1	28
Oakland	Y	7-12	5-10	0-0	1-5-6	1	19	1	1	0	0	35
SE MO St.	Y	5-11	4-9	0-0	1-9-10	2	14	1	2	0	1	25
W. VA (n)	Y	8-12	6-9	2-2	2-2-4	1	24	0	4	0	1	34
Kansas St. (n)	Y	1-11	1-7	0-1	3-4-7	3	3	0	1	0	0	28
at Boston Col.	Y	0-2	0-2	0-0	0-0-0	0	0	0	1	0	0	8
Bryant	N	4-6	4-6	0-0	0-3-3	1	12	0	0	0	0	23
Northern IA												DNP
Iowa State												DNP
at Drake												
W. Illinois												
at Ohio State												
Indiana												
Minnesota												
at Michigan												
at Purdue												
Wisconsin												
at Penn State												
Mich. State												
at Illinois												
at Indiana												
Northwestern												
at Wisconsin												
Purdue												
Michigan												
at Mich. State												
at Northwestern												
Ohio State												
Penn State												
Big Ten Tournament												

Career Bests

Points: 24 vs. West Virginia, 11/28/08
Rebounds: 10 vs. Southeast Missouri State, 11/25/08
FGM: 8 vs. West Virginia, 11/28/08
FGA: 13, twice, last at The Citadel, 11/20/08
3-pt. FG: 7 at The Citadel, 11/20/08
3-pt. FGA: 11, twice, last at The Citadel, 11/20/08
FTM: 3 vs. UTSA, 11/17/08
FTA: 3 vs. UTSA, 11/17/08
Assists: 2 vs. UTSA, 11/17/08
Steals: 2 vs. Charleston Southern, 11/14/08
Blocks:
Minutes: 35 vs. Oakland, 11/23/08

Career Statistics

YEAR	G/GS	FG-A	PCT	3-PT	PCT	FT-A	PCT	O-D-RB	AVG	PF-DI	AS	TO	BK	ST	PTS	AVG
Fresh.	9/8	41-88	.466	31-70	.443	5-6	.833	7-28-35	3.9	9-0	6	12	0	5	118	13.1

Iowa Hawkeyes
Iowa Hawkeyes Combined Team Statistics (as of Dec 12, 2008)
All games

RECORD:	OVERALL	HOME	AWAY	NEUTRAL
ALL GAMES	9-2	7-0	1-1	1-1
CONFERENCE	0-0	0-0	0-0	0-0
NON-CONFERENCE	9-2	7-0	1-1	1-1

#	Player	gp-gs	min	avg	Total		3-Point		F-Throw		Rebounds				pf	dq	a	to	blk	stl	pts	avg
					fg-fga	pct	3fg-fga	pct	ft-fa	pct	off	def	tot	avg								
01	Tucker, Anthony	9-8	234	26.0	41-88	.466	31-70	.443	5-6	.833	7	28	35	3.9	9	0	6	12	0	5	118	13.1
05	Gatens, Matt	11-11	328	29.8	38-72	.528	20-35	.571	21-22	.955	10	29	39	3.5	24	2	36	18	1	9	117	10.6
30	Peterson, Jeff	11-11	327	29.7	34-65	.523	8-16	.500	38-44	.864	4	18	22	2.0	21	2	40	28	0	10	114	10.4
32	Kelly, Jake	11-3	271	24.6	34-74	.459	12-35	.343	27-32	.844	4	25	29	2.6	20	0	34	19	2	16	107	9.7
44	Tate, Cyrus	11-11	271	24.6	33-51	.647	0-0	.000	18-24	.750	31	52	83	7.5	28	0	1	13	9	11	84	7.6
23	Davis, Jermain	11-3	205	18.6	17-43	.395	6-23	.261	19-23	.826	3	21	24	2.2	16	0	20	13	0	4	59	5.4
24	Fuller, Aaron	11-8	204	18.5	21-53	.396	7-20	.350	7-15	.467	12	23	35	3.2	21	1	6	13	4	7	56	5.1
15	Bawinkel, Devan	11-0	139	12.6	15-36	.417	15-36	.417	0-0	.000	0	8	8	0.7	4	0	4	0	0	1	45	4.1
02	Palmer, David	6-0	21	3.5	4-6	.667	2-4	.500	2-2	1.000	0	8	8	1.3	1	0	0	0	0	0	12	2.0
20	Brommer, Andrew	10-0	106	10.6	7-12	.583	0-0	.000	3-16	.188	4	11	15	1.5	18	1	1	2	4	1	17	1.7
04	Angle, J.R.	3-0	6	2.0	1-3	.333	1-3	.333	0-0	.000	1	1	2	0.7	1	0	1	1	0	1	3	1.0
50	Cole, Jarryd	11-0	88	8.0	3-4	.750	0-0	.000	1-6	.167	4	7	11	1.0	17	0	1	4	0	2	7	0.6
Team											13	9	22				5					
Total.....		11	2200		248-507	.489	102-242	.421	141-190	.742	93	240	333	30.3	180	6	150	128	20	67	739	67.2
Opponents.....		11	2200		216-523	.413	59-178	.331	116-181	.641	104	196	300	27.3	196	4	106	132	24	48	607	55.2

TEAM STATISTICS	IOWA	OPP	Date	Opponent	Score	Att.
SCORING	739	607	11/14/08	CHARLESTON SOUTHERN	w 68-48	9070
Points per game	67.2	55.2	11/17/08	TEXAS-SAN ANTONIO	w 73-67	8051
Scoring margin	+12.0	-	11/20/08	at The Citadel	w 70-48	2024
FIELD GOALS-ATT	248-507	216-523	% 11/23/08	OAKLAND	w 66-57	8079
Field goal pct	.489	.413	% 11/25/08	SE MISSOURI STATE	w 75-41	8184
3 POINT FG-ATT	102-242	59-178	@ 11/28/08	vs West Virginia	L 68-87	5000
3-point FG pct	.421	.331	@ 11/29/08	vs Kansas State	w 65-63	5500
3-pt FG made per game	9.3	5.4	12/2/08	at Boston College	L 55-57	4084
FREE THROWS-ATT	141-190	116-181	12/05/08	BRYANT UNIVERSITY	w 61-36	8711
Free throw pct	.742	.641	12/09/08	NORTHERN IOWA	w 65-46	9435
F-Throws made per game	12.8	10.5	12/12/08	IOWA STATE	w 73-57	12125
REBOUNDS	333	300	% - - Las Vegas Invitational (Iowa City, IA)			
Rebounds per game	30.3	27.3	@ - - Las Vegas Invitational (Las Vegas, NV)			
Rebounding margin	+3.0	-	* - - Big Ten Conference Game			
ASSISTS	150	106				
Assists per game	13.6	9.6				
TURNOVERS	128	132				
Turnovers per game	11.6	12.0				
Turnover margin	+0.4	-				
Assist/turnover ratio	1.2	0.8				
STEALS	67	48				
Steals per game	6.1	4.4				
BLOCKS	20	24				
Blocks per game	1.8	2.2				
ATTENDANCE	63655	16608				
Home games-Avg/Game	7-9094	2-3054				
Neutral site-Avg/Game	-	2-5250				

Score by Periods	1st	2nd	Totals
Iowa Hawkeyes	338	401	739
Opponents	284	323	607

December 20, 2008**Game-By-Game Results****Includes 11 Games****Overall: 9-2;****Big Ten: 0-0;****Home: 7-0;****Away: 1-1;****Neutral: 1-1**

Date	Opponent	Result	Attend.	Top Scorer	Top Rebounder
Nov. 15	Charleston Southern	W, 68-48	9,070	Matt Gatens, 15	Cryus Tate, 12
Nov. 17	Texas-San Antonio	W, 73-67	8,051	Cyrus Tate, 18	Tate/Gatens, 5
Nov. 20	at The Citadel	W, 70-48	2,024	Anthony Tucker, 21	Fuller/Tate, 5
% Nov. 23	Oakland University	W, 66-57	8,079	Anthony Tucker, 19	Cyrus Tate, 13
% Nov. 25	SE Missouri State	W, 75-41	8,184	Anthony Tucker, 14	Anthony Tucker, 10
@ Nov. 28	West Virginia (n)	L, 68-87	5,000	Anthony Tucker, 24	Cyrus Tate, 5
@ Nov. 29	Kansas State (n)	W, 65-63	5,000	Jeff Peterson, 18	Tucker, Fuller, Tate, 7
Dec. 2	at Boston College	L, 55-57	4,084	Bawinkel/Gatens, 12	Cyrus Tate, 7
Dec. 5	Bryant University	W, 61-36	8,711	Matt Gatens, 19	Cyrus Tate, 12
Dec. 9	Northern Iowa	W, 65-46	9,435	Jake Kelly, 19	Cyrus Tate, 6
Dec. 12	Iowa State	W, 73-57	12,125	Jeff Peterson, 17	Cyrus Tate, 8
Dec. 20	at Drake				
Dec. 27	Western Illinois				

% -- Las Vegas Invitational (Iowa City, IA)

@ -- Las Vegas Invitational (Las Vegas, NV)

* -- Big Ten Conference Game

Attendance Summary	Games	Totals	Average
Home	7	63,655	9,093
Away	2	6,108	3,054
Neutral	2	10,000	5,000
Totals	11	79,763	7,251

December 20, 2008**Season & Career Bests****Includes 11 Games****Season Bests**

Player	Points	Rebounds	Assists	Blocks	Steals
J.R. Angle	3, SEMO	1, SEMO	1, SEMO		
Devan Bawinkel	12 at Boston Col./ Iowa St.	2, UTSA/The Citadel	1, Charles. S./SEMO		1, KSU
Andrew Brommer	5, W. Virginia	4, Charleston S.	1, SEMO	2, Charleston S.	1, SEMO
Jarryd Cole	4, The Citadel	2, The Citadel/SEMO			1, SEMO/at BC
Jermain Davis	16, Iowa State	6, Iowa State	5, Iowa State		1, Oakland/ Iowa St
Aaron Fuller	8, UTSA/The Citadel	7, KSU	2, UTSA/Oakland	3, SEMO	3, SEMO
Matt Gatens	19, Bryant	5, UTSA	7, UTSA	1 SEMO	4, The Citadel
Jake Kelly	19, Northern Iowa	5, Northern Iowa	5, The Citadel/at BC	1, UTSA/WVU	3, The Citadel, Bryant
John Licklitter					
David Palmer	5, SEMO	6, SEMO			
Jeff Peterson	18, KSU/UNI	3, The Citadel	9, Oakland		2, Oakland/Iowa St.
Cyrus Tate	18, UTSA	13, Oakland		3, UTSA	3, Northern Iowa
Anthony Tucker	24, W. Virginia	10, SEMO	2, UTSA		1, five times

Career Bests

Player	Points	Rebounds	Assists
J.R. Angle	10, SE Louisiana, '08	6, at Northern Iowa, '08	3, E. Illinois, '08
Devan Bawinkel	13, Slippery Rock, '06	2, three times, last at The Citadel	3, Western Michigan, '06
Andrew Brommer	5, West Virginia	4, Charleston S.	1, SEMO
Jarryd Cole	15, at Iowa State, '08	9, at Iowa State, '08	1, N.Colorado & Utah State, '08
Jermain Davis	16, Iowa State, '09	6, Iowa State '09	5, Iowa State '09
Aaron Fuller	8, UTSA	7, KSU	3, SEMO
Matt Gatens	19, Bryant	5, UTSA	7, UTSA
Jake Kelly	19, at Northern Iowa, '08,	5, four times, last vs. UNI., '08	6, Louisiana-Monroe, '08
John Licklitter			
David Palmer	7, Wake Forest, '08	6, SEMO	
Jeff Peterson	20, N. Colorado, '08	5, LA-Monroe/at IA St., '08	9, Idaho State/at Michigan, '08
Cyrus Tate	26, at Mich. State, '08	13, Penn State, '08, Oakland	2, twice, last vs. MD E.Shore, '08
Anthony Tucker	24, West Virginia	10, SEMO	2, UTSA

NOTE: Career bests occurred in 2008-09 unless otherwise noted.

December 20, 2008

Individual Points/Rebounds

Includes 11 Games

	A N G L E	B A W L I K E L	B R O M M E R	C O L E	D A V I S	F U L L E R	G A T L E N S	K E L L Y	L I C K L E R	P A L M E R	P E T E R S O N	T A T E	T U C K E R
Charleston Southern	DNP	3-1	0-4	0-1	4-0	4#2	15#3	10-1	RS	4-1	9#2	9#12	10#2
Texas-San Antonio	DNP	3-2	2-1	0-1	10-4	8#2	10#5	2-2	RS	DNP	5#2	18#5	15#1
at The Citdael	DNP	0-2	2-0	4-2	1-0	8#5	13#3	5-3	RS	DNP	12#3	4#5	21#2
% Oakland	DNP	0-0	DNP	0-0	0-1	7#2	5#4	16-4	RS	0-0	8#0	11#13	19#6
% SE Missouri State	3-1	9-0	4-2	0-2	0-3	5#5	12#3	9-2	RS	5-6	8#2	6#3	14#10
@ West Virginia (n)	DNP	0-1	5-2	1-0	0-1	6#3	6#3	15-3	RS	0-0	11#12	0#5	24#4
@ Kansas State (n)	DNP	3-0	2-3	0-0	8-2	7#7	5#1	9-0	RS	DNP	18#2	10#7	3#7
at Boston College	DNP	12-0	0-1	0-2	10-3	0#1	12#4	11-3	RS	DNP	6#1	4#7	0#0
Bryant	0-0	0-0	0-1	0-0	5#2	7-1	19#5	5#3	RS	3-1	2#1	8#12	12-3
Northern Iowa	DNP	3-2	0-1	0-0	5#2	2-2	14#2	19#5	RS	DNP	18#4	4#6	DNP
Iowa State	0-1	12-0	2-0	2-3	16#6	2-5	6#6	6#3	RS	0-0	17#3	10#8	DNP
at Drake													
Western Illinois													

% -- Las Vegas Invitational (Iowa City, IA)

@ -- Las Vegas Invitational (Las Vegas, NV)

* -- Big Ten Conference Game

& -- Big Ten Tournament, Indianapolis, IN

-- Denotes starting line-up

*December 20, 2008**The Last Time . . .**Includes 11 Games*

The Last Time a Player . . .***Had 30 or more points***

Iowa - - 30, Adam Haluska, at Penn State, 2/28/07
Opponent - - 32, Ed Tyson, Maryland Eastern Shore, 11/20/07

Made at least 90% of his FGA (10 att.)

Iowa - - .909 (9-10), Luke Recker vs. Purdue, 3/07/02
Opponent - - .923 (12-13), Greg Oden, Ohio State, 1/20/07

Made 100% of his FTA (10 att.)

Iowa - - 1.000 (10-10), Jermain Davis vs. Texas-San Antonio, 11/17/08
Opponent - - 1.000 (10-10), Vincent Grier, Minnesota, 2/18/06

Had 15 or more rebounds

Iowa - - 23, Greg Brunner vs. Minnesota, 1/18/06
Opponent - - 17, Marco Killingsworth, Indiana, 2/11/06

Had 10 or more assists

Iowa - - 10, Jeff Horner vs. Ohio State (Big Ten Tournament), 3/12/06
Opponent - - 10, Travis Walton, Michigan State, 2/17/07

Had 5 or more blocks

Iowa - - 5, Kurt Looby vs. Purdue, 1/16/08
Opponent - - 5, Daniel Ruffin, Bradley, 11/23/07

Had 5 or more steals

Iowa - - 5, Tyler Smith at Wisconsin, 2/10/07
Opponent - - 5, Devin Gibson, UTSA, 11/17/08

The Last Time A Team . . .***Scored 100 or more points***

Iowa - - 101, vs. Georgia State, 12/20/06
Opponent - - 106, by North Carolina, 11/24/04

Scored 40 or fewer points

Iowa - - 39 vs. Indiana, 1/10/49
Opponent - - 36, by Michigan State, 1/12/08

Won an overtime game

Iowa - - 76-72 (3OT) vs. Minnesota, 1/18/06
Opponent - - 72-67 (1 OT), by Louisiana-Monroe, 11/30/07

Made at least 60% of its FGA (20 att.)

Iowa - - .653 (32-44) vs. Michigan, 2/4/06
Opponent - - .633 (31-49), by Minnesota, 2/7/07

Made at least 50% of its 3-pt. FGA (8 att.)

Iowa - - .500 (8-16), vs. West Virginia, 11/28/08
Opponent - - .556 (10-18), by West Virginia, 11/28/08

Made at least 90% of its FTA (10 att.)

Iowa - - .909 (20-22) vs. Texas-San Antonio, 11/17/08
Opponents - - .923 (12-13) by Michigan State, 2/23/08

December 20, 2008

Season Highs & Lows

Includes 11 Games

Individual Highs

Points:	24	Anthony Tucker vs. West Virginia
Field Goals:	8 (9 att.)	Tate vs. Texas-San Antonio; (12 att.)/Tucker vs. W. Virginia
	8 (15 att.)	Jake Kelly vs. Northern Iowa
Field Goal Attempts:	15 (made 8)	Jake Kelly vs. Northern Iowa
Field Goal Percentage (8 att.):	.889 (8-9)	Cyrus Tate vs. Texas-San Antonio
3-pt. Field Goals:	7 (11 att.)	Anthony Tucker at The Citadel
3-pt. Field Goal Attempts:	11 (made 2/7)	Anthony Tucker vs. Charleston Southern/at The Citadel
3-pt. Field Goal Percentage (5 att.):	.800 (4-5)	Matt Gatens vs. Northern Iowa
Free Throws:	11(12 att.)	Jeff Peterson vs. Kansas State
Free Throw Attempts:	12 (made 11)	Jeff Peterson vs. Kansas State
Free Throw Percentage (10 att):	1.000 (10-10)	Jermain Davis vs. Texas-San Antonio
Rebounds:	13	Cyrus Tate vs. Oakland
Assists:	9	Jeff Petersen vs. Oakland
Blocked Shots:	3	Cyrus Tate vs. Texas-San Antonio/Aaron Fuller vs. SEMO
Steals:	4	Matt Gatens at The Citadel

Team Highs

Iowa

75 vs. SE Missouri State
28 (58 att.) vs. SE Missouri State
58 (made 28) vs. SE Missouri State
.571 (24-42) vs. Texas-San Antonio
13 (25 att.) at The Citadel
30 (made 13) vs. SE Missouri State
.520 (13-25) at The Citadel
26 (37 att.) vs. Kansas State
37 (made 26) vs. Kansas State
1.000 (8-8) vs. Northern Iowa
41 vs. SE Missouri State
19 vs. Oakland
7 vs. SE Missouri State
9 at The Citadel/Iowa St.
21 vs. West Virginia
28 vs. West Virginia

Points
Field Goals
FG Attempts
FG Percentage
3-pt. Field Goals
3-pt. FG Attempts
3-pt. FG Percentage
Free Throws
FT Attempts
FT Percentage
Rebounds
Assists
Blocked Shots
Steals
Turnovers
Fouls

Opponent

87 by West Virginia
31 (56 att.) by West Virginia
56 (made 31) by West Virginia
.554 (31-56) by West Virginia
10 (18 att.) by West Virginia
24 (made 9) by Texas-San Antonio
.556 (10-18) by West Virginia
19 (25 att.) by SEMO
34 (made 15) by West Virginia
.857 by The Citadel
36 by Kansas State/Boston College
17 by West Virginia
4 by West Virginia
11 by Texas-San Antonio
16 by Texas-San Antonio, Kansas State
29 by Kansas State

Team Lows

Iowa

55 at Boston College
16 (44 att.) vs. Kansas State
37 (20 made) vs. West Virginia
.364 (16-44) vs. Kansas State
5 (16 att.) vs. Texas-San Antonio
16 (made 5) vs. UTSA; (made 8) vs. W. Virginia/Iowa St (made 7)
.313 (5-16) vs. Texas-San Antonio
7 (13 att.) vs. at The Citadel
8 (made 8) vs. Northern Iowa
.538 (7-13) at The Citadel
22 at Boston College
7 vs. West Virginia
0 at The Citadel; vs. Bryant; vs. Northern Iowa, Iowa St.
2 vs. West Virginia
5 vs. Northern Iowa
12 vs. Charleston Southern, Oakland

Points
Field Goals
FG Attempts
FG Percentage
3-pt. Field Goals
3-pt. FG Attempts
3-pt. FG Percentage
Free Throws
FT Attempts
FT Percentage
Rebounds
Assists
Blocked Shots
Steals
Turnovers
Fouls

Opponent

36 by Bryant
11 (49, 37 att.) by SEMO, Bryant
37 (11 made) by Bryant
.224 by SE Missouri State
0 (11 att.) by SE Missouri State
7 (made 3) by Kansas State
.235 (4-17) by The Citadel
5 (5, 8 att.) by Northern Iowa/ Iowa St (7 att)
7 (made 6) at The Citdael, Iowa State (made 5)
.441 (15-34) by West Virginia
18 by Bryant
5 by The Citadel, SE Missouri State
1 by Four times, last vs. Northern Iowa
0 by The Citadel
9 by Charleston Southern
8 by SE Missouri State

December 20, 2008

Iowa's Record When . . .

Includes 11 Games

When playing at home:	7-0	When leading at the half:	9-0	When wearing White:	8-0
When playing on the road:	1-1	When trailing at the half:	0-2	When wearing Black:	1-2
When playing on a neutral court:	1-1	When tied at the half:	0-0	When wearing Gold:	0-0
When Iowa scores 100 points or more:	0-0	Iowa field goal percentage at home:	168-341	.493	
When Iowa scores 90-99 points:	0-0	Iowa field goal percentage on road:	80-177	.452	
When Iowa scores 80-89 points:	0-0	Iowa 3-point percentage at home:	62-155	.400	
When Iowa scores 70-79 points:	4-0	Iowa 3-point percentage on road:	37-81	.457	
When Iowa scores under 70 points:	5-2	Iowa free throw percentage at home:	74-95	.779	
		Iowa free throw percentage on road:	61-88	.761	
When opponent scores 100 points or more:	0-0	On Sunday:	1-0		
When opponent scores 90-99 points:	0-0	On Monday:	1-0		
When opponent scores 80-89 points:	0-1	On Tuesday:	2-1		
When opponent scores 70-79 points:	0-0	On Wednesday:	0-0		
When opponent scores 60-69 points:	2-0	On Thursday:	1-0		
When opponent scores fewer than 60 points:	7-1	On Friday:	3-1		
		On Saturday:	1-0		
When Iowa shoots at least 50% from the field:	4-1	On Big Ten Network:	3-0		
When Iowa shoots less than 50% from the field:	5-1	On CBS:	0-0		
When opponent shoots at least 50% from the field:	0-1	On ESPN:	0-0		
When opponent shoots less than 50% from the field:	9-1	On ESPN2:	0-0		
When Iowa has higher FG% than opponent:	8-2	On ESPNU:	1-1		
When opponent has higher FG%:	1-1	On Mediacom:	3-1		
When FG% is equal:	0-0	On Fox Sports:	0-0		
When Iowa outrebounds opponent:	8-0	No Television:	2-0		
When opponent has more rebounds:	1-2	CSTV:	0-0		
When rebounds are equal:	0-0				
When Iowa shoots at least 80% from the line:	2-1	Most Points, First Half:	40 vs. UTSA		
When Iowa shoots less than 80% from the line:	7-1	Fewest Points, First Half:	23 vs. Northern Iowa		
When opponent shoots at least 80% from the line:	3-0	Most Points Allowed, First Half:	48 vs. West Virginia		
When opponent shoots less than 80% from the line:	6-2	Fewest Points Allowed, First Half:	14 vs. Bryant		
When Iowa shoots more free throws than opponent:	6-0	Most Points, Second Half:	42 vs. Northern Iowa		
When opponent shoots more free throws:	2-2	Fewest Points, Second Half:	29 vs. Kansas State		
When free throws attempts are equal:	1-0	Most Points Allowed, Second Half:	39 vs. UTSA & WVU		
When Iowa has higher FT% than opponent:	6-2	Fewest Points Allowed, Second Half:	22 vs. SEMO, Bryant		
When opponent has higher FT%:	3-0	Largest Halftime Advantage:	16 vs. SEMO		
When FT% is equal:	0-0	Largest Halftime Deficit:	19 vs. W. Virginia		
When Iowa shoots at least 50% from three-point range:	1-1				
When Iowa shoots less than 50% from three-point range:	8-1				
When opponent shoots at least 50% from three-point range:	0-1				
When opponent shoots less than 50% from three-point range:	9-1				
When Iowa has a higher three-point FG% than opponent:	6-1				
When opponent has a higher three-point FG%:	3-1				
When three-point FG% is equal:	0-0				
When Iowa has more assists than opponent:	8-0				
When opponent has more assists:	0-1				
When assists are equal:	1-1				
When Iowa has fewer turnovers than opponent:	5-0				
When opponent has fewer turnovers:	2-1				
When turnovers are equal:	2-1				
When Iowa has more steals than opponent:	7-1				
When opponent has more steals:	2-1				
When steals are equal:	0-0				

December 20, 2008

Iowa Under Todd Lickliter . . .

Includes 11 Games

When playing at home:	17-8	When leading at the half:	20-3	When wearing White:	18-11
When playing on the road:	4-9	When trailing at the half:	2-18	When wearing Black:	4-10
When playing on a neutral court:	1-4	When tied at the half:	0-0	When wearing Gold:	0-0
When Iowa scores 100 points or more:	0-0	Iowa field goal percentage at home:	497-1,160		.428
When Iowa scores 90-99 points:	0-0	Iowa field goal percentage on road:	362-827		.438
When Iowa scores 80-89 points:	0-0	Iowa 3-point percentage at home:	185-519		.356
When Iowa scores 70-79 points:	5-1	Iowa 3-point percentage on road:	136-357		.381
When Iowa scores under 70 points:	17-20	Iowa free throw percentage at home:	300-443		.677
		Iowa free throw percentage on road:	175-264		.663
When opponent scores 100 points or more:	0-0	On Sunday:	2-0		
When opponent scores 90-99 points:	0-0	On Monday:	1-1		
When opponent scores 80-89 points:	0-1	On Tuesday:	5-1		
When opponent scores 70-79 points:	0-4	On Wednesday:	2-7		
When opponent scores 60-69 points:	4-9	On Thursday:	1-2		
When opponent scores fewer than 60 points:	18-7	On Friday:	4-4		
		On Saturday:	7-6		
When Iowa shoots at least 50% from the field:	6-3	On Big Ten Network:	15-12		
When Iowa shoots less than 50% from the field:	16-18	On CBS:	0-0		
When opponent shoots at least 50% from the field:	0-4	On ESPN:	0-3		
When opponent shoots less than 50% from the field:	22-17	On ESPN2:	0-1		
When Iowa has higher FG% than opponent:	19-11	On ESPNU:	1-2		
When opponent has higher FG%:	3-10	On Mediacom:	3-1		
When FG% is equal:	0-0	On Fox Sports:	1-0		
When Iowa outrebounds opponent:	16-7	No Television:	2-1		
When opponent has more rebounds:	6-11	CSTV:	0-1		
When rebounds are equal:	0-3				
When Iowa shoots at least 80% from the line:	5-3	Most Points, First Half:	40 vs. UTSA		
When Iowa shoots less than 80% from the line:	17-18	Fewest Points, First Half:	15 vs. Northwestern, '08		
When opponent shoots at least 80% from the line:	6-5	Most Points Allowed, First Half:	48 vs. W. Virginia, '09		
When opponent shoots less than 80% from the line:	16-16	Fewest Points Allowed, First Half:	14 vs. Bryant, '09		
When Iowa shoots more free throws than opponent:	14-4	Most Points, Second Half:	44 vs. MD E. Shore, '08		
When opponent shoots more free throws:	7-17	Fewest Points, Second Half:	17 vs. at Indiana, '08		
When free throws attempts are equal:	1-0	Most Points Allowed, Second Half:	45 vs. Indiana, '08		
When Iowa has higher FT% than opponent:	16-7	Fewest Points Allowed, Second Half:	18 vs. Michigan St., '08		
When opponent has higher FT%:	5-14	Largest Halftime Advantage:	16 vs. SEMO		
When FT% is equal:	1-0	Largest Halftime Deficit:	28 at Ohio State, '08		
When Iowa shoots at least 50% from three-point range:	3-2				
When Iowa shoots less than 50% from three-point range:	19-19				
When opponent shoots at least 50% from three-point range:	1-2				
When opponent shoots less than 50% from three-point range:	21-19				
When Iowa has a higher three-point FG% than opponent:	13-11				
When opponent has a higher three-point FG%:	9-9				
When three-point FG% is equal:	0-1				
When Iowa has more assists than opponent:	15-7				
When opponent has more assists:	6-13				
When assists are equal:	1-1				
When Iowa has fewer turnovers than opponent:	9-0				
When opponent has fewer turnovers:	11-19				
When turnovers are equal:	2-2				
When Iowa has more steals than opponent:	11-2				
When opponent has more steals:	11-17				
When steals are equal:	0-2				

2008-09 Game Summaries

(1) **IOWA 68, CHARLESTON SOUTHERN 48**
November 14, 2008, Carver-Hawkeye Arena, Iowa City, IA

Iowa trailed 7-0 in the early going before using a 20-4 scoring run to gain control on the way to a 68-48 season-opening win over Charleston Southern in Iowa City. Freshman Matt Gatens hit a three-point basket at the 17:24 mark for Iowa's first points of the season, and Iowa added nine more points over the next four minutes before the visitors would score again. The Hawkeyes increased the advantage to 11 points with six minutes remaining before CSU closed the gap to 29-25 at halftime. Gatens and fellow freshman Anthony Tucker combined to score Iowa's first 15 points.

Iowa scored the first four points of the second half and led by six or more the rest of the way. Iowa's biggest margin was 23 points in the final minutes. The Hawkeyes shot 56% from the field in the second half, while holding the visitors to just 26.7%.

Iowa shot 51.1% for the game, including 36% from three-point range. The Hawkeyes also shot 73.3% from the free throw line and held a 32-30 rebounding advantage. Charleston Southern shot just 33.3% for the game.

Gatens led Iowa with 15 points and five assists, hitting 4-6 field goals, all three of his three-point attempts and all four of his free throw attempts. Tucker and sophomore guard Jake Kelly each added 10 points, while senior forward Cyrus Tate collected nine points and 12 rebounds and sophomore guard Jeff Peterson added nine points and three assists. Kelly saw his first action of the season, as he missed Iowa's exhibition win over Wayne State due to injury.

CHARLESTON SOUTHERN -- 48

Name	FG	3-PT	FT	RB	PF	TP	A	TO	BK	S	MN
Martin	1-4	0-1	4-6	3	3	6	0	1	0	1	22
Carter	6-15	1-4	0-2	1	1	13	1	2	0	1	26
Blackmon	3-4	0-0	0-0	8	3	6	0	0	1	0	30
Knight	0-3	0-0	0-0	1	2	0	4	1	0	0	30
Warren	5-9	4-4	4-5	2	3	18	2	4	0	0	35
Goods	0-1	0-0	0-0	0	1	0	0	1	0	0	10
Johnson	1-5	1-2	0-0	2	0	3	0	0	0	0	16
Lamb	0-5	0-3	0-0	3	1	0	1	0	0	0	15
Knysas	1-5	0-1	0-1	1	1	2	1	0	0	0	16
Team				9							
Totals	17-51	6-15	8-14	30	15	48	9	9	1	2	200
	FG%: .333		3-PT%: .400			FT%: .571					

IOWA -- 68

Name	FG	3-PT	FT	RB	PF	TP	A	TO	BK	S	MN
Fuller	2-4	0-2	0-0	2	2	4	0	1	0	0	28
Tate	3-4	0-0	3-3	12	1	9	0	2	2	0	26
Tucker	4-13	2-11	0-0	2	1	10	1	1	0	1	25
Gatens	4-6	3-3	4-4	3	1	15	5	2	0	1	32
Peterson	3-4	1-1	2-2	2	2	9	3	1	0	0	24
Palmer	1-2	0-1	2-2	1	0	4	0	0	0	0	2
Bawinkel	1-3	1-3	0-0	1	0	3	1	0	0	0	9
Brommer	0-2	0-0	0-2	4	1	0	0	0	2	0	14
Davis	2-4	0-2	0-0	0	2	4	1	0	0	0	10
Kelly	4-5	2-2	0-0	1	0	10	3	0	0	1	20
Cole	0-0	0-0	0-2	1	2	0	0	0	0	0	10
Team				3							
Totals	24-47	9-25	11-15	32	12	68	14	7	4	3	200
	FG%: .511		3-PT%: .360			FT%: .733					

Score by Periods:

Charleston Southern	25	23	48
Iowa	29	39	68

Attendance: 9,070

(2) **IOWA 73, TEXAS-SAN ANTONIO 67**
November 17, 2008, Carver-Hawkeye Arena, Iowa City, IA

Iowa let a 12 point halftime advantage slip away before making 14-15 free throws in the second half in earning a 73-67 win over Texas-San Antonio. Iowa shot 65.2% from the field in the opening half, building a 40-28 advantage at the break. Iowa connected on 15-23 field goal attempts and 6-7 free throws in the first half and had 11 assists.

UTSA used full court pressure to get back in the game, forcing 11 Iowa turnovers in the final 20 minutes. The Roadrunners took a 57-54 advantage with 7:49 to play, their first lead since the opening minutes of play.

Iowa responded by scoring eight straight points, six of those on free throws by Jermain Davis. UTSA stayed in the game, closing the deficit to two points twice in the closing minutes, the last at 67-65 with 33 seconds remaining. Matt Gatens hit two free shots to increase the advantage and Cyrus Tate blocked a UTSA shot attempt as the Hawkeyes held on.

Iowa shot 57.1% (24-42) from the field and 90.9% (20-22) from the free throw line, compared to 44.4% field goal shooting and 83.3% shooting from the line for the visitors.

Tate led Iowa's balanced attack with 18 points, hitting 8-9 field goals and both of his free throws. Anthony Tucker added 15 points, Gatens contributed 10 points and seven assists and Davis ended with game with 10 points on 10-10 shooting from the line. Tate and Gatens led Iowa with five rebounds apiece and Tate collected three blocked shots and two steals.

TEXAS-SAN ANTONIO -- 67

Name	FG	3-PT	FT	RB	PF	TP	A	TO	BK	S	MN
Gabbidon	4-12	1-7	3-3	4	2	12	2	3	2	1	26
Bonney	2-5	0-0	2-2	1	3	6	0	1	0	0	15
Johnson	5-8	3-4	4-4	3	4	17	5	1	0	1	32
Gibson	2-8	0-2	1-2	3	4	5	5	4	0	5	35
Smith	2-3	2-3	0-0	1	1	6	1	1	0	0	20
Shank	3-5	3-5	0-0	0	3	9	0	1	0	0	16
Allen	0-2	0-1	0-0	3	0	0	1	0	0	0	15
Gasporra	0-0	0-0	0-0	0	0	0	0	0	0	0	2
Fields	4-9	0-2	0-1	2	2	8	1	3	0	3	26
Stepter	2-2	0-0	0-0	2	3	4	0	2	0	1	13
Team				5							
Totals	24-54	9-24	10-12	24	22	67	15	16	2	11	200
	FG%: .444		3-PT%: .375			FT%: .833					

IOWA -- 73

Name	FG	3-PT	FT	RB	PF	TP	A	TO	BK	S	MN
Fuller	3-4	1-2	1-2	2	3	8	2	2	0	0	18
Tate	8-9	0-0	2-2	5	2	18	0	1	3	2	33
Tucker	5-8	2-5	3-3	1	0	15	2	2	0	1	28
Gatens	3-5	0-2	4-5	5	2	10	7	3	0	1	35
Peterson	2-4	1-2	0-0	2	5	5	2	2	0	1	29
Bawinkel	1-2	1-2	0-0	2	0	3	0	0	0	0	12
Brommer	1-1	0-0	0-0	1	0	2	0	0	0	0	7
Davis	0-4	0-1	10-10	4	0	10	2	4	0	0	19
Kelly	1-5	0-2	0-0	2	2	2	1	3	1	0	16
Cole	0-0	0-0	0-0	1	1	0	0	1	0	0	3
Team				3							
Totals	24-42	5-16	20-22	28	15	73	16	19	4	5	200
	FG%: .571		3-PT%: .313			FT%: .909					

Score by Periods:

Texas-San Antonio	28	39	67
Iowa	40	33	73

Attendance: 8,051

2008-09 Game Summaries

(3) IOWA 70, THE CITADEL 48
November 20, 2008, McAlister Field House, Charleston, SC

Iowa used a 16-4 scoring run over the final seven minutes of the first half to gain control and the Hawkeyes went on to post a 70-48 win at The Citadel. The teams traded baskets in the opening minutes before The Citadel tied the game at 16-16 with seven minutes left in the half. Iowa's Anthony Tucker hit back-to-back three-points to spark an 11-0 scoring run as Iowa built a 32-20 advantage at the break.

Cyrus Tate scored on a rebound basket to start the second half, giving the Hawkeyes a 14 point cushion. The Citadel rallied, closing the margin to six points four minutes into the half. The Bulldogs added a three-point play at the 13 minute mark to cut the deficit to five, 39-34, with 13 minutes remaining.

Another three-pointer by Tucker and a three-point play by Aaron Fuller increased Iowa's advantage to 45-34 and Iowa was not threatened the rest of the way.

The Hawkeye were efficient in gaining their first road win over the season. Iowa shot 47.5% from the field, including 52% (13-25) from three-point range. Iowa had just six turnovers, the low mark for a Hawkeye team in 35 games under Todd Lickliter, and had nine steals, which led to 23 points off turnovers.

Tucker led Iowa with 21 points, hitting 7-11 three-point attempts. Matt Gatens added 13 points, six assists and four steals and three rebounds, Jeff Peterson had 12 points and three assists and Fuller added eight points and five rebounds. Iowa won the rebounding battle 28-23 and forced 13 turnovers.

Iowa -- 70

Name	FG	3-PT	FT	RB	PF	TP	A	TO	BK	S	M
Fuller	3-10	1-3	1-3	5	2	8	0	2	0	0	23
Tate	2-3	0-0	0-0	5	4	4	0	2	0	0	18
Tucker	7-13	7-11	0-0	2	0	21	1	0	0	1	28
Gatens	4-7	3-5	2-2	3	2	13	6	0	0	4	35
Peterson	4-7	1-2	3-4	3	1	12	3	0	0	1	31
Bawinkel	0-1	0-1	0-0	2	0	0	0	0	0	0	8
Brommer	1-1	0-0	0-0	0	0	2	0	0	0	0	2
Davis	0-3	0-2	1-2	0	2	1	0	0	0	0	12
Kelly	2-4	1-1	0-0	3	1	5	5	0	0	3	23
Cole	2-2	0-0	0-2	2	2	4	0	1	0	0	20
Team				3				1			
Totals	25-51	13-25	7-13	28	14	70	15	6	0	9	200
	FG%:	.490		3-PT%:	.520		FT%:	.538			

The Citadel -- 48

Name	FG	3-PT	FT	RB	PF	TP	A	TO	BK	S	M
Dahn	0-2	0-2	0-0	1	4	0	0	0	0	0	18
Eykyn	3-5	1-3	1-1	2	2	8	0	3	0	0	21
Nelson	5-8	0-0	1-1	3	3	11	1	4	2	0	28
Urbanus	1-4	1-3	0-0	1	2	3	0	1	0	0	35
Wells	8-13	1-4	4-5	4	0	21	1	3	1	0	38
McDowell	0-1	0-1	0-0	1	0	0	0	0	0	0	14
Morabbi	0-5	0-3	0-0	6	2	0	3	0	0	0	24
Brick	0-0	0-0	0-0	0	0	0	0	0	0	0	4
Streeter	1-1	0-0	0-0	1	1	2	0	0	0	0	5
Roberts	0-0	0-0	0-0	0	1	0	0	0	0	0	7
Clark	1-1	1-1	0-0	0	0	3	0	2	0	0	6
Team				4							
Totals	19-40	4-17	6-7	23	15	48	5	13	3	0	200
	FG%:	.475		3-PT%:	.235		FT%:	.857			

Score by Periods:

Iowa	32	38	70
The Citadel	20	28	48

Attendance: 2,024

(4) IOWA 66, Oakland 57
November 23, Carver-Hawkeye Arena, Iowa City, IA

Iowa built a 10 point advantage in the second half before holding off a late rally in securing a 66-57 win over Oakland University in Iowa City. With the win the Hawkeyes improved to 4-0 for the second straight season under Coach Todd Lickliter.

The Hawkeyes held a 30-24 advantage at the break and increased the margin to 53-43 with 4:35 remaining. But Oakland hit two three-point baskets within the next minute and two free throws with 2:54 left to play to cut the deficit to two points. Iowa increased its margin on a three-point basket by Anthony Tucker and two free throws each by Jeff Peterson and Jake Kelly, taking a 60-51 advantage with 1:05 to play. Iowa hit 10-13 free throw attempts in the final two minutes.

The Hawkeyes shot 55% from the field, including 57.1% in the first half. Iowa made 12-15 two point attempts and 10-25 three-point shots in the game, collecting 19 assists on 22 field goals. Oakland's full court pressure and trapping zone defense forced 16 Iowa turnovers.

The Iowa defense held Oakland to 43.1% shooting from the field and the Hawkeyes held a 31-24 rebounding advantage.

Freshman Anthony Tucker hit 5-10 three-point shots and led Iowa in scoring with 19 points. Cyrus Tate added his fifth career double-double with 11 points and 13 rebounds, and Kelly added 16 points, four rebounds and four assists. Tucker contributed six rebounds, Peterson had eight points and matched his career-best with nine rebounds.

OAKLAND -- 57

Name	FG	3-PT	FT	RB	PF	TP	A	TO	BK	S	MN
Hudson	3-6	0-0	0-0	5	5	6	1	3	2	2	32
Benson	0-0	0-0	1-2	0	0	1	0	1	0	0	12
Cushingberry	3-5	0-2	0-1	5	5	6	2	0	0	0	37
Jones	8-20	2-4	3-6	3	1	21	5	3	0	2	40
Kangas	6-15	4-11	2-2	3	1	18	1	1	0	1	36
Samuels	1-1	0-0	0-0	1	1	2	0	1	0	0	5
Milutinovic	0-0	0-0	0-0	0	1	0	0	0	0	1	3
Bieszki	0-0	0-0	0-0	0	0	0	0	0	0	0	1
Maynard	1-2	1-1	0-0	3	4	3	1	1	0	0	17
Waterstradt	0-2	0-1	0-0	0	2	0	0	1	0	1	17
Team				4							
Totals	22-51	7-19	6-11	24	20	57	10	11	2	7	200
	FG%:	.431		3-PT%:	.368		FT%:	.545			

IOWA -- 66

Name	FG	3-PT	FT	RB	PF	TP	A	TO	BK	S	MN
Fuller	3-5	1-3	0-0	2	0	7	2	2	1	1	16
Tate	5-6	0-0	1-3	13	4	11	0	1	0	1	32
Tucker	7-12	5-10	0-0	6	1	19	1	1	0	0	35
Gatens	2-6	1-3	0-0	4	1	5	2	6	0	0	35
Peterson	1-2	0-1	6-8	0	2	8	9	1	0	2	33
Palmer	0-0	0-0	0-0	0	0	0	0	0	0	0	2
Bawinkel	0-2	0-2	0-0	0	0	0	0	0	0	0	3
Davis	0-0	0-0	0-0	1	2	0	1	1	0	1	9
Kelly	4-7	3-6	5-7	4	0	16	4	0	0	1	29
Cole	0-0	0-0	0-0	0	2	0	0	1	0	0	6
Team				1				3			
Totals	22-40	10-25	12-18	31	12	66	19	16	1	6	200
	FG%:	.550		3-PT%:	.400		FT%:	.667			

Score by Periods:

Oakland	24	33	57
Iowa	30	36	66

Attendance: 8,079

2008-09 Game Summaries

(5) **IOWA 75, SE MISSOURI STATE 41**
November 25, Carver-Hawkeye Arena, Iowa City, IA

Iowa used a solid defensive effort to take control early in a 75-41 win over Southeast Missouri State in Iowa City. The Hawkeyes led 13-3 in the early going, holding the visitors to just one field goal in the first nine minutes. Iowa led 20-5 at the midway point in the first half and built the advantage to 35-19 by intermission.

Southeast Missouri State scored the first three points of the second half, but was never able to get closer than 13. Iowa led by as many as 35 points in the late going, securing its most lopsided win since early in the 2006-07 season.

Iowa held the Redhawks to 22.4% shooting from the field, as the visitors misfired on all 11 of their three-point attempts. SE Missouri State did connect on 19-25 (76%) free throws. Iowa also forced 11 turnovers and held a 41-33 rebounding advantage.

Ten of the 12 Hawkeyes who saw action got into the scoring column, as freshmen Anthony Tucker (14) and Matt Gatens (12) led the scoring. Devan Bawinkel added nine points and Jeff Peterson scored eight. Tucker added 10 rebounds to collect his first career double-double, while David Palmer added six points and five rebounds. Peterson led the Hawkeyes with five assists.

As a team Iowa shot 48.3% from the field, including 43.3% (13-30) from three-point range and 66.7% (6-9) from the foul line. Iowa collected 17 assists on its 28 field goals and was guilty of just seven turnovers.

SE MISSOURI STATE - - 41

Name	FG	3-PT	FT	RB	PF	TP	A	TO	BK	S	MN
Herring	1-10	0-0	6-6	4	0	8	3	2	1	0	37
Williams	3-8	0-0	4-7	4	2	10	1	2	1	0	31
Hill	1-4	0-0	1-2	4	0	3	0	1	0	2	33
Moore	0-8	0-7	5-6	1	1	5	1	1	0	0	30
Jones	0-4	0-2	1-2	5	2	1	0	2	0	1	31
Russell	4-6	0-0	0-0	6	1	8	0	3	1	1	22
Maxwell	2-9	0-2	2-2	4	2	6	0	0	0	0	16
Team				5							
Totals	11-49	0-11	19-25	33	8	41	5	11	3	4	200
	FG%:	.224		3-PT%:	.000		FT%:	.760			

IOWA - - 66

Name	FG	3-PT	FT	RB	PF	TP	A	TO	BK	S	MN
Fuller	2-7	1-4	0-0	5	2	5	0	1	3	3	21
Tate	3-5	0-0	0-0	3	3	6	0	0	2	1	16
Tucker	5-11	4-9	0-0	10	2	14	1	2	0	1	25
Gatens	4-7	2-3	2-2	3	1	12	3	1	1	0	22
Peterson	3-7	0-1	2-2	2	0	8	5	0	0	0	26
Palmer	2-2	1-1	0-0	6	1	5	0	0	0	0	9
Angle	1-3	1-3	0-0	1	1	3	1	1	0	0	4
Bawinkel	3-5	3-5	0-0	0	1	9	1	0	0	0	20
Brommer	2-3	0-0	0-3	2	3	4	1	1	1	1	16
Davis	0-2	0-1	0-0	3	1	0	3	1	0	0	14
Kelly	3-6	1-3	2-2	2	1	9	2	0	0	0	19
Cole	0-0	0-0	0-0	2	1	0	0	0	0	1	8
Team				2							
Totals	28-58	13-30	6-9	41	17	75	17	7	7	7	200
	FG%:	.483		3-PT%:	.433		FT%:	.667			

Score by Periods:

SE Missouri State	19	22	41
Iowa	35	40	75

Attendance: 8,184

(6) **WEST VIRGINIA 87, IOWA 68**
November 28, Orleans Arena, Las Vegas, NV

West Virginia used a 20-0 scoring run over a five minute stretch in the first half to take control as the Mountaineers defeated Iowa in Las Vegas. The teams traded baskets in the early going, with a three-pointer by Iowa's Anthony Tucker giving the Hawkeyes an 11-9 advantage at the 13:42 mark. West Virginia took over from there, using a solid pressure defense to force a number of turnovers while scoring 20 straight points.

Iowa was guilty of 17 turnovers in the first half as West Virginia led 48-28 at the break. The Mountaineers shot 55.4% from the field in the opening half, scoring 29 points following Iowa mistakes and 24 points in the paint.

Iowa shot the ball well in the game, shooting 54.1% overall, including 50% from three-point range and 69% (20-29) from the free throw line.

West Virginia ended the game shooting 55.4% from the field and 55.6% from three-point range. The Mountaineers also held a 32-25 rebounding advantage, including 15 offensive rebounds.

The Hawkeyes were able to protect the ball in the second half, committing just four turnovers in the final 20 minutes. Still, Iowa was not able to get any closer than 14 points in the second half.

Tucker led the Hawkeye scoring attack with a career-best 24 points, hitting 8-12 field goals and 6-9 three-pointers. Jake Kelly adding 15 points, hitting 9-10 free throws, and Jeff Peterson had 11 points. Cyrus Tate led Iowa with five rebounds and Kelly added three assists.

IOWA - - 68

Name	FG	3-PT	FT	RB	PF	TP	A	TO	BK	S	MN
Tucker	8-12	6-9	2-2	4	1	24	0	4	0	1	34
Gatens	2-4	1-2	1-1	3	5	6	2	3	0	0	22
Fuller	2-5	1-1	1-2	3	5	6	0	0	0	0	13
Peterson	4-6	0-0	3-4	2	5	11	1	7	0	1	23
Tate	0-0	0-0	0-0	5	1	0	0	1	0	0	24
Palmer	0-0	0-0	0-0	0	0	0	0	0	0	0	3
Bawinkel	0-1	0-1	0-0	1	0	0	0	0	0	0	11
Brommer	1-2	0-0	3-8	2	4	5	0	0	1	0	22
Davis	0-1	0-1	0-0	1	1	0	1	1	0	0	17
Kelly	3-6	0-2	9-10	3	4	15	3	4	1	0	28
Cole	0-0	0-0	1-2	0	2	1	0	1	0	0	3
Team				1							
Totals	20-37	8-16	20-29	25	28	68	7	21	2	2	200
	FG%:	.541		3-PT%:	.500		FT%:	.690			

WEST VIRGINIA - - 87

Name	FG	3-PT	FT	RB	PF	TP	A	TO	BK	S	MN
Butler	3-7	0-1	6-7	3	4	12	2	2	0	0	24
Ebanks	3-3	0-0	1-5	2	2	7	0	0	0	1	14
Mazzulla	4-9	1-2	4-6	3	5	13	6	1	0	0	30
Ruoff	4-8	4-6	1-2	1	1	13	3	2	1	1	36
Smith	4-6	2-2	0-0	5	3	10	3	1	3	1	26
Thoroughman	0-0	0-0	0-0	0	0	0	0	0	0	0	3
West	0-0	0-0	0-0	0	0	0	0	1	0	0	3
Jones	2-7	1-3	0-0	5	3	5	0	1	0	1	14
Sowards	1-1	1-1	0-2	0	1	3	0	0	0	0	2
Thomas	0-0	0-0	0-0	0	0	0	0	0	0	0	3
Bryant	3-7	1-3	3-5	5	3	10	1	1	0	1	17
Payne	0-0	0-0	0-0	0	0	0	0	0	0	0	2
Flowers	7-8	0-0	0-7	8	4	14	1	2	0	1	26
Totals	31-56	10-18	15-34	32	26	87	17	10	4	6	200
	FG%:	.554		3-PT%:	.556		FT%:	.441			

Score by Periods:

Iowa	29	39	68
West Virginia	48	39	87

Attendance: 5,000

2008-09 Game Summaries

(7) IOWA 65, KANSAS STATE 63
November 29, 2008, Orleans Arena, Las Vegas, NV

Iowa forward Cyrus Tate scored from just on front of the basket just before the final horn sounded to lift Iowa to a 65-63 win over Kansas State in the consolation championship of the Las Vegas Invitational, earning Coach Todd Lickliter career win No. 150.

Tate's basket came after Kansas State had tied the score with seven seconds remaining. Jake Kelly found Tate near the basket for the game winner, which replays showed took place with less than one second remaining.

The Wildcats had rallied from an 11-point halftime deficit, taking their first lead of the game (53-52) with 5:12 remaining. The lead changed hands eight times and the game was tied five times in the final five minutes, with neither team leading by more than two points. Tate's free throw gave Iowa a 61-59 advantage with 1:52 left before Kansas State tied the score on a pair of free throws with 31 seconds to play. Kelly hit a jumper to give Iowa a 63-61 advantage before Kansas State knotted the score for the final time on a rebound basket.

Iowa got off to a good start in the first half, leading by as many as 13 points in the opening period before settling for a 36-25 halftime advantage. The Hawkeyes shot 41.7% from the field in the first half, including 54.5% (6-11) from three-point range. For the game Iowa shot just 36.4% from the field, but the Hawkeyes hit 26-37 (70.3%) free throws and were guilty of just 11 turnovers.

Jeff Peterson led Iowa with 18 points (11-12 free throws) and six assists, as he was named to the all-tournament team. Tate added 10 points and joined Anthony Tucker and Aaron Fuller with seven rebounds.

KANSAS STATE -- 63

Name	FG	3-PT	FT	RB	PF	TP	A	TO	BK	S	MN
Pullen	7-14	2-5	6-9	3	2	22	2	5	0	2	38
Colon	3-5	0-0	0-0	9	2	6	2	1	0	0	21
Clemente	1-1	0-0	0-0	0	5	2	0	1	0	0	12
Sutton	2-3	0-0	0-1	3	4	4	0	3	0	0	30
Kent	2-6	0-1	0-0	3	3	4	0	3	0	0	15
Brown	1-3	0-0	0-0	2	4	2	0	0	0	0	8
Awaji	1-2	1-1	1-2	1	2	4	0	1	0	0	14
Meriewether	0-0	0-0	2-2	3	2	2	0	0	0	0	20
Samuels	4-8	0-0	5-8	5	4	13	1	1	1	0	17
Anderson	1-1	0-0	1-6	4	1	3	0	1	0	0	17
Herrera	0-2	0-0	1-2	2	0	1	0	0	2	0	8
Team										1	
Totals	22-45	3-7	16-30	36	29	63	5	16	3	2	200
	FG%: .489		3-PT%: .429					FT%: .533			

IOWA -- 65

Name	FG	3-PT	FT	RB	PF	TP	A	TO	BK	S	MN
Tucker	1-11	1-7	0-1	7	3	3	0	1	0	0	28
Gatens	2-4	1-1	0-0	1	5	5	1	1	0	0	18
Fuller	2-5	0-1	3-5	7	3	7	0	2	0	2	29
Peterson	3-7	1-2	11-12	2	1	18	6	5	0	1	38
Tate	2-5	0-0	6-10	7	3	10	0	0	0	0	28
Bawinkel	1-3	1-3	0-0	0	0	3	0	0	0	1	13
Brommer	1-2	0-0	0-1	3	5	2	0	0	0	0	13
Davis	2-4	2-3	2-4	2	0	8	1	0	0	0	16
Kelly	2-3	1-2	4-4	0	3	9	1	2	0	2	14
Cole	0-0	0-0	0-0	0	1	0	0	0	0	0	3
Team										1	
Totals	16-44	7-19	26-37	30	24	65	9	11	0	6	200
	FG%: .364		3-PT%: .368					FT%: .703			

Score by Periods: Attendance: 5,500

Kansas State	25	38	63
Iowa	36	29	65

(8) BOSTON COLLEGE 57, IOWA 55
December 2, 2008, Silvio O. Conte Forum, Chestnut Hill, MA

Iowa scored 10 of the final 11 points, but came up just short in a 57-55 loss at Boston College. The Hawkeyes had their second straight game decided on the last possession after taking a 65-63 win over Kansas State in their previous outing.

Iowa trailed 56-45 with 4:45 remaining after two Boston College free throws. Jake Kelly hit two free throws, Matt Gatens and Devan Bawinkel hit three-point baskets and Gatens added two free throws to move Iowa within a point, 56-55, with 2:09 remaining. Iowa had two three-point attempts to take the lead, the last with 33 seconds remaining. BC's Tyrese Rice hit one of two free throws with 12 seconds to play.

Kelly controlled the ball for Iowa in the final seconds, but was forced to pass. Andrew Brommer chased down the pass and was fouled just before getting off a three-point attempt, and just before the buzzer. Brommer misfired on his first free throw attempt and the Eagles escaped with the win.

Gatens and Bawinkel led Iowa with 12 points each, while Kelly added 11 and Jermain Davis scored 10. Cyrus Tate led Iowa with seven rebounds and Kelly added five assists and two steals.

Iowa started slow, missing its first seven shots while falling behind by six points in the first seven minutes. The Hawkeyes then hit six straight field goal attempts and led by as many as four before trailing 27-24 at the break.

Iowa shot 42.2% from the field, including 42.9% from three-point range and added 8-9 (88.9%) free throws. The Hawkeyes were outrebounded 36-22 and the Eagles converted 17-22 (77.3%) free throw attempts.

IOWA -- 55

Name	FG	3-PT	FT	RB	PF	TP	A	TO	BK	S	MN
Fuller	0-5	0-0	0-0	1	2	0	1	1	0	0	15
Tate	1-3	0-0	2-2	7	4	4	0	2	2	2	23
Tucker	0-2	0-2	0-0	0	0	0	0	1	0	0	8
Gatens	4-7	2-3	2-2	4	3	12	3	1	0	1	35
Peterson	2-5	0-0	2-2	1	1	6	1	4	0	1	32
Bawinkel	4-7	4-7	0-0	0	1	12	0	0	0	0	16
Brommer	0-0	0-0	0-1	1	1	0	0	0	0	0	13
Davis	4-6	2-4	0-0	3	3	10	2	1	0	0	24
Kelly	4-10	1-5	2-2	3	2	11	5	3	0	2	29
Cole	0-0	0-0	0-0	2	0	0	0	0	0	1	5
Totals	19-45	9-21	8-9	22	17	55	12	13	2	7	200
	FG%: .422		3-PT%: .429					FT%: .889			

BOSTON COLLEGE -- 57

Name	FG	3-PT	FT	RB	PF	TP	A	TO	BK	S	MN
Raji	3-8	0-0	1-1	6	2	7	2	1	1	0	33
Trapani	2-7	1-2	3-4	7	1	8	0	0	0	1	25
Southern	3-5	0-0	0-1	8	0	6	1	3	0	1	31
Rice	3-5	0-1	9-12	0	4	15	4	2	0	1	24
Sanders	3-11	0-2	0-0	7	1	6	1	2	0	1	25
Jackson	1-4	0-2	4-4	2	3	6	2	3	0	2	18
Paris	2-3	1-2	0-0	1	0	5	0	0	0	0	16
Ravenel	0-2	0-0	0-0	0	0	0	0	2	0	0	7
Elmore	2-4	0-1	0-0	2	1	4	2	0	0	0	21
Team										3	
Totals	19-49	2-10	17-22	36	12	57	12	13	1	6	200
	FG%: .388		3-PT%: .200					FT%: .773			

Score by Periods: Attendance: 4,084

Iowa	24	31	55
Boston College	27	30	57

2008-09 Game Summaries

(9) IOWA 61, BRYANT 36
December 5, 2008, Carver-Hawkeye Arena, Iowa City, IA

Iowa returned home after three straight games away from Iowa City, defeating Bryant University 61-36. The 36 points match the lowest total allowed by the Hawkeyes in 41 games under Coach Todd Lickliter.

The Hawkeyes started fast against Bryant, leading 6-0, 15-6 and 22-8 in the early going. Iowa led 26-14 at halftime, allowing the fewest points in a first half under Coach Lickliter. Iowa held Bryant to just 5-19 (26.3%) field goal shooting in the opening 20 minutes.

Bryant closed to within eight points in the first four minutes of the second half, but Iowa responded with a 12-0 scoring run over a six minute span to gain complete control, leading 43-23 with just under 10 minutes remaining. The final 25 point margin matched Iowa's biggest advantage of the game.

Iowa shot 48.8% from the field, including 73.3% (11-15) in the second half. Iowa was a perfect 3-3 from inside the three-point line in the second half. Iowa made 12-28 (42.9%) three-point attempts and 7-9 (77.8%) free throws in the game.

The Hawkeyes had 17 assists on their 21 field goals and held a 32-18 rebounding advantage. Bryant was held to 29.7% shooting, including 33.3% from three-point range.

Freshman Matt Gatens led Iowa with 19 points, five rebounds and four assists. Anthony Tucker added 12 points and Cyrus Tate collected eight points and 12 rebounds. Jeff Peterson matched Gatens with four assists and Jake Kelly added three steals.

BRYANT -- 36

Name	FG	3-PT	FT	RB	PF	TP	A	TO	BK	S	MN
Wright	0-3	0-0	0-0	4	1	0	0	0	0	0	23
Lyell	3-8	2-5	0-0	2	3	8	1	2	0	0	35
Gresham	2-11	0-3	2-2	3	2	6	2	3	0	0	36
Birrell	2-4	2-4	0-0	3	0	6	3	2	0	1	31
Latham	3-6	0-1	2-3	3	2	8	0	1	1	1	26
Lambert	1-2	1-2	0-0	0	0	3	0	0	0	0	9
Thomas	0-0	0-0	0-0	0	2	0	0	0	0	0	3
Pontes	0-2	0-0	0-0	0	2	0	0	1	0	0	8
McLean	0-1	0-0	2-2	2	1	2	0	0	0	0	12
Parzych	0-0	0-0	0-0	0	0	0	0	1	0	0	3
LeClerc	0-0	0-0	3-4	0	2	3	0	1	0	1	14
Team				1							
Totals	11-37	5-15	9-11	18	15	36	6	11	1	3	200
	FG%:	.297		3-PT%:	.333			FT%:	.818		

IOWA -- 61

Name	FG	3-PT	FT	RB	PF	TP	A	TO	BK	S	MN
Gatens	6-12	3-6	4-4	5	1	19	4	1	0	1	28
Davis	2-5	1-4	0-0	2	3	5	3	3	0	1	25
Tate	4-6	0-0	0-0	12	0	8	1	2	0	0	22
Peterson	1-2	0-1	0-0	1	1	2	4	1	0	0	23
Kelly	1-6	1-5	2-3	3	2	5	3	3	0	3	27
Tucker	4-6	4-6	0-0	3	1	12	0	0	0	0	23
Palmer	1-1	1-1	0-0	1	0	3	0	0	0	0	4
Angle	0-0	0-0	0-0	0	0	0	0	0	0	1	1
Bawinkel	0-3	0-3	0-0	0	2	0	1	0	0	0	16
Brommer	0-0	0-0	0-0	1	0	0	0	1	0	0	10
Fuller	2-2	2-2	1-2	1	1	7	1	0	0	0	13
Cole	0-0	0-0	0-0	0	1	0	0	0	0	0	8
Team				3							
Totals	21-43	12-28	7-9	32	12	61	17	11	0	6	200
	FG%:	.488		3-PT%:	.429			FT%:	.778		

Score by Periods:

Bryant	14	22	36
Iowa	26	35	61

Attendance: 8,711

(10) IOWA 65, NORTHERN IOWA 46
December 9, 2008, Carver-Hawkeye Arena, Iowa City, IA

Jeff Peterson started the game with a three-point basket after 33 seconds, and ended the contest with a three-pointer to beat the shot clock with nine seconds to play. In between, Iowa rallied from a seven-point deficit in the first half to post a 65-46 win over Northern Iowa in Iowa City.

The Hawkeyes trailed 22-15 with 3:49 left in the first half before scoring the final eight points of the period for a 23-22 halftime advantage.

Iowa added the first five points of the second half, building a 28-22 advantage before the Panthers ended their nearly seven minute dry spell with a basket. Northern Iowa closed the gap to 30-29 with 14:32 remaining before Iowa pulled away. The Hawkeyes used a 12-0 scoring run over the next five minutes to regain control and the Panthers were never closer than 10 points the rest of the way.

Iowa outscored the visitors 42-24 in the second half, shooting 60% from the field, 50% from three-point range and making all eight of its free throw attempts. The Panthers made just 5-21 (23.8%) three-point attempts in the game and Iowa held a 26-21 rebounding advantage.

Iowa shot an even 50% from the field for the night and committed just five turnovers, a team low in 42 games under Coach Todd Lickliter.

Iowa's balanced scoring was led by Jake Kelly, who matched a career-high with 19 points. Kelly added five rebounds, four assists and two steals in a team-high 36 minutes. Jeff Peterson added 18 points and five assists and Matt Gatens scored 14 points, hitting 4-5 three-point attempts. Cyrus Tate contributed six rebounds and three steals while leading Iowa's defensive effort.

NORTHERN IOWA -- 46

Name	FG	3-PT	FT	RB	PF	TP	A	TO	BK	S	MN
Koch	4-7	0-2	2-3	3	2	10	0	2	1	0	28
Eglseder	4-5	0-0	0-0	8	0	8	0	2	0	0	27
Farokhmanesh	2-9	1-7	0-1	3	4	5	5	2	0	1	30
Ahelegbe	2-5	0-2	3-4	0	3	7	4	2	0	0	33
Moran	4-11	2-7	0-0	2	2	10	1	2	0	0	34
Haak	0-0	0-0	0-0	0	1	0	0	0	0	0	5
Brown	2-3	2-3	0-0	0	3	6	0	0	0	1	21
Dunham	0-0	0-0	0-0	0	0	0	1	0	0	1	14
O'Rear	0-0	0-0	0-0	0	1	0	0	0	0	0	8
Team				5							
Totals	18-40	5-21	5-8	21	16	46	11	10	1	3	200
	FG%:	.450		3-PT%:	.238			FT%:	.625		

IOWA -- 65

Name	FG	3-PT	FT	RB	PF	TP	A	TO	BK	S	MN
Davis	2-4	1-3	0-0	2	1	5	1	0	0	1	26
Tate	1-4	0-0	2-2	6	3	4	0	2	0	3	27
Gatens	5-8	4-5	0-0	2	2	14	2	0	0	0	35
Peterson	6-11	2-3	4-4	4	1	18	5	2	0	1	35
Kelly	8-15	1-5	2-2	5	2	19	4	0	0	2	36
Bawinkel	1-4	1-4	0-0	2	0	3	0	0	0	0	13
Brommer	0-0	0-0	0-0	1	4	0	0	0	0	0	4
Fuller	1-2	0-1	0-0	2	0	2	0	1	0	0	16
Cole	0-0	0-0	0-0	0	1	0	1	0	0	0	8
Team				2							
Totals	24-48	9-21	8-8	26	14	65	13	5	0	7	200
	FG%:	.500		3-PT%:	.429			FT%:	1.000		

Score by Periods:

Northern Iowa	22	24	46
Iowa	23	42	65

Attendance: 9,435

2008-09 Game Summaries

(11) IOWA 73, IOWA STATE 57

December 12, 2008, Carver-Hawkeye Arena, Iowa City, IA

Iowa used a 26-3 scoring run over the first 11 minutes of the second half in pulling away to a 73-57 win over Iowa State in Iowa City.

The teams traded baskets through a fast paced first half that saw 10 lead changes. Iowa's Devan Bawinkel hit a three-point basket with 33 seconds left in the first period and Iowa went to the break with a 34-32 advantage. Both teams shot 48% from the field in the opening 20 minutes. Iowa scored the first six points of the game for its biggest advantage, while the Cyclones led by four on three occasions.

Iowa scored the first eight points of the second half before Iowa State got a field goal at the 17:42 mark, leaving Iowa with a 42-34 advantage. The Hawkeyes used a 16-3 run to take a 63-37 lead at the 8:55 mark and Iowa State was never closer than the final margin.

Iowa's defense held the Cyclones to 38.5% shooting in the second half, including just 4-12 (33.3%) three-point attempts. Iowa shot 48.1% from the field overall, including 43.8% from three-point range, and connected on 16-21 (76.2%) free throws. Both teams had 12 turnovers, but Iowa collected nine steals and held a 25-12 scoring advantage off turnovers.

Jeff Peterson led Iowa with 17 points as four Hawkeyes scored in double figures. Jermain Davis scored Iowa's first eight points in getting the Hawkeyes off to a fast start. Davis ended the night with career-bests in points (16), rebounds (six) and assists (five), hitting 5-10 field goals and 6-7 free throws. Bawinkel matched his season-best with 12 points (4-5 treys) and Cyrus Tate added 10 points, eight rebounds and two steals while holding Iowa State's leading scorer 11 points below his average.

IOWA STATE -- 57

Name	FG	3-PT	FT	RB	PF	TP	A	TO	BK	S	MN
Thompson	0-1	0-0	0-0	0	1	0	0	0	1	0	7
Brackins	2-12	0-2	2-2	7	3	6	1	2	1	0	26
Staiger	3-6	3-5	0-0	0	2	9	1	1	0	0	27
Garrett	6-7	1-1	3-5	1	2	16	2	4	0	1	30
Petersen	3-7	1-4	0-0	5	3	7	1	1	0	0	32
Boozer	1-1	1-1	0-0	0	0	3	0	0	0	1	5
Buckley	2-5	0-2	0-0	0	1	4	3	2	0	1	16
Haluska	0-0	0-0	0-0	1	2	0	0	0	0	0	8
Eikmeier	2-7	2-5	0-0	1	2	6	2	2	0	1	28
Vanderbeken	0-0	0-0	0-0	1	0	0	0	0	0	0	1
Lee	1-3	0-1	0-0	1	1	2	1	0	0	0	5
Mann	0-0	0-0	0-0	2	0	0	0	0	0	0	3
Hamilton	2-2	0-0	0-0	4	1	4	0	0	1	0	12
Totals	22-51	8-21	5-7	23	18	57	11	12	3	4	200
	FG%:	.431		3-PT%:	.381		FT%:	.714			

IOWA -- 73

Name	FG	3-PT	FT	RB	PF	TP	A	TO	BK	S	MN
Davis	5-10	0-2	6-7	6	1	16	5	2	0	1	33
Tate	4-6	0-0	2-2	8	3	10	0	0	0	2	22
Gatens	2-6	0-2	2-2	6	1	6	1	0	0	1	31
Peterson	5-10	2-3	5-6	3	2	17	1	5	0	2	33
Kelly	2-7	1-2	1-2	3	3	6	3	4	0	2	30
Palmer	0-1	0-1	0-0	0	0	0	0	0	0	0	1
Angle	0-0	0-0	0-0	1	0	0	0	0	0	0	1
Bawinkel	4-5	4-5	0-0	0	0	12	1	0	0	0	18
Brommer	1-1	0-0	0-1	0	0	2	0	0	0	0	5
Fuller	1-4	0-1	0-1	5	1	2	0	1	0	1	12
Cole	1-2	0-0	0-0	3	4	2	0	0	0	0	14
Team				3							
Totals	25-52	7-16	16-21	38	15	73	11	12	0	9	200
	FG%:	.481		3-PT%:	.438		FT%:	.762			

Score by Periods:

Iowa State	32	25	57
Iowa	34	39	73

Attendance: 12,125