

IOWA WINS BIG TEN TOURNAMENT WHILE POSTING 25-9 RECORD

Iowa compiled a 25-9 overall record in 2006, posting the second highest number of victories in school history while claiming the Big Ten Conference Tournament title. Iowa won 11 of 16 games during the Big Ten regular season, earning a tie for second place, one game behind league champion Ohio State. Earning the second seed in the conference tournament, Iowa defeated Minnesota, Michigan State and the top-seeded Buckeyes to earn its second tournament title in the last six seasons.

The Hawkeyes earned a three seed while making their second straight NCAA Tournament appearance, ending the season with a last second loss in the first round. The three seed was the highest for Iowa in the national tournament since earning a two seed in 1987.

Iowa began the season in the national rankings and the Hawkeyes were ranked 15th in both major polls at the end of the season. Iowa's final RPI was seventh and the Hawkeyes never lost more than two straight games. At the start of the NCAA Tournament, Iowa was the only team in the nation to record 10 wins over teams ranked in the top 25 at the time of the game.

The Hawkeyes were 10-4 against the top 25, playing over 40% of their schedule against ranked teams. Iowa was 15-7 against post-season teams, including a 10-6 record against teams in the NCAA Tournament. Iowa won seven home games against ranked opponents and won all 17 home games. Iowa's current 18-game home streak ranks as fourth longest in the nation as Iowa posted its first-ever unbeaten season in Carver-Hawkeye Arena, which opened in 1983.

Iowa started the season by placing second in the Guardians Classic, defeating seventh-ranked Kentucky before falling to second-ranked Texas in the title game. Overall, Iowa was 11-3 in non-conference action, collecting wins over North Carolina State, Arizona State and Saint Louis. Senior guard Jeff Horner suffered a knee injury in a loss at Northern Iowa and missed four games, returning to action in the win over Saint Louis in the final non-conference game.

After opening Big Ten action with a loss at Wisconsin, Iowa began a four-game win streak with a key home win over Illinois, handing the Illini their first loss of the season. Holding a 4-2 record after a loss at Michigan State, Iowa again won four straight, taking over first place with a home win over Ohio State on Jan. 28. The Hawkeyes would hold on to first place for nearly five weeks, moving out of the top spot with a loss at Illinois on Feb. 25. Iowa then closed the season with two home wins to clinch second place.

Iowa was led throughout the season by a group of experienced seniors. Forward Greg Brunner became Iowa's career rebounding leader (990) and he ranks 10th in scoring (1,516). He led the conference in rebounding and was a first team all-Big Ten selection.

Guard Jeff Horner, despite missing four games with a knee injury, became Iowa's career leader in assists (612), three-point field goals (262) and three-point attempts (713). He ranks 11th in career scoring. Horner was named MVP of the Big Ten Tournament and was third team all-Big Ten.

Center Erek Hansen enjoyed the best season of his career and was named Big Ten Defensive Player of the Year. Hansen led the team in blocked shots and ranks third with 212 career blocks. Senior Doug Thomas also played well throughout the season and was named "Sixth Man of the Year" in the Big Ten.

Brunner, along with junior Adam Haluska, was named to the CoSIDA academic all-America third team.

IOWA HISTORY

Iowa has played 2,377 games since beginning basketball in 1902. Overall Iowa's record is 1,421-956 (.598). That includes an 888-306 (.744) record in home games, a 532-650 (.450) record in games away from Iowa City, a 675-658 (.506) mark in Big Ten games and a 294-80 (.786) record in Carver-Hawkeye Arena.

2005-06 Results**Record: 25-9 (11-5 Big Ten/2nd)
Big Ten Tournament Champions**

* Nov. 14	MD-Eastern Shore	W	86-41
* Nov. 15	Colgate	W	73-51
^ Nov. 21	Kentucky (n)	W	67-63
^ Nov. 22	Texas (n)	L	59-68
Nov. 26	Texas-San Antonio	W	79-46
Nov. 30	N.C. State	W	45-42
+ Dec. 2	Fairfield	W	75-59
+ Dec. 3	Valparaiso	W	72-59
Dec. 6	at No. Iowa (OT)	L	63-67
Dec. 9	at Iowa State	L	60-72
Dec. 17	Arizona State	W	62-43
Dec. 20	Drake	W	65-60
Dec. 22	Robert Morris	W	73-51
Dec. 30	at Saint Louis	W	60-50
Jan. 5	at Wisconsin	L	52-66
Jan. 7	Illinois	W	63-48
Jan. 14	at Penn State	W	80-76
Jan. 18	Minnesota (3 OT)	W	76-72
Jan. 21	at Michigan State	L	55-85
Jan. 24	Indiana	W	73-60
Jan. 28	Ohio State	W	67-62
Feb. 1	at Purdue	W	77-68
Feb. 4	Michigan	W	94-66
Feb. 8	at Northwestern	L	48-51
Feb. 11	at Indiana	W	70-67
Feb. 14	Michigan State	W	66-54
Feb. 18	at Minnesota	L	61-74
Feb. 25	at Illinois	L	59-71
Mar. 1	Penn State	W	65-38
Mar. 4	Wisconsin	W	59-44
& Mar. 10	Minnesota (n)	W	67-57
& Mar. 11	Mich. State (n)	W	53-48
& Mar. 12	Ohio State (n)	W	67-60
\$ Mar. 17	Northwestern St.	L	63-64

* - Guardians Classic, Iowa City

^ - Guardians Classic, Kansas City

+ - Hawkeye Challenge, Iowa City

& - Big Ten Tournament, Indianapolis

\$ - NCAA Tournament, Auburn Hills

Coach Steve Alford

Steve Alford (pronounced ALL-ford) has completed his seventh season as the head coach at the University of Iowa and his 15th season as a college head coach. Alford holds a career record of 291-169 (.633), including a 135-92 (.595) record at Iowa, a 78-29 (.729) record in four seasons (1992-95) at Div. III Manchester College and a four-year record (1996-99) of 78-48 (.619) at Southwest Missouri State. He has led Iowa to six straight winning seasons and three seasons of 20 or more wins. Iowa won at least 23 games for the second straight season and Iowa has averaged over 20 wins per year over the last six years.



Alford ranks fourth among Iowa's head basketball coaches in total wins. He is 52-60 (.464) in Big Ten games. Alford is 8-6 in the NCAA Tournament (3-4 in Division I and 5-3 in Division III) and 2-4 in the NIT. His record in the Big Ten Tournament is 13-5 in six seasons. His 13 wins rank as the most among all Big Ten coaches and his .722 winning percentage is tops among all coaches in the event. Iowa won the tournament in 2001 and 2006 and was second in 2002. Under Alford, Iowa is one of three league teams with two tournament titles and he is the only Big Ten coach to take three teams to the title game.

Alford led Iowa into the second round of the 2001 NCAA Tournament in his second season and the Hawkeyes returned to the NCAA Tournament in 2005 and 2006. Iowa advanced to the NIT in 2002, 2003 and 2004.

Alford led Southwest Missouri State to the NCAA Sweet 16 in 1999 and in 1995 Manchester advanced to the NCAA championship game before suffering its first defeat of the season.

Alford is a 1987 graduate of Indiana, where he led the Hoosiers to the 1987 NCAA title. Alford was a member of the 1984 U. S. Olympic team that earned the Gold Medal and he was the 26th player selected in the NBA Draft following his senior season. Alford played four seasons in the NBA before beginning his coaching career.

At Indiana, Alford started 120 of 125 games in four seasons. He served as team captain in 1987 when the Hoosiers were 30-4. Steve concluded his college career as Indiana's all-time scoring leader with 2,438 points and he holds the Indiana record for career steals with 178. He was a consensus first team All-American and the Big Ten MVP as a senior.

Alford is a member of the Manchester College M Association Hall of Fame and the Indiana University Athletics Hall of Fame. In 2001 he was named one of the "Top 50 Athletes" in the history of the state of Indiana and was selected as a member of the 15-man Indiana University all-Century team. In 2004 he was one of five players selected to ESPN's Big Ten Conference Silver Anniversary team.

Iowa Quick Facts

Location:	Iowa City, IA
Founded:	1847
Enrollment:	29,697
President:	David Skorton
Athletic Director:	Bob Bowlsby
Conference:	Big Ten
Home Arena:	Carver-Hawkeye (15,500)
All-Time Record:	1,421-956 (.598)
All-Time Big Ten Record:	675-658 (.506)
NCAA Appearances:	22
NCAA Tournament Record:	27-24 (.529)

Head Coach:	Steve Alford
Record At Iowa:	135-92, .595 (seven years)
Career Record:	291-169, .633 (15 seasons)
Big Ten Record:	52-60 (.464)
Associate Head Coach:	Craig Neal (Georgia Tech)
Dir. of Basketball Operations:	Brian Jones (Northern Iowa)
Trainer:	John Streif
Sports Information:	Phil Haddy/Steve Roe
Sports Info. Telephone:	319-335-9411
Sports Info. FAX:	319-335-9417
Internet Address:	www.hawkeyesports.com

IN THE RANKINGS

Iowa was ranked 15th in final Associated Press rankings and 23rd in the ESPN/USA Today coaches poll. Iowa was ranked as high as 12th (AP, 12/5/05), its highest ranking since early in the 2001-02 season. Iowa, that season, moved as high as seventh (Nov. 26) in the Associated Press rankings and eighth (Nov. 19) in the coaches poll.

IOWA STRENGTH OF SCHEDULE

Iowa was seventh in the final RPI Index and 14th in the Sagarin Ratings. Iowa's strength of schedule was 21st in the RPI Index and 23rd by Sagarin. Iowa posted a 10-5 record while playing 15 games against top 50 teams in the RPI Index. Prior to the start of the NCAA Tournament, Iowa was one of eight teams nationally with as many as 15 games against top 50 teams. Prior to tournament play, Iowa was the only Division I team in the nation to record 10 wins against teams that were ranked in the top 25 at the time of the game.

IOWA EARNS 25 WINS

Iowa's 25 wins in 2006 rank as the second most in school history for a single season. Iowa won 30 games in 1987 and 24 games in 1988. The 22 regular season wins tie as the second most in school history. The Hawkeyes won 27 regular season games in 1987 and 22 in both 1988 and 1989.

HAWKEYES WON BIG TEN TOURNAMENT

Iowa rallied in the second half in three straight games to claim the Big Ten Conference Tournament in Indianapolis. Iowa earned the title with a 67-60 win over seventh-ranked Ohio State after defeating Minnesota and Michigan State to advance to the finals. Iowa is one of three league teams with two tournament titles and Iowa Coach Steve Alford has a 13-5 record in his seven years in the event. Iowa won the 2001 title and also advanced to the championship game in 2002.

Iowa and Minnesota were tied at halftime of their quarter-final game, while both MSU and OSU led Iowa at the break. Iowa used a 12-0 scoring run over a six minute period late in the second half to overcome Ohio State in the final game.

TWO HAWKEYES ON ALL-TOURNAMENT TEAM

Senior guard Jeff Horner was named the Most Outstanding Player in the Big Ten Tournament, while senior forward Greg Brunner was also named to the five-man all-tournament team. Horner averaged 18.7 points, 4.7 rebounds and six assists in the three games. He shot 48.7% from the field, 43.5% from three-point range and 80% from the foul line. He led Iowa with 26 points in the win over Minnesota when he tied a tournament record with six three-point field goals. He added 14 points in the win over Michigan State and 16 points and 10 assists in the title game victory.

Brunner averaged 12.7 points and 4.3 rebounds in the three games while leading Iowa's inside attack. Brunner had 16 points against Minnesota, 12 points vs. Michigan State and 10 points and eight rebounds in the title game.

ALFORD MOVES TO FOURTH

Coach Steve Alford has collected 135 victories as Iowa's head coach, a total that ranks fourth on Iowa's list of coaches in career wins. Alford, in 2006, moved past Bucky O'Connor, Iowa's head coach from 1952-58 (he also was Iowa's head coach for 11 games in 1950), who earned 114 wins as Iowa's basketball coach.

Iowa's top three coaches in career wins are Tom Davis (269), Lute Olson (168) and Rollie Williams (139). Following is a list of Alford's significant career victories:

No.	Opponent, result	Date
1	Manchester 82, Denison 63	12/29/91
50	Manchester 87, Huntington 63	11/22/94
100	SW MO State 75, NW State 73	12/10/96
150	SW MO State 89, Wichita State 58	1/31/99
200	Iowa 78, Iowa State 53	12/08/01
250	Iowa 88, Centenary 53	12/03/04
256	Iowa 73, Air Force 63	12/28/04
	(No. 100 as Iowa's head coach)	
291	Iowa 67, Ohio State 60	3/12/06
	(Win No. 135 as Iowa's head coach)	

Hawkeye Honors

Greg Brunner

Co-Most Valuable Player
Big Ten Conference all-Tournament team
First team all-Big Ten by coaches and media
CoSIDA/ESPN *The Magazine* third team academic all-American
Academic all-Big Ten
First team all-Big Ten by SI.com
NABC District 12 all-District First team
Basketball Times Midlands all-District team
USBWA District Six all-District team
Mid-season candidate for the Naismith Trophy
Hawkeye Challenge all-Tournament team
Guardians Classic Regional Most Valuable Player

Tony Freeman

Newcomer of the Year award

Adam Haluska

Chris Street Award
Third team all-Big Ten
CoSIDA/ESPN *The Magazine* third team academic all-American
Academic all-Big Ten
NABC District 12 all-District second team
Co-Big Ten Player of the Week, Jan. 30
Hawkeye Challenge all-Tournament team
Guardians Classic all-Tournament team

Erek Hansen

Co-Most Valuable Player
Defensive all-America team by collegeinsider.com
Big Ten Defensive Player of the Year
Big Ten Conference all-Defensive Team

Mike Henderson

Most Improved Award

Jeff Horner

Co-Most Valuable Player
Big Ten Tournament Most Outstanding Player
Third team all-Big Ten
Academic all-Big Ten
One of 16 finalists for Bob Cousy Award
Co-Big Ten Player of the Week, Feb. 6
Hawkeye Challenge Most Valuable Player

Doug Thomas

Big Ten Conference Sixth Man of the Year
Sixth Man team award

Justin Wieck

Academic all-Big Ten

THREE SENIORS SHARE MVP HONORS

Seniors Greg Brunner, Erek Hansen and Jeff Horner were named Iowa's Most Valuable Players for the 2005-06 basketball season. Brunner led the Hawkeyes in both scoring (14.1) and rebounding (9.2), while shooting 45.4% from the field. His career totals include 1,516 points and 990 rebounds. He is Iowa's career rebounding leader and he ranks 10th in scoring. Brunner led the Big Ten in rebounding and earned first team all-conference honors. He was also a third team academic all-American and he was named to the Big Ten all-tournament team.

Horner averaged 13.6 points, 5.6 assists and 4.1 rebounds per game in his final season. He scored 1,502 career points and is the only player in Iowa history to collect over 1,000 points, 600 rebounds and 500 assists. Horner is Iowa's career assist leader (612) and he also ranks first in three-point field goals (262) and attempts (713) while ranking 11th in scoring. Horner was named the Most Outstanding Player in the Big Ten tournament and earned third team all-league honors during the season.

Hansen averaged 6.7 points and four rebounds per game, shooting a team-best 58.1% from the field. He led the Big Ten in blocked shots for the second straight season (2.6). Hansen was voted the Big Ten Conference Defensive Player of the Year and named to the league all-defensive team. His 212 blocks rank third on Iowa's career list and his 89 blocked shots in 2006 are third best for a single season.

For the second straight year, Junior Adam Haluska received the Chris Street Award, which is presented annually to a Hawkeye player, or players, who best exemplify the spirit, enthusiasm and intensity of Chris Street. Haluska, a native of Carroll, started all 34 games. He averaged 13.9 points and 4.7 rebounds per contest while earning third team all-Big Ten recognition. Haluska led the team in free throw percentage (84.8%) and shot 41.7% from the field while scoring in double figures in 27 games.

Haluska also earned the Highest GPA Award. A finance major with a 3.41 GPA, he was honored during the season by being named to the CoSIDA academic all-America third team. Brunner joined Haluska on the academic all-America third team, making Iowa the only Division I program with two players on the team.

Haluska and Brunner, along with Horner and senior Justin Wieck, earned academic all-Big Ten honors as well.

Those four players shared the Most Dedicated Student Award.

Junior Mike Henderson earned the Most Improved Award. Senior Doug Thomas earned the Sixth Man Award and freshman Tony Freeman was recognized as Newcomer of the Year. Thomas was also the Big Ten Conference Sixth Man of the Year.

IOWA HAS STRONG FINISH

Following is a list of Iowa's accomplishments in 2006:

- Posted 25 wins, which ranks as the second highest total in school history. The Hawkeyes won 30 games in 1987.
- Posted 10 wins in 14 games against top 25 teams, becoming the only team in the nation with 10 wins against the top 25. Iowa was 3-2 against top 10 teams.

- Posted 11 Big Ten wins, the most for an Iowa team since the 1996-97 team won 12 conference games. The 11 Big Ten wins are the most for Iowa since the Big Ten went to a 16-game league schedule in 1998.
- Won the Big Ten Conference Tournament with three straight wins. Iowa also won the event in 2001 and was second in 2002. Iowa is one of three teams with two tournament titles and Coach Steve Alford is the only Big Ten coach to take three teams to the championship game.
- Earned a tie for second place in the regular season standings. Iowa had not placed as high as second in the regular season since earning a tie for second with a 12-6 record in 1997.
- Earned a third seed in the NCAA Tournament. The three seed is the highest since the Hawkeyes were seeded second in the 1987 event. Iowa was also a three seed in 1981.
- Earned the No. two seed in the Big Ten Tournament. Iowa's previous best seed in the event was fourth in 2004.
- Advanced to the title game of the Big Ten Conference Tournament for the third time since 2001.
- Defeated seven top 25 opponents in Carver-Hawkeye Arena. Iowa set school records for home wins and total wins over ranked opponents this season.
- Completed its first-ever undefeated home season in Carver-Hawkeye Arena, which opened in 1983, and its first undefeated home season since 1966.
- Completed the seventh season in Iowa history with an undefeated home record. Iowa was also undefeated at home in 1902 (3-0), 1926 (9-0), 1945 (11-0), 1948 (12-0), 1950 (6-0) and 1966 (12-0).
- Established a school record 17 home wins in one season. The previous record of 16 was established in 1985.
- Improved its overall home winning streak to 18 games, a streak that ranks longest in the Big Ten and fourth best in the nation.

IOWA SECURES WINNING SEASON

Iowa in 2006 enjoyed its sixth consecutive winning season. The current streak ranks as the second longest in the history of Iowa basketball. Iowa's record for consecutive winning seasons is seven, from 1950 through 1956. Pops Harrison, Bucky O'Connor and Rollie Williams all coached the Hawkeyes during those years. Only a 10-10 record in 1949 kept Iowa from 13 consecutive winning seasons (1944-56).

Harrison coached Iowa to five straight winning seasons from 1944-48, Lute Olson coached Iowa to winning seasons from 1979-83, George Raveling and Tom Davis combined to coach Iowa to winning seasons from 1985-89 and Davis coached Iowa to winning seasons from 1995-99. Iowa had five consecutive winning seasons on three occasions, 1979-83, 1985-89 and 1995-99.

Iowa is one of four Big Ten teams to post a winning season in each of the last six seasons, joining Illinois, Michigan State and Wisconsin. Iowa advanced to post-season play for the sixth straight season, returning to the NCAA Tournament for the second straight season.

IOWA SETS HOME RECORDS

Closing the year with two home wins during the final week of the season, Iowa had its first unbeaten home season in Carver-Hawkeye Arena, which opened in 1983. Iowa won all 17 home games, setting a school record for home wins in a season. The Hawkeyes lost just one home game in 1993 (15-1) and 1996 (14-1).

Iowa's home streak stands at 18 games, a new mark for Carver-Hawkeye Arena. Iowa's record for consecutive home wins is 24. This marks Iowa's seventh perfect home season in school history and the first since 1966.

Iowa's current streak of 23 consecutive non-conference home wins ranks 14th-longest among Division I programs. That streak dates back to the final home game of the 2002-03 season, an NIT loss to Georgia Tech. Following is a list of the current longest home court winning streaks:

1.	Gonzaga	40
2.	Connecticut	19
3.	IOWA	18
	Akron	18
5.	Air Force	17

IOWA IN CARVER-HAWKEYE ARENA

Iowa has compiled a 294-80 (.786) record in Carver-Hawkeye Arena. Iowa is 140-67 (.676) in Big Ten games and 154-13 (.922) in non-Big Ten games. Iowa has drawn over 5.4 million fans for men's basketball since the arena opened in 1983. Iowa has posted an 86-25 (.775) home record under Coach Steve Alford, including a 51-4 (.927) mark in non-conference home games.

IOWA SETS ARENA WIN STREAK

Iowa has won 18 straight games in Carver-Hawkeye Arena, setting a school record for consecutive wins in the facility, which opened in 1983. Iowa won its final home contest in 2005 vs. Ohio State and all 17 home dates in 2006. Iowa's last home loss was a 75-65 decision to Illinois on Feb. 19, 2005. The 17 wins in 2006 set a record for home wins, as the previous mark of 16 home wins was set in 1985.

Iowa's initial 15-game win streak in the arena began Jan. 25, 1986 with a 79-69 win over Indiana and ended with an 80-76 loss to Ohio State on Jan. 24, 1987. The streak began with Coach George Raveling and ended with Coach Tom Davis. The current 18-game win streak includes nine non-conference and nine conference wins.

Iowa's overall record of 24 consecutive home wins began in the 1946-47 season and ended during the 1948-49 campaign.

HAWKEYES, BY THE NUMBERS

Following is a statistical ranking of where Iowa's current players rank among Iowa's single season and career leaders:

Single Season - - Greg Brunner

- 314 rebounds in 2006 ranks eighth
- 12 double-doubles in 2006 ties for 12th
- 11 double-doubles in 2005 ties for 14th

Career - - Greg Brunner

- 990 rebounds ranks first
- 104 blocked shots ranks sixth
- 368 free throws ranks 10th
- 566 free throw attempts ranks sixth
- 553 field goals ranks ninth
- 1,516 points ranks 10th
- 32 career double-doubles ranks sixth
- 127 career games played ranks sixth

Single Season - - Adam Haluska

- 185 3-point FG attempts ranks sixth

Career - - Adam Haluska

- 122 3-point FGs ranks ninth
- 334 3-point FG attempts ranks seventh

Single Season - - Erek Hansen

- 89 blocked shots in 2006 ranks third
- 83 blocked shots in 2005 ranks fifth

Career - - Erek Hansen

- 212 blocked shots ranks third

Single Season - - Jeff Horner

- 180 assists in 2005 ranks fifth
- 169 assists in 2006 ranks seventh
- 86 3-point FGs in 2005 ranks third
- 65 3-point FGs in 2004 ties for seventh
- 211 3-point FG attempts in 2005 ranks third
- 201 3-point attempts in 2006 ranks fifth
- 70 3-point FGs in 2006 ties for sixth

Career - - Jeff Horner

- 612 assists ranks first
- 262 3-point FGs ranks first
- 713 3-point FG attempts ranks first
- 166 steals ranks seventh
- 1,171 field goal attempts ranks 10th
- 1,502 points ranks 11th
- 123 career games tied for 12th

HORNER AMONG BIG TEN BEST

Senior Jeff Horner ranks among the best in the Big Ten Conference in three statistical categories. Horner ranks seventh in three-point attempts (713) and assists (612) and eighth in career three-point field goals (262).

National Rankings

ESPN/USA Today (post-NCAA Tournament)	Associated Press (pre-NCAA Tournament)
1. Florida	1. Duke
2. UCLA	2. Connecticut
3. Louisiana State	3. Villanova
4. Connecticut	4. Memphis
5. Villanova	5. Gonzaga
6. Memphis	6. Ohio State
7. Duke	7. Boston College
8. George Mason	UCLA
9. Texas	9. Texas
10. Gonzaga	10. North Carolina
11. Boston College	11. Florida
12. Washington	12. Kansas
13. Ohio State	13. Illinois
14. North Carolina	14. George Washington
15. West Virginia	15. IOWA
16. Georgetown	16. Pittsburgh
17. Illinois	17. Washington
18. Pittsburgh	18. Tennessee
19. George Washington	19. Louisiana State
20. Tennessee	20. Nevada
21. Wichita State	21. Syracuse
22. Kansas	22. West Virginia
23. IOWA	23. Georgetown
24. Bradley	24. Oklahoma
25. Bucknell	25. Ala.-Birmingham

HAWKEYES VS. RANKED FOES

Iowa posted a 10-4 record against teams in the top 25 rankings at the time of the game, including a 3-2 mark against top 10 teams. The 10 wins vs. ranked foes are the most ever for a Hawkeye basketball team in one season.

The nine wins are the highest total for a Steve Alford-coached Hawkeye team and the most since Iowa posted a 6-2 record vs. ranked teams in 1990-91. Seven of the 10 wins over ranked teams have come in Carver-Hawkeye Arena, also a school record.

With wins over 21st-ranked Indiana and 16th-ranked Michigan State in late February, Iowa has defeated ranked teams in consecutive games on four occasions under the direction of Coach Steve Alford. In late January, Iowa defeated No. 11 Indiana and No. 16 Ohio State in consecutive games. A year ago, Iowa defeated 11th-ranked Louisville and 13th-ranked Texas in the first two rounds of the Maui Invitational. In 2002-03, Iowa recorded back-to-back wins over 20th-ranked Michigan State and 8th-ranked Illinois.

HAWKEYES IN NATIONAL STATS

In NCAA statistical rankings, Iowa was third in field goal defense (38.0), 12th in fouls per game (15.2), 13th in scoring defense (58.9) and 30th in blocked shots (4.9).

Individually, Jeff Horner ranked 21st in assists per game (5.6), Erek Hansen 19th in blocked shots per game (2.6), Greg Brunner 33rd in rebounds per game (9.2) and Adam Haluska 38th in free throw percentage (.848).

IOWA GETS DEFENSIVE

Iowa allowed opponents just 58.9 points per game and held opponents to 38% field goal shooting. The points allowed are the fewest for an Iowa team since the 1985 Hawkeyes held opponents to 58.8 points per game. The field goal defense is the best for Iowa since 1961-62 when Hawkeye opponents shot 38.9% from the field.

LOFTY POSITION FOR FEBRUARY

Iowa held first place in the Big Ten standings from Jan. 28 to Feb. 25. This was the first time Iowa had been in first place in February since 1981-82. Iowa began that season with a 10-1 league record before suffering its second conference loss on Feb. 11. Minnesota (14-4) won the 1982 Big Ten title, while Iowa (12-6) tied for second.

Iowa's 22-8 record is the best regular season mark for a Hawkeye team under Steve Alford, as the Hawkeyes were 18-9 in 2001.

Iowa enjoyed a four-game win streak early in the Big Ten season and won five straight at the end of the year, with three of those wins coming in the Big Ten Tournament. Iowa was the only Big Ten team to win all eight league home games this season.

IOWA DEFENSE LED THE WAY

Iowa's defense led the way in winning 25 of 34 games. Iowa opponents averaged just 58.9 points per game, shooting 38% from the field and 31.8% from three-point range. Iowa collected 225 steals and forced 499 turnovers while collecting 167 blocked shots. The Hawkeyes held 27 opponents under 70 points and 18 opponents scored 60 points or less. The Hawkeyes won the rebounding battle in 23 games and rank high nationally in scoring defense, field goal defense and fewest fouls per game.

IOWA ON THE BLOCK

Iowa recorded 167 blocked shots in 2006, the second highest single season total ever. The Hawkeyes collected 174 blocked shots in 2005. Senior center Erek Hansen led the way with 89 blocks, while Doug Thomas collected 28 and Greg Brunner 20. Iowa led the Big Ten Conference in blocked shots for the second straight season.

IOWA PROGRAM REACHES 1,400 WINS

The Iowa basketball program reached 1,400 wins (now at 1,421) with a 79-46 victory over Texas-San Antonio on Nov. 26. Iowa is one of 34 NCAA Division I programs with as many as 1,400 wins. Iowa's basketball history includes 72 winning seasons and 24 years in which the Hawkeyes have won 20 or more games. Iowa (with 22) is one of 31 programs to earn more than 20 invitations into the NCAA Tournament.

SI.COM LIKES IOWA BACKCOURT

SI.com, in a vivid online photo gallery, named Iowa's backcourt of Jeff Horner and Adam Haluska as one of the best, ranking the Hawkeye duo ninth best in the nation.

Haluska averaged 13.9 points and 4.7 rebounds per game, while Horner averaged 13.6 points, 5.6 assists and 4.1 rebounds.

TWO HAWKEYS EARN ACADEMIC HONORS

Senior forward Greg Brunner and junior guard Adam Haluska were selected to the CoSIDA/ESPN *The Magazine* academic all-America third team. Both players were also named to the District VII academic all-America team.

Haluska is a finance and marketing major with a 3.41 grade point average. He was named to the District team for the second consecutive season. The Carroll, IA native started all 34 games, scoring double figures in 27 games. He averaged 13.9 points and 4.7 rebounds, shooting 41.7% from the field and 84.8% from the foul line.

Brunner, a Charles City native, is a communications studies major with a 3.25 GPA. He is a two-time academic all-Big Ten selection and led the team in both scoring (14.1) and rebounding (9.2) while shooting 45.4% from the field and 69.5% from the free throw line.

NABC RECOGNIZED BRUNNER & HALUSKA

The National Association of Basketball Coaches (NABC) recognized senior Greg Brunner and junior Adam Haluska. Brunner was named to the District 12 first team, while Haluska was a second team selection.

Brunner led Iowa and the Big Ten Conference with an average of 9.2 rebounds per game. He scored 14.1 points and recorded 12 scoring and rebounding double-doubles.

Haluska averaged 13.9 points and 4.7 rebounds per game. He had a career-high 29 points at Penn State and scored in double figures in 27 of 34 games.

HORNER A COUSY FINALIST

Senior guard Jeff Horner was one of 16 players named as a finalist for the 2006 Bob Cousy Award. The list of finalists included 12 Division I players and two each from Division II and III.

Horner played in all but four games throughout his career, missing four games earlier this season with a knee injury. Horner averaged 13.6 points, 5.6 assists and 4.1 rebounds per game. He scored over 1,500 career points and recorded over 600 career assists and over 500 rebounds, the only player in Iowa history to surpass those totals.

BRUNNER NAMED NAISMITH CANDIDATE

Senior forward Greg Brunner was one of 30 players named as a mid-season candidate for the Naismith Trophy, presented annually to the Player of the Year. Brunner averaged 14.1 points and 9.2 rebounds per game. He is Iowa's career rebounding leader and he led the Big Ten in rebounds in 2006 after placing second in the league as a sophomore and junior.

HORNER IS CAREER ASSIST LEADER

Senior guard Jeff Horner became Iowa's career assist leader in a home win over Michigan State. Horner's pass to Erik Hansen for Iowa's first basket of the second half moved Horner past Andre Woolridge (575, 1995-97) on Iowa's career list. His career total stands at 612.

With seven three-point field goals in Iowa's 77-68 win at Purdue, Horner became Iowa's career leader in made three-pointers. Horner has 262 treys to move past Chris Kingsbury, who had 226 during his career (1994-96). Horner is also first in three-point attempts (713). Horner made 7-10 treys while

Iowa Adds Three Recruits

During the fall, Iowa signed three student-athletes who will join the men's basketball program for the 2006-07 season.

Players announcing their plans to attend Iowa include Cyrus Tate, Justin Johnson and Jamie Vanderbeken.

Tate is a 6-8, 240-pound forward attending Northeast Community College in Norfolk, NE. Tate is in his first season at Northeast and will have three years of eligibility at Iowa. In three games this season he is averaging 19 points and eight rebounds.

Tate is a native of Homewood, IL. As a prep senior at Homewood-Flossmoor HS he averaged 15 points and nine rebounds per game.

Johnson is a 6-6, 190-pound guard who attends Tyler Community College in Tyler, TX. He averaged 14.5 points as a freshman and will have two years of eligibility at Iowa. Johnson has started this season on a positive note, averaging 22 points, six rebounds, three assists and four blocked shots per game.

Johnson, a native of Tyler who attended John Tyler HS, received pre-season All-America recognition in the October issue of *Basketball Times*. His coach at Tyler is Mike Marquis.

Vanderbeken, 6-10, 235, attends Quinte Secondary School in Belleville, Ontario, Canada. As a prep junior he averaged 25 points, 12 rebounds and five blocked shots per game. He played well this past summer at the Nike All-American Camp and the Las Vegas Main Event.

"We feel this is an excellent start to a good recruiting class," said Alford. "We've added size and athleticism. We hope to finish strong during the spring period. It's a plus that two of these three players will join our program with junior college experience."

Along with the three additions, Iowa will add forward Kurt Looby, a 6-10 junior who used 2005-06 as a redshirt season. Looby attended Tyler Community College.

scoring a career-high 32 points against the Boilermakers. The seven three-pointers tie as the third best single-game performance in school history.

Horner led Iowa in the win over Minnesota in the Big Ten Tournament, collecting 26 points, six rebounds, six assists and five steals. The point total vs. the Gophers is his second highest of the season, as he had 32 points in a win at Purdue. His six three-point baskets vs. Minnesota tie a Big Ten Tournament record. Horner earned tourney MVP honors after collecting 16 points and 10 assists in the win over Ohio State in the title game. He was named co-Player of the Week in the Big Ten for his play vs. Purdue and Michigan.

BRUNNER IS CAREER REBOUND LEADER

Senior forward Greg Brunner raised his career rebounding total to 990 to become Iowa's all-time leading rebounder. With 11 rebounds at Northwestern, Brunner moved past Kevin Kunnert (914 rebounds, 1971-73) to take over as Iowa's career leader.

Among the career leaders at each of the Big Ten Conference schools, Brunner joins Michigan State's Greg Kelsner, both listed at 6-7, as the shortest players in the league to lead their school in career rebounds.

Brunner is 10th in career scoring (1,516), ninth field goals (553), sixth in free throw attempts (566) and sixth in blocked shots (104). Brunner recorded 32 career double-doubles, sixth most ever at Iowa. Brunner had 12 scoring and rebounding double-doubles in 2006 while scoring in double figures in 25 games and collecting 10 or more rebounds in 16 outings.

Brunner established a Carver-Hawkeye Arena record with 23 rebounds in a win over Minnesota. The previous mark of 21 was set by Dwayne Scholten of Washington State on 12/6/86. The previous best in the Arena by an Iowa player was 19 by Ryan Bowen vs. Long Island on 11/29/98.

The 23 rebounds were the most by any player in the Big Ten Conference and the second most in Division I this season. Rashad Jones of Arkansas-Little Rock had 30 rebounds in a game.

The Iowa record for single game rebounds is 30, set by Chuck Darling vs. Wisconsin on 3/3/52. Brunner's 23 rebounds tie as the fourth highest total in school history and it is the most by a Hawkeye player since Kunnert had 23 rebounds vs. Drake on 12/27/72.

HAWKEYE TIDBITS

- Iowa's field goal percentage of 65.3% (32-49) against Michigan is the second best for an Iowa team in 227 games under Coach Steve Alford. Iowa shot 67.5% (27-40) in a win over Air Force in 2004-05 and 60% (27-45) in a win over Northwestern in 2001-02 in the only other contests in which Iowa has shot at least 60% from the field under Alford.
- Iowa shot over 60% from the field in each of three consecutive halves at one point in the season. Iowa shot 64% in the second half of a 77-68 win at Purdue, rallying from a 33-25 halftime deficit. The Hawkeyes then shot 61.5% in the first half against Michigan and 69.6% in the second half of the 94-66 win over the Wolverines. In those 60 minutes, Iowa also made 21-30 (70%) three-point attempts, including 8-11 (72.7%) in the second half at Purdue, 7-9 (77.8%) in the first half vs. Michigan and 60% (6-10) in the second half. Iowa shot 60% or better from the field in seven different halves this season, including 68.8% in the second half of a 73-60 home win over Indiana, 60% in the second half of an 86-41 win over Maryland-Eastern Shore, 62.5% in the second half of a 65-38 home win over Penn State and 63.2% in the second half of the win over Minnesota in the Big Ten Tournament.
- Iowa scored 52 points in the second half of wins over Purdue and Michigan, the most scored by Iowa in a half this season. Iowa trailed 33-25 at halftime at Purdue before using a 52-35 advantage in the second half for the 77-68 win.

Iowa in Big Ten Statistics

Category	All Games		Big Ten	
	Stat	Rank	Stat	Rank
Blocked Shots	4.9	1st	4.4	1st
FG% Defense	.380	1st	.405	1st
Rebounds per Game	37.8	1st	36.3	1st
Scoring Defense	58.9	3rd	62.6	3rd
Scoring Margin	+7.4	3rd	+3.9	3rd
Rebounding Margin	+3.4	4th	+3.1	2nd
FT Percentage	.710	4th	.706	5th
3-PT FG Defense	.318	5th	.348	6th
Steals	6.6	5th	6.3	6th
Assists	14.9	8th	14.6	3rd
Turnover Margin	-0.2	8th	-0.9	8th
Scoring Offense	66.3	8th	66.6	5th
Ast./TO Ratio	1.0	8th	1.0	7th
3-Pt. FG Percentage	.335	8th	.346	7th
3-Pt. FG Per Game	5.6	9th	5.8	9th
FG %	.431	11th	.436	7th

INDIVIDUAL STATISTICS

Category	Player	All Games		Big Ten	
		Stat	Rank	Stat	Rank
Blk. Shots	Erek Hansen	2.6	1st	2.4	1st
	Doug Thomas	0.8	8th	0.5	---
Assists	Jeff Horner	5.6	2nd	5.1	3rd
FG Percentage	M. Henderson	.487	---	.549	6th
Free Throw %	Adam Haluska	.848	4th	.863	4th
	Jeff Horner	.746	12th	.651	---
	Greg Brunner	.695	---	.727	13th
Ast./TO Ratio	Jeff Horner	2.0	6th	1.6	8th
Rebounding	Greg Brunner	9.2	1st	9.6	1st
Scoring	Greg Brunner	14.1	13th	14.4	12th
	Adam Haluska	13.9	14th	14.1	13th
	Jeff Horner	13.6	16th	13.4	15th
3-pt. FG Per Gm	Jeff Horner	2.3	6th	2.6	T2nd
	Adam Haluska	1.9	T15th	1.8	T14th
Steals	Jeff Horner	1.4	10th	1.0	---
	Greg Brunner	0.9	---	1.3	T11th

Iowa held a 42-34 advantage at halftime of the 94-66 win over Michigan.

- Iowa posted a 10-4 record vs. ranked teams, the only team in the nation with 10 victories against the top 25, prior to the NCAA Tournament. The Hawkeyes defeated 7th-ranked Kentucky (67-63), 21st-ranked North Carolina State (45-42), 6th-ranked Illinois (63-48), 11th-ranked Indiana (73-60), 16th-ranked Ohio State (67-62), 20th-ranked Michigan (94-66), 21st-ranked Indiana (70-67), 16th-ranked Michigan State (66-54), 25th-ranked Wisconsin (59-44) and seventh-ranked Ohio State (167-60). Iowa lost to 2nd-ranked Texas (59-68), 24th-ranked Wisconsin (52-66), 11th-ranked Michigan State (55-85) and 8th-ranked Illinois (59-71).

- Iowa's 70-67 win at Indiana marked Iowa's first win on the home floor of a ranked opponent since a 67-63 win at 20th-ranked Tulsa on Dec. 28, 2002.
- Iowa made nearly as many free throws (501) as its opponents attempted (507).
- Iowa was 3-0 when scoring 80 points or more, 9-0 when scoring between 70-80 points, 10-2 when scoring between 60-70 points and 3-7 when scoring less than 60 points.
- Iowa was 15-1 when holding its opponent to less than 60 points, 8-4 when holding its opponent between 60-70 points and 2-4 when the opponent scores over 70 points.
- Iowa was 18-1 when collecting more assists than the opponent, 4-8 when the opponent had more assists and 3-0 when assists were equal.
- Iowa was 14-2 when having fewer turnovers than its opponent, 11-6 when the opponent had fewer turnovers and 0-1 when turnovers were even.
- Iowa was 9-1 when collecting more steals than its opponent, 15-8 when the opponent had more steals and 1-0 when steals were equal.
- Iowa had four players or more score in double figures in 10 games, with a season-best five players in wins over Maryland-Eastern Shore and Michigan. Iowa was 2-0 when five players score 10 points or more, 9-0 when four reach double figures, 9-3 with three in double figures and 5-6 when two were in double figures.
- Iowa was 21-5 when leading at halftime, 3-4 when trailing at intermission and 1-0 when tied at halftime.
- Iowa was 19-3 when controlling the opening tip and 6-6 when not controlling the tip.
- Iowa was 12-4 in games decided by 10 points or less, 8-3 in games decided by five points or less and 1-1 in overtime.
- Iowa held eight opponents to 50 points or less and 15 to under 60 points. Only 16 Iowa opponents shot as well as 40% from the field.
- Iowa has won at least 11 games before the start of Big Ten play four times in seven years under Coach Steve Alford. Along with the 11 wins in 2006, the Hawkeyes won 12 games prior to Big Ten play in 2005 and 11 games in both 2001 and 2002.
- Under Steve Alford, Iowa is 39-6 when shooting at least 50% from the field, including 6-0 in 2005-06.
- Michigan State (away), Purdue (away) and Minnesota (away) were the only Iowa opponents to shoot 50% or better from the field, and Iowa was 1-2 in those games. Iowa is 4-8 over the past three seasons when the opponent shoots 50% or better from the field.

OVERCOMING DEFICITS

The biggest deficit Iowa overcame to get a victory in 2006 was 11 points, and the Hawkeyes did that in two games. Iowa trailed at Purdue by 11 points late in the first half before collecting a 77-68 win.

In the semi-finals of the Big Ten Tournament, Iowa trailed Michigan State by 11 points (15-4) early in the game before winning 53-48.

The biggest deficit overcome by an Iowa opponent was 17 points, that by Northwestern State in the first round of the NCAA Tournament.

HAWKEYES HOT IN WIN OVER MICHIGAN

In a 94-66 win over Michigan, Iowa shot a season-best 65.3% from the field, including 68.4% from three-point range. Iowa started slow, hitting just seven of its first 17 field goal attempts. That changed midway through the first half. Over the final 7:14 of the first half and the first 7:15 of the second half, Iowa connected on 14 straight field goal attempts. Iowa trailed 25-20 when the streak began and led 61-43 when it ended with 12:45 left in the game. Iowa made 13-19 treys in the contest, including eight straight during one stretch.

The 68.4% shooting from three-point range ranks as the sixth best single game effort for Iowa and the best for the Hawkeyes under Steve Alford. The overall field goal percentage is the best for Iowa since shooting 67.5% (27-40) in a win over Air Force early in the 2004-05 season. The 94 points is the most by Iowa during a regular season Big Ten game under Steve Alford.

ASU HELD TO A DOZEN

Iowa held Arizona State to just 12 first half points in a 62-43 win in Iowa City. That marks the lowest first half total scored by an Iowa opponent in 227 games under Coach Steve Alford. The previous low of 15 points was scored by Northwestern in Iowa's 72-55 win in the first round of the 2001 Big Ten Tournament in Chicago.

Arizona State made 6-23 (26.1%) field goal attempts in the first half, missing three three-point attempts and two free throws.

LOW TOTAL FOR A WIN

The 45 points scored by Iowa in a win over North Carolina State marks the fewest points scored by Iowa since the Hawkeyes scored 49 in a 49-51 loss at Northwestern on March 3, 2004.

The point total is the lowest for Iowa in a winning effort since a 50-49 win at Drake on Nov. 11, 2002. The 45 points are the fewest by an Iowa team in a winning effort in Carver-Hawkeye Arena since a 42-39 win over Northwestern on Jan. 12, 1984. The 45 points match the lowest total scored by Iowa under the direction of Steve Alford, as the Hawkeyes lost a 45-54 contest at Wisconsin on Feb. 23, 2000.

HAWKEYES STEAL THE SHOW

In its season opening win over Maryland-Eastern Shore, Iowa collected 17 steals while forcing 25 turnovers. The 17 steals are the most by a Steve Alford coached Hawkeye team. Iowa had not had as many as 17 steals in a game since collecting 18 steals in an 84-74 win over Penn State on Jan. 27, 1999, a string of 205 games. Tony Freeman, Adam Haluska, Jeff Horner and Doug Thomas led the way with three steals each, while eight of the 12 Hawkeyes who played collected at least one steal. Iowa added eight steals in the win over Colgate.

Iowa's record for steals in a game is 23. The 25 turnovers are the most by an Iowa opponent since Liberty University was guilty of 24 turnovers on Dec. 22, 2002. Iowa forced 23 turnovers by Texas-San Antonio in a 79-46 Iowa win and North Carolina State was guilty of 24 turnovers.

OVERTIME NOTES

- With the 76-72 triple overtime win over Minnesota in January, Iowa is now 2-4 all-time in triple overtime games, with three of the six games being played vs. Minnesota.
- Iowa had lost four straight triple overtime games and had not won a triple overtime game since a 112-111 win over Purdue on Feb. 11, 1974.
- Iowa has played just one four overtime game (83-80 win over Cal in 1960-61) and its overall record in all overtime games now stands at 46-50. Iowa lost at Northern Iowa in single overtime earlier this season.
- The win over Minnesota was the first triple overtime game ever in Carver-Hawkeye Arena, where the Hawkeyes began playing home games during the 1983 season. Iowa's most recent triple overtime game in Iowa City was a 57-55 loss to Minnesota on Feb. 27, 1982 in the last Big Ten Conference game played in the Iowa Fieldhouse.

BRUNNER & HORNER SEE DOUBLE, AGAIN

Forward Greg Brunner and guard Jeff Horner both registered double-doubles in Iowa's home win over Minnesota. Brunner collected 17 points and 23 rebounds and Horner had 10 points and 10 rebounds. The Minnesota game marks the fourth time during their careers that Brunner and Horner posted a double-double in the same game.

Also in 2006, Brunner had 23 points and 11 rebounds in a win over Fairfield, while Horner added 12 points and 10 assists. In an 88-75 win over Western Carolina on 12/18/04, Brunner had 11 points and 11 rebounds and Horner collected 20 points and 10 assists. In an 84-82 double overtime win at Indiana on 2/7/04, Brunner had 23 points and 13 rebounds and Horner had 17 points and 10 rebounds.

HORNER HITS 500, AGAIN

Guard Jeff Horner, the only Iowa player ever to total over 600 assists, collected career rebound No. 500 in Iowa's home win over Indiana. Horner is Iowa's career assist leader with 612 and he has 563 career rebounds. Horner ranks 11th in career scoring (1,502). In other career stats, Horner is Iowa's career leader in three-point field goals (262) and three-point attempts (713) and he is seventh in steals (166) and 10th in field goal attempts (1,171).

Horner missed four games in December with a partially torn posterior cruciate ligament in his left knee, stopping his consecutive games streak at 102. The injury occurred during Iowa's game at Northern Iowa Dec. 6.

HORNER HITS TRIPLE FIGURES AGAIN

Senior guard Jeff Horner is the only player in Iowa basketball history to record over 200 points, 100 rebounds and 100 assists in all four years of a career. Horner is one of two players to accomplish the feat as a freshman. Following is the list of players who have reached these totals in a single season:

Player, year	Points	Rebounds	Assists
Bobby Hansen, 1983	476	166	114
Pierre Pierce, 2004	468	164	107
Jeff Horner, 2005	463	148	180
Kenny Arnold, 1980	444	114	142
Bill Jones, 1988	442	203	101
Andre Woolridge, 1996	419	103	193
Jeff Horner, 2006	407	123	169
Jeff Horner, 2004	377	155	123
Dean Oliver, 1999	357	106	136
Jeff Horner, 2003	255	137	140
Pierre Pierce, 2002	248	114	114
Michael Payne, 1985	220	235	102

HALUSKA OVER 1,000 POINTS

Guard Adam Haluska surpassed 1,000 career points with his career-high 29-point performance in a win at Penn State. He has 1,225 points in his career, with 284 of those coming in his freshman season at Iowa State.

In the Big Ten Tournament title game he had 15 points and eight rebounds, including three free throws in the final 33 seconds. Haluska led the Hawkeyes with 20 points in the NCAA Tournament vs. Northwestern State.

He scored in double figures in 27 of 34 games and was named co-Big Ten Player of the Week for his play in wins over Indiana and Ohio State. He averaged 13.9 points and 4.7 rebounds and he led Iowa in steals in 11 games.

Haluska has started all 98 games he has played in his career. His consecutive starts streak ranks 10th longest among all Division I players, according to STATS — Chicago.

HANSEN CONTRIBUTES AT BOTH ENDS

Center Erek Hansen improved his play on both offense and defense in his senior season. Hansen started all 34 games for the Hawkeyes and was named the Defensive Player of the Year in the Big Ten Conference. He led the league in blocked shots for the second straight season and ranked 19th in the nation with 2.6 blocks per game.

In the win over Minnesota in the Big Ten Tournament, Hansen had nine points, eight rebounds and three blocked shots and he added three more blocks in the semi-final win over Michigan State. In the title game he added 10 points, five rebounds and two blocks.

Hansen collected three blocked shots or more in 17 games. For the season he averaged 6.7 points and four rebounds, shooting 58.1% from the field for the season and 59.2% in Big Ten play. He also shot 70% from the free throw line.

Final Big Ten Standings

	Big Ten Games			All Games		
	W	L	PCT	W	L	PCT
Ohio State	12	4	.750	26	6	.813
*Iowa	11	5	.688	25	9	.735
Illinois	11	5	.688	26	7	.788
Wisconsin	9	7	.563	19	12	.613
Indiana	9	7	.563	19	12	.613
Michigan State	8	8	.500	22	12	.647
Michigan	8	8	.500	22	11	.667
Penn State	6	10	.375	15	15	.500
Northwestern	6	10	.375	14	15	.483
Minnesota	5	11	.313	16	15	.516
Purdue	3	13	.188	9	19	.321

* - Big Ten Tournament Champion

HENDERSON NUMBERS IMPROVED

Guard Mike Henderson played a key role in Iowa's 2006 success, improving his numbers in several categories from his sophomore season. Henderson matched his career scoring high with 17 points in the win at Purdue. Henderson led Iowa in a home win over Penn State, collecting 16 points while connecting on 6-7 field goals and 3-4 free throws.

Henderson averaged 7.6 points and 3.9 rebounds per outing, improving his shooting to 48.7%. In Big Ten games only, he ranked sixth in the league in field goal percentage (54.9%). Henderson scored in double figures in 11 games after scoring 10 or more points just three times in his first two seasons.

1,000 POINT CLUB ADDS MEMBERS

Seniors Greg Brunner and Jeff Horner joined Iowa's 1,000 Point Club as juniors and Adam Haluska surpassed 1,000 career points in Iowa's win at Penn State in 2006.

Brunner ranks 10th in career scoring with 1,516 points, while Horner is 11th with 1,502. Brunner led the Big Ten in rebounding after ranking second as both a sophomore and junior. He earned first team all-Big Ten honors as a senior and was named to the all-tournament team at the Big Ten Tournament.

Horner is the only Iowa player ever to score over 1,000 points, grab over 500 rebounds (563) and distribute over 600 assists (612). Horner was a third team all-Big Ten selection and the Most Outstanding Player in the Big Ten Tournament.

Haluska has 1,225 career points, with 284 of those coming during his freshman season at Iowa State. He has scored 941 points at Iowa. He averaged 13.9 points and scored in double figures in 27 of 34 games while earning third team all-Big Ten honors.

This is the fifth time Iowa has had three 1,000 point scorers on the same team, but the first time they have all three been native Iowans. It happened in 2005 (Brunner, Horner and Pierre Pierce), 1996 (Jess Settles, Kenyon Murray and Chris Kingsbury), 1989 (Roy Marble, B.J. Armstrong and Ed Horton) and 1988 (Marble, Armstrong and Jeff Moe).

IOWA EARNS KEY NOVEMBER WINS

Iowa Coach Steve Alford has led five of his Hawkeye teams to key wins over ranked opponents in November. Those victories have included:

- Iowa defeated top-ranked Connecticut 70-68 in the semi-finals of the 1999 Coaches vs. Cancer event in New York's Madison Square Garden in Alford's first game at Iowa. The Huskies were the defending national champions. Iowa fell to Stanford in the title game.
- Iowa defeated 12th-ranked Memphis 75-71 in the semi-finals of the 2001 Guardians Classic at Kansas City's Kemper Arena. After losing to fifth-ranked Missouri (77-78) in the finals, the Hawkeyes later that season defeated the Tigers (ranked second at the time) 83-65 in Columbia.
- Iowa defeated 16th-ranked Louisville 70-69 in overtime in the 2003 Wooden Classic in Indianapolis.
- Iowa defeated 11th-ranked Louisville (76-71) and 13th-ranked Texas (82-80) on back-to-back days at the Maui Invitational a year ago. The Hawkeyes fell to North Carolina, the eventual NCAA champion, in the finals.
- After two opening round wins in Iowa City, Iowa defeated seventh-ranked Kentucky 67-63 in the semi-finals of the 2005 Guardians Classic in Kansas City. The Hawkeyes fell to second-ranked Texas in the finals.
- As part of the Big Ten/ACC Challenge, Iowa defeated 21st-ranked North Carolina State 45-42 Nov. 30, 2005 in Carver-Hawkeye Arena, giving the Hawkeyes their second win over a ranked opponent in the first six games.

IOWA VS. RANKED TEAMS

These are Iowa's most recent wins vs. nationally ranked opponents, all taking place in 2006:

At Home:	59-44 over 25th-ranked Wisconsin, 3/4/06
	66-54 over 16th-ranked Mich. State, 2/14/06
	94-66 over 20th-ranked Michigan, 2/04/06
	67-62 over 16th-ranked Ohio State, 1/28/06
	73-60 over 11th-ranked Indiana, 1/24/06
	63-48 over 6th-ranked Illinois, 1/07/06
	45-42 over 21st-ranked NC State, 11/30/05
On the Road:	70-67 over 21st-ranked Indiana, 2/11/06
Neutral Court:	67-60 over 7th-ranked Ohio State, 3/12/06
	in finals of Big Ten Tournament
	67-63 over 7th-ranked Kentucky, 11/21/05,
	in semi-finals of Guardians Classic

IOWA VS. RANKED FOES

Steve Alford has posted a 28-34 record against ranked opponents as Iowa's head coach, including a 10-4 mark in 2005-06. The Hawkeyes defeated seventh-ranked Kentucky (67-63), 21st-ranked North Carolina State (45-42), sixth-ranked Illinois (63-48), 11th-ranked Indiana (73-60), 16th-ranked Ohio State (67-62), 20th-ranked Michigan (94-66), 21st-ranked Indiana (70-67), 16th-ranked Michigan State (66-54), 25th-ranked Wisconsin (59-44) and seventh-ranked Ohio State (67-62). Iowa dropped a 68-59 decision to second-ranked Texas, fell 66-52 at 24th-ranked Wisconsin, was defeated 85-55 at 11th-ranked Michigan State and lost at eighth-ranked Illinois, 71-59.

Alford's Hawkeye teams are 9-14 when playing teams ranked in the top 10, including wins over top-ranked Connecticut (70-68 in 1999-00), second-ranked Missouri (83-65 in 2001-02), fifth-ranked Ohio State (67-64 in 1999-00), sixth-ranked Illinois (63-48 in 2006), seventh-ranked Ohio State (67-60 in 2005-06), seventh-ranked Kentucky (67-63 in 2005-06), seventh-ranked Illinois (78-62 in 2000-01), eighth-ranked Illinois (68-61 in 2002-03) and 10th-ranked Michigan State (71-69 in 2005).

The 14 losses to top 10 teams have been three times to No. 1 (Duke, 2001-02 and Illinois twice in 2004-05), once to second-ranked (Texas, 2005-06), once to third-ranked (Illinois, 2000-01), twice to fourth-ranked (Michigan State, 1999-00 and 2000-01), twice to fifth-ranked (Tennessee, 2000-01 and Missouri, 2001-02), once to eighth-ranked Illinois, 2005-06), once to ninth-ranked (Kentucky, 2000-01) and three times to 10th-ranked (Michigan State, 2000, Illinois, 2002 and Michigan State, 2005).

In the 62 games against ranked teams, Alford and his Iowa team are 13-9 in home games, 11-11 at neutral sites and 4-14 when playing ranked teams in their home arena.

SCORING BY HALVES

Iowa outscored its opponents 1,083-924 in the first half and 1,146-1,054 in the second half. Iowa led at halftime in 26 games and the Hawkeyes outscored their opponent in the second half in 21 games. The second half scoring was even (20-20) once. Iowa and its opponents have scored 25 points in two overtime games, a single overtime loss at Northern Iowa and a triple overtime win vs. Minnesota.

IOWA FROM THE FREE THROW LINE

Iowa made over 80% of its free throws in five games and at least 70% of its free throws in 21 of 34 games, with a season-best 83.3% (20-24) in a win over Fairfield. Iowa posted a 15-6 record when shooting at least 70% from the free throw line. Following is Iowa's won-loss breakdown based on free throw percentage:

Iowa FT%	W-L	Iowa FT%	W-L
50-60%	3-1	80-90%	4-1
60-70%	7-2	90-100%	0-0
70-80%	11-5		

LEADING THE TEAM

Following is the number of times a player led Iowa in scoring, rebounding, assists and steals. If two or more players tied for the team lead, all have been credited for that game:

Player	Scoring	Rebounding	Assists	Steals
Greg Brunner	11	26	2	4
Tony Freeman			2	3
Adam Haluska	14	3		11
Erek Hansen	1	3		3
Mike Henderson	1		5	9
Jeff Horner	11	1	27	11
Carlton Reed				1
Doug Thomas		4		2
Alex Thompson			1	1

REACHING DOUBLE FIGURES

Following are Iowa's number of double figure games in scoring and rebounding, both for the 2005-06 season and for their career:

	Points		Rebounds	
	'05-06	Career	'05-06	Career
Greg Brunner	25	76	15	37
Tony Freeman	1	1	0	0
Seth Gorney	1	1	0	0
Erek Hansen	7	11	0	0
Adam Haluska	27	69	1	1
Mike Henderson	11	14	0	0
Jeff Horner	24	82	0	3
Carlton Reed	0	1	0	0
Doug Thomas	5	7	1	4
Alex Thompson	1	1	0	0

HOME, AWAY COMPARISONS

In its 17 home games, Iowa outscored its opponents by a 70.2-52.7 margin, shooting 45.2% from the field while holding its opponent to 34.4% shooting. Iowa held a 41.1-33.9 rebounding advantage.

In 17 games away from Carver-Hawkeye Arena (six neutral site games), Iowa was outscored 62.4-65.1. The Hawkeyes shot 40.9% from the field while opponents shot 41.8%. The opponents also held a 34.8-34.5 rebounding advantage.

IOWA'S STATISTICAL COMPARISONS

	All Games	Big Ten	Home Games	Away Games	IA Wins	IA Losses
Record	25-9	11-5	17-0	8-9	25-0	0-9
Pts	66.3	66.6	70.2	62.4	69.4	57.8
Opp. Pts	58.9	62.6	52.7	65.1	55.4	68.7
FG%	.431	.436	.452	.409	.451	.374
FG Def.	.380	.405	.344	.418	.357	.448
3-PT%	.335	.346	.318	.352	.351	.291
3-pt. Def.	.318	.348	.294	.341	.294	.387
FT%	.710	.706	.718	.701	.707	.718
REB	37.8	36.3	41.1	34.5	38.9	34.8
AST	14.8	14.6	16.9	12.6	15.9	11.6
TO	14.9	14.3	15.5	14.3	14.8	15.0
STL	6.6	6.3	7.9	5.3	7.5	4.2
BLK	4.9	4.4	5.4	4.5	5.3	3.9

OFF THE BENCH

The Iowa reserves averaged 11.6 points and 9.5 rebounds per game, compared to 10.8 points and 8.2 rebounds for the opponent reserves.

Iowa was 13-2 when the reserves outscored the opponent's reserves, 10-6 when the opponent reserves scored more points and 2-1 when the reserve scoring was even.

Iowa was 17-5 when the Hawkeye reserves had more rebounds than the opponent reserves, 6-4 when the opponent reserves had more rebounds and 2-0 when the reserve rebounding was even.

Following is a game-by-game comparison with opponents:

Opponent	Iowa		Opponent	
	Pts.	Rebs.	Pts.	Rebs.
MD-Eastern Shore	37	26	4	5
Colgate	19	11	8	16
Kentucky (n)	15	10	27	12
Texas (n)	14	9	4	7
TX-San Antonio	25	18	17	12
NC State	3	11	7	7
Fairfield	13	8	8	3
Valparaiso	9	3	12	7
at Northern Iowa	12	8	6	4
at Iowa State	6	12	6	13
Arizona State	13	12	11	11
Drake	19	11	19	8
Robert Morris	21	14	4	3
at Saint Louis	11	7	1	3
at Wisconsin	16	17	21	14
Illinois	6	10	14	8
at Penn State	11	12	16	9
Minnesota	8	5	19	21
at Mich. State	11	12	13	14
Indiana	3	5	14	9
Ohio State	14	9	8	6
at Purdue	5	4	22	10
Michigan	26	12	15	6
at Northwestern	4	7	6	5
at Indiana	9	6	9	4
Mich. State	8	4	1	4
at Minnesota	11	4	15	7
at Illinois	6	4	17	9
Penn State	9	11	7	7
Wisconsin	8	13	9	12
Minnesota (n)	4	8	2	7
Mich. State (n)	4	7	6	7
Ohio State (n)	9	6	5	3
Northwestern State (n)	7	8	13	7
Totals	396	324	366	280
Average	11.6	9.5	10.8	8.2

STARTING LINE-UPS

Iowa used two starting line-ups in 2005-06. Following is Iowa's record by line-up, with the most recent starters in bold:

Brunner, Hansen, Haluska, Horner, Henderson (UMES, Colgate, KY, TX, UTSA, NC State, Fairfield, Valpo, UNI, SLU, WISC, ILL, PSU, MINN, MSU, IND, OSU, PUR, MICH, NW, IND, MSU, MINN, ILL, PSU, WISC, MINN, MSU, OSU, NSU)	22-8
Brunner, Hansen, Haluska, Freeman, Henderson (ISU, ASU, Drake, RMU)	3-1

IOWA RECORD BY CONFERENCE

During non-conference action Iowa played one team from the Atlantic Coast Conference, Atlantic 10, Metro Atlantic, Mid-Continent, Northeast, Pac-10, Patriot League and Southeastern, along with two teams from the Big 12, Missouri Valley and Southland, and one independent.

Following is a breakdown of Iowa's record by conference:

Atlantic Coast	1-0	Missouri Valley	1-1
Atlantic 10	1-0	Northeast	1-0
Big Ten	14-5	Pac-10	1-0
Big 12	0-2	Patriot League	1-0
Independents	1-0	Southeastern	1-0
Metro Atlantic	1-0	Southland	1-1
Mid-Continent	1-0		

CRUNCH TIME FREE THROWS

Iowa made 98-134 (73.1%) free throws in the final four minutes and overtime of its 16 games that were decided by 10 points or less. Iowa's opponents in those games made 47-63 (74.6%) of their free throw attempts in the final four minutes and overtime periods. Iowa was 12-4 in those games. Following are Iowa's individual attempts:

Tony Freeman	2-2	1.000
Erek Hansen	8-9	.889
Adam Haluska	21-26	.808
Mike Henderson	13-16	.813
Jeff Horner	28-41	.683
Greg Brunner	25-38	.658
Doug Thomas	1-2	.500
Iowa	98-134	.731
Opponents	47-63	.746

IOWA WINS OWN CHALLENGE

Iowa won its own Hawkeye Challenge in early December with victories over Fairfield (75-59) and Valparaiso (72-59). The Hawkeyes have won their own tournament 23 times in the 24-year history of the event. Seniors Greg Brunner and Jeff Horner, along with junior Adam Haluska, were named to the all-tournament team, with Horner earned the Most Valuable Player award.

IOWA SECOND IN GUARDIANS CLASSIC

Iowa made its second appearance in the Guardians Classic and was runner-up for the second time in five seasons. The Hawkeyes defeated Maryland-Eastern Shore, Colgate and Kentucky before falling to Texas in the title game. Adam Haluska was named to the all-tournament team in Kansas City, while senior Greg Brunner was named the Outstanding Player in the Iowa City regional portion of the event.

IOWA ON THE TUBE

Every Iowa game throughout the 2005-06 was televised. Iowa appeared on national cable television (ESPN, ESPN2 and CBS) 13 times. Hawkeye games not selected for national coverage were televised regionally by ESPN Plus, while several conference games were televised throughout the Big Ten Conference viewing area as part of the Big Ten regional network agreement with ESPN Plus.

ANOTHER STRONG SCHEDULE

Iowa's non-conference schedule saw the Hawkeyes meeting teams from nearly every major conference in the nation. The Hawkeyes participated in the Guardians Classic to begin the season, advancing to the championship game, defeating seventh-ranked Kentucky before falling to second-ranked Texas.

Iowa's non-conference home schedule was highlighted by games vs. Arizona State of the Pac 10 Conference and North Carolina State of the Atlantic Coast Conference. Iowa also hosted Fairfield, Tulane and Valparaiso in the Hawkeye Challenge and Maryland-Eastern Shore, Colgate and Utah Valley State in the first round of the Guardians Classic. Additional non-conference home games were against Drake and Robert Morris. The schedule included non-conference road games at Northern Iowa, Iowa State and Saint Louis.

IOWA INFORMATION ON THE WEB

Iowa basketball information is available on the University of Iowa's web site, hawkeyesports.com. Once you have entered the web site, you may obtain game notes, game stories and box scores from all games throughout the season, plus team and individual cumulative stats and a pdf version of Iowa's History and Record book.

Members of the media who wish to have this information forwarded via e-mail throughout the season may do so by contacting the Iowa Sports Information office with your e-mail address.

Iowa's Career Scoring Leaders

Rank	Player	GP	FG-FGA	FG%	FT-FTA	FT%	Reb	Avg.	Pts.	Avg
1.	Roy Marble (1986-89)	134	787-1459	.539	516-707	.729	668	4.9	2,116	15.8
2.	Acie Earl (1990-93)	116	642-1265	.508	493-725	.680	811	6.9	1,779	15.3
3.	Greg Stokes (1982-85)	120	705-1294	.545	358-554	.646	807	6.7	1,768	14.7
4.	B.J. Armstrong (1986-89)	130	583-1185	.492	403-485	.831	258	1.9	1,705	13.1
5.	Ronnie Lester (1977-80)	99	622-1321	.471	431-557	.774	226	2.3	1,675	16.9
6.	Jess Settles (1994-97, '99)	116	581-1186	.490	336-429	.783	747	6.4	1,611	13.9
7.	Dean Oliver (1998-01)	126	466-1212	.384	468-621	.751	369	2.9	1,561	12.4
8.	Andre Woolridge (1995-97)	97	519-1112	.467	383-510	.751	272	2.8	1,525	15.7
9.	Don Nelson (1960-62)	72	530-1045	.507	462-687	.672	784	10.9	1,522	21.2
10.	Greg Brunner (2003-pr)	127	553-1100	.503	368-566	.650	990	7.8	1,516	11.9
11.	Jeff Horner (2003-pr)	123	458-1171	.391	324-409	.792	563	4.6	1,502	12.2
12.	Ed Horton (1986-89)	131	560-1086	.516	251-450	.558	876	6.7	1,372	10.5
13.	Bruce King (1975-77)	80	573-1195	.479	215-282	.762	852	10.7	1,361	17.0
14.	James Moses (1989-92)	123	480-1205	.398	274-376	.729	349	2.8	1,343	10.9
15.	Jeff Moe (1985-88)	131	445-927	.480	227-291	.780	201	1.5	1,248	9.5

**4 - - J.R. Angle, G, 6-7, 205, So., Franklin, IN (Indian Creek HS)*

- Used redshirt and did not see action in 2005-06
- Seven points and two assists in Black & Gold Blowout
- Saw action in 11 games as a freshman, with no starts



Career Bests

Points: 3, twice, last vs. North Carolina, 11/24/04
Rebounds: 2, twice, last vs. Centenary, 12/3/04
FGM: 1, twice, last vs. Centenary, 12/3/04
FGA: 2, twice, last vs. Centenary, 12/3/04
FIM:
FTA:
Assists: 1, vs. Centenary, 12/3/04
Steals:
Blocks:
Minutes: 5, twice, last at Penn State, 2/26/05

Angle, Game-by-Game

Opp.	S	FG	3-PT	FT	O-D-RE	PF	TP	A	T	B	S	M
MD-E. Shore					DNP							
Colgate					DNP							
Kentucky(n)					DNP							
Texas(n)					DNP							
TX-San Ant.					DNP							
NC State					DNP							
Fairfield					DNP							
Valpo					DNP							
at No. Iowa					DNP							
at IA State					DNP							
AZ State					DNP							
Drake					DNP							
Rob. Morris					DNP							
at St. Louis					DNP							
at Wisconsin					DNP							
Illinois					DNP							
at Penn State					DNP							
Minnesota					DNP							
at Mich. St.					DNP							
Indiana					DNP							
Ohio State					DNP							
at Purdue					DNP							
Michigan					DNP							
at N'western					DNP							
at Indiana					DNP							
Mich. St.					DNP							
at Minn.					DNP							
at Illinois					DNP							
Penn State					DNP							
Wisconsin					DNP							
Minnesota(n)					DNP							
Michigan State(n)					DNP							
Ohio State(n)					DNP							
NW State(n)					DNP							

Career Statistics

YEAR	G/GS	FG-A	PCT	3-PT	PCT	FT-A	PCT	O-D-RB	AVG	PF-DI	AS	TO	BK	ST	PTS	AVG
Fresh.	11/0	4-11	.364	2-5	.400	0-0	.000	1-5-6	0.5	2-0	1	6	0	0	10	0.9

*****44 - - Greg Brunner, F, 6-7, 245, Sr., Charles City, IA (Charles City HS)**

- Earned first team all-Big Ten honors
- Named to USBWA all-District team
- Named to all-Tournament team at Big Ten Tournament
- Named to CoSIDA academic all-America third team
- Academic all-Big Ten
- One of 30 mid-season candidates for the Naismith Trophy
- Named to NABC all-District first team
- Named to *Basketball Times* Midlands all-District team
- Iowa's all-team leading rebounder (990), sixth in blocked shots (104), sixth in FT attempts (566), ninth in field goals (553) and 10th in scoring (1,516)
- 16 points and 10 rebounds in NCAA Tournament vs. Northwestern State for 12th double-double of the year
- 10 points, eight rebounds and three assists in win over Ohio State in Big Ten Tournament championship game
- 12 points and five rebounds vs. MSU in Big Ten Tournament
- 16 points and two steals vs. Minnesota in Big Ten Tournament
- Game-high 27 points and seven rebounds at Illinois
- 17 points and seven rebounds at Minnesota
- 15 points, 10 rebounds and three assists in win over Mich. St.
- 19 points, eight rebounds and five steals at Indiana
- Team highs with 13 points and 11 rebounds at Northwestern
- 17 points and nine rebounds in win over Michigan
- 10 points (8-10 FT's) and seven rebounds in win at Purdue
- 17 points and game-high nine rebounds in win over Ohio State
- 17 points and eight rebounds in win over Indiana
- 17 points and 11 rebounds at Michigan State
- Carver-Hawkeye Arena record with career-high 23 rebounds in win over Minnesota while also adding 17 points
- Eight points and game-high 12 rebounds in win over Illinois
- 15 points and team-high 10 rebounds vs. Robert Morris
- Team-highs with 17 points and 12 rebounds in win over Drake
- 12 points and 15 rebounds in win over Arizona State
- 11 points and 12 rebounds at Iowa State
- 26 points and 10 rebounds at Northern Iowa
- Named to all-tournament team in Hawkeye Challenge
- Nine points and team-high 13 rebounds in win over Valparaiso
- Team-highs with 23 points and 11 rebounds vs. Fairfield
- 17 points and 12 rebounds in win over Kentucky
- Named Guardians Classic Iowa City Regional MVP
- Team-highs of 16 points and eight rebounds vs. Colgate
- 16 points and seven rebounds in win over MD-Eastern Shore



Career Bests

Points:	28 vs. Northwestern, 1/26/05
Rebounds:	23 vs. Minnesota, 1/18/06
FGM:	12 at Wisconsin, 2/9/05
FGA:	22 at Northern Iowa, 12/06/05
FTM:	9, three times, last at Illinois, 2/25/06
FTA:	15 at Michigan, 3/5/05
Assists:	5, twice, last vs. W. Carolina, 12/18/04
Steals:	5 at Indiana, 2/11/06
Blocks:	4 vs. Michigan, 3/12/04
Minutes:	50 vs. Minnesota, 1/18/06

Brunner, Game-by-Game

Opp.	S	FG	3-PT	FT	O-D-RE	PF	TP	A	T	B	S	M
MD-E. Shore	Y	6-11	0-1	4-5	1-6-7	0	16	2	2	1	1	25
Colgate	Y	6-10	1-2	3-4	5-3-8	3	16	2	2	1	1	32
Kentucky(n)	Y	6-12	1-2	4-7	4-8-12	4	17	2	4	1	1	33
Texas(n)	Y	2-10	0-1	2-5	4-4-8	3	6	1	2	0	0	29
TX-San Ant.	Y	3-5	0-0	8-10	2-4-6	3	14	3	2	0	1	25
NC State	Y	4-14	1-2	0-0	3-3-6	3	9	3	2	0	2	30
Fairfield	Y	8-8	0-0	7-8	1-10-11	1	23	2	2	2	0	32
Valpo	Y	3-11	1-2	2-2	3-10-13	1	9	1	6	0	0	33
at No. Iowa	Y	10-22	3-5	3-4	3-7-10	2	26	2	1	0	0	39
at IA State	Y	2-8	0-0	7-8	3-9-12	4	11	1	2	0	2	32
AZ State	Y	5-10	0-1	2-7	2-13-15	2	12	2	3	0	0	31
Drake	Y	6-13	1-2	4-7	5-7-12	2	17	0	4	0	1	33
Rob. Morris	Y	6-10	0-1	3-4	5-5-10	2	15	2	1	1	0	28
at St. Louis	Y	3-9	0-1	0-0	3-5-8	2	6	2	4	0	1	31
at Wisconsin	Y	2-8	0-0	4-6	10	3	8	3	1	0	0	28
Illinois	Y	3-11	0-0	2-4	4-8-12	4	8	1	1	0	1	31
at Penn State	Y	4-7	0-0	5-7	1-5-6	3	13	1	2	0	0	24
Minnesota	Y	6-17	0-4	5-9	7-16-23	2	17	2	5	1	1	50
at Mich. St.	Y	6-13	0-1	5-7	5-6-11	3	17	2	3	1	2	30
Indiana	Y	8-11	1-1	0-1	2-6-8	2	17	2	3	0	2	38
Ohio State	Y	6-15	0-1	5-6	2-7-9	3	17	3	1	1	0	32
at Purdue	Y	1-6	0-1	8-10	3-4-7	3	10	0	2	0	2	32
Michigan	Y	5-7	0-0	7-9	2-7-9	4	17	3	3	0	2	27
at N'western	Y	2-11	0-1	9-10	3-8-11	2	13	2	3	1	0	34
at Indiana	Y	8-12	1-2	2-4	2-6-8	1	19	1	2	1	5	33
Mich. St.	Y	6-14	1-3	2-3	2-8-10	2	15	3	3	0	1	34
at Minn.	Y	5-10	1-2	6-7	0-7-7	4	17	2	2	1	0	36
at Illinois	Y	9-15	0-0	9-10	5-2-7	2	27	2	0	1	0	32
Penn State	Y	3-5	0-0	2-4	3-7-10	1	8	2	2	3	2	32
Wisconsin	Y	3-9	0-1	1-2	3-2-5	3	7	0	3	0	3	30
Minnesota(n)	Y	5-9	0-1	6-9	0-0-0	3	16	0	3	2	2	33
Mich. St.(n)	Y	4-10	0-1	4-8	1-4-5	2	12	2	2	1	0	33
Ohio State(n)	Y	3-10	0-1	4-7	3-5-8	4	10	3	5	0	0	34
NW State (n)	Y	5-8	0-1	6-9	2-8-10	3	16	1	1	1	0	30

Career Statistics

YEAR	G/GS	FG-A	PCT	3-PT	PCT	FTA	PCT	O-D-RB	AVG	PF-DI	AS	TO	BK	ST	PTS	AVG
Fresh.	31/23	91-173	.526	7-32	.219	45-77	.584	55-107-162	5.2	78-2	46	52	20	23	234	7.5
Soph.	29/26	123-224	.549	6-17	.353	64-115	.557	80-159-239	8.2	81-3	44	54	32	20	316	10.9
Jun.	33/32	175-342	.512	17-48	.354	118-171	.690	90-185-275	8.3	100-5	62	80	32	38	485	14.7
Sen.	34/34	164-361	.454	12-41	.293	141-203	.695	98-216-314	9.2	86-0	60	84	20	33	481	14.1
Career	127/115	553-1,100	.503	42-138	.304	368-566	.650	323-667-990	7.8	345-10	212	270	104	114	1,516	11.9

11 - - Tony Freeman, G, 6-1, 185, Fr., Maywood, IL (St. Joseph's HS)

- Five points and three rebounds in win over Ohio State in Big Ten Tournament championship game
- Missed first career game against Ohio State due to injury
- Five points in win over Penn State
- Three points and three assists at Minnesota
- Five points and two steals in win at Indiana
- Four points at Northwestern
- Career high 10 points and four assists in win over Michigan
- Three points and two rebounds at Michigan State
- Three points in win at Penn State
- Three points, two rebounds and two assists at Wisconsin
- Seven points, four rebounds, four assists and two steals in win over Robert Morris
- Six points in win over Drake
- Six points and career-high seven assists in win over Arizona State
- Eight points and three steals in first career start at Iowa State
- Eight points and three rebounds at Northern Iowa
- Five points in win over Valparaiso
- Eight points in win over Fairfield
- Four assists and three rebounds in win over Texas-San Antonio
- Three assists vs. Texas
- Five points and two rebounds in win over Kentucky
- Seven points, five rebounds, six assists and three steals in win over Maryland-Eastern Shore



Freeman, Game-by-Game

Opp.	S	FG	3-PT	FT	O-D-RE	PF	TP	A	T	B	S	M
MD-E. Shore	N	3-8	1-3	0-1	2-3-5	0	7	6	1	0	3	22
Colgate	N	0-2	0-1	0-0	0-1-1	1	0	1	0	0	0	16
Kentucky(n)	N	2-4	1-2	0-0	0-2-2	2	5	1	1	0	1	16
Texas(n)	N	0-3	0-3	0-0	0-1-1	2-0	0	3	0	0	0	14
TX-San Ant.	N	0-2	0-1	1-2	3-0-3	1	1	4	2	0	0	22
NC State	N	0-3	0-1	0-0	1-1-2	1	0	0	2	0	0	11
Fairfield	N	3-5	2-4	0-0	0-1-1	2	8	2	4	0	0	22
Valpo	N	2-5	1-2	0-0	0-0-0	1	5	0	2	0	0	14
at No. Iowa	N	3-6	2-5	0-0	0-3-3	2	8	1	1	0	0	26
at IA State	Y	3-8	2-6	0-0	0-1-1	5	8	2	5	0	3	30
AZ State	Y	2-7	0-4	2-4	0-1-1	1	6	7	4	0	0	25
Drake	Y	2-5	2-4	0-0	0-1-1	1	6	2	2	0	0	21
Rob. Morris	Y	3-4	1-2	0-0	0-2-2	2	7	4	6	0	2	29
at St. Louis	N	0-3	0-2	2-2	0-1-1	0	2	0	0	0	0	17
at Wisconsin	N	1-3	1-3	0-0	0-2-2	1	3	2	0	0	0	14
Illinois	N	0-3	0-2	0-0	0-1-1	1	0	0	2	0	0	16
at Penn State	N	1-4	0-3	1-2	0-1-1	1	3	0	0	0	0	17
Minnesota	N	1-3	0-2	0-0	0-1-1	1	2	0	1	0	1	11
at Mich. St.	N	1-4	1-2	0-0	0-2-2	4	3	1	3	0	1	21
Indiana	N	0-3	0-1	0-0	0-0-0	0	0	0	2	0	0	7
Ohio State					INJ							
at Purdue	N	0-1	0-1	0-0	0-0-0	1	0	1	0	0	1	13
Michigan	N	3-4	2-3	2-2	0-2-2	1	10	4	3	0	2	16
at N'western	N	1-1	0-0	2-3	2-0-2	1	4	1	3	0	0	14
at Indiana	N	2-3	1-1	0-0	0-0-0	3	5	0	2	0	2	13
Mich. St.	N	1-2	0-1	0-0	0-1-1	3	2	2	1	0	1	14
at Minn.	N	1-4	1-2	0-0	0-0-0	0	3	3	0	0	0	15
at Illinois	N	1-5	1-3	0-0	0-1-1	1	3	0	2	0	0	18
Penn State	N	2-4	1-2	0-0	0-0-0	0	5	0	2	0	0	14
Wisconsin	N	0-3	0-0	0-0	0-0-0	0	0	2	0	0	1	7
Minnesota(n)	N	0-4	0-2	0-0	0-0-0	0	0	1	1	0	0	7
Mich. St.(n)	N	0-0	0-0	0-0	0-1-1	0	0	1	1	0	1	13
Ohio State(n)	N	2-2	1-1	0-0	0-3-3	1	5	1	0	0	0	16
NW State(n)	N	0-0	0-0	0-0	0-1-1	2	0	1	2	0	0	8

Career Bests


- Points:** 10 vs. Michigan, 2/4/06
- Rebounds:** 5 vs. Maryland-Eastern Shore, 11/14/05
- FGM:** 5 vs. Michigan, 2/4/06
- FGA:** 10 vs. Michigan, 2/4/06
- FTM:** 2, four times, last vs. Michigan, 2/4/06
- FTA:** 4, twice, last vs. Drake, 12/20/05
- Assists:** 7 vs. Arizona State, 12/17/05
- Steals:** 3, twice, last at Iowa State, 12/9/05
- Blocks:**
- Minutes:** 30 at Iowa State, 12/9/05

Career Statistics

YEAR	G/GS	FG-A	PCT	3-PT	PCT	FTA	PCT	O-D-RB	AVG	PF-DI	AS	TO	BK	ST	PTS	AVG
Fresh.	33/4	40-118	.339	21-69	.304	10-16	.625	8-34-42	1.3	42-1	53	55	0	19	111	3.4

*53 - - Seth Gorney, C, 7-0, 245, So., Vandalia, OH (Butler HS)

- Four points at Minnesota
- Two points and career-high two assists in win over Michigan
- Two points and career-high six rebounds at Michigan State
- One point, one rebound, one assist and one blocked shot at Wisconsin
- One assist in win at Saint Louis
- Four points in win over Texas-San Antonio
- 10 points (5-5 FGs) and five rebounds in win over Maryland-Eastern Shore
- Seven points and five rebounds in exhibition win vs. Brock University
- Saw action in 21 games in 2005, with no starts



Gorney, Game-by-Game

Opp.	S	FG	3-PT	FT	O-D-RE	PF	TP	A	T	B	S	M
MD-E. Shore	N	5-5	0-0	0-0	1-4-5	1	10	0	0	1	0	11
Colgate	N	2-3	0-0	0-0	1-0-1	0	4	0	0	0	0	5
Kentucky(n)	N	0-1	0-0	0-0	0-0-0	1	0	0	0	0	0	3
Texas(n)					DNP							
TX-San Ant.	N	2-2	0-0	0-0	0-1-1	0	4	0	0	0	1	9
NC State	N	0-0	0-0	0-0	0-2-2	0	0	0	1	0	0	3
Fairfield					DNP							
Valpo					DNP							
at No. Iowa					DNP							
at IA State	N	0-0	0-0	0-0	0-1-1	1	0	0	0	0	0	2
AZ State	N	0-0	0-0	0-0	0-0-0	0	0	0	0	0	0	6
Drake					DNP							
Rob. Morris	N	0-1	0-0	0-0	0-0-00	0	0	0	0	0	0	2
at St. Louis	N	0-0	0-0	0-0	0-0-0	1	0	1	0	0	0	4
at Wisconsin	N	0-0	0-0	1-2	1-0-1	1	1	0	1	1	0	6
Illinois	N	0-0	0-0	0-0	0-0-0	0	0	0	0	0	0	0+
at Penn State	N	0-0	0-0	0-0	0-0-0	2	0	0	0	0	0	2
Minnesota					DNP							
at Mich. St.	N	1-4	0-0	0-0	1-5-6	2	2	1	2	0	0	11
Indiana					DNP							
Ohio State	N	0-1	0-0	0-0	0-1-1	1	0	0	0	0	0	3
at Purdue	N	0-0	0-0	0-0	0-0-0	0	0	0	0	0	0	1
Michigan	N	1-1	0-0	0-0	0-0-0	1	2	0	0	0	0	3
at N'western					DNP							
at Indiana	N	0-0	0-0	0-0	0-0-0	0	0	0	0	0	0	2
Mich. St.					DNP							
at Minn.	N	2-2	0-0	0-0	1-0-1	1	4	0	1	0	0	5
at Illinois	N	0-1	0-0	0-0	0-1-1	0	0	0	0	0	0	3
Penn State	N	0-0	0-0	0-0	0-1-1	1	0	1	0	0	0	3
Wisconsin	N	0-0	0-0	0-0	0-0-0	0	0	0	0	0	0	1
Minnesota(n)					DNP							
Mich. St.(n)	N	0-0	0-0	0-0-0	0-1-1	0	0	0	0	0	0	4
Ohio State(n)					DNP							
NW State(n)					DNP							

Career Bests

Points: 10 vs. Maryland-Eastern Shore, 11/14/05
Rebounds: 6 at Michigan State, 1/21/06
FGM: 5 vs. Maryland-Eastern Shore, 11/14/05
FGA: 5 vs. Maryland-Eastern Shore, 11/14/05
FTM: 1 vs. Centenary, 12/3/04; at Wisconsin, 1/5/06
FTA: 2 vs. Centenary, 12/3/04; at Wisconsin, 1/5/06
Assists: 1, six times, last vs. Penn State, 3/1/06
Steals: 1, six times, last vs. TX-San Antonio, 11/26/05
Blocks: 1 three times, last at Wisconsin, 1/5/06
Minutes: 12 at Penn State, 2/26/05

Career Statistics

YEAR	G/GS	FG-A	PCT	3-PT	PCT	FTA	PCT	O-D-RB	AVG	PF-DI	AS	TO	BK	ST	PTS	AVG
Fresh.	21/0	5-7	.714	0-0	.000	4-7	.571	8-14-22	1.0	15-0	3	5	1	5	14	0.7
Soph.	22/0	13-21	.619	0-0	.000	1-2	.500	5-17-22	1.0	13-0	3	5	2	1	27	1.2
Career	43/0	18-28	.643	0-0	.000	5-9	.556	13-31-44	1.0	28-0	6	10	3	6	41	1.0

**1 - - Adam Haluska, G, 6-5, 210, Jr., Carroll, IA (Carroll HS)*

- Named third team all-Big Ten
- Named to CoSIDA all-America third team
- Named to NABC all-District second team
- Academic all-Big Ten
- Co-Big Ten Player of the Week for his play in wins over Indiana and Ohio State
- Named to all-tournament team in Hawkeye Challenge and Guardians Classic
- Career point total stands at 1,225, including 941 while at Iowa
- 20 points and three rebounds against Northwestern State in NCAA Tournament
- 15 points and eight rebounds in win over Ohio State in Big Ten Tournament championship game
- Nine points (7-8 FT's) and five rebounds vs. Michigan State in Big Ten Tournament
- Seven points and four rebounds vs. Minnesota in Big Ten Tournament
- 16 points and seven rebounds in win over Wisconsin
- 11 points, four rebounds and three assists vs. Penn State
- 11 points and five rebounds in win over Michigan State
- 13 points and seven rebounds in win at Indiana
- Game-high 18 points and five assists in win over Michigan
- 11 points, six rebounds and four assists in win at Purdue
- 18 points and seven rebounds in win over Ohio State
- Game-highs with 20 points (9-9 FT's) and 10 rebounds in win over Indiana for first double-double at Iowa
- Game-high 19 points and three rebounds at Michigan State
- Career-high 29 points and three rebounds in win at Penn State
- 15 points (9-10 FTs) and three rebounds in win over Illinois
- 17 points (6-10 FGs) and 5 rebounds in win at Saint Louis
- Team-high 18 points (4-7 treys) nine rebounds and four assists in win over Robert Morris
- Team-high 17 points and five rebounds in win over Ariz. State
- 16 points, four rebounds and four assists at Iowa State
- 14 points and six rebounds in win over Valparaiso
- 11 points, five rebounds and four assists in win over Fairfield
- Team-high 18 points and six rebounds in win over NC State
- 15 points and seven rebounds in win over Texas-San Antonio
- Team-high 23 points and seven rebounds vs. Texas
- 14 points, three rebounds and four assist in win over Colgate
- 12 points and four rebounds in win over MD-Eastern Shore



Career Bests

Points: 29 at Penn State, 1/14/06
Rebounds: 11 vs. Arkansas-Pine Bluff, 12/8/02
FGM: 10 at Penn State, 2/26/05
FGA: 23 vs. Texas, 11/22/05
FTM: 11 vs. North Carolina, 11/24/04
FTA: 13 vs. North Carolina, 11/24/04
Assists: 6 vs. Drake, 12/20/05
Steals: 4 vs. Northwestern, 2/15/05
Blocks: 2, four times, last at Minnesota, 2/18/06
Minutes: 51 vs. Minnesota, 1/18/06

Haluska, Game-by-Game

Opp.	S	FG	3-PT	FT	O-D-RE	PF	TP	A	T	B	S	M
MD-E. Shore	Y	3-9	2-5	4-4	1-3-4	1	12	4	1	0	3	26
Colgate	Y	5-12	2-7	2-3	0-3-3	1	14	4	2	0	2	33
Kentucky(n)	Y	2-9	1-5	4-5	1-3-4	1	9	2	0	0	0	34
Texas(n)	Y	9-23	4-12	1-2	2-5-7	3	23	1	1	0	0	39
TX-San Ant.	Y	6-10	1-2	2-3	0-7-7	1	15	1	1	0	1	27
NC State	Y	7-17	0-4	4-5	2-4-6	2	18	1	2	0	3	32
Fairfield	Y	4-9	1-5	2-2	0-5-5	0	11	4	3	0	0	31
Valpo	Y	5-11	2-3	2-2	2-4-6	0	14	0	1	0	1	36
at No. Iowa	Y	1-7	1-4	0-0	0-2-2	2	3	3	3	1	3	42
at IA State	Y	4-13	0-4	8-10	1-3-4	1	16	4	3	0	1	38
AZ State	Y	4-8	3-6	6-6	1-4-5	0	17	3	0	2	3	37
Drake	Y	4-12	3-11	0-0	0-3-3	3	11	6	2	1	3	36
Rob. Morris	Y	7-14	4-7	0-0	2-7-9	1	18	4	0	1	0	33
at St. Louis	Y	6-10	4-6	1-2	1-4-5	2	17	2	1	0	0	30
at Wisconsin	Y	3-11	1-7	4-4	0-2-2	5	11	1	3	0	1	27
Illinois	Y	2-7	2-3	9-10	0-3-3	1	15	1	3	0	1	35
at Penn State	Y	9-17	6-10	5-6	0-3-3	2	29	2	2	0	1	37
Minnesota	Y	5-12	0-5	2-2	0-4-4	3	12	2	3	0	1	51
at Mich. St.	Y	7-15	3-8	2-2	1-2-3	0	19	2	3	0	0	32
Indiana	Y	5-9	1-4	9-9	1-9-10	1	20	1	2	0	0	38
Ohio State	Y	6-13	2-5	4-5	1-6-7	0	18	2	3	0	0	37
at Purdue	Y	4-9	2-6	1-2	0-6-6	1	11	4	2	0	0	34
Michigan	Y	5-6	4-5	4-5	0-2-2	2	18	5	3	0	1	33
at N'western	Y	3-9	1-2	2-2	1-3-4	2	9	1	4	0	3	35
at Indiana	Y	4-12	1-6	4-6	1-6-7	2	13	1	3	0	0	34
Mich. St.	Y	3-6	0-3	5-7	0-5-5	2	11	3	0	0	2	36
at Minn.	Y	1-6	0-2	7-7	0-1-1	4	9	1	2	2	1	34
at Illinois	Y	1-6	1-5	0-1	0-1-1	3	3	1	2	0	0	35
Penn State	Y	3-8	3-8	2-2	0-4-4	2	11	3	3	0	2	29
Wisconsin	Y	6-11	1-5	3-3	2-5-7	4	16	3	1	0	1	32
Minnesota(n)	Y	3-6	1-3	0-0	0-4-4	2	7	1	6	1	1	36
Mich. St.(n)	Y	1-8	0-3	7-8	1-4-5	2	9	1	0	0	2	31
Ohio State(n)	Y	5-12	2-5	3-4	0-8-8	4	15	2	1	0	0	35
NW State(n)	Y	6-10	5-9	3-3	0-3-3	1	20	2	2	0	0	37

Career Statistics

YEAR	G/GS	FG-A	PCT	3-PT	PCT	FTA	PCT	O-D-RB	AVG	PF-DI	AS	TO	BK	ST	PTS	AVG
Fresh.	31/31	103-259	.398	40-119	.336	38-50	.760	21-91-112	3.6	83-2	30	39	13	23	284	9.2
Soph.	33/33	152-318	.478	58-149	.389	105-130	.808	25-106-131	4.0	75-3	52	46	9	35	467	14.2
Jun.	34/34	149-357	.417	64-185	.346	112-132	.848	21-138-159	4.7	61-1	78	68	6	36	474	13.9
Career	98/98	404-934	.433	162-453	.358	255-312	.817	67-335-40	4.1	219-6	160	153	28	94	1,225	12.5

****34 - - Erek Hansen, C, 6-11, 220, Sr., Bedford, TX (Kirkwood, IA CC)**

- Named Big Ten Conference Defensive Player of the Year
- Named to Big Ten Conference all-Defensive team
- Named Defensive all-American by collegeinsiders.com
- Ranks third in career blocked shots with 212
- 89 blocked shots in 2006 is third best single season total at Iowa
- Six points, five rebounds and two blocks against Northwestern State in NCAA Tournament
- 10 points, five rebounds and two blocks in win over Ohio State in Big Ten Tournament championship game
- Three points, four rebounds and three blocks in win over Michigan State in Big Ten Tournament
- Nine points, team-high eight rebounds and three blocks in win over Minnesota in Big Ten Tournament
- 15 points and three rebounds in win over Penn State
- 13 points, five rebounds and three blocks in win over Michigan State
- Six rebounds and five blocked shots in win at Indiana
- Eight points and four rebounds in win over Michigan
- Eight points and two rebounds in win over Ohio State
- 11 points, three rebounds, six blocks and two steals in win over Indiana
- Career-high 20 points, six rebounds and five blocks in win over Minnesota
- Seven points, six rebounds and six blocks in win at Penn State
- Eight points (4-5 FGs) and four rebounds in win over Illinois
- Six points (3-3 FGs) and four rebounds in win at Saint Louis
- 14 points, seven rebounds and four blocks at Iowa State
- Eight points and four blocked shots at Northern Iowa
- Six points, five rebounds and three blocks vs. Valparaiso
- Eight points, six rebounds and matched a career-high with seven blocks in win over Fairfield
- Eight rebounds and three blocks in win over NC State
- Eight points and four rebounds in win over Texas-San Antonio
- Five points and five rebounds vs. Texas
- Six points and five blocks in win over Kentucky
- 11 points and game-high eight rebounds in win over Colgate



Career Bests

Points: 20 vs. Minnesota, 1/18/06
Rebounds: 8, three times, last vs. Minnesota, 3/10/06
FGM: 7 vs. Minnesota, 1/18/06
FGA: 12 vs. Minnesota, 1/18/06
FTM: 6 vs. Minnesota, 1/18/06
FTA: 6 vs. Minnesota, 1/18/06
Assists: 2, seven times, last vs. Minnesota, 3/10/06
Steals: 2, twice, last vs. Indiana, 1/24/06
Blocks: 7, three times, last vs. Fairfield, 12/2/05
Minutes: 38 vs. Minnesota, 1/18/06

Hansen, Game-by-Game

Opp.	S	FG	3-PT	FT	O-D-RE	PF	TP	A	T	B	S	M
MD-E. Shore	Y	2-3	0-0	1-2	0-2-2	3	5	0	2	2	1	13
Colgate	Y	4-5	0-0	3-3	2-6-8	2	11	1	1	1	0	20
Kentucky(n)	Y	3-5	0-0	0-0	2-1-3	3	6	0	2	5	0	15
Texas(n)	Y	2-4	0-0	1-2	2-3-5	4	5	1	3	1	1	23
TX-San Ant.	Y	3-9	0-0	2-3	4-0-4	1	8	1	1	1	1	20
NC State	Y	1-2	0-0	0-0	3-5-8	4	2	0	1	3	2	23
Fairfield	Y	3-4	0-0	2-2	1-5-6	2	8	1	1	7	1	22
Valpo	Y	3-7	0-0	0-0	2-3-5	4	6	0	0	3	0	25
at No. Iowa	Y	4-8	0-0	0-0	0-1-1	2	8	0	2	4	0	21
at IA State	Y	6-7	0-0	2-5	4-3-7	2	14	0	1	4	0	22
AZ State	Y	2-3	0-0	0-0	0-0-0	3	4	0	0	3	1	17
Drake	Y	0-1	0-0	0-0	0-0-0	2	0	0	3	3	0	15
Rob. Morris	Y	1-5	0-0	2-3	3-2-5	2	4	0	2	4	0	15
at St. Louis	Y	3-3	0-0	0-1	1-3-4	4	6	1	1	0	1	22
at Wisconsin	Y	2-5	0-0	0-0	1-4-5	2	4	0	1	3	0	11
Illinois	Y	4-5	0-0	0-1	0-4-4	2	8	0	1	2	0	21
at Penn State	Y	3-5	0-0	1-1	2-4-6	4	7	0	2	6	0	21
Minnesota	Y	7-12	0-0	6-6	4-2-6	4	20	0	1	5	1	38
at Mich. St.	Y	0-2	0-0	0-0	1-1-2	3	0	0	1	2	1	8
Indiana	Y	4-5	0-0	3-4	0-3-3	3	11	0	2	6	2	26
Ohio State	Y	3-4	0-0	2-2	0-2-2	2	8	0	0	0	0	14
at Purdue	Y	1-3	0-0	0-0	0-1-1	1	2	0	0	1	0	23
Michigan	Y	3-5	0-0	2-3	4-0-4	3	8	0	1	1	0	22
at N'western	Y	2-2	0-0	2-5	1-1-2	4	6	0	0	0	0	19
at Indiana	Y	0-2	0-0	2-2	3-3-6	5	2	1	2	5	1	16
Mich. St.	Y	5-9	0-0	3-4	3-2-5	2	13	1	1	3	2	20
at Minn.	Y	1-1	0-0	1-3	1-0-1	3	3	0	0	0	0	15
at Illinois	Y	3-4	0-0	0-0	1-0-1	4	6	0	2	1	1	17
Penn State	Y	7-9	0-0	1-1	0-3-3	2	15	1	0	2	0	21
Wisconsin	Y	0-3	0-0	0-0	3-1-4	3	0	0	2	1	1	18
Minnesota(n)	Y	3-3	0-0	3-3	1-7-8	3	9	2	1	3	0	20
Mich. St.(n)	Y	1-3	0-0	1-2	1-3-4	5	3	0	2	3	0	18
Ohio State(n)	Y	5-8	0-0	0-0	2-3-5	2	10	0	1	2	1	22
NW State(n)	Y	2-4	0-0	2-2	1-4-5	1	6	0	5	2	0	19

Career Statistics

YEAR	G/GS	FG-A	PCT	3-PT	PCT	FTA	PCT	O-D-RB	AVG	PF-DI	AS	TO	BK	ST	PTS	AVG
Soph.	22/0	22-53	.415	0-0	.000	2-8	.250	18-28-46	2.1	43-1	7	16	40	2	46	2.1
Jun.	32/28	56-127	.441	3-6	.500	39-54	.722	40-45-85	2.7	107-6	18	36	83	14	154	4.8
Sen.	34/34	93-160	.581	0-0	.000	42-60	.700	53-82-135	4.0	96-2	10	45	89	18	228	6.7
Career	88/63	171-340	.503	3-6	.500	83-122	.680	111-155-266	3.0	246-9	35	97	212	34	428	4.9

****35 - - Mike Henderson, G, 6-2, 190, Jr., Waterloo, IA (East HS)**

- Three points and four rebounds against Northwestern State in NCAA Tournament
- Seven points and two rebounds in win over Ohio State in Big Ten Tournament championship game
- 11 points, four rebounds and three steals in win over Michigan State in Big Ten Tournament
- Five points, two rebounds and three assists in win over Minnesota in Big Ten Tournament
- Six points, three rebounds and six assists in win over Wisconsin
- Game-high 16 points (6-7 FG's), three rebounds and two assists in win over Penn State
- Eight points (4-5 FGs), five rebounds and three steals at Minnesota
- Four points and six rebounds in win over Michigan State
- 10 points, three rebounds and three assists in win at Indiana
- Six points at Northwestern
- 11 points (3-3 treys) and four assists in win over Michigan
- Matched career-high with 17 points, along with three rebounds and three steals, in win at Purdue
- Eight points, five rebounds and five assists in win over Ohio State
- Nine points, five rebounds and three steals in win over Indiana
- Nine points and seven rebounds in win over Minnesota
- 10 points and tied a career-high with eight rebounds in win over Illinois
- Eight points, career-high six assists, four rebounds and four steals in win over Robert Morris
- 12 points, career-high eight rebounds and four assists in win over Drake
- 10 points, five rebounds and three assists in win over Arizona State
- 15 points, six rebounds and matched career high with five assists in win over Valparaiso
- Matched career-high with seven rebounds vs. Texas
- 15 points, seven rebounds and four steals in win over Kentucky
- 10 points, four rebounds and three assists in win over Maryland-Eastern Shore



Career Bests

- Points:** 17, twice, last at Purdue, 2/1/06
- Rebounds:** 8, twice, last vs. Illinois, 1/7/06
- FGM:** 7 at Purdue, 2/1/06
- FGA:** 11 vs. Robert Morris, 12/22/05
- FTM:** 7 vs. Kentucky, 11/21/05
- FTA:** 9 vs. Kentucky, 11/21/05
- Assists:** 6 vs. Robert Morris, 12/22/05
- Steals:** 5 at Michigan, 3/5/05
- Blocks:** 1, three times, last vs. Michigan State, 3/11/06
- Minutes:** 50 vs. Minnesota, 1/18/06

Henderson, Game-by-Game


Opp.	S	FG	3-PT	FT	O-D-RE	PF	TP	A	T	B	S	M
MD-E. Shore	Y	2-6	0-0	6-7	2-2-4	1	10	3	1	0	2	22
Colgate	Y	4-7	1-1	0-1	2-2-4	1	9	1	2	0	2	25
Kentucky(n)	Y	4-9	0-0	7-9	2-5-7	2	15	0	1	0	4	31
Texas(n)	Y	0-2	0-0	2-2	4-3-7	1	2	0	3	0	1	27
TX-San Ant.	Y	1-2	0-0	2-2	1-0-1	0	4	1	2	0	1	16
NC State	Y	0-2	0-0	2-2	1-2-3	0	2	0	4	0	2	30
Fairfield	Y	3-5	0-0	2-4	1-2-3	1	8	0	3	1	0	23
Valpo	Y	5-6	1-2	4-5	2-4-6	3	15	5	1	0	0	26
at No. Iowa	Y	1-3	0-2	2-2	1-2-3	3	4	2	1	0	1	17
at IA State	Y	1-6	0-2	3-4	0-5-5	1	5	0	5	1	1	31
AZ State	Y	3-10	1-4	3-4	1-4-5	0	10	3	4	0	0	31
Drake	Y	4-6	0-0	4-4	2-6-8	3	12	4	3	0	1	37
Rob. Morris	Y	4-11	0-0	0-0	2-2-4	3	8	6	1	0	4	33
at St. Louis	Y	1-2	1-1	0-0	0-3-3	0	3	0	2	0	0	22
at Wisconsin	Y	1-1	0-0	0-0	0-2-2	0	2	1	1	0	0	26
Illinois	Y	3-7	0-0	4-4	3-5-8	1	10	2	4	0	0	30
at Penn State	Y	1-4	1-3	0-2	0-1-1	1	3	4	1	0	1	24
Minnesota	Y	2-5	0-1	5-6	3-4-7	1	9	2	2	0	1	50
at Mich. St.	Y	1-4	0-0	0-1	1-2-3	1	2	1	1	0	0	19
Indiana	Y	3-5	0-0	3-5	1-4-5	1	9	2	2	1	3	33
Ohio State	Y	4-7	0-0	0-0	2-3-5	1	8	5	2	0	0	31
at Purdue	Y	7-10	1-2	2-4	2-1-3	2	17	2	3	0	3	32
Michigan	Y	4-6	3-3	0-2	0-2-2	3	11	4	2	0	1	29
at N'western	Y	3-7	0-0	0-0	1-0-1	1	6	0	3	0	1	31
at Indiana	Y	3-7	1-1	3-5	0-3-3	2	10	3	1	0	0	36
Mich. St.	Y	2-5	0-0	0-1	2-4-6	1	4	0	3	0	0	32
at Minn.	Y	4-5	0-0	0-1	2-3-5	4	8	2	3	0	3	33
at Illinois	Y	3-5	0-0	0-0	0-3-3	2	6	0	1	1	0	33
Penn State	Y	6-7	1-2	3-4	2-1-3	2	16	2	5	0	1	24
Wisconsin	Y	3-6	0-1	0-1	1-2-3	1	6	6	0	0	1	36
Minnesota(n)	Y	2-4	1-1	0-2	1-1-2	4	5	3	2	0	1	33
Mich. St. (n)	Y	3-6	0-0	5-5	0-4-4	2	11	2	4	1	3	36
Ohio State(n)	Y	3-7	1-1	0-0	0-2-2	2	7	0	1	0	1	30
NW State(n)	Y	0-2	0-1	3-4	0-4-4	4	3	2	3	0	0	34

Career Statistics

YEAR	G/GS	FG-A	PCT	3-PT	PCT	FT-A	PCT	O-D-RB	AVG	PF-DI	AS	TO	BK	ST	PTS	AVG
Fresh.	10/0	11-29	.379	0-1	.000	10-19	.526	4-14-18	1.8	11-0	13	8	0	6	32	3.2
Soph.	33/14	59-144	.410	5-16	.313	40-61	.656	17-53-70	2.1	55-1	39	59	3	26	163	4.9
Jun.	34/34	91-187	.487	13-28	.464	65-93	.6999	41-93-134	3.9	53-0	68	78	5	38	260	7.6
Career	77/48	161-360	.447	18-45	.400	115-173	.665	62-160-222	2.9	119-1	120	145	8	70	455	5.9

*****2 - - Jeff Horner, G, 6-3, 185, Sr., Mason City, IA (Mason City HS)**

- Honorable mention all-America by the Associated Press
- Academic all-Big Ten
- Named Big Ten Tournament's Most Outstanding Player
- Named third team all-Big Ten by league coaches and media
- Co-Big Ten Player of the Week for his play vs. Purdue and Michigan
- One of 16 finalists for the 2006 Bob Cousy Award
- Named Hawkeye Challenge MVP
- One of 50 players named as pre-season candidate for Naismith Trophy
- Named to pre-season Watch List for the John R. Wooden all-America team and Player of the Year award
- Missed four games in December due to injury, ending streak of 102 consecutive games played
- Career leader in three-pointers (262), three-point attempts (713) and assists (612) and ranks 11th in points (1,502)
- In Big Ten career stats, ranks 7th in assists (612) and three-point FG attempts (713) and 8th in three-point FGs (262)
- 11 points, five rebounds, four assists and three steals in NCAA Tournament vs. Northwestern State
- 16 points, five rebounds and 10 assists vs. Ohio State in Big Ten championship game for third double-double of the season
- Team-high 14 points and three rebounds in win over Michigan State in Big Ten Tournament
- Team-high 26 points, six rebounds, six assists and five steals in win over Minnesota in Big Ten Tournament
- Game-high 22 points and seven rebounds in win over Wisc.
- 15 points and five assists at Minnesota
- 15 points, six assists and three steals in win over Mich. State
- 17 points, three assists and three rebounds in win at Indiana
- 14 points, four rebounds and six assists in win over Michigan
- Career-high 32 points (7-10 treys), four rebounds, four assists and three steals in win at Purdue
- 13 points, three rebounds and eight assists in win over Indiana
- 10 points, five rebounds and 10 assists in win over Minnesota
- 17 points, four rebounds and nine assists in win at Penn State
- Game-high 16 points, six rebounds and six assists vs. Illinois
- 17 points and six assists in win at Saint Louis
- Team-high 19 points and six assists in win over Valparaiso
- 12 points, 8 rebounds, 10 assists and two steals vs. Fairfield
- 16 points and seven assists in win over MD-Eastern Shore



Career Best

Points:	32 at Purdue, 2/1/06
Rebounds:	11 vs. Illinois, 1/15/03
FGM:	10 at Purdue, 2/1/06
FGA:	19 at Wisconsin, 2/9/05
FTM:	10 at Minnesota, 1/13/04
FTA:	11 twice, last at Minnesota, 1/13/04
Assists:	11 vs. UNC Greensboro, 12/4/04
Steals:	7 vs. Western Illinois, 11/19/04
Blocks:	2 vs. Michigan State, 3/11/05
Minutes:	51 vs. Minnesota, 1/18/06

Horner, Game-by-Game

Opp.	S	FG	3-PT	FT	O-D-RE	PF	TP	A	T	B	S	M
MD-E. Shore	Y	7-11	2-4	0-0	1-1-2	1	16	7	3	1	3	28
Colgate	Y	4-12	3-7	2-2	3-3-6	1	13	8	5	0	2	33
Kentucky(n)	Y	1-10	1-6	2-2	0-1-1	2	5	8	2	0	0	36
Texas(n)	Y	2-12	1-8	4-4	1-2-3	4	9	7	0	0	0	28
TX-San Ant.	Y	4-10	1-4	4-4	2-1-3	2	13	4	1	1	1	26
NC State	Y	4-11	1-4	2-2	0-4-4	1	11	6	5	0	2	38
Fairfield	Y	3-10	2-7	4-4	2-6-8	1	12	10	2	1	2	34
Valpo	Y	4-13	2-7	9-12	1-2-3	2	19	6	2	0	2	39
at No. Iowa	Y	3-5	2-4	2-2	0-3-3	0	10	2	2	0	2	35
at IA State					INJ							
AZ State					INJ							
Drake					INJ							
Rob. Morris					INJ							
at St. Louis	Y	5-13	3-6	4-5	0-2-2	2	17	6	2	0	2	36
at Wisconsin	Y	4-12	3-7	0-0	1-2-3	2	11	3	3	0	1	37
Illinois	Y	4-14	1-6	7-8	3-3-6	0	16	6	3	0	3	36
at Penn State	Y	5-11	4-10	3-4	1-3-4	1	17	9	3	0	0	39
Minnesota	Y	3-13	1-8	3-6	0-5-5	3	10	10	2	0	0	51
at Mich. St.	Y	2-7	2-6	0-0	2-2-4	2	6	5	3	0	0	27
Indiana	Y	2-10	2-9	7-9	0-3-3	2	13	8	3	0	0	38
Ohio State	Y	0-8	0-5	2-2	1-5-6	0	2	5	2	0	0	37
at Purdue	Y	10-15	7-10	5-6	0-4-4	0	32	4	3	0	3	39
Michigan	Y	5-10	2-5	2-3	0-4-4	1	14	6	5	0	1	35
at N'western	Y	2-6	2-3	4-7	0-3-3	4	10	5	2	0	1	40
at Indiana	Y	5-11	3-7	4-9	0-3-3	1	17	3	5	0	1	37
Mich. St.	Y	5-9	4-6	1-3	0-1-1	2	15	6	3	0	3	38
at Minn.	Y	4-12	3-9	2-4	0-1-1	1	13	5	5	0	0	37
at Illinois	Y	4-10	2-7	1-2	1-7-8	3	11	4	2	0	1	40
Penn State	Y	2-7	2-7	0-0	0-7-7	1	6	4	4	0	1	34
Wisconsin	Y	9-17	3-9	1-2	1-6-7	0	22	0	2	0	2	37
Minnesota(n)	Y	8-13	6-9	4-6	1-5-6	1	26	6	3	0	5	40
Mich. St.(n)	Y	4-12	2-6	4-4	0-3-3	0	14	2	3	0	0	40
Ohio State(n)	Y	7-14	2-8	0-0	0-5-5	2	16	10	2	0	0	38
NW State (n)	Y	4-13	1-7	2-2	0-5-5	1	11	4	3	0	3	39

Career Statistics

YEAR	G/GS	FG-A	PCT	3-PT	PCT	FTA	PCT	O-D-RB	AVG	PF-DI	AS	TO	BK	ST	PTS	AVG
Fresh.	31/31	79-238	.332	41-148	.277	56-73	.767	22-115-137	4.4	64-0	140	77	5	40	255	8.2
Soph.	29/29	107-243	.440	65-153	.425	98-114	.860	16-139-155	5.3	58-1	123	75	3	38	377	13.0
Jun.	33/32	146-359	.407	86-211	.408	85-108	.787	23-125-148	4.5	59-0	180	84	6	47	463	14.0
Sen.	30/30	126-331	.381	70-201	.348	85-114	.746	21-102-123	4.1	43-0	169	85	3	41	407	13.6
Career	123/122	458-1,171	.391	262-713	.367	324-409	.792	82-481-563	4.6	224-1	612	321	17	166	1,502	12.2

20 - - Ryan Kennedy, F, 6-7, 210, Jr., Des Moines, IA (Roosevelt HS)

- Joined team as a walk-on in 2005 but did not see any game action
- One rebound in first career action vs. Maryland-Eastern Shore
- Earned honorable mention all-conference recognition as a senior
- Team captain and MVP as a senior
- Earned three letters in basketball and also lettered in track and field while competing in the high jump



Career Bests

Points:

Rebounds: 1 vs. Maryland-Eastern Shore, 11/04/05

FGM:

FGA:

FTM:

FTA:

Assists:

Steals:

Blocks:

Minutes: 2 vs. Maryland-Eastern Shore, 11/14/05

Kennedy, Game-by-Game

Opp.	S	FG	3-PT	FT	O-D-RE	PF	TP	A	T	B	S	M
MD-E. Shore N		0-0	0-0	0-0	0-1-0	0	0	0	1	0	0	0
Colgate					DNP							
Kentucky(n)					DNP							
Texas(n)					DNP							
TX-San Ant.					DNP							
NC State					DNP							
Fairfield					DNP							
Valpo					DNP							
at No. Iowa					DNP							
at IA State					DNP							
AZ State					DNP							
Drake					DNP							
Rob. Morris					DNP							
at St. Louis					DNP							
at Wisconsin					DNP							
Illinois					DNP							
at Penn State					DNP							
Minnesota					DNP							
at Mich. St.					DNP							
Indiana					DNP							
Ohio State					DNP							
at Purdue					DNP							
Michigan					DNP							
at N'western					DNP							
at Indiana					DNP							
Mich. St.					DNP							
at Minn.					DNP							
at Illinois					DNP							
Penn State					DNP							
Wisconsin					DNP							
Minnesota(n)					DNP							
Mich. St.(n)					DNP							
Ohio State(n)					DNP							
NW State(n)					DNP							

Career Statistics

YEAR	G/GS	FG-A	PCT	3-PT	PCT	FT-A	PCT	O-D-RB	AVG	PF-DI	AS	TO	BK	ST	PTS	AVG
Jun.	1/0	0-0	.000	0-0	.000	0-0	.000	0-1-1	1.0	0-0	0	1	0	0	0	0.0

*25 - - Carlton Reed, F, 6-4, 180, So., Waterloo, IA (East HS)

- Three points in win over Michigan
- Six points and two rebounds in win at Saint Louis
- Four points and three rebounds in win over Robert Morris
- Six points, two rebounds and two steals in win over Drake
- Nine points in win over Arizona State
- Six points, three assists and matched a career-high with three steals in win over Texas-San Antonio
- Scored two points vs. Texas in first action of the season
- Did not play in opening two wins due to injury
- Played in 32 games in 2005, with one start



Reed, Game-by-Game

Opp.	S	FG	3-PT	FT	O-D-RE	PF	TP	A	T	B	S	M
MD-E. Shore					INJ							
Colgate					INJ							
Kentucky(n)					DNP							
Texas(n)	N	1-1	0-0	0-0	0-1-1	2	2	1	0	0	0	0
TX-San Ant.	N	3-7	0-4	0-0	0-0-0	0	6	3	0	0	3	17
NC State	N	0-1	0-1	0-0	0-1-1	0	0	0	1	0	0	8
Fairfield	N	0-4	0-2	1-2	0-2-2	0	1	2	2	0	0	11
Valpo	N	0-0	0-0	0-0	0-0-0	0	0	0	1	0	0	4
at No. Iowa	N	0-0	0-0	0-0	0-1-1	0	0	0	0	0	0	4
at IA State	N	0-4	0-2	0-2	1-1-2	0	0	0	0	0	0	9
AZ State	N	3-5	1-2	2-3	1-1-2	1	9	0	2	0	1	22
Drake	N	2-7	0-4	2-2	1-1-2	0	6	1	1	0	2	20
Rob. Morris	N	1-6	1-5	1-2	0-3-3	0	4	1	1	0	0	17
at St. Louis	N	2-4	2-3	0-0	0-2-2	0	6	1	1	0	1	15
at Wisconsin	N	0-0	0-0	0-0	0-0-0	1	0	0	1	0	0	5
Illinois	N	0-0	0-0	0-0	0-2-2	0	0	0	0	0	0	3
at Penn State	N	0-2	0-2	0-0	0-0-0	1	0	0	1	0	0	3
Minnesota					DNP							
at Mich. St.	N	0-1	0-0	0-0	0-1-1	0	0	1	0	0	0	17
Indiana	N	0-0	0-0	0-0	0-0-0	0	0	0	1	0	0	4
Ohio State	N	0-0	0-0	0-0	0-0-0	1	0	1	0	0	0	2
at Purdue					DNP							
Michigan	N	1-1	1-1	0-0	0-0-0	0	3	0	0	0	0	3
at N'western					DNP							
at Indiana					DNP							
Mich. St.					DNP							
at Minn.					DNP							
at Illinois					DNP							
Penn State	N	0-1	0-0	0-0	0-0-0	0	0	0	0	0	0	3
Wisconsin					DNP							
Minnesota(n)	N	0-0	0-0	0-0	0-0-0	0	0	0	0	0	0	1
Mich. St.(n)					DNP							
Ohio State(n)					DNP							
NW State(n)	N	0-0	0-0	0-0	0-0-0	0	0	0	0	0	0	2

Career Bests

Points: 14 at Drake, 11/30/04
Rebounds: 3, three times, last at Michigan, 3/5/05
FGM: 4 at Drake, 11/30/04
FGA: 7 vs. Drake, 12/20/05
FTM: 4 at Drake, 11/30/04
FTA: 4 at Drake, 11/30/04
Assists: 5 vs. Purdue, 1/22/05
Steals: 3, twice, last vs. Texas-San Antonio, 11/26/05
Blocks: 1 at Ohio State, 1/8/05
Minutes: 23 at Drake, 11/30/04

Career Statistics

YEAR	G/GS	FG-A	PCT	3-PT	PCT	FTA	PCT	O-D-RB	AVG	PF-DI	AS	TO	BK	ST	PTS	AVG
Fresh.	32/1	24-65	.369	13-40	.325	21-30	.700	9-26-35	1.1	18-0	25	23	2	8	82	2.6
Soph.	21/0	13-44	.295	5-26	.192	6-11	.545	3-16-19	0.9	6-0	11	12	0	7	37	1.8
Career	53/1	37-109	.339	18-66	.273	27-41	.659	12-42-54	1.0	24-0	36	35	2	15	119	2.2

***23 - - Doug Thomas, F, 6-8, 245, Sr., Pasadena, CA (Southeastern, IA CC)**

- Named Big Ten Conference Sixth Man of the Year
- Seven points, four rebounds and two blocks against Northwestern State in NCAA Tournament
- Four points and three rebounds in win over Michigan State in Big Ten Tournament
- Four points, seven rebounds and career-high three assists in win over Minnesota in Big Ten Tournament
- Five points, game high nine rebounds and two steals in win over Wisconsin
- Four points and three rebounds at Minnesota
- Six points and two rebounds in win over Michigan State
- Four points and four rebounds in win at Indiana
- Four rebounds at Northwestern
- Four points and six rebounds in win over Michigan
- Five points and three rebounds in win at Purdue
- 10 points and five rebounds in win over Ohio State
- Six points at Michigan State
- Four points and game-high seven rebounds in win at Penn State
- Five points and four rebounds in win over Illinois
- 10 points, eight rebounds and two assists at Wisconsin
- Three points and four rebounds in win at Saint Louis
- 10 points, four rebounds and three steals in win over Robert Morris
- 11 points, eight rebounds and four blocks in win over Drake
- Four points and four rebounds in win over Arizona State
- Four points and three rebounds at Iowa State
- Three points and five rebounds in win over NC State
- Four points and game-high eight rebounds in win over Texas-San Antonio
- 12 points (6-7 FGs) and five rebounds vs. Texas
- Six points, seven rebounds and three blocks vs. Kentucky
- Four points, game-high 10 rebounds and three steals in win over Maryland-Eastern Shore



Career Bests

Points: 14, twice, last vs. Purdue, 1/22/05
Rebounds: 11 vs. Michigan State, 3/11/05
FGM: 7 vs. Purdue, 1/22/05
FGA: 13 vs. Purdue, 1/22/05; at Wisconsin, 1/5/06
FTM: 6 vs. Western Illinois, 11/19/04
FTA: 6, twice, last vs. Texas, 11/23/04
Assists: 2 at Wisconsin, 1/5/06
Steals: 3, twice, last vs. Robert Morris, 12/22/05
Blocks: 4 vs. Drake, 12/20/05
Minutes: 27 at Wisconsin, 1/5/06

Thomas, Game-by-Game

Opp.	S	FG	3-PT	FT	O-D-RE	PF	TP	A	T	B	S	M
MD-E. Shore N	2-2	0-0	0-0	2-8-10	4	4	0	1	2	3	19	
Colgate N	2-3	0-0	0-2	0-5-5	2	4	0	1	0	1	21	
Kentucky(n) N	3-6	0-0	0-0	2-5-7	2	6	1	3	3	0	21	
Texas(n) N	6-7	0-0	0-0	2-3-5	1	12	0	1	1	0	21	
TX-San Ant. N	1-3	0-0	1-5	2-6-8	4	3	0	2	2	1	17	
NC State N	1-4	0-0	1-2	1-4-5	0	3	0	1	2	0	12	
Fairfield N	0-1	0-0	0-0	1-3-4	3	0	0	2	0	0	12	
Valpo N	1-4	0-0	0-0	3-0-3	2	2	0	2	2	1	13	
at No. Iowa N	0-1	0-0	0-0	0-1-1	3	0	0	2	0	0	14	
at IA State N	1-4	0-0	2-4	2-1-3	3	4	0	1	0	1	15	
AZ State N	2-4	0-0	0-1	2-2-4	2	4	0	0	0	0	15	
Drake N	4-7	0-0	3-5	3-5-8	4	11	1	1	4	0	22	
Rob. Morris N	4-5	0-0	2-4	2-2-4	1	10	1	3	1	3	19	
at St. Louis N	1-3	0-0	1-2	1-3-4	4	3	1	0	0	0	14	
at Wisconsin N	4-13	0-0	2-3	3-5-8	2	10	2	0	1	0	27	
Illinois N	2-4	0-0	1-1	1-3-4	2	5	0	0	0	0	18	
at Penn State N	2-4	0-0	0-0	0-7-7	2	4	1	1	2	0	19	
Minnesota N	1-4	0-0	0-0	1-2-3	2	2	0	0	0	0	14	
at Mich. St. N	3-5	0-0	0-0	1-0-1	3	6	0	1	0	0	12	
Indiana N	1-2	0-0	1-2	1-2-3	1	3	1	1	1	2	12	
Ohio State N	5-8	0-0	0-0	0-5-5	2	10	0	0	0	2	24	
at Purdue N	2-4	0-0	1-2	1-2-3	3	5	0	0	0	2	15	
Michigan N	2-4	0-0	0-0	1-5-6	4	4	1	1	0	0	14	
at N'western N	0-0	0-0	0-0	0-4-4	1	0	0	1	1	0	17	
at Indiana N	2-5	0-0	0-0	1-3-4	3	4	1	1	1	0	18	
Mich. St. N	2-5	0-0	2-2	1-1-2	1	6	0	1	0	1	20	
at Minn. N	1-4	0-0	2-2	0-3-3	0	4	1	0	0	1	17	
at Illinois N	0-0	0-0	3-4	1-1-2	3	3	0	3	0	0	17	
Penn State N	1-3	0-0	0-0	1-3-4	2	2	1	2	1	0	15	
Wisconsin N	1-3	0-0	3-7	5-4-9	1	5	0	1	2	2	21	
Minnesota(n)N	2-4	0-0	0-0	2-5-7	1	4	3	1	0	0	20	
Mich. St.(n) N	2-2	0-0	0-0	1-2-3	2	4	0	1	0	1	17	
Ohio State(n)N	0-1	0-0	1-2	0-2-2	0	1	0	0	0	0	18	
NW State (n)N	1-3	0-0	5-6	2-2-4	4	7	0	0	2	0	21	

Career Statistics

YEAR	G/GS	FG-A	PCT	3-PT	PCT	FTA	PCT	O-D-RB	AVG	PF-DI	AS	TO	BK	ST	PTS	AVG
Jun.	32/2	54-102	.529	0-0	.000	38-61	.623	55-98-153	4.8	90-2	10	26	13	16	146	4.6
Sen.	34/0	62-132	.470	0-0	.000	31-56	.554	46-109-155	4.6	74-0	15	35	28	21	155	4.6
Career	66/2	116-234	.496	0-0	.000	69-117	.590	101-207-308	4.7	164-2	25	61	41	37	301	4.6

*5 - - Alex Thompson, F, 6-9, 225, So., Ames, IA (Ames HS)

- Three rebounds against Northwestern State in NCAA Tournament
- Three points and two assists in win over Ohio State in Big Ten championship game
- Three points and four rebounds in win over Wisconsin
- Two points, five rebounds and a career-high six assists in win over Penn State
- Seven points and three rebounds in win over Michigan
- Three points and two rebounds in win over Ohio State
- Two rebounds and career-high four assists at Michigan State
- Four points and two steals in win over Minnesota
- Four points and four rebounds in win at Penn State
- Five rebounds at Wisconsin
- Four points and three rebounds in win over Robert Morris
- Six rebounds in win over Arizona State
- Six rebounds at Iowa State
- Four points, three rebounds and two assists at Northern Iowa
- Four points in win over Fairfield
- Career-high 11 points and six rebounds in win over Texas-San Antonio
- Four points in win over Kentucky
- Six points and five rebounds in win over Maryland-Eastern Shore



Thompson, Game-by-Game

Opp.	S	FG	3-PT	FT	O-D-RE	PF	TP	A	T	B	S	M
MD-E. Shore	N	3-9	0-2	0-2	1-4-5	3	6	1	2	1	1	22
Colgate	N	1-3	0-0	0-0	0-0-0	0	2	1	1	2	0	15
Kentucky(n)	N	2-4	1-2	0-0	0-1-1	2	4	0	1	0	0	11
Texas(n)	N	0-3	0-1	0-0	1-1-2	0	0	1	0	0	0	10
TX-San Ant.	N	4-6	1-2	2-2	2-4-6	1	11	0	2	0	1	18
NC State	N	0-3	0-0	0-0	0-1-1	1	0	0	0	0	0	13
Fairfield	N	1-2	0-0	2-2	1-0-1	1	4	0	1	0	0	13
Valpo	N	1-1	0-0	0-0	0-0-0	0	2	1	1	1	1	10
at No. Iowa	N	2-4	0-0	0-2	1-2-3	3	4	2	1	0	1	17
at IA State	N	1-3	0-1	0-0	2-4-6	1	2	0	3	0	0	19
AZ State	N	0-5	0-0	0-1	3-3-6	2	0	0	0	0	0	16
Drake	N	1-3	0-2	0-0	0-1-1	2	2	0	1	0	0	16
Rob. Morris	N	2-6	0-0	0-0	0-3-3	1	4	1	0	0	0	16
at St. Louis	N	0-2	0-0	0-0	0-0-0	0	0	1	0	1	0	9
at Wisconsin	N	0-3	0-0	0-0	1-4-5	1	0	0	0	0	0	17
Illinois	N	0-0	0-0	1-4	1-2-3	2	1	1	1	0	0	10
at Penn State	N	2-2	0-0	0-0	0-4-4	0	4	1	0	0	0	14
Minnesota	N	2-4	0-0	0-0	1-0-1	0	4	1	2	0	2	10
at Mich. St.	N	0-6	0-1	0-2	2-0-2	0	0	4	1	1	0	19
Indiana	N	0-0	0-0	0-0	0-2-2	1	0	0	0	0	0	4
Ohio State	N	1-3	1-2	0-0	0-2-2	1	3	0	1	1	1	14
at Purdue	N	0-3	0-0	0-0	0-1-1	2	0	1	1	1	1	9
Michigan	N	3-4	1-1	0-0	0-3-3	2	7	1	0	1	0	13
at N'western	N	0-1	0-0	0-0	1-0-1	0	0	1	1	0	0	10
at Indiana	N	0-1	0-0	0-0	1-1-2	1	0	0	0	1	0	11
Mich. St.	N	0-1	0-0	0-0	0-1-1	1	0	1	1	0	1	6
at Minn.	N	0-2	0-0	0-0	0-0-0	2	0	0	0	1	0	7
at Illinois	N	0-1	0-1	0-0	0-0-0	4	0	0	1	0	0	5
Penn State	N	1-1	0-0	0-0	2-3-5	1	2	6	1	2	0	18
Wisconsin	N	1-4	1-1	0-0	1-3-4	1	3	1	1	1	1	17
Minnesota(n)	N	0-1	0-0	0-0	0-1-1	0	0	0	1	0	0	9
Mich. St.(n)	N	0-0	0-0	0-0	0-2-2	0	0	0	1	0	0	8
Ohio State(n)	N	1-1	1-1	0-0	0-1-1	1	3	2	1	0	0	7
NW State(n)	N	0-1	0-0	0-0	3-0-3	1	0	0	2	0	1	10

Career Bests

- Points:** 11 vs. Texas-San Antonio, 11/26/05
Rebounds: 9 at Minnesota, 2/23/05
FGM: 4 vs. Texas-San Antonio, 11/26/05
FGA: 6, twice, last vs. Robert Morris, 12/22/05
FTM: 2 vs. Michigan State, 2/5/05
FTA: 3 vs. Western Carolina, 12/18/04
Assists: 6 vs. Penn State, 3/1/06
Steals: 1, 10 times, last vs. Wisconsin, 3/4/06
Blocks: 2, three times, last vs. Colgate, 11/15/05
Minutes: 27 vs. Northwestern, 2/12/05

Career Statistics

YEAR	G/GS	FG-A	PCT	3-PT	PCT	FTA	PCT	O-D-RB	AVG	PF-DI	AS	TO	BK	ST	PTS	AVG
Fresh.	32/3	22-54	.407	0-0	.000	7-14	.500	26-38-64	2.0	40-0	18	15	15	5	51	1.6
Soph.	34/0	29-93	.312	5-15	.333	5-15	.333	24-54-78	2.3	38-0	28	29	14	11	68	2.0
Career	66/3	51-147	.347	5-15	.333	12-29	.414	50-92-142	2.2	78-0	46	44	29	16	119	1.8

14 - - Brett Wessels, G, 6-3, 190, Fr., Bettendorf, IA (Bettendorf HS)

- Career-high two assists in win over Michigan
- Three points in win over Robert Morris
- One assist in first action of career in win over Maryland-Eastern Shore
- Two points, two assists and two steals in Blowout
- Earned first team all-state honors as a senior after leading team to Class 4-A state title
- Named to all-tournament team at state tournament
- Named conference Player of the Year as a senior and was first team selection in final two seasons
- Scored 27 points in state championship game victory
- Averaged 16 points, six rebounds, 2.8 steals and 2.3 assists per game as a senior, helping team post 25-1 overall record



Wessels, Game-by-Game

Opp.	S	FG	3-PT	FT	O-D-RE	PF	TP	A	T	B	S	M
MD-E. Shore	N	0-0	0-0	0-0	0-0-0	0	0	1	1	0	0	4
Colgate					DNP							
Kentucky(n)					DNP							
Texas(n)					DNP							
TX-San Ant.					DNP							
NC State					DNP							
Fairfield					DNP							
Valpo					DNP							
at No. Iowa					DNP							
at IA State					DNP							
AZ State					DNP							
Drake					DNP							
Rob. Morris	N	1-1	1-1	0-0	0-0-0	0	3	0	0	0	0	2
at St. Louis					DNP							
at Wisconsin	N	0-0	0-0	0-0	0-0-0	0	0	0	0	0	0	1
Illinois					DNP							
at Penn State					DNP							
Minnesota					DNP							
at Mich. St.	N	0-0	0-0	0-0	0-0-0	0	0	0	0	0	0	1
Indiana					DNP							
Ohio State					DNP							
at Purdue					DNP							
Michigan	N	0-0	0-0	0-0	0-0-0	1	0	2	0	0	0	2
at N'western					DNP							
at Indiana					DNP							
Mich. St.					DNP							
at Minn.					DNP							
at Illinois					DNP							
Penn State	N	0-1	0-1	0-0	0-1-1	1	0	1	0	0	0	2
Wisconsin					DNP							
Minnesota(n)					DNP							
Mich. St.(n)					DNP							
Ohio State(n)					DNP							
NW State(n)					DNP							

Career Bests


Points: 3 vs. Robert Morris, 12/22/05
Rebounds: 1 vs. Penn State, 3/1/06
FGM: 1 vs. Robert Morris, 12/22/05
FGA: 1 vs. Robert Morris, 12/22/05
FTM:
FTA:
Assists: 2 vs. Michigan, 2/4/06
Steals:
Blocks:
Minutes: 4 vs. Maryland-Eastern Shore, 11/14/05

Career Statistics

YEAR	G/GS	FG-A	PCT	3-PT	PCT	FTA	PCT	O-D-RB	AVG	PF-DI	AS	TO	BK	ST	PTS	AVG
Fresh.	6/0	1-2	.500	1-2	.500	0-0	.000	0-1-1	0.2	2-0	4	1	0	0	3	0.5

**13 - - Justin Wieck, F, 6-6, 185, Sr., North Liberty, IA (Kirkwood, IA CC)*

- Earned scholarship for senior season after joining the team as a walk-on as a junior
- Academic all-Big Ten
- One assist and one rebound in win over Michigan
- Two points and one rebound at Wisconsin
- Career-high four rebounds and one assist in win over Robert Morris
- One assist in opening win over Maryland-Eastern Shore
- Two points in exhibition win over Wartburg
- Saw action in nine games in 2005, with no starts



Wieck, Game-by-Game

Opp.	S	FG	3-PT	FT	O-D-RE	PF	TP	A	T	B	S	M
MD-E. Shore	N	0-1	0-1	0-0	0-0-0	0	0	1	1	0	0	6
Colgate					DNP							
Kentucky(n)					DNP							
Texas(n)					DNP							
TX-San Ant.	N	0-1	0-0	0-0	0-0-0	0	0	0	0	0	0	3
NC State					DNP							
Fairfield					DNP							
Valpo					DNP							
at No. Iowa					DNP							
at IA State	N	0-0	0-0	0-0	0-0-0	1	0	0	0	0	0	2
AZ State					DNP							
Drake					DNP							
Rob. Morris	N	0-1	0-0	0-0	1-3-4	0	0	1	2	0	0	6
at St. Louis					DNP							
at Wisconsin	N	0-1	0-0	2-2	1-0-1	0	2	0	0	0	0	1
Illinois	N	0-0	0-0	0-0	0-0-0	0	0	0	0	0	0	0+
at Penn State					DNP							
Minnesota					DNP							
at Mich. St.	N	0-1	0-1	0-0	0-0-0	0	0	0	0	0	0	3
Indiana					DNP							
Ohio State	N	0-0	0-0	1-2	0-1-1	0	1	0	0	0	0	6
at Purdue	N	0-0	0-0	0-0	0-0-0	0	0	0	0	0	0	2
Michigan	N	0-1	0-1	0-0	0-1-1	0	0	1	0	0	0	3
at N'western					DNP							
at Indiana					DNP							
Mich. St.					DNP							
at Minn.	N	0-0	0-0	0-0	0-0-0	0	0	0	0	0	0	1
at Illinois					DNP							
Penn State	N	0-0	0-0	0-0	0-0-0	1	0	0	0	0	0	4
Wisconsin(n)	N	0-0	0-0	0-0	0-0-0	0	0	0	0	0	0	1
Minnesota(n)					DNP							
Mich. St.(n)					DNP							
Ohio State(n)					DNP							
NW State(n)					DNP							

Career Bests

Points: 2 vs. N. Carolina, 11/24/04; at Wisconsin, 1/5/06
Rebounds: 4 vs. Robert Morris, 12/22/05
FGM:
FGA: 1 four times, last at Wisconsin, 1/5/06
FTM: 2 vs. N. Carolina, 11/24/04; at Wisconsin, 1/5/06
FTA: 2 vs. N. Carolina, 11/24/04; at Wisconsin, 1/5/06
Assists: 1, four times, last vs. Michigan, 2/4/06
Steals:
Blocks: 1 vs. Centenary, 12/3/04
Minutes: 6, three times, last vs. Ohio State, 1/28/06

Career Statistics

YEAR	G/GS	FG-A	PCT	3-PT	PCT	FT-A	PCT	O-D-RB	AVG	PF-DI	AS	TO	BK	ST	PTS	AVG
Jun.	9/0	0-1	.000	0-0	.000	2-2	1.000	0-1-1	0.1	1-0	1	1	1	0	2	0.2
Sen.	13/0	0-5	.000	0-3	.000	3-4	.750	2-5-7	0.5	2-0	3	3	0	0	3	0.2
Career	22/0	0-6	.000	0-3	.000	5-6	.833	2-6-8	0.4	3-0	4	4	1	0	5	0.2

THE STAT CREW SYSTEM For Basketball
Iowa Hawkeyes Season Box Score (as of Mar 21, 2006)
All games

RECORD:	OVERALL	HOME	AWAY	NEUTRAL
ALL GAMES.....	(25-9)	(17-0)	(4-7)	(4-2)
CONFERENCE.....	(11-5)	(8-0)	(3-5)	(0-0)
NON-CONFERENCE.....	(14-4)	(9-0)	(1-2)	(4-2)

##	Player	GP-GS	Min--Avg	---TOTAL---		---3-PTS---		----REBOUNDS----								PF	FO	A	TO	Blk	Stl	Pts	Avg
				FG-FGA	Pct	3FG-FGA	Pct	FT-FTA	Pct	Off	Def	Tot	Avg										
44	Brunner, Greg.....	34-34	1087 32.0	164-361	.454	12-41	.293	141-203	.695	98	216	314	9.2	86	0	60	84	20	33	481	14.1		
01	Haluska, Adam.....	34-34	1173 34.5	149-357	.417	64-185	.346	112-132	.848	21	138	159	4.7	61	1	78	68	6	36	474	13.9		
02	Horner, Jeff.....	30-30	1092 36.4	126-331	.381	70-201	.348	85-114	.746	21	102	123	4.1	43	0	169	85	3	41	407	13.6		
35	Henderson, Mike....	34-34	1013 29.8	91-187	.487	13-28	.464	65-93	.699	41	93	134	3.9	53	0	68	78	5	38	260	7.6		
34	Hansen, Ere.....	34-34	662 19.5	93-160	.581	0-0	.000	42-60	.700	53	82	135	4.0	96	2	10	45	89	18	228	6.7		
23	Thomas, Doug.....	34-0	591 17.4	62-132	.470	0-0	.000	31-56	.554	46	109	155	4.6	74	0	15	35	28	21	155	4.6		
11	Freeman, Tony.....	33-4	539 16.3	40-118	.339	21-69	.304	10-16	.625	8	34	42	1.3	42	1	53	55	0	19	111	3.4		
05	Thompson, Alex.....	34-0	423 12.4	29-93	.312	5-15	.333	5-15	.333	24	54	78	2.3	38	0	28	29	14	11	68	2.0		
25	Reed, Carlton.....	21-0	179 8.5	13-44	.295	5-26	.192	6-11	.545	3	16	19	0.9	6	0	11	12	0	7	37	1.8		
53	Gorney, Seth.....	22-0	89 4.0	13-21	.619	0-0	.000	1-2	.500	5	17	22	1.0	13	0	3	5	2	1	27	1.2		
14	Wessels, Brett.....	6-0	12 2.0	1-2	.500	1-2	.500	0-0	.000	0	1	1	0.2	2	0	4	1	0	0	3	0.5		
13	Wieck, Justin.....	13-0	38 2.9	0-5	.000	0-3	.000	3-4	.750	2	5	7	0.5	2	0	3	3	0	0	3	0.2		
20	Kennedy, Ryan.....	1-0	2 2.0	0-0	.000	0-0	.000	0-0	.000	0	1	1	1.0	0	0	0	1	0	0	0	0.0		
TEAM.....										50	45	95	2.9	1		5							
Total.....		34	6900	781-1811	.431	191-570	.335	501-706	.710	372	913	1285	37.8	517	4	502	506	167	225	2254	66.3		
Opponents.....		34	6900	732-1924	.380	210-661	.318	329-507	.649	383	785	1168	34.4	646	-	429	499	102	257	2003	58.9		

SCORE BY PERIODS:	1st	2nd	OT	OT2	OT3	Total
Iowa Hawkeyes.....	1083	1146	10	6	9	- 2254
Opponents.....	924	1054	14	6	5	- 2003

DEADBALL REBOUNDS:	OFF	DEF	TOTAL
Iowa Hawkeyes.....	78	6	84
Opponents.....	68	2	70

THE STAT CREW SYSTEM For Basketball
Iowa Hawkeyes Combined Team Statistics (as of Mar 04, 2006)
Conference games

RECORD:	OVERALL	HOME	AWAY	NEUTRAL
ALL GAMES.....	(11-5)	(8-0)	(3-5)	(0-0)
CONFERENCE.....	(11-5)	(8-0)	(3-5)	(0-0)
NON-CONFERENCE.....	(0-0)	(0-0)	(0-0)	(0-0)

## Player	GP-GS	Min--Avg	---TOTAL---		---3-PTS---		FT-FTA	Pct	---REBOUNDS---				PF	FO	A	TO	Blk	Stl	Pts	Avg
			FG-FGA	Pct	3FG-FGA	Pct			Off	Def	Tot	Avg								
44 Brunner, Greg.....	16-16	523 32.7	77-171	.450	4-17	.235	72-99	.727	48	105	153	9.6	42	0	29	36	10	21	230	14.4
01 Haluska, Adam.....	16-16	559 34.9	67-157	.427	28-84	.333	63-73	.863	7	62	69	4.3	34	1	33	39	2	14	225	14.1
02 Horner, Jeff.....	16-16	602 37.6	66-172	.384	41-114	.360	42-65	.646	10	59	69	4.3	23	0	83	50	0	17	215	13.4
35 Henderson, Mike....	16-16	499 31.2	50-91	.549	7-13	.538	20-36	.556	20	40	60	3.8	24	0	36	34	2	15	127	7.9
34 Hansen, Erik.....	16-16	310 19.4	45-76	.592	0-0	.000	23-32	.719	24	31	55	3.4	47	1	3	16	38	9	113	7.1
23 Thomas, Doug.....	16-0	280 17.5	29-68	.426	0-0	.000	15-23	.652	18	50	68	4.3	32	0	8	13	9	10	73	4.6
17 Freeman, Tony.....	15-0	210 14.0	15-47	.319	8-26	.308	5-7	.714	2	11	13	0.9	18	0	16	21	0	9	43	2.9
05 Thompson, Alex.....	16-0	184 11.5	10-36	.278	3-6	.500	1-6	.167	10	26	36	2.3	19	0	18	11	9	6	24	1.5
53 Gorney, Seth.....	12-0	40 3.3	4-9	.444	0-0	.000	1-2	.500	3	8	11	0.9	9	0	2	4	1	0	9	0.8
25 Reed, Carlton.....	8-0	40 5.0	1-5	.200	1-3	.333	0-0	.000	0	3	3	0.4	3	0	2	3	0	0	3	0.4
13 Wieck, Justin.....	9-0	21 2.3	0-2	.000	0-2	.000	3-4	.750	1	2	3	0.3	1	0	1	0	0	0	3	0.3
14 Wessels, Brett.....	4-0	6 1.5	0-1	.000	0-1	.000	0-0	.000	0	1	1	0.3	2	0	3	0	0	0	0	0.0
TEAM.....									23	17	40	2.7	1		2					
Total.....	16	3274	364-835	.436	92-266	.346	245-347	.706	166	415	581	36.3	255	2	234	229	71	101	1065	66.6
Opponents.....	16	3275	359-886	.405	114-328	.348	170-262	.649	163	368	531	33.2	317	-	218	214	43	128	1002	62.6

TEAM STATISTICS	IOWA	OPP	DATE	OPPONENT	W/L	SCORE	ATTEND
SCORING.....	1065	1002	*01/05/06	at Wisconsin	L	52-66	17142
Points per game.....	66.6	62.6	*01/07/06	ILLINOIS	W	63-48	15500
Scoring margin.....	+3.9	-	*01/14/06	at Penn State	W	80-76	8293
FIELD GOALS-ATT.....	364-835	359-886	*01/18/06	MINNESOTA	W O3	76-72	10535
Field goal pct.....	.436	.405	*01/21/06	at Michigan State	L	55-85	14759
3 POINT FG-ATT.....	92-266	114-328	*01/24/06	INDIANA	W	73-60	11825
3-point FG pct.....	.346	.348	*01/28/06	OHIO STATE	W	67-62	15500
3-pt FG made per game..	5.8	7.1	*02/01/06	at PURDUE	W	77-68	10514
FREE THROWS-ATT.....	245-347	170-262	*02/04/06	MICHIGAN	W	94-66	15500
Free throw pct.....	.706	.649	*02/08/06	at Northwestern	L	48-51	5764
REBOUNDS.....	581	531	*02/11/06	at Indiana	W	70-67	17278
Rebounds per game.....	36.3	33.2	*02/14/06	MICHIGAN STATE	W	66-54	15500
Rebounding margin.....	+3.1	-	*02/18/06	at Minnesota Golden Gophers	L	61-74	14308
ASSISTS.....	234	218	*02/25/06	at Illinois	L	59-71	16618
Assists per game.....	14.6	13.6	*03/01/06	PENN STATE	W	65-38	14012
TURNOVERS.....	229	214	*03/04/06	WISCONSIN	W	59-44	15500
Turnovers per game.....	14.3	13.4					
Turnover margin.....	-0.9	-					
Assist/turnover ratio..	1.0	1.0					
STEALS.....	101	128					
Steals per game.....	6.3	8.0					
BLOCKS.....	71	43					
Blocks per game.....	4.4	2.7					
WINNING STREAK.....	2	-					
Home win streak.....	8	-					
ATTENDANCE.....	113872	104676					
Home games-Avg/Game...	8-14234	8-13084					
Neutral site-Avg/Game..	-	0-0					

SCORE BY PERIODS:	1st	2nd	OT	OT2	OT3	Total
Iowa Hawkeyes.....	496	551	3	6	9	- 1065
Opponents.....	464	524	3	6	5	- 1002

% - - Guardians Classic, Iowa City, IA
 ^ - - Guardians Classic, Kansas City, MO
 + - - Hawkeye Challenge, Iowa City, IA
 * - - Big Ten Conference Game
 & - - Big Ten Conference Tournament, Indianapolis, IN

THE STAT CREW SYSTEM For Basketball
Iowa Hawkeyes Overall Team Statistics (as of Mar 21, 2006)
All games

TEAM STATISTICS	IOWA	OPP
SCORING.....	2254	2003
Points per game.....	66.3	58.9
Scoring margin.....	+7.4	-
FIELD GOALS-ATT.....	781-1811	732-1924
Field goal pct.....	.431	.380
3 POINT FG-ATT.....	191-570	210-661
3-point FG pct.....	.335	.318
3-pt FG made per game..	5.6	6.2
FREE THROWS-ATT.....	501-706	329-507
Free throw pct.....	.710	.649
REBOUNDS.....	1285	1168
Rebounds per game.....	37.8	34.4
Rebounding margin.....	+3.4	-
ASSISTS.....	502	429
Assists per game.....	14.8	12.6
TURNOVERS.....	506	499
Turnovers per game.....	14.9	14.7
Turnover margin.....	-0.2	-
Assist/turnover ratio..	1.0	0.9
STEALS.....	225	257
Steals per game.....	6.6	7.6
BLOCKS.....	167	102
Blocks per game.....	4.9	3.0
WINNING STREAK.....	0	-
Home win streak.....	17	-
ATTENDANCE.....	204102	228500
Home games-Avg/Game....	17-12006	11-12959
Neutral site-Avg/Game..	-	6-14326

SCORE BY PERIODS:	1st	2nd	OT	OT2	OT3	Total
Iowa Hawkeyes.....	1083	1146	10	6	9	- 2254
Opponents.....	924	1054	14	6	5	- 2003

Game-By-Game Results

Overall: 25-9; Big Ten: 11-5; Home: 17-0; Away: 4-7; Neutral: 4-2

Date	Opponent	Result	Attend.	Top Scorer	Top Rebounder
% Nov. 14	Maryland-Eastern Shore	W, 86-41	8,553	Brunner/Horner, 16	Doug Thomas, 10
% Nov. 15	Colgate	W, 73-51	8,526	Greg Brunner, 16	Brunner/Hansen, 8
^ Nov. 21	Kentucky (n)	W, 67-63	6,091	Greg Brunner, 17	Greg Brunner, 12
^ Nov. 22	Texas (n)	L, 59-68	6,357	Adam Haluska, 23	Greg Brunner, 8
Nov. 26	Texas-San Antonio	W, 79-46	9,683	Adam Haluska, 15	Doug Thomas, 8
Nov. 30	North Carolina State	W, 45-42	13,043	Adam Haluska, 18	Erek Hansen, 8
+ Dec. 2	Fairfield	W, 75-59	10,002	Greg Brunner, 23	Greg Brunner, 11
+ Dec. 3	Valparaiso	W, 72-59	9,804	Jeff Horner, 19	Greg Brunner, 13
Dec. 6	at Northern Iowa	L, 63-67 (OT)	13,288	Greg Brunner, 26	Greg Brunner, 10
Dec. 9	at Iowa State	L, 60-72	14,092	Adam Haluska, 16	Greg Brunner, 12
Dec. 17	Arizona State	W, 62-43	10,902	Adam Haluska, 17	Greg Brunner, 15
Dec. 20	Drake	W, 65-60	9,732	Greg Brunner, 17	Greg Brunner, 12
Dec. 22	Robert Morris	W, 73-51	9,985	Adam Haluska, 18	Greg Brunner, 10
Dec. 30	at Saint Louis	W, 60-50	10,489	Haluska/Horner, 17	Greg Brunner, 8
* Jan. 5	at Wisconsin	L, 52-66	17,142	Haluska/Horner, 11	Greg Brunner, 10
* Jan. 7	Illinois	W, 63-48	15,500	Jeff Horner, 16	Greg Brunner, 12
* Jan. 14	at Penn State	W, 80-76	8,293	Adam Haluska, 29	Doug Thomas, 7
* Jan. 18	Minnesota	W, 76-72 (3OT)	10,535	Erek Hansen, 20	Greg Brunner, 23
* Jan. 21	at Michigan State	L, 55-85	14,759	Adam Haluska, 19	Greg Brunner, 11
* Jan. 24	Indiana	W, 73-60	11,825	Adam Haluska, 20	Adam Haluska, 10
* Jan. 28	Ohio State	W, 67-62	15,500	Adam Haluska, 18	Greg Brunner, 9
* Feb. 1	at Purdue	W, 77-68	10,514	Jeff Horner, 32	Greg Brunner, 7
* Feb. 4	Michigan	W, 94-66	15,500	Adam Haluska, 18	Greg Brunner, 9
* Feb. 8	at Northwestern	L, 48-51	5,764	Greg Brunner, 13	Greg Brunner, 11
* Feb. 11	at Indiana	W, 70-67	17,128	Greg Brunner, 17	Greg Brunner, 8
* Feb. 14	Michigan State	W, 66-54	15,500	Brunner/Horner, 15	Greg Brunner, 10
* Feb. 18	at Minnesota	L, 61-74	14,308	Greg Brunner, 17	Greg Brunner, 7
* Feb. 25	at Illinois	L, 59-71	16,618	Greg Brunner, 27	Jeff Horner, 8
* Mar. 1	Penn State	W, 65-38	14,012	Mike Henderson, 16	Greg Brunner, 10
* Mar. 4	Wisconsin	W, 59-44	15,500	Jeff Horner, 22	Doug Thomas, 9
& Mar. 10	Minnesota (n)	W, 67-57	18,730	Jeff Horner, 26	Erek Hansen, 8
& Mar. 11	Michigan State (n)	W, 53-48	18,730	Jeff Horner, 14	Haluska/Brunner, 5
& Mar. 12	Ohio State (n)	W, 67-60	17,591	Jeff Horner, 16	Haluska/Brunner, 8
\$ Mar. 17	Northwestern State (n)	L, 63-64	18,456	Adam Haluska, 20	Greg Brunner, 10

% -- Guardians Classic, Iowa City, IA

^ -- Guardians Classic, Kansas City, MO

+ -- Hawkeye Challenge, Iowa City, IA

* -- Big Ten Conference Game

& -- Big Ten Conference Tournament, Indianapolis, IN

\$ -- NCAA Tournament, Auburn Hills, MI

Attendance Summary	Games	Totals	Average
Home	17	204,102	12,006
Away	11	142,545	12,959
Neutral	6	85,955	14,326
Totals	34	432,602	12,724

Game-By-Game Statistics

Team	Score	FG-A	PCT	3-PT.FG	PCT	FTA	PCT	REB	PF	AS	TO	BS	ST
at Iowa	86	33-65	.508	5-16	.313	15-21	.714	47	14	25	16	8	17
MD-Eastern Shore	41	16-59	.271	1-9	.111	8-14	.571	36	17	6	25	1	5
at Iowa	73	28-57	.491	7-18	.389	10-15	.667	36	11	18	14	4	8
Colgate	51	21-50	.420	5-16	.313	4-9	.444	29	16	16	18	1	6
Iowa (n)	67	23-60	.383	4-15	.267	17-23	.739	39	19	14	15	9	6
Kentucky	63	20-61	.328	9-20	.450	14-21	.667	45	21	14	17	3	6
Iowa (n)	59	22-65	.338	5-25	.200	10-15	.667	41	20	15	10	2	2
Texas	68	23-55	.418	6-16	.375	16-20	.800	38	18	11	12	6	5
at Iowa	79	27-57	.474	3-13	.231	22-31	.710	42	13	17	13	4	11
Texas-San Antonio	46	20-56	.357	4-14	.286	2-5	.400	34	22	13	23	3	8
at Iowa	45	17-57	.298	2-12	.167	8-11	.818	40	12	10	19	5	11
N.C. State	42	17-50	.340	3-18	.167	5-10	.500	38	15	11	24	7	6
at Iowa	75	25-48	.521	5-18	.278	20-24	.833	42	11	21	20	11	3
Fairfield	59	18-67	.269	12-29	.414	11-15	.733	35	19	15	13	0	9
at Iowa	72	24-58	.414	7-16	.438	17-21	.810	42	13	13	17	6	5
Valparaiso	59	25-64	.391	3-18	.167	6-11	.545	35	22	13	13	4	7
Iowa	63	24-56	.429	8-20	.400	7-10	.700	32	15	12	14	5	6
at Northern Iowa (OT)	67	25-56	.446	8-22	.364	9-12	.750	36	10	16	17	5	4
Iowa	60	18-53	.340	2-15	.133	22-33	.667	44	19	7	20	5	8
at Iowa State	72	28-66	.424	6-20	.300	10-10	.526	39	20	15	15	5	13
at Iowa	62	21-52	.404	5-17	.294	15-26	.577	41	11	15	13	3	4
Arizona State	43	18-53	.340	3-13	.231	4-8	.500	35	23	10	17	4	5
at Iowa	65	23-54	.426	6-23	.261	13-18	.722	39	17	14	17	8	7
Drake	60	23-62	.371	6-15	.400	8-10	.800	35	19	15	16	0	9
at Iowa	73	29-64	.453	7-16	.438	8-13	.615	46	12	20	16	7	9
Robert Morris	51	19-62	.306	4-20	.200	9-10	.900	36	15	5	17	4	11
Iowa	60	21-49	.429	10-19	.526	8-12	.667	32	15	15	11	1	5
at Saint Louis	50	18-50	.360	2-13	.154	12-20	.600	35	13	8	10	5	7
Iowa	52	17-56	.304	5-17	.294	13-17	.765	41	18	12	11	5	2
at Wisconsin	66	28-60	.467	7-17	.412	3-8	.375	36	14	20	6	5	9
at Iowa	63	18-51	.353	3-11	.273	24-32	.720	45	13	11	15	4	5
Illinois	48	18-52	.346	5-26	.192	7-15	.467	32	27	8	16	2	6
Iowa	80	27-56	.482	11-28	.393	15-22	.682	36	17	18	12	8	2
at Penn State	76	26-64	.406	9-25	.360	15-21	.714	40	19	17	9	2	11

Game-By-Game Statistics

Team	Score	FG-A	PCT	3-PT.FG	PCT	FT-A	PCT	REB	PF	AS	TO	BS	ST
at Iowa	76	27-70	.386	1-20	.005	21-29	.724	54	16	17	16	6	7
Minnesota	72	26-74	.351	7-19	.368	13-24	.542	50	24	11	19	4	8
Iowa	55	21-62	.339	6-19	.316	7-12	.583	39	18	17	18	4	4
at Mich. State	85	30-60	.500	9-19	.474	16-18	.889	36	18	26	10	4	11
at Iowa	60	23-45	.511	4-15	.267	23-30	.761	35	11	14	17	8	9
Indiana	73	22-60	.367	13-31	.419	3-8	.375	30	26	11	15	2	11
at Iowa	67	25-59	.424	3-13	.231	14-17	.824	43	11	16	9	2	3
Ohio State	62	20-57	.351	9-24	.375	13-16	.813	30	20	11	8	5	6
Iowa	77	25-51	.490	10-20	.500	17-24	.708	26	13	12	11	2	12
at Purdue	68	29-56	.518	5-19	.263	5-7	.714	28	18	12	15	1	5
at Iowa	94	32-49	.653	13-19	.684	17-24	.708	34	22	27	18	2	7
Michigan	66	22-53	.415	6-22	.273	16-28	.571	27	21	15	16	2	9
Iowa	48	13-37	.351	3-6	.500	19-27	.704	31	15	10	17	2	5
at Northwestern	51	17-39	.436	9-20	.450	8-12	.667	25	23	13	17	6	9
Iowa	70	24-53	.453	7-17	.412	15-26	.577	35	19	10	16	8	9
at Indiana	67	23-56	.411	9-22	.409	12-18	.667	35	25	13	17	3	10
at Iowa	66	24-51	.471	5-13	.385	13-20	.650	33	14	16	14	3	11
Mich. State	54	21-51	.412	3-17	.176	9-14	.643	33	21	9	18	0	8
Iowa	61	19-46	.413	5-15	.333	18-24	.750	25	19	14	13	4	5
at Minnesota	74	26-51	.510	4-13	.308	18-23	.783	36	15	19	10	3	6
Iowa	59	21-47	.447	4-16	.250	13-17	.765	24	22	7	13	3	2
at Illinois	71	23-51	.451	7-18	.389	18-29	.621	32	18	16	8	0	3
at Iowa	65	25-46	.543	7-20	.350	8-11	.727	38	14	21	19	8	6
Penn State	38	13-51	.255	4-18	.222	8-12	.667	27	11	10	14	1	10
at Iowa	59	23-56	.411	5-17	.294	8-15	.533	45	13	12	10	4	12
Wisconsin	44	15-51	.294	8-18	.444	6-9	.667	33	17	7	16	1	6
Iowa (n)	67	23-44	.523	8-16	.500	13-20	.650	32	14	16	18	6	9
Minnesota	57	22-61	.361	2-16	.125	11-14	.786	35	19	8	11	2	8
Iowa (n)	53	15-41	.366	2-10	.200	21-27	.778	32	13	8	14	5	7
Michigan State	48	15-53	.283	7-23	.304	11-16	.688	37	22	9	18	0	6
Iowa (n)	67	26-55	.473	7-17	.412	8-13	.615	41	16	18	11	2	2
Ohio State	60	22-53	.415	6-28	.214	10-17	.588	28	17	9	8	3	6
Iowa (n)	63	18-41	.439	6-18	.333	21-26	.808	36	17	10	19	5	4
Northwestern State	64	23-60	.381	9-23	.391	9-14	.643	31	21	17	11	4	9

Season & Career Bests

Season Bests

Player	Points	Rebounds	Assists	Blocks	Steals
J.R. Angle	Redshirting				
Dan Bohall	Redshirting				
Greg Brunner	27 at Illinois	23 vs. Minnesota	3, six times	3 vs. Penn State	5 at Indiana
Tony Freeman	10 vs. Michigan	5 vs. UMES	7 vs. ASU		3 vs. UMES/ISU
Seth Gorney	10 vs. UMES	6 at Mich. St.	1, three times	1, at Wisconsin	
Adam Haluska	29 at Penn State	10 vs. Indiana	6 vs. Drake	2 at Minnesota	3, five times
Erek Hansen	20 vs. Minnesota	8, three times	2 vs. Minn (BTT)	7 vs. Fairfield	2, three times
Mike Henderson	17 at Purdue	8 vs. Drake/Illinois	6 vs. Rob Morris/Wis.	1, three times	4 vs. KY/RMU
Jeff Horner	32 at Purdue	8 vs. Fairfield/at Ill	10, three times	1, three times	5 vs. Minn (BTT)
Ryan Kennedy		1 vs. UMES			
Kurt Looby	Redshirting				
Carlton Reed	9 vs. ASU	3 vs. Rob. Morris	3 vs. UTSA		2 vs. Drake
Doug Thomas	12 vs. Texas	10 vs. UMES	3 vs. Minn (BTT)	4 vs. Drake	3 vs. UMES/RMU
Alex Thompson	11 vs. UTSA	6, three times	6 vs. Penn State	2 vs. Colgate	1, six times
Brett Wessels	3 vs. Rob. Morris	1 vs. Penn State	2 vs. Michigan		
Justin Wieck	2 at Wisconsin	4 vs. Rob. Morris	1, three times		

Career Bests

Player	Points	Rebounds	Assists
J.R. Angle	3 vs. Western IL/N. Carolina, '05	2 at Drake, '05	1 vs. Centenary, '05
Dan Bohall			
Greg Brunner	28 at Northwestern, '05	23 vs. Minnesota	5, three times, last at Penn St., '05
Tony Freeman	10 vs. Michigan	7 vs. UMES	7 vs. Arizona State
Seth Gorney	10 vs. Maryland-Eastern Shore	6 at Michigan State	1, six times, last vs. Penn State
Adam Haluska	29 at Penn State	11 vs. ARK-Pine Bluff, '03	6 vs. Drake
Erek Hansen	12 vs. Minnesota	8, three times, last vs. Minn (BTT)	2, seven times, last vs. Minn (BTT)
Mike Henderson	17 vs. Michigan St., '05	8 vs. Drake/Illinois	6 vs. Robert Morris/Wisconsin
Jeff Horner	32 at Purdue	11 vs. Illinois, '03	11 vs. Greensboro, '05
Ryan Kennedy		1 vs. Maryland-Eastern Shore	
Carlton Reed	14 at Drake, '05	3, four times, last vs. Rob. Morris	5 vs. Purdue, '05
Doug Thomas	14 vs. Western IL/Purdue, '05	11 vs. Michigan St., '05	3 vs. Minn (BTT)
Alex Thompson	11 vs. UTSA	9 at Minnesota, '05	6 vs. Penn State
Brett Wessels	3 vs. Robert Morris	1 vs. Penn State	2 vs. Michigan
Justin Wieck	2 vs. N. Car., '05/at Wisconsin	4 vs. Robert Morris	1, three times, last vs. Michigan

NOTE: Career bests occurred in 2005-06 unless otherwise noted.

Individual Points/Rebounds

	A N G L E	B R U N E R	F R E M A N	G O R D O N	H A L L S E Y A	H A N S O N	H E N R I C S O N	H O R N E R R Y	K E N N E D Y	L O O B Y	R E E D S	T H O M A S	T H O M A S	W E S T L E Y	W I L I A M S O N
% MD-Eastern Shore	R	16#7	9-5	10-5	16#4	5#2	10#4	16#2	0-1	R	INJ	4-10	6-5	0-0	0-0
% Colgate	E	16#8	0-1	4-1	14#3	11#8	9#4	13#6	DNP	E	INJ	4-5	2-0	DNP	DNP
^ Kentucky	D	17#12	5-2	0-0	9#4	6#3	15#7	5#1	DNP	D	DNP	6-7	4-1	DNP	DNP
^ Texas	S	6#8	0-1	DNP	23#7	5#5	2#7	9#3	DNP	S	2-1	12-5	0-2	DNP	DNP
TX-San Antonio	H	14#6	1-3	4-1	15#7	8#4	4#1	13#3	DNP	H	6-0	3-8	11-6	DNP	0-0
N.C. State	I	11#6	0-2	0-2	18#6	2#8	2#3	13#4	DNP	I	0-1	3-5	0-1	DNP	DNP
+ Fairfield	R	23#11	8-1	DNP	11#5	8#6	8#3	12#8	DNP	R	1-2	0-4	4-1	DNP	DNP
+ Valparaiso	T	9#13	5-0	DNP	14#6	6#5	15#6	19#3	DNP	T	0-0	2-3	2-0	DNP	DNP
at No. Iowa		26#10	8-3	DNP	3#23	8#1	4#2	10#3	DNP		0-1	0-1	4-3	DNP	DNP
at Iowa State		11#12	8#1	0-1	16#4	14#7	5#5	INJ	DNP		0-2	4-3	2-6	DNP	0-0
Arizona State		12#15	6#1	0-0	17#5	4#0	10#5	INJ	DNP		9-2	4-4	0-6	DNP	DNP
Drake		17#12	6#1	DNP	11#3	0#0	12#8	INJ	DNP		6-2	11-8	2-1	DNP	DNP
Robert Morris		15#10	7#2	0-0	18#9	4#5	8#4	INJ	DNP		4-3	10-4	4-3	3-0	0-4
at Saint Louis		6#8	2-1	0-0	17#5	6#4	3#3	17#2	DNP		6-2	3-4	0-0	DNP	DNP
* at Wisconsin		8#10	3-2	1-1	11#2	4#5	2#2	11#3	DNP		0-0	10-8	0-5	0-0	2-1
* Illinois		8#12	0-1	0-0	15#3	8#4	10#8	16#6	DNP		0-2	5-4	1-3	DNP	0-0
* at Penn State		13#6	3-1	0-0	29#3	7#6	3#1	17#4	DNP		0-0	4-7	4-4	DNP	DNP
* Minnesota		17#23	2-1	DNP	12#4	20#6	9#7	10#5	DNP		DNP	2-3	4-1	DNP	DNP
* at Mich. State		17#11	3-2	2-6	19#3	0#2	2#3	6#4	DNP		0-1	6-1	0-2	0-0	0-0
* Indiana		17#8	0-0	DNP	20#10	9#5	9#5	13#3	DNP		0-0	3-3	0-2	DNP	DNP
* Ohio State		17#9	INJ	0-1	18#7	8#2	8#5	2#6	DNP		0-0	10-5	3-2	DNP	1-1
* at Purdue		10#7	0-0	0-0	11#6	2#1	17#3	32#4	DNP		DNP	5-3	0-1	DNP	0-0
* Michigan		17#9	10-2	2-0	18#2	8#4	11#2	14#4	DNP		3-0	4-6	7-3	0-0	0-1
* at Northwestern		13#11	4-2	DNP	9#4	6#2	6#1	10#3	DNP		DNP	0-4	0-1	DNP	DNP
* at Indiana		19#8	5-0	0-0	13#7	2#6	10#3	17#3	DNP		DNP	4-4	0-2	DNP	DNP
* Mich. State		15#10	2-1	DNP	11#5	13#5	4#6	15#1	DNP		DNP	6-2	0-1	DNP	DNP
* at Minnesota		17#7	3-0	4-1	9#1	3#1	8#5	13#1	DNP		DNP	4-3	0-0	DNP	0-0
* at Illinois		27#7	3-1	0-1	3#1	6#1	6#3	11#8	DNP		DNP	3-2	0-0	DNP	DNP
* Penn State		8#10	5-0	0-1	11#4	15#3	16#3	6#7	DNP		0-0	2-4	2-5	0-1	0-0
* Wisconsin		7#5	0-0	0-0	16#7	0#4	6#3	22#7	DNP		DNP	5-9	3-4	DNP	0-0
& Minnesota (n)		16#0	0-0	DNP	7#4	9#8	5#2	26#6	DNP		0-0	4-7	0-1	DNP	DNP
& Michigan State (n)		12#5	0-1	0-1	9#5	3#4	11#4	14#3	DNP		DNP	4-3	0-2	DNP	DNP
& Ohio State (n)		10#8	5-3	DNP	15#8	10#5	7#2	16#5	DNP		DNP	1-2	3-1	DNP	DNP
\$ Northwestern State (n)		16#10	0-1	DNP	20#3	6#5	3#4	11#5	DNP		0-0	7-4	0-3	DNP	DNP

% - - Guardians Classic, Iowa City, IA

^ - - Guardians Classic, Kansas City, MO

+ - - Hawkeye Challenge, Iowa City, IA

* - - Big Ten Conference Game

& - -Big Ten Conference Tournament, Indianapolis, IN

\$ - - NCAA Tournament, Auburn Hills, MI

- - Denotes starting line-up

The Last Time . . .

*The Last Time a Player . . .****Had 30 or more points***

Iowa -- 32, Jeff Horner at Purdue, 2/1/06

Opponent -- 32, Vedran Vukusic, Northwestern, 1/26/05

Made at least 90% of his FGA (10 att.)

Iowa -- .909 (9-10), Luke Recker vs. Purdue, 3/07/02

Opponent -- .900 (9-10), Willie Simms, Wisconsin, 1/11/90

Made 100% of his FTA (10 att.)

Iowa -- 1.000 (11-11), Luke Recker vs. Minnesota, 2/09/02

Opponent -- 1.000 (10-10), Vincent Grier, Minnesota, 2/18/06

Had 15 or more rebounds

Iowa -- 23, Greg Brunner vs. Minnesota, 1/18/06

Opponent -- 17, Marco Killingsworth, Indiana, 2/11/06

Had 10 or more assists

Iowa -- 10, Jeff Horner vs. Ohio State (Big Ten Tournament), 3/12/06

Opponent -- 10, Bernard Robinson, Jr., Michigan, 3/12/04

Had 5 or more blocks

Iowa -- 5, Erek Hansen at Indiana, 2/11/06

Opponent -- 6, Cedric Simmons, North Carolina State, 11/30/05

Had 5 or more steals

Iowa -- 5, Jeff Horner vs. Minnesota (Big Ten Tournament), 3/10/06

Opponent -- 5, Vedran Vukusic, Northwestern, 2/12/05

*The Last Time A Team . . .****Scored 100 or more points***

Iowa -- 107 vs. UNC-Asheville, 11/23/03

Opponent -- 106, North Carolina, 11/24/04

Scored 40 or fewer points

Iowa -- 39 vs. Indiana, 1/10/49

Opponent -- 38, Penn State, 3/1/06

Won an overtime game

Iowa -- 76-72 (3OT) vs. Minnesota, 1/18/06

Opponent -- 63-67 (1 OT), at Northern Iowa, 12/6/05

Made at least 60% of its FGA (20 att.)

Iowa -- .653 (32-44) vs. Michigan, 2/4/06

Opponent -- .615 (24-39), Wisconsin, 3/5/99

Made at least 50% of its 3-pt. FGA (8 att.)

Iowa -- .500 (8-16) vs. Minnesota (Big Ten Tournament), 3/10/06

Opponent -- .500 (9-18), Cincinnati, 3/17/05

Made at least 90% of its FTA (10 att.)

*Iowa -- 1.000 (20-20) vs. Western Illinois, 11/19/04

Opponents -- .900 (9-10), Robert Morris, 12/22/05

* - - School Record

Season Highs & Lows

Individual Highs

Points:	32	Jeff Horner at Purdue
Field Goals:	10 (22/15 att.)	Greg Brunner at Northern Iowa/Jeff Horner at Purdue
Field Goal Attempts:	23 (9 made)	Adam Haluska vs. Texas
Field Goal Percentage (8 att.):	1.000 (8-8)	Greg Brunner vs. Fairfield
3-pt. Field Goals:	7 (10 att.)	Jeff Horner at Purdue
3-pt. Field Goal Attempts:	12 (4 made)	Adam Haluska vs. Texas
3-pt. Field Goal Percentage (4 att.):	.700 (7-10)	Jeff Horner at Purdue
Free Throws:	10 (12 att.)	Horner vs. Valparaiso/Haluska vs. Illinois
Free Throw Attempts:	12 (9 made)	Jeff Horner vs. Valparaiso
Free Throw Percentage (6 att):	1.000 (9-9)	Adam Haluska vs. Indiana
Rebounds:	23	Greg Brunner vs. Minnesota
Assists:	10	Jeff Horner vs. Fairfield/Minnesota/Ohio State (BTT)
Blocked Shots:	7	Erek Hansen vs. Fairfield
Steals:	5	Greg Brunner at Indiana/Jeff Horner vs. Minnesota (BTT)

Team Highs

Iowa	Points	Opponent
94 vs. Michigan	Field Goals	85 by Michigan State
33 (65 att.) vs. MD-Eastern Shore	Field Goals Attempts	30 (60 att.) by Michigan State
70 (27 made) vs. Minnesota	FG Percentage	74 (26 made) by Minnesota
.653 (32-49) vs. Michigan	3-pt. Field Goals	.518 (29-56) by Purdue
13 (19 att.) vs. Michigan	3-pt. FG Attempts	13 (31 att.) by Indiana
28 (11 made) at Penn State	3-pt. FG Percentage	31 (13 made) by Indiana
.684 (13-19) vs. Michigan	Free Throws	.474 (9-19) by Michigan State
24 (32 att.) vs. Illinois	FT Attempts	18 (23/29 att.) by Minnesota/Illinois
33 (22 made) at Iowa State	FT Percentage	29 (18 made) by Illinois
.833 (20-24) vs. Fairfield	Rebounds	.900 (9-10) by Robert Morris
54 vs. Minnesota	Assists	50 by Minnesota
27 vs. Michigan	Blocked Shots	26 by Michigan State
11 vs. Fairfield	Steals	7 by North Carolina State
17 vs. MD-Eastern Shore	Turnovers	13 by Iowa State
20 vs. Fairfield & at Iowa State	Fouls	25 by MD-Eastern Shore
22 vs. Michigan/at Illinois		27 by Illinois

Team Lows

Iowa	Points	Opponent
45 vs. North Carolina State	Field Goals	38 by Penn State
13 (37 att.) at Northwestern	Field Goals Attempts	13 (51 att.) by Penn State
41 (15/18 made) vs. Mich. St. (BTT)/vs. NSU (NCAA)	FG Percentage	39 by Northwestern
.298 (17-57) vs. North Carolina State	3-pt. Field Goals	.255 (13/51) by Penn State
1 (20 att.) vs. Minnesota	3-pt. FG Attempts	1 (9 att.) by MD-Eastern Shore
6 (3 made) at Northwestern	3-pt. FG Percentage	9 (1 made) by MD-Eastern Shore
.005 (1-20) vs. Minnesota	Free Throws	.111 (1-9) by MD-Eastern Shore
7 (10 att.) at No. Iowa/(12 att.) at Mich. St.	FT Attempts	2 (5 att.) by Texas-San Antonio
10 (7 made) at Northern Iowa	FT Percentage	5 (2 made) by Texas-San Antonio
.577 (15-26) vs. Arizona State & at Indiana	Rebounds	.375 (3-8) by Wisconsin/Indiana
24 at Illinois	Assists	25 by Northwestern
7 at Illinois	Blocked Shots	5 by Robert Morris
1 at Saint Louis	Steals	0 by five opponents
2, five times	Turnovers	3 by Illinois
9 vs. Ohio State	Fouls	6 by Wisconsin
11 vs. Colgate/Fairfield/Arizona State/Indiana		10 by Northern Iowa

Iowa's Record When . . .

When playing at home:	17-0	When leading at the half:	21-5	When wearing White:	14-1
When playing on the road:	4-7	When trailing at the half:	3-4	When wearing Black:	4-7
When playing on a neutral court:	4-2	When tied at the half:	1-0	When wearing Gold:	7-1
When Iowa scores 100 points or more:	0-0	Iowa field goal percentage at home:	424-939	.452	
When Iowa scores 90-99 points:	1-0	Iowa field goal percentage on road:	357-872	.410	
When Iowa scores 80-89 points:	2-0	Iowa 3-point percentage at home:	88-277	.318	
When Iowa scores 70-79 points:	9-0	Iowa 3-point percentage on road:	103-293	.350	
When Iowa scores under 70 points:	13-9	Iowa free throw percentage at home:	257-358	.719	
		Iowa free throw percentage on road:	244-348	.700	
When opponent scores 100 points or more:	0-0	On Sunday:	1-0		
When opponent scores 90-99 points:	0-0	On Monday:	2-0		
When opponent scores 80-89 points:	0-1	On Tuesday:	4-2		
When opponent scores 70-79 points:	2-3	On Wednesday:	4-1		
When opponent scores 60-69 points:	7-4	On Thursday:	1-1		
When opponent scores fewer than 60 points:	16-1	On Friday:	3-2		
		On Saturday:	10-3		
When Iowa shoots at least 50% from the field:	6-0	On CBS:	2-1		
When Iowa shoots less than 50% from the field:	19-9	On ESPN:	4-2		
When opponent shoots at least 50% from the field:	1-2	On ESPN2:	3-1		
When opponent shoots less than 50% from the field:	24-7	On ESPN Plus:	16-3		
When Iowa has higher FG% than opponent:	23-1	On Opponent Network:	0-2		
When opponent has higher FG%:	2-8	No Television:	0-0		
When FG% is equal:	0-0				
When Iowa outrebounds opponent:	17-6	Most Points, First Half:	44 vs. M-Eastern Shore		
When opponent has more rebounds:	6-3	Fewest Points, First Half:	22 at NU/MSU (BTT)		
When rebounds are equal:	2-0	Most Points Allowed, First Half:	38 at Minnesota		
		Fewest Points Allowed, First Half:	12 vs. Arizona State		
When Iowa shoots at least 80% from the line:	4-1	Most Points, Second Half:	52 at Purdue/vs. Mich.		
When Iowa shoots less than 80% from the line:	21-8	Fewest Points, Second Half:	18 at Wisconsin		
When opponent shoots at least 80% from the line:	3-2	Most Points Allowed, Second Half:	48 at Michigan State		
When opponent shoots less than 80% from the line:	22-7	Fewest Points Allowed, Second Half:	20 vs. NC State		
When Iowa shoots more free throws than opponent:	22-5				
When opponent shoots more free throws:	3-4	Largest Halftime Advantage:	24 vs. M-Eastern Shore		
When free throws attempts are equal:	0-0	Largest Halftime Deficit:	9 at Michigan State		
When Iowa has higher FT% than opponent:	18-5				
When opponent has higher FT%:	7-4				
When FT% is equal:	0-0				
When Iowa shoots at least 50% from three-point range:	4-1				
When Iowa shoots less than 50% from three-point range:	21-8				
When opponent shoots at least 50% from three-point range:	1-0				
When opponent shoots less than 50% from three-point range:	24-9				
When Iowa has a higher three-point FG% than opponent:	15-3				
When opponent has a higher three-point FG%:	9-6				
When three-point FG% is equal:	1-0				
When Iowa has more assists than opponent:	19-1				
When opponent has more assists:	4-8				
When assists are equal:	2-0				
When Iowa has fewer turnovers than opponent:	14-1				
When opponent has fewer turnovers:	11-7				
When turnovers are equal:	0-1				
When Iowa has more steals than opponent:	9-1				
When opponent has more steals:	15-8				
When steals are equal:	1-0				

Iowa Under Steve Alford . . .

When playing at home:	86-25	When leading at the half:	101-25	When wearing White:	64-19
When playing on the road:	26-52	When trailing at the half:	32-62	When wearing Black:	30-52
When playing on a neutral court:	23-15	When tied at the half:	2-5	When wearing Gold:	41-21
When Iowa scores 100 points or more:	2-0	Iowa field goal percentage at home:	2,663-6,049	.440	
When Iowa scores 90-99 points:	6-2	Iowa field goal percentage on road:	2,641-6,142	.430	
When Iowa scores 80-89 points:	31-5	Iowa 3-point percentage at home:	580-1,792	.324	
When Iowa scores 70-79 points:	53-18	Iowa 3-point percentage on road:	676-1,951	.350	
When Iowa scores under 70 points:	43-67	Iowa free throw percentage at home:	1,978-2,838	.697	
		Iowa free throw percentage on road:	1,820-2,622	.690	
When opponent scores 100 points or more:	0-1	On Sunday:	8-3		
When opponent scores 90-99 points:	1-6	On Monday:	4-3		
When opponent scores 80-89 points:	5-21	On Tuesday:	25-12		
When opponent scores 70-79 points:	25-40	On Wednesday:	19-27		
When opponent scores 60-69 points:	51-18	On Thursday:	10-5		
When opponent scores fewer than 60 points:	53-6	On Friday:	17-7		
When Iowa shoots at least 50% from the field:	39-6	On Saturday:	52-35		
When Iowa shoots less than 50% from the field:	96-86	On CBS:	7-7		
When opponent shoots at least 50% from the field:	6-28	On ESPN:	15-21		
When opponent shoots less than 50% from the field:	129-64	On ESPN2:	11-5		
When Iowa has higher FG% than opponent:	112-19	On ESPN Plus:	94-54		
When opponent has higher FG%:	22-71	On Opponent Network:	6-5		
When FG% is equal:	1-2	No Television:	2-0		
When Iowa outrebounds opponent:	91-47	Most Points, First Half:	56 vs. UNC-A, 11/23/03		
When opponent has more rebounds:	36-44	Fewest Points, First Half:	16 at Mich. St., 3/5/03		
When rebounds are equal:	8-1	Most Points Allowed, First Half:	59 by N. Car., 11/24/04		
When Iowa shoots at least 80% from the line:	17-14	Fewest Points Allowed, First Half:	12 by ASU, 12/17/05		
When Iowa shoots less than 80% from the line:	118-78	Most Points, Second Half:	56 vs. W. Car., 12/18/04		
When opponent shoots at least 80% from the line:	22-15	Fewest Points, Second Half:	20 at Wisconsin, 1/5/06		
When opponent shoots less than 80% from the line:	113-77	Most Points Allowed, Second Half:	56, twice (MSU/KSU)		
When Iowa shoots more free throws than opponent:	113-41	Fewest Points Allowed, Second Half:	19 by Liberty, 12/22/02		
When opponent shoots more free throws:	20-50	Largest Halftime Advantage:	27 at Penn State, 2/26/05		
When free throws attempts are equal:	2-1	Largest Halftime Deficit:	27 vs. UMES, 11/13/01		
When Iowa has higher FT% than opponent:	80-36		33 at Mich. St., 3/5/03		
When opponent has higher FT%:	54-55				
When FT% is equal:	1-1				
When Iowa shoots at least 50% from three-point range:	28-6				
When Iowa shoots less than 50% from three-point range:	107-86				
When opponent shoots at least 50% from three-point range:	5-14				
When opponent shoots less than 50% from three-point range:	130-78				
When Iowa has a higher three-point FG% than opponent:	88-21				
When opponent has a higher three-point FG%:	46-69				
When three-point FG% is equal:	1-2				
When Iowa has more assists than opponent:	91-15				
When opponent has more assists:	37-74				
When assists are equal:	7-3				
When Iowa has fewer turnovers than opponent:	76-21				
When opponent has fewer turnovers:	51-63				
When turnovers are equal:	8-8				
When Iowa has more steals than opponent:	68-30				
When opponent has more steals:	59-54				
When steals are equal:	8-8				

2005-06 Game Summaries

(1) **IOWA 85, MARYLAND-EASTERN SHORE 41**
November 14, 2004, Carver-Hawkeye Arena, Iowa City, IA

Iowa had too much experience and too much depth for a young Maryland-Eastern Shore team as the Hawkeyes opened the season with an 86-41 win over the Hawks. UMES, with three freshmen and a transfer in the starting line-up, never led and trailed 44-20 at half-time. Iowa jumped to a fast start, shooting 45% from the field in the first half while holding UMES to 33.3% shooting.

Iowa improved its shooting touch to 60% in the second half and ended the night shooting 50.8% from the field and 71.4% from the free throw line. The Hawkeyes also held a 47-36 rebounding advantage and forced 25 turnovers while collecting 17 steals.

Five Iowa players scored in double figures, with seniors Greg Brunner and Jeff Horner leading the way with 16 points each. Adam Haluska added 12 points and Mike Henderson and Seth Gorney each scored 10. Doug Thomas led Iowa with 10 rebounds and Brunner had seven. Gorney was 5-5 from the field and added five rebounds.

MARYLAND-EASTERN SHORE - - 41

Name	FG	3-PT	FT	RB	PF	TP	A	TO	BK	S	M
Parham	5-14	0-0	1-2	11	1	11	1	4	0	0	34
McMillion	4-16	0-2	6-6	5	2	14	0	5	0	0	32
Waddell	2-4	0-0	0-0	7	2	4	1	2	1	0	28
Tyson	3-13	0-1	0-1	2	3	6	1	6	0	2	30
Brooks	1-4	0-2	0-1	1	1	2	2	1	0	1	27
Pierce	0-2	0-1	1-4	2	1	1	1	0	0	1	8
Valentine	0-1	0-0	0-0	0	4	0	0	1	0	0	7
Jackson	1-3	1-2	0-0	2	2	3	0	4	0	0	13
Harris	0-2	0-1	0-0	1	1	0	0	0	0	0	5
Warrick	0-0	0-0	0-0	0	0	0	0	0	0	1	2
Cohen	0-0	0-0	0-0	0	0	0	0	0	0	0	7
Leak	0-0	0-0	0-0	0	0	0	0	2	0	0	3
Moore	0-0	0-0	0-0	0	0	0	0	0	0	0	4
Team				5	0						
Totals	16-59	1-9	8-14	36	17	41	6	25	1	5	200
	FG%: .271		3PT%: .111			FT%: .571					

IOWA - - 86

Name	FG	3-PT	FT	RB	PF	TP	A	TO	BK	S	MN
Brunner	6-11	0-1	4-5	7	0	16	2	2	1	1	25
Hansen	2-3	0-0	1-2	2	3	5	0	2	2	1	13
Haluska	3-9	2-5	4-4	4	1	12	4	1	0	3	26
Horner	7-11	2-4	0-0	2	1	16	7	3	1	3	28
Henderson	2-6	0-0	6-7	4	1	10	3	1	0	2	22
Thompson	3-9	0-2	0-2	5	3	6	1	2	1	1	22
Freeman	3-8	1-3	0-1	5	0	7	6	1	0	3	22
Wieck	0-1	0-1	0-0	0	0	0	1	1	0	0	6
Wessels	0-0	0-0	0-0	0	0	0	1	1	0	0	4
Kennedy	0-0	0-0	0-0	1	0	0	0	1	0	0	2
Thomas	2-2	0-0	0-0	10	4	4	0	1	2	3	19
Gorney	5-5	0-0	0-0	5	1	10	0	0	1	0	11
Team				2							
Totals	33-65	5-16	15-21	47	14	86	25	16	8	17	200
	FG%: .508		3PT%: .313			FT%: .714					

Score by Periods: Attendance: 8,553

Maryland-Eastern Shore	20	21	41
Iowa	44	42	86

(2) **IOWA 85, COLGATE 41**
November 15, 2005, Carver-Hawkeye Arena, Iowa City, IA

Iowa used a 24-4 scoring run midway through the second half to regain control in taking a 73-51 win over Colgate in the second round of the Guardians Classic. After leading 42-24 at halftime, Iowa saw the Raiders close to within six points, 49-43 with 13 minutes, before regaining control. Jeff Horner scored on a lay-up and added two free throws to start Iowa's scoring spurt, while Greg Brunner added a lay-up and a pair of free throws to stretch the margin to 57-45 with nine minutes remaining.

The Hawkeyes shot 51.5% from the field in the first half, racing to a 23-6 advantage in the opening nine minutes. Iowa shot 49.1% for the game, compared to 42% for Colgate. Iowa held a 36-29 rebounding advantage and forced 18 turnovers.

Brunner led Iowa with 16 points, while Adam Haluska added 14 and Horner 13. Brunner and Erik Hansen each had eight rebounds, while Horner added eight assists and six rebounds.

COLGATE - - 51

Name	FG	3-PT	FT	RB	PF	TP	A	TO	BK	S	MN
Chones	9-15	0-0	2-4	8	4	20	0	3	0	0	33
Daniels	0-0	0-0	0-0	0	1	0	1	1	1	1	17
Roemer	5-8	2-5	0-0	2	2	12	0	3	0	1	31
Simon	0-3	0-3	0-0	1	1	0	1	0	0	0	8
Reed	4-11	3-7	0-0	0	1	11	4	2	0	1	34
Chones	0-6	0-0	0-1	4	2	0	5	1	0	0	22
Checovich	0-0	0-0	0-0	2	1	0	3	1	0	1	14
Foss	1-3	0-0	0-0	2	0	2	1	1	0	0	10
Gentile	1-3	0-1	0-1	3	2	2	1	4	0	2	22
Minchella	1-1	0-0	2-3	5	2	4	0	2	0	0	9
Team				2							
Totals	21-50	5-16	4-9	29	16	51	16	18	1	6	200
	FG%: .420		FT%: .313			3PT%: .444					

IOWA - - 73

Name	FG	3-PT	FT	RB	PF	TP	A	TO	BK	S	MN
Brunner	6-10	1-2	3-4	8	3	16	2	2	1	1	32
Hansen	4-5	0-0	3-3	8	2	11	1	1	1	0	20
Haluska	5-12	2-7	2-3	3	1	14	4	2	0	2	33
Horner	4-12	3-7	2-2	6	1	13	8	5	0	2	33
Henderson	4-7	1-1	0-1	4	1	9	1	2	0	2	25
Thompson	1-3	0-0	0-0	0	0	2	1	1	2	0	15
Freeman	0-2	0-1	0-0	1	1	0	1	0	0	0	16
Thomas	2-3	0-0	0-2	5	2	4	0	1	0	1	21
Gorney	2-3	0-0	0-0	1	0	4	0	0	0	0	5
Totals	28-57	7-18	10-15	36	11	73	18	14	4	8	200
	FG%: .491		3PT%: .389			FT%: .667					

Score by Periods: Attendance: 8,526

Colgate	24	27	51
Iowa	42	31	73

2005-06 Game Summaries

(3) IOWA 67, KENTUCKY 63
November 21, 2005, Municipal Auditorium, Kansas City, MO

Iowa converted six of eight free throws in the final 40 seconds to defeat seventh-ranked Kentucky 67-63 in the semi-finals of the Guardians Classic in Kansas City.

Senior forward Greg Brunner converted a three-point play with 3:55 remaining to give Iowa a 59-56 advantage and junior guard Mike Henderson scored from the lane to give Iowa a 61-58 lead with 1:29 to play. After a three-point basket by the Wildcats, junior guard Adam Haluska made one of two free throws to put Iowa on top for good (62-61) with 40 seconds remaining. Henderson came up with a key rebound in the final minute and freshman guard Tony Freeman came up with a steal to help protect Iowa's advantage as Horner, Henderson and Haluska all added free throws in the final seconds.

The game was close throughout, as Iowa shot 43.3% from the field in the opening half in taking a 34-31 halftime advantage. Iowa shot 38.3% for the game, but connected on 17-23 (73.9%) free throws. Iowa also forced 17 Kentucky turnovers and held the Wildcats to 32.8% shooting from the field.

Brunner led Iowa with 17 points and 12 rebounds, while Henderson added 15 points, seven rebounds and four steals.

KENTUCKY - - 63

Name	FG	3-PT	FT	RB	PF	TP	A	TO	BK	S	MN
Sims	8-15	4-6	2-4	7	5	22	0	2	0	0	26
Alleyne	0-0	0-0	0-0	1	0	0	0	0	0	0	5
Rondo	1-9	0-1	3-4	19	2	5	5	5	1	2	33
Sparks	2-5	2-4	1-2	0	2	7	2	3	0	1	24
Crawford	1-6	0-0	0-0	3	3	2	4	0	1	0	11
Moss	2-5	1-3	0-0	3	1	5	1	1	0	1	25
Bradley	2-5	1-3	2-3	2	1	7	1	3	1	0	20
Obrzut	1-1	0-0	0-0	1	2	2	0	1	0	0	10
Perry	3-8	1-3	5-6	3	3	1	0	1	0	1	20
Thomas	0-6	0-0	1-2	3	3	1	0	1	0	1	20
Carter	0-1	0-0	0-0	0	1	0	0	0	0	0	02
Team				3							
Totals	20-61	9-20	14-21	45	21	63	14	17	3	6	200
	FG%: .328	3PT%: .450	FT%: .667								

IOWA - - 67

Name	FG	3-PT	FT	RB	PF	TP	A	TO	BK	S	MN
Brunner	6-12	1-2	4-7	12	4	17	2	4	1	1	33
Hansen	3-5	0-0	0-0	3	3	6	0	2	5	0	15
Haluska	2-9	1-5	4-5	4	1	9	2	0	0	0	34
Horner	1-10	1-6	2-2	1	2	5	8	2	0	0	36
Henderson	4-9	0-0	7-9	7	2	15	0	1	0	4	31
Thompson	2-4	0-0	0-0	1	2	4	0	1	0	0	11
Freeman	2-4	1-2	0-0	2	2	5	1	1	0	1	16
Thomas	3-6	0-0	0-0	7	2	6	1	3	3	0	21
Gorney	0-1	0-0	0-0	0	1	0	0	0	0	0	3
Team				2							
Totals	23-60	4-15	17-23	39	19	67	14	15	9	6	200
	FG%: .383	3PT%: .267	FT%: .739								

Score by Periods:

Kentucky	31	32	63
Iowa	34	33	67

Attendance: 6,091

(4) TEXAS 68, IOWA 59
November 22, 2005, Municipal Auditorium, Kansas City, MO

Iowa led for the majority of the contest, but second-ranked Texas rallied in the final 10 minutes to defeat Iowa 68-59 in the championship game of the Guardians Classic in Kansas City.

Iowa led 31-24 at halftime, controlling the tempo and keeping the Longhorns off balance on offense. Texas used a zone defense in the second half to slow Iowa's offense as Iowa's shooting suffered in the final 20 minutes. Texas rallied for a three-point advantage with just over six minutes to play, but a tip-in basket by Greg Brunner and two free throws by Jeff Horner put the Hawkeyes back on top with 5:29 to play. Texas then scored six straight points over the next two minutes to gain control.

Iowa shot just 33.8% from the field, compared to 41.8% for the Longhorns. Texas made 16-20 free throws, including 14-17 in the final 20 minutes. Iowa won the rebounding battle 41-38 and was guilty of just 10 turnovers while forcing 12 Texas mistakes.

Junior Adam Haluska led Iowa with 23 points, earning a spot on the all-tournament team. Doug Thomas came off the bench to score 12 points by hitting 6-7 field goals. Brunner led Iowa with eight rebounds, while Haluska and Mike Henderson each had seven.

TEXAS - - 68

Name	FG	3-PT	FT	RB	PF	TP	A	TO	BK	S	MN
Tucker	2-10	0-0	4-4	7	4	8	1	2	0	0	34
Buckman	4-7	2-4	4-5	6	3	14	1	1	1	1	22
Aldridge	8-14	0-0	2-3	12	5	18	0	5	3	3	37
Gibson	5-11	3-6	3-3	2	2	16	3	2	0	1	38
Paulino	3-7	1-3	1-2	3	1	8	5	1	2	0	32
Lewis	0-0	0-0	0-0	0	0	0	0	0	0	0	1
Abrams	0-2	0-1	2-3	1	1	2	1	0	0	0	16
Winder	0-1	0-1	0-0	0	0	0	0	0	0	0	2
Atchley	0-2	0-1	0-0	1	1	0	0	1	0	0	3
Williams	1-1	0-0	0-0	5	1	2	0	0	0	0	15
Team				1							
Totals	23-55	6-16	16-20	38	18	68	11	12	6	5	200
	FG%: .418	3PT%: .375	FT%: .800								

IOWA - - 59

Name	FG	3-PT	FT	RB	PF	TP	A	TO	BK	S	MN
Brunner	2-10	0-1	2-5	8	3	6	1	2	0	0	29
Hansen	2-4	0-0	1-2	5	4	5	1	3	1	1	23
Haluska	9-23	4-12	1-2	7	3	23	1	1	0	0	39
Horner	2-12	1-8	4-4	3	4	9	7	0	0	0	28
Henderson	0-2	0-0	2-2	7	1	2	0	3	0	1	27
Thompson	0-3	0-1	0-0	2	0	0	1	0	0	0	10
Freeman	0-3	0-3	0-0	1	2	0	3	0	0	0	14
Thomas	6-7	0-0	0-0	5	1	12	0	1	1	0	21
Reed	1-1	0-0	0-0	1	2	2	1	0	0	0	9
Team				2							
Totals	22-65	5-25	10-15	41	20	59	15	10	2	2	200
	FG%: .338	3PT%: .200	FT%: .667								

Score by Periods:

Texas	24	44	68
Iowa	31	28	59

Attendance: 6,357

2005-06 Game Summaries

(5) **IOWA 79, TEXAS-SAN ANTONIO 46**
November 26, 2005, Carver-Hawkeye Arena, Iowa City, IA

After a sluggish start, Iowa dominated the final 30 minutes in taking a 79-46 win over Texas-San Antonio in Carver-Hawkeye Arena. Leading by a single point midway through the first half, Iowa used a 15-1 scoring run over the final seven minutes of the half to take a 36-21 lead at intermission. Iowa dominated the second half by a 43-25 margin to put the game away midway through the second period. The Hawkeyes shot 47.4% from the field, held a 42-34 rebounding advantage and made 22-31 (71%) free throws.

The Iowa defense had another strong outing, as UTSA shot just 35.7% from the field and 28.6% from three-point range. The Hawkeyes forced 23 turnovers while collecting 11 steals while no Iowa player saw more than 27 minutes of action.

Junior Adam Haluska led Iowa's balanced scoring attack with 15 points, while Greg Brunner added 14, Jeff Horner 13 and sophomore Alex Thompson a career-high 11. Doug Thomas led Iowa with eight rebounds and Haluska added seven, while Horner and freshman Tony Freeman each had four assists.

TEXAS-SAN ANTONIO - - 46

Name	FG	3-PT	FT	RB	PF	TP	A	TO	BK	S	MN
Rodgers	1-5	0-0	0-0	3	4	2	1	2	0	3	13
Ojougboh	2-6	0-0	1-3	1	1	5	3	3	2	1	29
Owens	7-15	1-2	0-0	5	3	15	1	5	0	0	28
Attaway	0-4	0-2	1-2	4	1	1	5	5	0	2	32
Young	3-5	0-1	0-0	3	4	6	0	1	0	0	18
Byrd	2-5	0-1	0-0	2	1	4	1	4	0	0	25
Reynolds	0-1	0-1	0-0	1	1	0	2	0	0	1	7
Maiden	0-1	0-0	0-0	0	1	0	0	0	0	0	8
Thompson	1-2	0-1	0-0	4	1	2	0	1	0	0	9
Bernard	4-9	3-4	0-0	1	3	11	0	1	1	1	20
Donlon	0-3	0-1	0-0	4	2	0	0	1	0	0	11
Team				6							
Totals	20-56	4-14	2-5	34	22	46	13	23	3	8	200
	FG%:	.357	FT%:	.286		3PT%:	.400				

IOWA - - 79

Name	FG	3-PT	FT	RB	PF	TP	A	TO	BK	S	MN
Brunner	3-5	0-0	8-10	6	3	14	3	2	0	1	25
Hansen	3-9	0-0	2-3	4	1	8	1	1	1	1	20
Haluska	6-10	1-2	2-3	7	1	15	1	1	0	1	27
Horner	4-10	1-4	4-4	3	2	13	4	1	1	1	26
Henderson	1-2	0-0	2-2	1	0	4	1	2	0	1	16
Thompson	4-6	1-2	2-2	6	1	11	0	2	0	1	18
Freeman	0-2	0-1	1-2	3	1	1	4	2	0	0	22
Wieck	0-1	0-0	0-0	0	0	0	0	0	0	0	3
Thomas	1-3	0-0	1-5	8	4	3	0	2	2	1	17
Reed	3-7	0-4	0-0	0	0	6	3	0	0	3	17
Gorney	2-2	0-0	0-0	1	0	4	0	0	0	1	9
Team				3							
Totals	27-57	3-13	22-31	42	13	79	17	13	4	11	200
	FG%:	.474	3PT%:	.231		FT%:	.710				

Score by Periods:

Texas-San Antonio	21	25	46
Iowa	36	43	79

Attendance: 9,683

(6) **IOWA 45, NORTH CAROLINA STATE 42**
November 30, 2005, Carver-Hawkeye Arena, Iowa City, IA

Iowa used a 10-0 scoring run over a six minute period late in the game to defeat 21st-ranked North Carolina State 45-42 in Iowa City as part of the Big Ten/ACC Challenge. Trailing 35-31 with 9:52 to play, Iowa began its scoring run with a jumper by Erek Hansen and tied the game on two free throws by Mike Henderson. Iowa took the lead for good on a basket by Greg Brunner with five minutes to play. Adam Haluska scored two baskets after turnovers to increase the advantage to 41-35 with 3:55 remaining. NC State cut the margin in half on a three-point basket before Brunner added another basket and Jeff Horner scored Iowa's final points on a jumper with 1:17 to play. The Wolfpack cut the margin to 45-42 with 56 seconds left and got the ball back after an Iowa miss with 20 seconds to play. A final three-point attempt by NC State in the last two seconds was off target and Iowa had the hard fought win.

Iowa's defense was outstanding once again, as NC State shot just 34% from the field and 16.7% from three point range. Iowa collected 11 steals while forcing 24 turnovers and blocked five shots.

Haluska led Iowa's scoring with 18 points and Horner added 11. Erek Hansen led the Hawkeyes with eight rebounds and Haluska and Brunner each collected six. Horner added six assists and Haluska had three steals.

NC STATE - - 42

Name	FG	3-PT	FT	RB	PF	TP	A	TO	BK	S	MN
Evtimov	3-12	2-9	0-0	4	2	8	2	0	0	0	35
Brackman	2-7	0-1	1-3	7	3	5	1	4	1	1	30
Simmons	5-8	0-0	3-5	13	2	13	5	4	6	1	36
Grant	2-7	0-1	1-2	3	1	5	3	5	0	0	24
Atsur	2-4	0-2	0-0	1	3	4	0	5	0	1	25
Bennerman	2-7	0-2	0-0	3	1	4	0	1	0	1	29
Bethel	1-5	1-3	0-0	4	3	3	0	3	0	2	21
Team				3				2			
Totals	17-50	3-18	5-10	38	15	42	11	24	7	6	200
	FG%:	.340	FT%:	.167		3PT%:	.500				

IOWA - - 45

Name	FG	3-PT	FT	RB	PF	TP	A	TO	BK	S	MN
Brunner	4-14	1-2	0-0	6	3	9	3	2	0	2	30
Hansen	1-2	0-0	0-0	8	4	2	0	1	3	2	23
Haluska	7-17	0-4	4-5	6	2	18	1	2	0	3	32
Horner	4-11	1-4	2-2	4	1	11	6	5	0	2	38
Henderson	0-2	0-0	2-2	3	0	2	0	4	0	2	30
Thompson	0-3	0-0	0-0	1	1	0	0	0	0	0	13
Freeman	0-3	0-1	0-0	2	1	0	0	2	0	0	11
Thomas	1-4	0-0	1-2	5	0	3	0	1	2	0	12
Reed	0-1	0-1	0-0	1	0	0	0	1	0	0	8
Gorney	0-0	0-0	0-0	2	0	0	0	1	0	0	3
Team				2							
Totals	17-57	2-12	9-11	40	12	45	10	19	5	11	200
	FG%:	.298	3PT%:	.167		FT%:	.818				

Score by Periods:

North Carolina State	22	20	42
Iowa	25	20	45

Attendance: 13,043

2005-06 Game Summaries

(7) **IOWA 75, FAIRFIELD 59**
December 2, 2005, Carver-Hawkeye Arena, Iowa City, IA

Greg Brunner recorded his second double-double of the season to lead Iowa's offensive attack in a 75-59 win over Fairfield in the first round of the Hawkeye Challenge. Brunner connected on all eight of his field goal attempts and 7-8 free throws, scoring a season-high 23 points and grabbing 11 rebounds. Jeff Horner joined Brunner in the double-double column, adding 12 points and 10 assists, while also grabbing eight rebounds and leading the team with two steals.

Fairfield stayed in the game by connecting on 12-29 three point attempts and forcing 20 Hawkeye turnovers. Iowa shot 52% from the field in each half and led 32-29 at the break. The Hawkeyes led throughout the final 20 minutes, but a pair of three-pointers allowed Fairfield to cut the Iowa advantage to five points with 3:32 remaining. Iowa then scored the next 12 points over the final three minutes to secure the win.

The Hawkeye defense held Fairfield to 26.9% shooting from the field, as the Stags made just 6-38 (15.8%) of their two-point field goal attempts. Iowa also blocked 11 shots, just one shy of the school record for blocks in a game.

Iowa won the rebounding battle by a 42-35 margin and shot 52.1% from the field and 83.3% from the free throw line. Adam Haluska scored 11 points to join Brunner and Horner in double figures and he added five rebounds. Center Erik Hansen led Iowa's interior defense, matching his career-best with seven blocks while also adding eight points and six rebounds.

FAIRFIELD - - 59

Name	FG	3-PT	FT	RB	PF	TP	A	TO	BK	S	MN
Bell	4-10	3-8	0-0	6	3	11	2	3	0	0	33
Van Schaick	4-11	3-7	6-6	7	1	17	1	2	0	2	34
Carter	0-5	0-1	2-2	3	4	2	1	3	0	2	33
Todd	3-15	0-0	0-0	5	1	6	2	0	0	2	32
Han	4-13	4-9	3-7	5	4	15	7	3	0	2	35
Oglesby	3-10	2-3	0-0	2	2	8	2	0	0	1	21
Allen	0-2	0-0	0-0	0	0	0	0	0	0	0	3
Reedal	0-1	0-1	0-0	0	2	0	0	1	0	0	3
Middleton	0-0	0-0	0-0	1	2	0	0	0	0	0	6
Team				6		1					
Totals	18-67	12-29	11-15	35	19	59	15	13	0	9	200
	FG%: .269	FT%: .414	3PT%: .733								

IOWA - - 75

Name	FG	3-PT	FT	RB	PF	TP	A	TO	BK	S	MN
Brunner	8-8	0-0	7-8	11	1	23	2	2	2	0	32
Hansen	3-4	0-0	2-2	6	2	8	1	1	7	1	22
Haluska	4-9	1-5	2-2	5	0	11	4	3	0	0	31
Horner	3-10	2-7	4-4	8	1	12	10	2	1	2	34
Henderson	3-5	0-0	2-4	3	1	8	0	3	1	0	23
Thompson	1-2	0-0	2-2	1	1	4	0	1	0	0	13
Freeman	3-5	2-4	0-0	1	2	8	2	4	0	0	22
Thomas	0-1	0-0	0-0	4	3	0	0	2	0	0	12
Reed	0-4	0-2	1-2	2	0	1	2	2	0	0	11
Team				1							
Totals	25-48	5-18	20-24	42	11	75	21	20	11	3	200
	FG%: .521	3PT%: .278	FT%: .833								

Score by Periods: Attendance: 10,001

Fairfield	29	30	59
Iowa	32	43	75

(8) **IOWA 72, VALPARAISO 59**
December 3, 2005, Carver-Hawkeye Arena, Iowa City, IA

Senior guard Jeff Horner scored a season-high 19 points and handed out six assists in leading Iowa to a 72-59 win over Valparaiso in the Hawkeye Challenge, giving Iowa its fourth straight win. Horner received scoring support from Mike Henderson (15) and Adam Haluska (14), while fellow senior Greg Brunner led Iowa with 13 rebounds.

Iowa led by as many as 11 points in the first half before taking a 34-27 halftime advantage. Valparaiso cut the deficit to three points early in the second half before Henderson scored seven straight points to stretch Iowa's advantage to eight at the 14-minute mark. Two free throws and a lay-up on the break by Horner gave Iowa a 58-47 advantage with 6:47 to play and the Hawkeyes led by 10 or more points the rest of the way.

The Hawkeyes shot 41.4% from the field and 81% from the free throw line, while winning the rebounding battle 43-35 and holding Valpo to 38.5% shooting.

Horner earned tournament MVP honors while Haluska and Brunner were also named to the all-tournament team. Horner had 16 assists in the two games, while Brunner collected 24 rebounds in the tournament.

VALPARAISO - - 59

Name	FG	3-PT	FT	RB	PF	TP	A	TO	BK	S	MN
Howard	3-9	0-0	0-0	4	4	6	1	3	1	1	30
Oppland	11-19	1-5	0-1	7	3	23	0	2	0	1	38
Kone	3-14	1-4	3-6	10	3	10	3	0	3	0	34
Miles	2-8	0-3	0-0	1	3	4	2	2	0	0	17
Loyd	2-5	0-2	0-0	3	4	4	4	4	0	3	20
Igbavboa	0-1	0-0	0-0	0	0	0	0	1	0	0	3
Colclasure	1-2	0-1	2-2	1	1	4	1	0	0	0	15
Berdie	1-3	1-3	1-2	4	4	4	2	1	0	2	23
Huff	2-3	0-0	0-0	2	0	4	0	0	0	0	20
Team				2							
Totals	25-64	3-18	6-11	34	22	59	13	13	4	7	200
	FG%: .385	FT%: .545	3PT%: .158								

IOWA - - 72

Name	FG	3-PT	FT	RB	PF	TP	A	TO	BK	S	MN
Brunner	3-11	1-2	2-2	13	1	9	1	6	0	0	33
Hansen	3-7	0-0	0-0	5	4	6	0	0	3	0	25
Haluska	5-12	2-4	2-2	6	0	14	0	1	0	1	36
Horner	4-13	2-7	9-12	3	2	19	6	2	0	2	39
Henderson	5-6	1-2	4-5	6	3	15	5	1	0	0	26
Thompson	1-1	0-0	0-0	0	0	2	1	1	1	1	10
Freeman	2-5	1-2	0-0	0	1	5	0	2	0	0	14
Thomas	1-4	0-0	0-0	3	2	2	0	2	2	1	13
Reed	0-0	0-0	0-0	0	0	0	0	1	0	0	4
Team				8		1					
Totals	14-59	7-17	17-21	44	13	72	13	17	6	5	200
	FG%: .414	3PT%: .438	FT%: .810								

Score by Periods: Attendance: 9,804

Valparaiso	37	32	59
Iowa	34	38	72

2005-06 Game Summaries

(9) NORTHERN IOWA 67, IOWA 63 (OT)
December 6, 2005, UNI-Dome, Cedar Falls, IA

Northern Iowa outscored the Hawkeyes 11-7 in overtime, taking a 67-63 win at the UNI-Dome. The game was even throughout, especially in the second half. Iowa led by as many as nine points in the opening half and held a 31-24 halftime advantage. Northern Iowa closed the gap early in the second half, but never took the lead until the last few minutes. Iowa's Greg Brunner gave his team a 54-53 lead with 1:56 to play before the Panthers took a 56-54 advantage on a three-point basket. Brunner added two free throws with 41 seconds to play to knot the score at 56 and the teams headed to overtime after UNI missed two potential game-winning shots in the final seconds.

Mike Henderson scored Iowa's first four points in the overtime period, giving the Hawkeyes a 60-59 advantage. After UNI took the lead on another three-point basket, the Hawkeyes were unable to score again until the Panthers had built a 65-60 margin. Brunner added a three-pointer with 14 seconds to play to cut the margin to two, but the Panthers made their final two free throws to secure the win.

Brunner led Iowa with his third double-double of the season, collecting a season-high 26 points and 10 rebounds. Jeff Horner added 10 points before leaving the game late in regulation with an injury. Adam Haluska led Iowa with three assists and three steals, while Erik Hansen added eight points and four blocked shots.

IOWA - - 63

Name	FG	3-PT	FT	RB	PF	TP	A	TO	BK	S	MN
Brunner	10-22	3-5	3-4	10	2	26	2	1	0	0	39
Hansen	4-8	0-0	0-0	1	2	8	0	2	4	0	21
Haluska	1-7	1-4	0-0	2	2	3	3	3	1	3	42
Horner	3-5	2-4	2-2	3	0	10	2	2	0	2	35
Henderson	1-3	0-2	2-2	2	1	4	2	2	0	0	27
Thompson	2-4	0-0	0-2	3	3	4	2	1	0	1	17
Freeman	3-6	2-5	0-0	3	2	8	1	1	0	0	26
Thomas	0-1	0-0	0-0	1	3	0	0	2	0	0	14
Reed	0-0	0-0	0-0	1	0	0	0	0	0	0	4
Team				6							
Totals	24-56	8-20	7-10	32	15	63	12	14	5	6	225
	FG%: .429	3PT%: .400	FT%: .700								

NORTHERN IOWA - - 67

Name	FG	3-PT	FT	RB	PF	TP	A	TO	BK	S	MN
Stout	5-11	1-4	0-0	9	4	11	2	3	4	0	35
Coleman	8-14	0-0	3-4	6	1	19	2	3	1	1	41
Crawford	2-8	1-3	4-4	4	0	9	5	3	0	1	37
Jacobson	6-14	3-8	1-2	7	1	16	3	4	0	0	41
McKowen	2-5	2-5	0-0	5	3	6	3	3	0	2	40
Little	1-2	1-2	1-2	3	1	4	1	1	0	0	21
Josten	0-1	0-0	0-0	0	0	0	0	0	0	0	5
Santos	1-1	0-0	0-0	1	0	2	0	0	0	0	5
Team				1							
Totals	25-56	8-22	9-12	36	10	67	16	17	5	4	225
	FG%: .446	3PT%: .364	FT%: .750								

Score by Periods: Attendance: 13,288

Iowa	31	25	7	63
Northern Iowa	24	32	11	67

(10) IOWA STATE 72, IOWA 60
December 9, 2005, Hilton Coliseum, Ames, IA

Playing without senior guard Jeff Horner for the first time in 103 games, Iowa was guilty of 20 turnovers in a 72-60 loss at Iowa State. ISU collected 13 steals and scored 12 fast break points to Iowa's two. Iowa played well in the early going, building as much as a six point advantage, 16-10, with 11 minutes left in the half. The Hawkeyes still led by two, 29-27, with 2:50 remaining in the opening period before ISU closed the half with an 8-1 scoring run.

Trailing 35-30 at halftime, Iowa saw the Cyclones take advantage of turnovers and quick shots in building a large lead in the first 10 minutes of the second half. Iowa found its inside game in the late going, but could get no closer than 11 points in the final five minutes.

The Hawkeyes shot just 34% from the field and 13.3% (2-15) from three-point range. Iowa won the rebounding battle, 44-39, but had just seven assists and eight steals.

Adam Haluska led Iowa's scoring attack with 16 points and he also added four rebounds and four assists. Greg Brunner recorded his fourth double-double of the season with 11 points and 12 rebounds. Erik Hansen matched his career scoring high with 14 points, while also collecting seven rebounds and four blocked shots.

IOWA - - 60

Name	FG	3-PT	FT	RB	PF	TP	A	TO	BK	S	MN
Haluska	4-13	0-4	8-10	4	1	16	4	3	0	1	38
Freeman	3-8	2-6	0-0	1	5	8	2	5	0	3	30
Hansen	6-7	0-0	2-5	7	2	14	0	1	4	0	22
Henderson	1-6	0-2	3-4	5	1	5	0	5	1	1	31
Brunner	2-8	0-0	7-8	12	4	11	1	2	0	2	32
Wieck	0-0	0-0	0-0	0	1	0	0	0	0	0	2
Thomas	1-4	0-0	2-4	3	3	4	0	1	0	1	15
Reed	0-4	0-2	0-2	2	0	0	0	0	0	0	9
Thompson	1-3	0-1	0-0	6	1	2	0	3	0	0	19
Gorney	0-0	0-0	0-0	1	1	0	0	0	0	0	2
Team				3							
Totals	18-53	2-15	22-33	44	19	60	7	20	5	8	200
	FG%: .340	3PT%: .133	FT%: .667								

IOWA STATE - - 72

Name	FG	3-PT	FT	RB	PF	TP	A	TO	BK	S	MN
Stinson	8-17	2-5	2-5	5	3	20	5	5	0	4	38
Blalock	4-12	1-3	2-3	4	1	11	8	4	0	1	33
Clark	6-12	3-7	2-2	3	2	17	1	0	1	3	26
Davis	1-5	0-1	3-4	5	2	5	0	3	0	0	24
Hubalek	6-10	0-2	1-1	8	5	13	1	1	3	3	28
Taggart	0-1	0-0	0-0	3	2	0	0	1	0	0	7
Carr	3-9	0-2	0-2	4	3	6	0	1	0	2	22
Neal	0-0	0-0	0-0	0	0	0	0	0	0	0	1
Marsden	0-0	0-0	0-2	6	2	0	0	0	1	0	21
Team				1							
Totals	28-66	6-20	10-19	39	20	72	15	15	5	13	200
	FG%: .424	3PT%: .300	FT%: .526								

Score by Periods: Attendance: 14,092

Iowa	30	30	60
Iowa State	35	37	72

2005-06 Game Summaries

(11) IOWA 62, ARIZONA STATE 43 December 17, 2005, Carver-Hawkeye Arena, Iowa City, IA

Iowa used another solid defensive performance in taking a 62-43 win over Arizona State, snapping a two-game losing streak. The Hawkeyes held the Sun Devils to just 12 points in the first half, building a 28-12 halftime advantage. ASU shot just 26.1% from the field in the opening 20 minutes and just 34% for the game. ASU entered the game as one of the top three-point teams in the nation, but Iowa held the visitors to 23.1% (3-13) from behind the line.

Iowa started slow on offense as well while playing its second straight game without senior guard Jeff Horner. Iowa led 13-8 when Adam Haluska, Mike Henderson and Carlton Reed each hit a three-point basket during a three minute stretch that saw Iowa increase the margin to 24-10 with four minutes left in the half.

ASU was able to close the margin to 10 points at just one point in the second half, but Iowa responded with a 14-2 scoring run and eventually led by as many as 22 points in the closing minutes. Iowa won the rebounding battle 41-35 and forced 17 ASU turnovers.

Haluska led Iowa's scoring attack with 17 points, as he hit 4-8 field goals, 3-6 treys and 6-6 free throws. Greg Brunner added 12 points and a career-high 15 rebounds and Henderson scored 10. Freshman Tony Freeman added a career-best seven assists, Carlton Reed had a season-high nine points and Alex Thompson had six rebounds.

ARIZONA STATE - - 43

Name	FG	3-PT	FT	RB	PF	TP	A	TO	BK	S	MN
Atuahene	2-2	0-0	0-0	4	3	4	2	3	0	0	25
Angounou	4-10	0-0	0-0	6	4	8	0	1	0	2	27
Pendergraph	3-9	0-0	0-1	5	2	6	0	3	1	0	17
Kruger	3-13	2-8	4-5	3	3	12	6	2	0	2	36
Jackson	1-5	0-2	0-0	4	2	2	1	0	0	0	29
Morill	0-1	0-0	0-0	0	0	0	0	0	0	0	4
Krueger	4-11	1-3	0-0	2	4	9	0	3	1	1	30
Seay	1-1	0-0	0-0	1	0	2	0	0	0	0	1
Claudino	0-0	0-0	0-0	0	1	0	0	0	0	0	7
Austin	0-1	0-0	0-2	3	0	0	0	0	1	0	9
Goldstein	0-0	0-0	0-0	5	4	0	1	4	1	0	15
Team				2				1			
Totals	18-53	3-13	4-8	35	23	43	10	17	4	5	200
	FG%: .340		FT%: .231			3PT%: .500					

IOWA - - 62

Name	FG	3-PT	FT	RB	PF	TP	A	TO	BK	S	MN
Brunner	5-10	0-1	2-7	15	2	12	2	3	0	0	31
Hansen	2-3	0-0	0-0	0	3	4	0	0	3	1	17
Haluska	4-8	3-6	6-6	5	0	17	3	0	0	2	37
Freeman	2-7	0-4	2-4	1	1	6	7	4	0	0	25
Henderson	3-10	1-4	3-4	5	0	10	3	4	0	0	31
Thompson	0-5	0-0	0-1	6	2	0	0	0	0	0	16
Thomas	2-4	0-0	0-1	4	2	4	0	0	0	0	15
Reed	3-5	1-2	2-3	2	1	9	0	2	0	1	22
Gorney	0-0	0-0	0-0	0	0	0	0	0	0	0	6
Team				3							
Totals	21-52	5-17	15-26	41	11	62	15	13	3	4	200
	FG%: .404		3PT%: .294			FT%: .577					

Score by Periods:

Arizona State	12	31	43
Iowa	28	34	62

Attendance: 10,902

(12) IOWA 65, DRAKE 60 December 20, 2005, Carver-Hawkeye Arena, Iowa City, IA

Iowa rallied from a three-point deficit in the final three minutes to score a 65-60 win over Drake in Carver-Hawkeye Arena. The Hawkeyes got off to a slow start, trailing 11-2 after five minutes. The Hawkeyes were able to settle down and finally moved ahead with nine minutes left in the first half. Iowa used a 9-3 scoring spurt in the final five minutes of the half for a 29-25 lead at intermission.

The Hawkeyes started fast in the second half, moving to a 34-25 advantage in the first minute of the period. Drake rallied from there, finally taking a one-point lead with 7:41 remaining. The teams remained even the rest of the way before Drake took a 58-55 advantage with 3:10 remaining. Doug Thomas scored on a dunk with three minutes to play and Adam Haluska hit a three-pointer to give Iowa a 60-58 advantage with 1:36 remaining. After Drake again tied the score, Haluska hit a second three-point basket with 32 seconds to play. Greg Brunner grabbed a defensive rebound on Drake's next miss and added one of two free throws with 17 seconds left. Following another Drake miss, Thomas scored the final point of the game on a free throw and Iowa had its 27th straight win over the Bulldogs.

Brunner led Iowa with 17 points and 12 rebounds, collecting his fourth consecutive double-double. Mike Henderson added 12 points and eight rebounds and Thomas had 11 points, eight rebounds and four blocked shots. Haluska scored 11 points and led Iowa with six assists and three steals. Iowa held Drake to 37.1% field goal shooting and won the rebounding battle 39-35.

DRAKE - - 60

Name	FG	3-PT	FT	RB	PF	TP	A	TO	BK	S	MN
Calvin	3-12	0-0	0-0	3	2	6	0	1	0	1	25
Keita	7-13	0-0	1-1	7	1	15	0	2	0	0	26
Stewart	2-7	0-1	0-0	2	4	4	9	3	0	2	29
Grant	1-6	0-0	1-1	3	3	3	2	1	0	3	20
Brooks	4-6	2-4	3-3	6	1	13	0	4	0	0	25
Bryant	3-7	3-6	2-2	1	0	11	1	2	0	0	20
Hemmskerk	2-3	1-1	0-1	2	3	5	0	1	0	0	13
Houston	0-1	0-1	0-0	2	2	0	1	1	0	1	11
Baryenbruch	0-0	0-0	0-0	0	0	0	0	1	0	2	5
Emmeneker	0-0	0-0	0-0	0	0	0	1	0	0	0	6
Tracy	0-2	0-0	0-0	1	2	0	0	0	0	0	4
Cox	1-5	0-2	1-2	2	1	3	1	0	0	0	16
Team				6							
Totals	23-62	6-15	8-10	35	19	60	15	16	0	9	200
	FG%: .371		FT%: .400			3PT%: .800					

IOWA - - 65

Name	FG	3-PT	FT	RB	PF	TP	A	TO	BK	S	MN
Brunner	6-13	1-2	4-7	12	2	17	0	4	0	1	33
Hansen	0-1	0-0	0-0	0	2	0	0	3	3	0	15
Haluska	4-12	3-11	0-0	3	3	11	6	2	1	3	36
Freeman	2-5	2-4	0-0	1	1	6	2	2	0	0	21
Henderson	4-6	0-0	4-4	8	3	12	4	3	0	1	37
Thompson	1-3	0-2	0-0	1	2	2	0	1	0	0	16
Thomas	4-7	0-0	3-5	8	4	11	1	1	4	0	22
Reed	2-7	0-4	2-2	2	0	6	1	1	0	2	20
Team				4							
Totals	23-54	6-23	13-18	39	17	65	14	17	8	7	200
	FG%: .426		3PT%: .261			FT%: .722					

Score by Periods:

Drake	25	35	60
Iowa	29	36	65

Attendance: 9,732

2005-06 Game Summaries

(13) IOWA 73, ROBERT MORRIS 51
December 22, 2005, Carver-Hawkeye Arena, Iowa City, IA

Iowa used an 18-5 scoring run over the final eight minutes of the first half to take complete control, and the Hawkeyes went on to a 73-51 win over Robert Morris in their final non-conference home game of the season.

Leading 23-17, Iowa picked up the pace late in the first half to build a 41-22 margin by intermission. Iowa shot 45.7% from the field in the first half, while Robert Morris shot just 25%. The visitors improved to 36.7% shooting over the final 20 minutes as Iowa picked up in the second half where it ended the first. Robert Morris was never able to get closer than 15 points, and that came with just under four minutes left to play.

Iowa used a balanced attack and strong play from its reserves to win its third straight game. Adam Haluska led the Iowa scoring with 18 points, as he hit 7-14 field goal attempts and 4-7 three-pointers. Greg Brunner added 15 points and 10 rebounds, recording his fifth straight double-double. Doug Thomas added 10 points and four rebounds and Mike Henderson added eight points, four rebounds, six assists and four steals. Along with his 18 points, Haluska added nine rebounds and four assists.

Iowa shot 45.3% from the field for the game and won the rebounding battle 46-26. Iowa also collected nine steals and seven blocked shots while forcing 17 turnovers.

ROBERT MORRIS - - 51

Name	FG	3-PT	FT	RB	PF	TP	A	TO	BK	S	MN
Jackson	1-10	0-2	0-0	5	5	2	0	2	0	0	29
Boston	4-12	1-6	0-0	4	4	9	2	3	0	1	36
Coleman	3-9	2-6	0-0	3	1	8	0	3	0	5	38
Chappell	5-10	1-3	0-0	12	1	11	1	2	3	2	36
Lee	4-12	0-1	9-10	9	1	17	2	2	0	2	36
Lancaster	0-3	0-1	0-0	3	0	0	0	1	0	0	9
Clark	1-2	0-1	0-0	0	0	2	0	2	0	1	11
Senat	0-1	0-0	0-0	0	0	0	0	0	0	0	4
Palmer	1-3	0-0	0-0	0	3	2	0	1	1	0	10
Team								1			
Totals	19-62	4-20	9-10	36	15	51	5	17	4	11	200
	FG%: .306	FT%: .200	3PT%: .900								

IOWA - - 73

Name	FG	3-PT	FT	RB	PF	TP	A	TO	BK	S	MN
Brunner	6-10	0-1	3-4	10	2	15	2	1	1	0	28
Hansen	1-5	0-0	2-3	5	2	4	0	2	4	0	15
Haluska	7-14	4-7	0-0	9	1	18	4	0	1	0	33
Freeman	3-4	1-2	0-0	2	2	7	4	6	0	2	29
Henderson	4-11	0-0	0-0	4	3	8	6	1	0	4	33
Thompson	2-6	0-0	0-0	3	1	4	1	0	0	0	16
Wieck	0-1	0-0	0-0	4	0	0	1	2	0	0	6
Wessels	1-1	1-1	0-0	0	0	3	0	0	0	0	2
Thomas	4-5	0-0	2-4	4	1	10	1	3	1	3	19
Reed	1-6	1-5	1-2	3	0	4	1	1	0	0	17
Gorney	0-1	0-0	0-0	0	0	0	0	0	0	0	2
Team								2			
Totals	29-64	7-16	8-13	46	12	73	20	16	7	9	200
	FG%: .453	3PT%: .438	FT%: .615								

Score by Periods: Attendance: 9,985

Robert Morris	22	29	51
Iowa	41	32	73

(14) IOWA 60, SAINT LOUIS 50
December 30, 2005, Savvis Center, St. Louis, MO

Iowa closed the non-conference portion of the schedule with a 60-50 win at Saint Louis, earning its fourth straight win. The Hawkeyes used a 15-5 scoring run over the final five minutes of the first half to take a 36-28 advantage at the break. Iowa maintained its advantage throughout the second half, but led by just five after two Billiken free throws with two minutes remaining. Jeff Horner connected on a three-point basket to beat the shot clock with 1:22 remaining to give Iowa some breathing room. Saint Louis was never closer than six the rest of the way. Both Horner and freshman Tony Freeman added a pair of free throws in the final minute to secure the win.

Horner returned to action for the first time since suffering a knee injury on Dec. 6. He collected 17 points, six assists and two steals in 36 minutes. Junior Adam Haluska hit 4-6 three-pointers and matched Horner with 17 points. Greg Brunner led Iowa with eight rebounds and Carlton Reed scored six points, hitting two key three-point baskets in the first half to key Iowa's flurry at the end of the period.

Iowa shot 42.9% from the field and a season-best 52.6% (10-19) from three-point range. The Hawkeyes held Saint Louis to 36% shooting, including 2-13 (15.4%) from three-point range.

IOWA - - 60

Name	FG	3-PT	FT	RB	PF	TP	A	TO	BK	S	MN
Brunner	3-9	0-1	0-0	8	2	6	2	4	0	1	31
Hansen	3-3	0-0	0-1	4	4	6	1	1	0	1	22
Haluska	6-10	4-6	1-2	5	2	17	2	1	0	0	30
Hornere	5-13	3-6	4-5	2	2	17	6	2	0	2	36
Henderson	1-2	1-1	0-0	3	0	3	0	2	0	0	22
Thompson	0-2	0-0	0-0	0	0	0	1	0	1	0	9
Freeman	0-3	0-2	2-2	1	0	2	0	0	0	0	17
Thomas	1-3	0-0	1-2	4	4	3	1	0	0	0	14
Reed	2-4	2-3	0-0	2	0	6	1	1	0	1	15
Gorney	0-0	0-0	0-0	0	1	0	1	0	0	0	4
Team								3			
Totals	21-49	10-19	8-12	32	15	60	15	11	1	5	200
	FG%: .429	3PT%: .526	FT%: .667								

SAINT LOUIS - - 50

Name	FG	3-PT	FT	RB	PF	TP	A	TO	BK	S	MN
Johnson	2-6	0-0	0-0	6	4	4	0	2	1	0	23
Vouyoukas	4-10	0-0	9-12	12	2	17	2	2	3	0	37
Polk	2-8	1-4	1-2	2	3	6	4	2	0	1	34
Lisch	4-11	1-7	1-2	2	1	10	0	0	0	4	32
Liddell	6-12	0-1	0-2	8	1	12	2	4	1	2	40
Brown	0-1	0-0	0-0	1	1	0	0	0	0	0	14
Newborne	0-2	0-1	1-2	1	1	1	0	0	0	0	17
Husak	0-0	0-0	0-0	1	0	0	0	0	0	0	3
Team								2			
Totals	18-50	2-13	12-20	35	13	50	8	10	5	7	200
	FG%: .360	3PT%: .154	FT%: .600								

Score by Periods: Attendance: 10,489

Iowa	36	24	60
Saint Louis	28	22	50

2005-06 Game Summaries

(15) WISCONSIN 66, IOWA 52

January 5, 2006, The Kohl Center, Madison, WI

Poor shooting from the field in the second half proved to be the difference as Iowa dropped a 66-52 decision at Wisconsin. The Hawkeyes shot 46.2% from the field while building a 34-32 halftime advantage, including 57.1% (4-7) from three-point range. But that changed in the final 20 minutes. The Hawkeyes misfired on their first 13 field goal attempts of the second half before Jeff Horner connected on a three-pointer with 11:46 to play. By that time, the Badgers had built a seven point advantage and, after Wisconsin answered with a three-pointer with 11:04 remaining, Iowa was never closer than 10 points the rest of the way.

The Hawkeyes made just 5-30 (16.7%) of their field goal attempts in the second half and shot 30.4% for the game. The 18 points in the second half is the lowest second half total for a Steve Alford coached Iowa team. Iowa made just 1-10 treys in the second half.

Iowa stayed in the contest by hitting 13-17 free throws, by holding a 41-36 rebounding advantage and by committing just 11 turnovers. Wisconsin shot 46.7% from the field in the game, becoming just the fifth Iowa opponent to shoot 40% or better from the field.

Horner and Adam Haluska led Iowa's scoring attack with 11 points each, while Doug Thomas came off the bench to add 10 points and eight rebounds. Greg Brunner scored eight points and led both teams with 10 rebounds.

IOWA - - 52

Name	FG	3-PT	FT	RB	PF	TP	A	TO	BK	S	MN
Brunner	2-8	0-0	4-6	10	3	8	3	1	0	0	28
Hansen	2-5	0-0	0-0	5	2	4	0	1	3	0	11
Haluska	3-11	1-7	4-4	2	5	11	1	3	0	1	27
Horner	4-12	3-7	0-0	3	2	11	3	3	0	1	37
Henderson	1-1	0-0	0-0	2	0	2	1	1	0	0	26
Thompson	0-3	0-0	0-0	5	1	0	0	0	0	0	17
Freeman	1-3	1-3	0-0	2	1	3	2	0	0	0	14
Wieck	0-0	0-0	2-2	1	0	2	0	0	0	0	1
Wessels	0-0	0-0	0-0	0	0	0	0	0	0	0	1
Thomas	4-13	0-0	2-3	8	2	10	2	0	1	0	27
Reed	0-0	0-0	0-0	0	1	0	0	1	0	0	5
Gorney	0-0	0-0	1-2	1	1	1	0	1	1	0	6
Team				2							
Totals	17-56	5-17	13-17	41	18	52	12	11	5	2	200
	FG%: .304	FT%: .294	3PT%: .765								

WISCONSIN - - 66

Name	FG	3-PT	FT	RB	PF	TP	A	TO	BK	S	MN
Chappell	0-0	0-0	0-0	3	4	0	4	1	0	0	13
Tucker	12-22	2-3	1-5	5	0	27	1	1	0	2	35
Butch	3-9	1-3	0-0	8	2	7	0	0	0	1	28
Nixon	0-2	0-2	0-0	1	0	0	4	0	0	0	20
Taylor	5-14	1-4	0-0	4	0	11	4	2	0	1	37
Landry	3-5	1-1	0-0	1	2	7	1	1	0	1	19
Barry	0-0	0-0	0-0	1	0	0	0	0	0	0	1
Bronson	0-0	0-0	0-0	0	0	0	0	0	0	0	1
Cain	0-0	0-0	0-0	0	0	0	0	0	0	0	1
Flowers	3-6	1-3	0-0	8	1	7	2	0	0	1	22
Stiemsma	0-0	0-0	0-1	4	4	0	4	1	5	3	17
Gullikson	0-0	0-0	2-2	0	1	2	0	0	0	0	1
Krabbenhoft	2-2	1-1	0-0	0	0	5	0	0	0	0	5
Team				1							
Totals	28-60	7-17	3-8	36	14	66	20	6	5	9	200
	FG%: .467	3PT%: .412	FT%: .3750								

Score by Periods:

Iowa	34	18	52
Wisconsin	32	34	66

Attendance: 17,142

(16) IOWA 63, ILLINOIS 48

January 7, 2006, Carver-Hawkeye Arena, Iowa City, IA

Iowa shot 52.6% from the field in the second half and used a solid defensive performance to take a 63-48 win over sixth-ranked Illinois. Both teams struggled to score in the first half, as Illinois shot 29.6% and Iowa just 25% from the field. The Hawkeyes held Illinois scoreless for the final four minutes of the period and scored the final four points to take a 21-19 lead at the break.

The Hawkeyes scored the first basket of the second half and never trailed in the final 20 minutes. Iowa led by 10 with 12 minutes to play before Illinois rallied within three points with 8:18 remaining. Two free throws by Adam Haluska and a basket by Mike Henderson gave Iowa a 45-38 cushion with six minutes remaining and Illinois could get no closer than six points the rest of the way. Iowa made all eight of its free throw attempts in the final minute to secure the win over the team that advanced to the 2005 NCAA title game.

Iowa ended the contest shooting 35.3% from the field and the Hawkeyes made 24-32 (75%) of their free throw attempts. The Hawkeyes also held a 45-32 rebounding advantage. Illinois shot just 34.6% from the field and made just 5-26 (19.2%) three-point attempts and 7-15 (46.7%) free throws.

Jeff Horner led Iowa with 16 points, six rebounds, six assists and three steals. Haluska added 15 points and Henderson scored 10. Greg Brunner led all players with 12 rebounds and he scored eight points. Erek Hansen added eight points, four rebounds and two blocked shots.

ILLINOIS - - 48

Name	FG	3-PT	FT	RB	PF	TP	A	TO	BK	S	MN
Augustine	5-7	0-0	4-6	9	4	14	0	2	0	1	25
Randle	2-3	0-0	0-0	2	5	4	1	3	1	0	25
Pruitt	3-4	0-0	1-4	8	2	7	0	1	2	0	27
Brown	2-13	1-10	1-2	2	2	6	3	5	0	3	39
McBride	1-7	1-6	0-0	2	2	3	2	1	0	1	28
Frazier	1-3	0-2	0-0	0	4	2	0	2	0	0	11
Smith	3-11	3-8	0-0	2	2	9	0	1	0	1	20
Carter	1-3	0-0	1-3	4	3	3	2	0	1	0	14
Arnold	0-1	0-0	0-0	2	3	0	0	1	0	0	11
Team				1							
Totals	18-52	5-26	7-15	32	27	48	8	16	4	6	200
	FG%: .346	FT%: .192	3PT%: .467								

IOWA - - 63

Name	FG	3-PT	FT	RB	PF	TP	A	TO	BK	S	MN
Brunner	3-11	0-0	2-4	12	4	8	1	1	0	1	31
Hansen	4-5	0-0	0-1	4	2	8	0	1	2	0	21
Haluska	2-7	2-3	9-10	3	1	15	1	3	0	1	35
Horner	4-14	1-6	7-8	6	0	16	6	3	0	3	36
Henderson	3-7	0-0	4-4	8	1	10	2	4	0	0	30
Thompson	0-0	0-0	1-4	3	2	1	1	1	0	0	10
Freeman	0-3	0-2	0-0	1	1	0	0	2	0	0	16
Wieck	0-0	0-0	0-0	0	0	0	0	0	0	0	0+
Thomas	2-4	0-0	1-1	4	2	5	0	0	0	0	18
Reed	0-0	0-0	0-0	2	0	0	0	0	0	0	3
Gorney	0-0	0-0	0-0	0	0	0	0	0	0	0	0+
Team				2							
Totals	18-51	3-11	24-32	45	13	63	11	15	2	5	200
	FG%: .353	3PT%: .273	FT%: .750								

Score by Periods:

Illinois	19	29	48
Iowa	23	40	63

Attendance: 15,500

2005-06 Game Summaries

(17) IOWA 80, PENN STATE 76
January 14, 2006, Bryce Jordan Center, State College, PA

Despite holding the upper hand throughout most of the contest, Iowa had to come from behind in the closing minutes to take an 80-76 win at Penn State. Iowa shot 51.9% from the field in the first half, leading by as many as 10 points. The Hawkeyes led 40-34 at intermission after Adam Haluska scored 21 points in the opening half. Iowa made 9-18 three-point attempts in the opening 20 minutes.

Iowa maintained control in the early portion of the second half, holding a 66-59 advantage with six minutes to play. From there Penn State scored nine straight points to take a 68-66 advantage with 3:52 left. The teams traded baskets until Erek Hansen converted a rebound basket and added a free throw, giving Iowa a 72-70 advantage with 1:51 to play. Two free throws by Greg Brunner gave Iowa a 74-73 advantage with 48 seconds remaining and Jeff Horner added a pair of free shots after a Penn State turnover. Hansen came up big on the defensive end, collecting his sixth blocked shot of the game with 25 seconds left and Iowa leading by three points. Haluska added a pair of foul shots and Horner hit a free throw in the final seconds to secure the road win.

Haluska ended the contest with a career-best 29 points, surpassing 1,000 career points. He hit 6-10 treys and 5-6 free throws. Horner added 17 points and nine assists and Brunner had 13 points. Hansen, who made key plays at both ends in the closing minutes, had seven points and six rebounds to go with his six blocks. Reserve Doug Thomas led the Hawkeyes with seven rebounds.

IOWA - - 80												
Name	FG	3-PT	FT	RB	PF	TP	A	TO	BK	S	MN	
Brunner	4-7	0-0	5-7	6	3	13	1	2	0	0	24	
Hansen	3-5	0-0	1-1	6	4	7	0	2	6	0	21	
Haluska	9-17	6-10	5-6	3	2	29	2	2	0	1	37	
Horner	5-11	4-10	3-4	4	1	17	9	2	0	0	39	
Henderson	1-4	1-3	0-2	1	1	3	4	1	0	1	24	
Thompson	2-2	0-0	0-0	4	0	4	1	0	0	0	14	
Freeman	1-4	0-3	1-2	1	1	3	0	0	0	0	17	
Thomas	2-4	0-0	0-0	7	2	4	1	1	2	0	19	
Reed	0-2	0-2	0-0	0	1	0	0	1	0	0	3	
Gorney	0-0	0-0	0-0	0	2	0	0	0	0	0	2	
Team				4								
Totals	27-56	11-28	15-22	36	17	80	18	12	8	2	200	
	FG%: .482		FT%: .682									

PENN STATE - - 76												
Name	FG	3-PT	FT	RB	PF	TP	A	TO	BK	S	MN	
Cornley	6-12	0-0	8-11	5	2	20	0	2	0	0	29	
Claxton	5-15	1-3	1-2	7	4	12	3	0	1	3	38	
Parker	7-13	1-5	4-5	10	5	19	1	2	0	3	35	
Luber	2-7	2-5	0-0	5	3	6	6	2	0	0	31	
Jackson	1-4	1-3	0-0	1	3	3	2	0	1	2	24	
Walker	4-10	4-8	2-2	3	1	14	5	0	0	2	26	
Hassell	0-0	0-0	0-0	0	0	0	0	0	0	0	2	
Bogetic	1-2	0-0	0-1	6	1	2	0	2	0	0	13	
McSweeney	0-1	0-1	0-0	0	0	0	0	1	0	1	2	
Team				3								
Totals	26-64	9-25	15-21	40	19	76	17	9	2	11	200	
	FG%: .406		3PT%: .360									

Score by Periods:	Attendance: 8,293		
Iowa	40	40	80
Penn State	34	42	76

(18) IOWA 76, MINNESOTA 72 (3 OT)
January 18, 2006, Carver-Hawkeye Arena, Iowa City, IA

Iowa outlasted Minnesota 76-72 in three overtimes to win its 12th straight home game and improve to 3-1 in Big Ten play. The Hawkeyes controlled most of the first half, leading 30-20 with three minutes left in the period. Minnesota used a 16-2 scoring run from late in the first half to early in the second, taking a 36-32 advantage with 17 minutes to play. The game was tied seven times in the second half, the last at 58-58 with 1:34 remaining on two free throws by Erek Hansen. Minnesota had a shot to win at the end of regulation and at the end of the first extra session. Greg Brunner made one of two free throws with 35 seconds remaining to tie the score in the first overtime. The Gophers led by four points in the second overtime before Mike Henderson scored from the paint and Hansen added two free throws with 51 seconds to play. Minnesota missed two free throws and Iowa had a turnover in the final 20 seconds.

Iowa took a four point advantage in the third overtime on a basket and two free throws by Adam Haluska with three minutes to play. Following a Minnesota free throw, Henderson and Jeff Horner each made two free shots to give Iowa some breathing room and the Gophers were never closer than four points in the final 40 seconds.

Brunner led Iowa with 17 points and a Carver-Hawkeye Arena record 23 rebounds. Hansen had a career-high 20 points to go with six rebounds and five blocks. Haluska added 12 points and Horner 10 points and 10 assists.

MINNESOTA - - 72												
Name	FG	3-PT	FT	RB	PF	TP	A	TO	BK	S	MN	
Grier	5-17	2-4	3-4	10	3	15	3	5	0	2	52	
Stampfer	0-3	0-0	0-0	5	5	0	1	2	0	0	14	
Tollackson	4-7	0-0	0-0	4	2	8	1	2	1	0	22	
Hargrove	5-14	1-2	5-11	6	2	16	2	1	0	1	47	
Boone	5-13	4-11	0-0	1	2	14	2	2	1	3	47	
Coleman	2-9	0-1	0-0	8	3	4	1	4	0	0	40	
Tucker	1-4	0-1	2-2	2	3	4	0	2	0	1	14	
Williams	4-7	0-0	3-7	10	4	11	0	1	2	1	33	
Abu-Shamala	0-0	0-0	0-0	1	0	0	1	0	0	0	6	
Team				4								
Totals	26-74	7-19	13-24	51	24	72	11	19	4	8	275	
	FG%: .351		FT%: .542									

IOWA - - 76												
Name	FG	3-PT	FT	RB	PF	TP	A	TO	BK	S	MN	
Brunner	6-17	0-4	5-9	23	2	17	2	5	1	1	50	
Hansen	7-12	0-0	6-6	6	4	20	0	1	5	1	38	
Haluska	5-12	0-5	2-2	4	3	12	2	3	0	1	51	
Horner	3-13	1-8	3-6	5	3	10	10	2	0	0	51	
Henderson	2-5	0-1	5-6	7	1	9	2	2	0	1	50	
Thompson	2-4	0-0	0-0	1	0	4	1	2	0	2	10	
Freeman	1-3	0-2	0-0	1	1	2	0	1	0	1	11	
Thomas	1-4	0-0	0-0	3	2	2	0	0	0	0	14	
Team				3								
Totals	27-70	1-20	21-29	53	16	76	17	16	6	7	275	
	FG%: .386		3PT%: .05									

Score by Periods:	Attendance: 10,535					
Minnesota	27	31	3	6	5	72
Iowa	32	26	3	6	9	76

2005-06 Game Summaries

(19) MICHIGAN STATE 85, IOWA 55
January 21, 2006, Breslin Center, East Lansing, MI

Michigan State shot 50% from the field for the game, including 60.7% in the second half, in handing Iowa an 85-55 defeat in East Lansing. Despite early foul problems, Iowa stayed close and trailed by a 37-28 margin at intermission. Greg Brunner had 11 points and eight rebounds in the opening half and Adam Haluska added 10 points to keep Iowa within striking distance. Starting center Erik Hansen and reserve center Doug Thomas each collected two quick fouls, with Hansen playing three minutes and Thomas five in the first half.

MSU opened the second period with a 10-2 run and shot 75% from the field in the first 10 minutes of the half, never giving the Hawkeyes a chance to get back in the game. The Spartans made 9-19 (47.4%) of their three-point attempts and added 16-18 (88.9%) free throws while collecting 26 assists on their 30 field goals.

Iowa shot 33.9% from the field and won the rebounding battle (39-36), but shot just 58.3% from the foul line and had 18 turnovers, 13 in the second half.

Haluska led with Iowa with 19 points, while Brunner added 17 points and 11 rebounds. Jeff Horner added five assists and Seth Gorney collected a career-best six rebounds.

IOWA - - 55

Name	FG	3-PT	FT	RB	PF	TP	A	TO	BK	S	MN
Haluska	7-15	3-8	2-2	3	0	19	2	3	0	0	32
Horner	2-7	2-6	0-0	4	2	6	5	3	0	0	27
Hansen	0-2	0-0	0-0	2	3	0	0	1	2	1	8
Henderson	1-4	0-0	0-1	3	1	2	1	1	0	0	19
Brunner	6-13	0-1	5-7	11	3	17	2	3	1	2	30
Thompson	0-6	0-1	0-2	2	0	0	4	1	1	0	19
Freeman	1-4	1-2	0-0	2	4	3	1	3	0	1	21
Wieck	0-1	0-1	0-0	0	0	0	0	0	0	0	3
Wessels	0-0	0-0	0-0	0	0	0	0	0	0	0	1
Thomas	3-5	0-0	0-0	1	3	6	0	1	0	0	12
Reed	0-1	0-0	0-0	1	0	0	1	0	0	0	17
Gorney	1-4	0-0	0-0	6	2	2	1	2	0	0	11
Team				4							
Totals	21-62	6-19	7-12	39	18	55	17	18	4	4	200
	FG%:	.339	FT%:	.316	3PT%:	.583					

MICHIGAN STATE - - 85

Name	FG	3-PT	FT	RB	PF	TP	A	TO	BK	S	MN
Brown	7-12	1-4	2-2	2	3	17	6	2	0	2	31
Neitzel	4-8	1-2	2-2	2	0	11	6	1	0	0	27
Ager	8-15	5-8	4-6	2	3	25	3	1	0	2	31
Trannon	0-1	0-0	0-0	3	3	0	4	0	0	1	13
Davis	6-10	1-1	6-6	12	3	19	3	2	1	1	26
Ibok	0-0	0-0	0-0	0	0	0	0	1	0	1	5
Darnton	0-0	0-0	0-0	0	0	0	0	0	0	0	1
Tibaldi	0-0	0-0	0-0	0	0	0	0	0	0	0	1
Walton	2-2	1-1	2-2	2	1	7	3	0	0	1	20
Aerts	0-0	0-0	0-0	0	0	0	0	0	0	0	1
Suton	1-4	0-1	0-0	2	2	2	1	1	1	1	14
Ducre	0-0	0-0	0-0	0	0	0	0	1	0	0	2
Hamo	0-1	0-0	0-0	2	0	0	0	0	0	0	3
Joseph	0-3	0-2	0-0	1	0	0	0	0	0	1	5
Gray	2-4	0-0	0-0	5	2	4	0	1	2	1	13
Hannon	0-0	0-0	0-0	1	0	0	0	0	0	0	1
Rowley	0-0	0-0	0-0	1	1	0	0	0	0	0	6
Team				1							
Totals	30-60	9-19	16-18	36	18	85	26	10	4	11	200
	FG%:	.500	3PT%:	.474	FT%:	.889					

Score by Periods:	Attendance: 14,759		
Iowa	28	27	55
Michigan State	37	48	85

(20) IOWA 73, INDIANA 60
January 24, 2006, Carver-Hawkeye Arena, Iowa City, IA

Iowa featured one of its most balanced attacks of the season in taking a 73-60 home win over 11th-ranked Indiana. The Hawkeyes never trailed and led by as many as 10 points in the first half before holding just a 30-27 margin at the break. Iowa started fast in the second half, using a 14-3 scoring run in the first five minutes to increase the advantage to 44-30. The Hawkeyes would lead by as many as 16 points before Indiana's three-point shooting kicked in. Indiana cut the margin to seven points in the final two minutes, but could get no closer.

Iowa shot 68.8% from the field in the second half, its best shooting half of the season, and also made 18-25 (72%) in the final 20 minutes. Those points were needed, as Indiana hit 9-20 three-pointers in the second half and 13-31 (41.9%) for the game.

Overall, Iowa shot 51.1% from the field, compared to 36.7% for the visitors. Iowa won the rebounding battle (36-30) and collected eight blocked shots.

Adam Haluska led Iowa's attack with 20 points and 10 rebounds, collecting the first double-double of his Hawkeye career. Greg Brunner added 17 points and eight rebounds, Jeff Horner had 13 points and eight assists, Erik Hansen added 11 points and six blocked shots and Mike Henderson had nine points, five rebounds and three steals.

INDIANA - - 60

Name	FG	3-PT	FT	RB	PF	TP	A	TO	BK	S	MN
Killingsworth	5-14	0-1	0-4	6	2	10	1	4	0	0	25
Calloway	2-8	2-4	0-0	2	2	6	3	3	0	3	26
Ratliff	1-2	0-0	0-0	4	5	2	0	0	0	2	9
Vaden	8-15	8-12	2-2	3	2	26	1	5	0	2	38
Monroe	1-5	0-4	0-0	3	3	2	3	1	0	0	30
Wilmont	2-9	2-6	1-2	5	4	7	0	0	0	3	31
Suhr	1-2	1-2	0-0	2	5	3	3	0	0	1	21
Allen	1-4	0-2	0-0	1	1	2	0	1	0	0	9
Kline	1-1	0-0	0-0	1	2	2	0	0	2	0	11
Team				3						1	
Totals	22-60	13-31	3-8	30	26	60	11	15	2	11	200
	FG%:	.367	FT%:	.419	3PT%:	.375					

IOWA - - 73

Name	FG	3-PT	FT	RB	PF	TP	A	TO	BK	S	MN
Brunner	8-11	1-1	0-1	8	2	17	2	3	0	2	38
Hansen	4-5	0-0	3-4	3	3	11	0	2	6	2	26
Haluska	5-9	1-4	9-9	9	1	20	1	2	0	0	38
Horner	2-10	2-9	7-9	3	2	13	8	3	0	0	38
Henderson	3-5	0-0	3-5	5	1	9	2	2	1	3	33
Thompson	0-0	0-0	0-0	2	1	0	0	0	0	0	4
Freeman	0-3	0-1	0-0	0	0	0	0	2	0	0	7
Thomas	1-2	0-0	1-2	3	1	3	1	1	1	2	12
Reed	0-0	0-0	0-0	0	0	0	0	1	0	0	4
Team				2						1	
Totals	23-45	4-15	23-30	35	11	73	14	17	8	9	200
	FG%:	.511	3PT%:	.267	FT%:	.767					

Score by Periods:	Attendance: 11,825		
Indiana	27	33	60
Iowa	30	43	73

2005-06 Game Summaries

(21) IOWA 67, OHIO STATE 62

January 28, 2006, Carver-Hawkeye Arena, Iowa City, IA

Iowa held Ohio State to a single free throw over the final 6:34 and went on to take a 67-62 win over the Buckeyes in Iowa City in the only meeting of the season between the two teams.

Iowa trailed 61-58 after Ohio State connected on a three-pointer with 6:34 remaining. Greg Brunner scored on a lay-up with six minutes remaining to move Iowa within a point and Erik Hansen gave Iowa a 62-61 advantage with two free throws at the 5:32 mark. Both teams converted one of two free throws to leave Iowa's margin at 63-62 with 33 seconds remaining. Two free throws by Adam Haluska gave Iowa a 65-62 margin with 24 seconds to play before OSU turned the ball over on its next possession. Jeff Horner's two free throws with 16 seconds remaining sealed the Iowa victory.

Iowa shot 42.4% from the field, including 51.5% in the opening half. The Hawkeyes led by as many as nine points in the opening half before holding a 40-36 margin at the break. OSU led by as many as four points midway through the second half before Iowa rallied. Iowa held OSU to 35.1% shooting from the field. Both teams shot over 80% from the free throw line and both were guilty of less than 10 turnovers.

Haluska led Iowa with 18 points, with 16 of those coming in the first half, and Brunner scored 17 points for the fourth straight game. Brunner led Iowa with nine rebounds and Haluska had seven. Reserve Doug Thomas gave the Hawkeyes a big lift with 10 points, five rebounds and two steals, while Horner and Mike Henderson each added five assists.

OHIO STATE - - 62

Name	FG	3-PT	FT	RB	PF	TP	A	TO	BK	S	MN
Foster	3-11	2-7	0-0	5	3	8	6	2	0	3	35
Dials	6-14	0-0	4-4	8	2	16	0	1	1	0	36
Sullinger	2-6	1-1	3-4	5	4	8	0	0	1	0	22
Lewis	6-11	4-8	3-4	3	4	19	1	3	1	1	30
Butler	0-3	0-1	3-4	3	2	3	3	1	1	0	34
Harris	1-2	1-2	0-0	1	0	3	0	0	0	0	8
Mayes	0-4	0-2	0-0	3	1	0	0	1	0	2	13
Sylvester	2-6	1-3	0-0	2	4	5	1	0	1	0	18
Terwilliger	0-0	0-0	0-0	0	0	0	0	0	0	0	4
Team				0							
Totals	20-57	9-24	13-16	30	20	62	11	8	5	6	200
	FG%:	.351	FT%:	.375	3PT%:	.813					

IOWA - - 67

Name	FG	3-PT	FT	RB	PF	TP	A	TO	BK	S	MN
Brunner	6-15	0-1	5-6	9	3	17	3	1	1	0	32
Hansen	3-4	0-0	2-2	2	2	8	0	0	0	0	14
Haluska	6-13	2-5	4-5	7	0	18	2	3	0	0	37
Horner	0-8	0-5	2-2	6	0	2	5	2	0	0	37
Henderson	4-7	0-0	0-0	5	1	8	5	2	0	0	31
Thompson	1-3	1-2	0-0	2	1	3	0	1	1	1	14
Wieck	0-0	0-0	1-2	1	0	1	0	0	0	0	6
Thomas	5-8	0-0	0-0	5	2	10	0	0	0	2	24
Reed	0-0	0-0	0-0	0	1	0	1	0	0	0	2
Gorney	0-1	0-0	0-0	1	1	0	0	0	0	0	3
Team				5							
Totals	25-59	3-13	14-17	43	11	67	16	9	2	3	200
	FG%:	.424	3PT%:	.231	FT%:	.824					

Score by Periods:

Ohio State	36	26	62
Iowa	40	27	67

Attendance: 15,500

(22) IOWA 77, PURDUE 68

February 1, 2006, Mackey Arena, West Lafayette, IN

Iowa rallied from a 33-25 halftime deficit to defeat Purdue at West Lafayette. The Hawkeyes trailed the entire opening half and were down by as many as 11 points before Jeff Horner converted a three-point play in the final seconds of the half to cut the deficit to eight. Iowa shot just 34% from the field in the first half, compared to 50% for the Boilermakers, and Iowa had 10 turnovers at the break.

The Hawkeyes found their shooting touch at halftime and responded by scoring a season-high 52 points in the second half. Iowa shot 64% from the field in the final 20 minutes, including 72.7% (8-11) from three-point range. The Hawkeyes were guilty of just one turnover in the second half.

Trailing 46-39 with 15:52 to play, Iowa used an 11-0 scoring run over a five minute period to take a 50-46 advantage. Mike Henderson keyed the rally, hitting a three-pointer and a lay-up while collecting two steals. Once the Hawkeyes led at 47-46, they never trailed again. Iowa led by as many as nine points, but didn't seal the win until Horner gave his team a 72-66 lead on a three-pointer with 1:29 to play.

Horner scored a career-high 32 points, hitting 7-10 treys while becoming Iowa's career leader in that category. Henderson matched his career-high with 17 points and Henderson and Horner each collected three of Iowa's 12 steals. Adam Haluska added 11 points and six rebounds and Greg Brunner had 10 points and seven rebounds.

IOWA - - 77

Name	FG	3-PT	FT	RB	PF	TP	A	TO	BK	S	MN
Haluska	4-9	2-6	1-2	6	1	11	4	2	0	0	34
Brunner	1-6	0-1	8-10	7	3	10	0	2	0	2	32
Hansen	1-3	0-0	0-0	1	1	2	0	0	1	0	33
Horner	10-15	7-10	5-6	4	0	32	4	3	0	3	39
Henderson	7-10	1-2	2-4	3	2	17	2	3	0	3	32
Thomas	2-4	0-0	1-2	3	3	5	0	0	0	2	15
Thompson	0-3	0-0	0-0	1	2	0	1	1	1	1	9
Freeman	0-1	0-1	0-0	0	1	0	1	0	0	1	13
Wieck	0-0	0-0	0-0	0	0	0	0	0	0	0	2
Gorney	0-0	0-0	0-0	0	0	0	0	0	0	0	1
Team				1							
Totals	25-51	10-20	17-24	26	13	77	12	11	2	13	200
	FG%:	.490	FT%:	.500	3PT%:	.708					

PURDUE - - 68

Name	FG	3-PT	FT	RB	PF	TP	A	TO	BK	S	MN
Hartley	0-0	0-0	0-0	0	5	0	0	0	0	0	15
Dillon	4-8	0-2	1-1	5	0	9	3	1	0	0	38
Kiefer	7-11	2-5	1-1	6	0	17	2	2	1	3	33
Lutz	3-12	2-9	0-0	3	3	8	1	4	0	1	38
White	5-10	0-0	2-2	4	4	12	3	0	0	0	23
Ware	8-9	0-0	1-3	7	4	17	1	2	0	1	24
Green	1-4	0-1	0-0	1	1	2	1	4	0	0	18
Riddell	1-2	1-2	0-0	0	1	3	1	2	0	0	11
Team				2							
Totals	29-56	5-19	5-7	28	18	68	12	15	1	5	200
	FG%:	.518	3PT%:	.263	FT%:	.714					

Score by Periods:

Iowa	25	52	77
Purdue	33	35	68

Attendance: 10,514

2005-06 Game Summaries

(23) IOWA 94, MICHIGAN 66
February 4, 2006, Carver-Hawkeye Arena, Iowa City, IA

Iowa used its best shooting performance of the season to take a 94-66 home win over 20th-ranked Michigan. After a slow start that saw the Hawkeyes trail by as many as eight points in the first seven minutes, Iowa found its touch and never looked back. Two three-point baskets by Mike Henderson got Iowa back in the game and Greg Brunner's lay-up with three minutes left in the half gave Iowa a 30-29 advantage.

Iowa made 14 consecutive field goal attempts over a 14-minute span in the middle of the game. The Hawkeyes trailed 25-20 when the streak began and led 63-41 with 11:45 left in the game when the consecutive streak ended. Iowa, which also made eight straight three-point attempts, shot a season-best 65.3% from the field, including 68.4% from three-point range. Iowa made a season-best 13 three-point field goals and added 17-24 (70.8%) free throws.

After Michigan shot an even 50% in the first half the Iowa defense controlled the action in the second half. Michigan shot just 32% in the second half and 41.5% for the game. Iowa held a 34-27 rebounding advantage and the Hawkeyes had a season-high 27 assists.

Iowa featured a balanced attack as five Hawkeyes scored in double figures. Adam Haluska led the way with 18 points, hitting 5-6 field goals (4-5 treys) and 4-5 free throws. Brunner had 17 points for the fifth time in six games, Jeff Horner scored 14, Henderson 11 and Tony Freeman a career-best 10. Brunner led Iowa's rebounding efforts with nine, while Doug Thomas added six rebounds and Horner collected six assists.

MICHIGAN - - 66

Name	FG	3-PT	FT	RB	PF	TP	A	TO	BK	S	MN
Coleman	1-11	1-6	0-2	5	3	3	3	3	0	3	32
Brown	2-4	0-0	0-0	6	3	4	1	2	0	0	17
Sims	4-6	0-0	4-7	6	2	12	1	4	0	1	27
Horton	5-10	1-4	8-9	0	2	19	3	2	0	2	31
Harris	4-10	3-7	2-6	3	3	13	3	0	0	2	32
Grooms	1-3	1-2	0-0	2	1	3	3	4	0	1	16
Shepherd	0-1	0-1	1-2	2	0	1	0	0	0	0	5
Harrell	0-0	0-0	0-0	0	2	0	0	0	0	0	7
Petway	3-4	0-0	1-2	2	2	7	1	1	2	0	21
Hunter	2-4	0-2	0-0	0	3	4	0	0	0	0	12
Team				1							
Totals	22-53	6-22	16-28	27	21	66	15	16	2	9	200
	FG%: .415	FT%: .571	3PT%: .273								

IOWA - - 94

Name	FG	3-PT	FT	RB	PF	TP	A	TO	BK	S	MN
Brunner	5-7	0-0	7-9	9	4	17	3	3	0	2	27
Hansen	3-5	0-0	2-3	4	3	8	0	1	1	0	22
Haluska	5-6	4-5	4-5	2	2	18	5	3	0	1	33
Horner	5-10	2-5	2-3	4	1	14	6	5	0	1	35
Henderson	4-6	3-3	0-2	2	3	11	4	2	0	1	29
Thompson	3-4	1-1	0-0	3	2	7	1	0	1	0	13
Freeman	3-4	2-3	2-2	2	1	10	4	3	0	2	16
Wieck	0-1	0-1	0-0	1	0	0	1	0	0	0	3
Wessels	0-0	0-0	0-0	0	1	0	2	0	0	0	2
Thomas	2-4	0-0	0-0	6	4	4	1	1	0	0	14
Reed	1-1	1-1	0-0	0	0	3	0	0	0	0	3
Gorney	1-1	0-0	0-0	0	1	2	0	0	0	0	3
Team				1							
Totals	32-49	13-19	17-24	34	22	94	27	18	2	7	200
	FG%: .653	3PT%: .684	FT%: .708								

Score by Periods:

Michigan	34	32	66
Iowa	42	52	94

Attendance: 15,500

(24) NORTHWESTERN 51, IOWA 48
February 8, 2006, Welsh-Ryan Arena, Evanston, IL

Northwestern used a 17-6 scoring advantage over the final minutes in taking a 51-48 win over Iowa in Evanston, snapping Iowa's four-game win streak.

The Hawkeyes led by six points (42-34) with 6:26 to play before the Wildcats used some hot shooting down the stretch to earn the win. Northwestern, which had just two field goals in the first eight minutes of the second half, shot 62.5% (10-16) over the final 20 minutes, including 85.7% (6-7) from three-point range.

Greg Brunner's free throw gave Iowa a 48-46 advantage with 50 seconds remaining before Vedran Vukusic converted a three-point play with 29 seconds left to give the Wildcats their first lead since the six minute mark of the first half. Iowa's Adam Haluska missed a baseline jumper in the closing seconds before the Wildcats added a pair of free throws with six seconds left for the final margin.

Iowa shot just 35.1% from the field and was guilty of 17 turnovers. The Hawkeyes held a 31-25 rebounding advantage.

Brunner led Iowa with 13 points and 11 rebounds, collecting his 10th double-double of the season. Brunner raised his career rebounding total to 920 to become Iowa's all-time rebounding leader. Jeff Horner added 10 points and five assists.

IOWA - - 48

Name	FG	3-PT	FT	RB	PF	TP	A	TO	BK	S	MN
Brunner	2-11	0-1	9-10	11	2	13	2	3	1	0	34
Hansen	2-2	0-0	2-5	2	4	6	0	0	0	0	19
Haluska	3-9	1-2	2-2	4	2	9	1	4	0	3	35
Horner	2-6	2-3	4-7	3	4	10	5	2	0	1	40
Henderson	3-7	0-0	0-0	1	1	6	0	3	0	1	31
Freeman	1-1	0-0	2-3	2	1	4	1	3	0	0	14
Thomas	0-0	0-0	0-0	4	1	0	0	1	1	0	17
Thompson	0-1	0-0	0-0	1	0	0	1	1	0	0	10
Team				3							
Totals	13-37	3-6	19-27	31	15	48	10	17	2	5	200
	FG%: .351	3PT%: .500	FT%: .704								

NORTHWESTERN - - 51

Name	FG	3-PT	FT	RB	PF	TP	A	TO	BK	S	MN
Vukusic	9-16	5-9	3-3	8	3	26	3	3	3	2	40
Cote	1-3	1-2	1-2	1	4	4	0	1	0	4	18
Hachad	1-2	0-0	2-4	4	4	4	3	5	1	0	30
Doyle	3-6	0-1	2-2	2	4	8	2	2	0	0	36
Moore	1-4	1-4	0-0	2	2	3	3	3	0	1	26
Seacat	1-1	1-1	0-1	0	1	3	0	0	0	0	5
Williams	0-2	0-0	0-0	1	0	0	1	0	0	1	6
Jenkins	1-3	1-2	0-0	2	3	3	1	1	0	1	27
Scott	0-2	0-1	0-0	2	2	0	0	2	2	0	12
Team				3							
Totals	17-39	9-20	8-12	25	23	51	13	17	6	9	200
	FG%: .436	3PT%: .450	FT%: .667								

Score by Periods:

Iowa	22	26	48
Northwestern	18	33	51

Attendance: 5,764

2005-06 Game Summaries

(25) IOWA 70, INDIANA 67
February 11, 2006, Assembly Hall, Bloomington, IN

Iowa led from start to finish and made just enough free throws down the stretch in taking a 70-67 win at Indiana. The Hawkeyes started fast, leading 15-7 in the first five minutes. The Hawkeyes got a three-point basket from Greg Brunner in the final seconds of the period to hold a 38-30 margin at halftime. Iowa shot 48.3% from the field, 54.5% from three-point range and 80% from the free throw line in the opening 20 minutes.

Iowa increased its advantage in the early stages of the second half and held its biggest advantage, 57-41, with 8:21 remaining after a driving lay-up by Mike Henderson. The Hoosiers stayed in the game and made a run at the end, thanks to Iowa's failure to put the game away from the free throw line.

Iowa led by nine, 62-53, with 1:54 to play. From there the Hawkeyes made just eight of their final 14 free throw attempts. Iowa led 67-65 with 11 seconds to play before Adam Haluska hit two free shots for a four point lead. After an Indiana basket Haluska hit one of two free throws for a 70-67 advantage with five seconds to play. The Hoosiers missed a hurried three-point attempt in the final seconds and Iowa had its second straight win at Assembly Hall.

Iowa ended the game shooting 45.3% from the field, compared to 41.1% for Indiana. The rebounding was even at 35 and the Hawkeyes collected nine steals and eight blocked shots.

Brunner led Iowa's balanced attack with 19 points and eight rebounds. Jeff Horner added 17 points, Haluska 13 and Henderson 10. Haluska added seven rebounds, Brunner collected a career-best five steals and Erik Hansen added six rebounds and five blocked shots.

IOWA - - 70

Name	FG	3-PT	FT	RB	PF	TP	A	TO	BK	S	MN
Brunner	8-12	1-2	2-4	8	1	19	1	2	1	5	33
Hansen	0-2	0-0	2-2	6	5	2	1	2	5	1	16
Haluska	4-12	1-6	4-6	7	2	13	1	3	0	0	34
Horner	5-11	3-7	4-9	3	1	17	3	5	0	1	37
Henderson	3-7	1-1	3-5	3	2	10	3	1	0	0	36
Thompson	0-1	0-0	0-0	2	1	0	0	0	1	0	11
Freeman	2-3	1-1	0-0	0	3	5	0	2	0	2	13
Thomas	2-5	0-0	0-0	4	3	4	1	1	1	0	18
Gorney	0-0	0-0	0-0	0	0	0	0	0	0	0	2
Team				2	1						
Totals	24-53	7-17	15-26	35	19	70	10	16	8	9	200
	FG%: .453	FT%: .412	3PT%: .577								

INDIANA - - 67

Name	FG	3-PT	FT	RB	PF	TP	A	TO	BK	S	MN
Killingsworth	10-21	0-0	1-4	17	4	21	4	4	0	2	34
Vaden	3-7	2-5	1-2	4	5	9	2	5	1	1	30
Wilmont	0-5	0-2	0-0	6	2	0	1	3	0	0	24
Strickland	4-9	2-5	8-8	0	4	18	0	0	0	2	38
Calloway	3-5	2-3	2-4	2	2	10	4	3	0	3	23
Suhr	2-2	2-2	0-0	0	2	6	0	0	0	1	13
Ratliff	0-2	0-2	0-0	1	2	0	0	0	2	0	15
Allen	1-3	1-3	0-0	3	2	3	2	1	0	1	17
Kline	0-0	0-0	0-0	0	1	0	0	0	0	0	1
Monroe	0-1	0-0	0-0	0	1	0	0	0	0	0	5
Team				2				1			
Totals	23-56	9-22	12-18	35	25	67	13	17	3	10	200
	FG%: .411	3PT%: .409	FT%: .667								

Score by Periods:

Iowa	38	32	70
Indiana	30	37	67

Attendance: 17,278

(26) IOWA 66, MICHIGAN STATE 54
February 14, 2006, Carver-Hawkeye Arena, Iowa City, IA

Iowa rallied from a seven point deficit in the early stages of the game and went on to defeat Michigan State 66-54 in Iowa City. The Hawkeyes trailed 15-7 as MSU hit its first five shots from the field. Iowa rallied to lead by seven (28-21) later in the first half before maintaining a 30-26 margin at the midway point.

Trailing 37-35 in the second half, Iowa used an 8-0 scoring run to take the lead for good. Erik Hansen and Greg Brunner each scored four points in that stretch. Jeff Horner then hit three of his four three-pointers over a three minute stretch as Iowa improved its lead to 58-47 with eight minutes to play. Michigan State closed within eight points (58-50) with five minutes left before Iowa expanded the margin to as many as 15 in the final minutes.

Both teams had 11 turnovers at halftime, but the Hawkeyes had just three turnovers in the second half. Iowa went over 14 minutes without a turnover and its final turnover came in the closing seconds. MSU was guilty of seven second half miscues.

Iowa shot 47.1% from the field, including 53.8% in the second half, while Michigan State shot 41.2% for the game. Both teams collected 33 rebounds and Iowa held a 13-9 scoring advantage from the free throw line.

Horner, who became Iowa's career assist leader in the game, and Brunner each had 15 points to lead Iowa, while Hansen added 13 and Haluska scored 11. Brunner had 10 rebounds, Mike Henderson had six and Hansen and Haluska five each. Horner added six assists and three steals and Hansen had three blocked shots.

MICHIGAN STATE - - 54

Name	FG	3-PT	FT	RB	PF	TP	A	TO	BK	S	MN
Trannon	2-3	0-0	0-0	3	4	4	1	0	0	1	24
Davis	6-9	0-0	5-6	11	4	17	1	6	0	2	31
Brown	6-16	0-5	0-0	8	4	12	2	3	0	0	37
Neitzel	4-10	1-5	2-2	0	3	11	3	2	0	0	34
Ager	3-11	2-7	1-2	5	3	9	1	5	0	0	38
Walton	0-0	0-0	0-0	0	0	0	1	1	0	3	14
Suton	0-0	0-0	0-0	0	0	0	0	0	0	0	3
Joseph	0-0	0-0	0-0	0	0	0	0	0	0	0	0+
Gray	0-1	0-0	1-4	2	1	1	0	0	0	0	8
Rowley	0-1	0-0	0-0	2	2	0	0	0	0	2	10
Team				2				1			
Totals	21-51	3-17	9-14	33	21	54	8	18	0	8	200
	FG%: .412	FT%: .176	3PT%: .643								

IOWA - - 66

Name	FG	3-PT	FT	RB	PF	TP	A	TO	BK	S	MN
Brunner	6-14	1-3	2-3	10	2	15	3	3	0	1	34
Hansen	5-9	0-0	3-4	5	2	13	1	1	3	2	20
Haluska	3-6	0-3	5-7	5	2	11	3	0	0	2	36
Horner	5-9	4-6	1-3	1	2	15	6	3	0	3	38
Henderson	2-5	0-0	0-1	6	1	4	0	3	0	0	32
Thompson	0-1	0-0	0-0	1	1	0	1	1	0	1	6
Freeman	1-2	0-1	0-0	1	3	2	2	1	0	1	14
Thomas	2-5	0-0	2-2	2	1	6	0	2	0	2	20
Team				2				1			
Totals	24-51	5-13	13-20	33	14	66	16	14	3	11	200
	FG%: .471	3PT%: .385	FT%: .650								

Score by Periods:

Michigan State	26	28	54
Iowa	30	36	66

Attendance: 15,500

2005-06 Game Summaries

(27) MINNESOTA 74, IOWA 61

February 18, 2006, Williams Arena, Minneapolis, MN

Minnesota shot 51% from the field and held an advantage in nearly all statistical categories as the Gophers took a 74-61 win over Iowa, earning a season split. Minnesota used its inside scoring strength to take a 38-29 advantage at halftime, scoring the most point allowed by Iowa in the first half this season. The Hawkeyes trailed 28-27 with 3:16 left in the half before the Gophers used a 10-2 run to end the period. Minnesota shot 60.7% from the field in the first half, compared to 40.9% for Iowa.

The Gophers led by nine points with 12:47 remaining when Iowa used a 10-0 scoring run to take the lead. Three free throws by Adam Haluska gave Iowa a 51-50 advantage with 10 minutes to play. Minnesota led by three points with 3:13 remaining when free throw shooting took over the game. Iowa missed the front end of consecutive one and one opportunities as Minnesota built a seven point advantage. The Gophers then connected on 11-13 free throws in the final two minutes to keep a comfortable margin.

Along with shooting 51%, Minnesota held a 36-25 rebounding advantage and was guilty of just 10 turnovers. Iowa shot 41.3% from the field and 75% from the foul line, despite missing three of four free throws in the final four minutes.

Greg Brunner led Iowa with 17 points and seven rebounds, while Jeff Horner added 13 points and five assists. Mike Henderson scored eight points and led the Hawkeyes with three steals.

IOWA - - 61

Name	FG	3-PT	FT	RB	PF	TP	A	TO	BK	S	MN
Brunner	5-10	1-2	6-7	7	4	17	2	2	1	0	36
Hansen	1-1	0-0	1-3	1	3	3	0	0	0	0	15
Haluska	1-6	0-2	7-7	1	4	9	1	2	2	1	34
Henderson	4-5	0-0	0-1	5	4	8	2	3	0	3	33
Horner	4-12	3-9	2-4	1	1	13	5	5	0	0	37
Thomas	1-4	0-0	2-2	3	0	4	1	0	0	1	17
Thompson	0-2	0-0	0-0	0	2	0	0	0	1	0	7
Freeman	1-4	1-2	0-0	0	0	3	3	0	0	0	15
Gorney	2-2	0-0	0-0	1	1	4	0	1	0	0	5
Wieck	0-0	0-0	0-0	0	0	0	0	0	0	0	1
Team				6							
Totals	19-46	5-15	18-24	25	19	61	14	13	4	5	200
	FG%: .413	3PT%: .333	FT%: .750								

MINNESOTA - - 74

Name	FG	3-PT	FT	RB	PF	TP	A	TO	BK	S	MN
Stamper	4-6	0-0	0-0	6	5	8	0	2	0	1	17
Puchtel	5-6	0-0	0-0	8	2	10	3	0	2	1	33
Grier	4-10	0-1	10-10	6	1	18	3	1	0	1	37
Abu-Shamala	2-9	2-6	5-6	4	0	11	1	1	0	2	27
Boone	4-9	2-6	2-3	1	2	12	7	4	0	1	38
Coleman	0-0	0-0	0-0	2	1	0	0	1	1	0	10
Tollackson	5-8	0-0	0-2	1	3	10	2	0	0	0	18
Hargrove	2-3	0-0	1-2	4	1	5	2	1	0	0	14
Tucker	0-0	0-0	0-0	0	0	0	1	0	0	0	4
Saunders	0-0	0-0	0-0	0	0	0	0	0	0	0	1
Williams	0-0	0-0	0-0	0	0	0	0	0	0	0	1
Team				4							
Totals	26-51	4-13	18-23	36	15	74	19	10	3	6	200
	FG%: .510	3PT%: .308	FT%: .783								

Score by Periods:

Iowa	29	32	61
Minnesota	38	36	74

Attendance: 14,308

(28) ILLINOIS 71, IOWA 59

February 25, 2006, Assembly Hall, Champaign, IL

Illinois used a scoring spurt late in the first half to gain the advantage and went on to a 71-59 win over Iowa in Champaign. The Hawkeyes played well in the early going, taking a six point advantage after six minutes. Illinois took the lead for good with nine minutes to play in the half and led by as many as seven before holding a 34-29 halftime advantage.

Illinois held the advantage throughout the final 20 minutes, building a 16 point lead with six minutes to play. Iowa closed to within 10 points, but could get no closer as the Illini avenged an earlier loss in Iowa City. Illinois shot 45.1% from the field and held a 32-24 rebounding advantage. The Illini had 13 offensive rebounds, committed just eight turnovers and collected 16 assists on 23 field goals.

Iowa shot 44.7% from the field, including just 25% (4-16) from three-point range. Greg Brunner led Iowa's attack with a season-best 27 points, hitting 9-15 field goals and 9-10 free throws. Jeff Horner added 11 points and led the Hawkeyes with eight rebounds. Brunner added seven rebounds and Horner had four assists.

IOWA - - 59

Name	FG	3-PT	FT	RB	PF	TP	A	TO	BK	S	MN
Brunner	9-15	0-0	9-10	7	2	27	2	0	1	0	32
Hansen	3-4	0-0	0-0	1	4	6	0	2	1	1	17
Haluska	1-6	1-5	0-1	1	3	3	1	2	0	0	35
Horner	4-10	2-7	1-2	8	3	11	4	2	0	1	40
Henderson	3-5	0-0	0-0	3	2	6	0	1	1	0	33
Thompson	0-1	0-1	0-0	0	4	0	0	1	0	0	5
Freeman	1-5	1-3	0-0	1	1	3	0	2	0	0	18
Thomas	0-0	0-0	3-4	2	3	3	0	3	0	0	17
Gorney	0-1	0-0	0-0	1	0	0	0	0	0	0	3
Totals	21-47	4-16	13-17	24	22	59	7	13	3	2	200
	FG%: .447	3PT%: .250	FT%: .765								

ILLINOIS - - 71

Name	FG	3-PT	FT	RB	PF	TP	A	TO	BK	S	MN
Augustine	4-6	0-0	4-9	7	4	12	0	2	0	1	23
Randle	3-4	0-0	7-8	4	3	13	1	1	0	1	28
Pruitt	4-6	0-0	0-1	6	5	8	1	1	0	0	22
Brown	2-12	2-9	0-2	2	2	6	9	1	0	0	38
McBride	4-7	4-5	3-4	0	0	15	1	3	0	0	30
Hicks	0-0	0-0	0-0	0	0	0	0	0	0	0	0+
Frazier	0-3	0-2	0-0	0	1	0	1	0	0	0	10
Brock	0-0	0-0	0-0	0	0	0	0	0	0	0	1
Smith	1-5	1-2	0-0	2	0	3	2	0	0	0	20
Carter	2-4	0-0	1-1	1	1	5	1	0	0	0	11
Arnold	3-4	0-0	3-4	6	2	9	0	0	0	1	17
Team				4							
Totals	23-51	7-18	18-29	32	18	71	16	8	0	3	200
	FG%: .451	3PT%: .389	FT%: .621								

Score by Periods:

Iowa	29	30	59
Illinois	34	37	71

Attendance: 16,618

2005-06 Game Summaries

(29) IOWA 65, PENN STATE 38
 March 1, 2006, Carver-Hawkeye Arena, Iowa City, IA

Iowa used a dominating defensive performance in scoring a 65-38 win over Penn State, earning a season sweep of the Nittany Lions. The 38 points scored by Penn State marks the fewest points scored by a Big Ten opponent since the Hawkeyes defeated the Nittany Lions 58-38 on Feb. 24, 1993. Iowa held the Nittany Lions to 25.5% shooting from the field, including 18.5% in the first half.

Leading 14-12, the Hawkeyes used a 15-0 scoring run late in the first half to take control, building a 30-17 halftime margin. Iowa then began the second half with an 11-0 scoring run to put the game away. Iowa shot 62.5% from the field in the final 20 minutes and ended the game with 21 assists on 25 field goals.

Overall, Penn State made just 13-51 field goal attempts and 4-18 (22.2%) of its three-point attempts. Iowa won the rebounding battle by a 38-27 margin while collecting eight blocked shots and six steals.

Junior Mike Henderson set the tone early for Iowa and led the team in scoring with 16 points. Henderson hit 6-7 field goals and added three rebounds and two assists. Erik Hansen contributed 15 points and Adam Haluska scored 11. Greg Brunner had 10 rebounds and eight points, Alex Thompson added five rebounds and a career-high six assists and Jeff Horner had seven rebounds and four assists.

PENN STATE - - 38

Name	FG	3-PT	FT	RB	PF	TP	A	TO	BK	S	MN
Cornley	0-8	0-0	0-0	5	2	0	1	1	0	0	28
Claxton	3-13	1-3	2-3	5	3	9	0	2	0	1	31
Parker	4-7	2-3	3-4	4	1	13	0	1	1	3	33
Luber	1-2	1-2	0-0	0	2	3	2	3	0	4	27
Jackson	2-8	0-3	2-2	3	1	6	2	4	0	1	27
Walker	2-8	0-3	0-0	1	0	4	2	1	0	0	23
Obradovic	0-0	0-0	0-1	1	0	0	0	0	0	0	3
Suotamo	0-0	0-0	0-0	0	0	0	0	0	0	0	4
Hassell	0-0	0-0	1-2	2	0	1	0	0	0	0	4
Bogetic	0-1	0-1	0-0	1	1	0	1	0	0	0	11
McSweeney	1-4	0-3	0-0	2	1	2	2	2	0	1	9
Team				3							
Totals	13-51	4-18	8-12	27	11	38	10	14	1	10	200
	FG%: .255		FT%: .222			3PT%: .667					

IOWA - - 65

Name	FG	3-PT	FT	RB	PF	TP	A	TO	BK	S	MN
Brunner	3-5	0-0	2-4	10	1	8	2	2	3	2	32
Hansen	7-9	0-0	1-1	3	2	15	1	0	2	0	21
Haluska	3-8	3-8	2-2	4	2	11	3	3	0	2	29
Horner	2-7	2-7	0-0	7	1	6	4	4	0	1	34
Henderson	6-7	1-2	3-4	3	2	16	2	5	0	1	24
Thompson	1-1	0-0	0-0	5	1	2	6	1	2	0	18
Freeman	2-4	1-2	0-0	0	0	5	0	2	0	0	14
Wieck	0-0	0-0	0-0	0	1	0	0	0	0	0	4
Wessels	0-1	0-1	0-0	1	1	0	1	0	0	0	2
Thomas	1-3	0-0	0-0	4	2	2	1	2	1	0	15
Reed	0-1	0-0	0-0	0	0	0	0	0	0	0	3
Gorney	0-0	0-0	0-0	1	1	0	1	0	0	0	3
Totals	25-46	7-20	8-11	38	14	65	21	19	8	6	200
	FG%: .543		3PT%: .350			FT%: .727					

Score by Periods:

Penn State	17	21	38
Iowa	30	35	65

Attendance: 14,012

(30) IOWA 59, WISCONSIN 44
 March 4, 2006, Carver-Hawkeye Arena, Iowa City, IA

Iowa used another solid defensive effort to take a 59-44 win over Wisconsin in the final regular season game, clinching a second place finish in the Big Ten Conference standings.

The Hawkeyes started slow, missing their first eight shots and falling behind 16-7 after 10 minutes. From there Iowa found its shooting touch, scoring nine straight points to tie the score at 16 with six minutes left in the half. Iowa would go on to take a 24-22 halftime advantage.

Iowa started fast in the second half, scoring the first five points and holding the Badgers scoreless for over five minutes. Iowa led by a 39-30 margin with 12 minutes to play, but had three starters on the bench with three fouls each. The Hawkeye reserves took over as Iowa scored nine straight points over the next four minutes to put the game away. Iowa led by as many as 18 (48-30) with eight minutes left and the Badgers were never closer than 12 in the final minutes.

Iowa's defense held Wisconsin to 29.4% shooting from the field. The Hawkeyes won the rebounding battle (42-33) and collected 12 steals while forcing 16 Badger turnovers. Iowa shot 41.1% from the field, including 53.8% in the second half.

Jeff Horner led Iowa with 22 points and Adam Haluska added 16. Reserve Doug Thomas led all players with nine rebounds, Horner and Haluska each had seven and Greg Brunner added seven points, five rebounds and three steals.

WISCONSIN - - 44

Name	FG	3-PT	FT	RB	PF	TP	A	TO	BK	S	MN
Chappell	0-2	0-0	0-0	3	3	0	1	2	0	0	11
Butch	1-3	1-3	2-2	7	2	5	1	2	0	3	26
Tucker	4-13	0-0	2-5	6	1	10	2	2	0	0	34
Nixon	3-9	3-7	0-0	1	1	9	0	0	0	1	24
Taylor	4-9	3-4	0-0	3	0	11	1	4	0	0	31
Flowers	2-6	1-3	2-2	2	1	7	1	1	1	1	24
Gullickson	0-3	0-0	0-0	4	5	0	0	1	0	0	21
Krabbenhoft	1-6	0-1	0-0	6	4	2	1	4	0	1	29
Team				1							
Totals	15-51	8-18	6-9	33	17	44	7	16	1	6	200
	FG%: .294		FT%: .667			3PT%: .444					

IOWA - - 59

Name	FG	3-PT	FT	RB	PF	TP	A	TO	BK	S	MN
Brunner	3-9	0-1	1-2	5	3	7	0	3	0	3	30
Hansen	0-3	0-0	0-0	4	3	0	0	2	1	1	18
Haluska	6-11	1-5	3-3	7	4	16	3	1	0	1	32
Horner	9-17	3-9	1-2	7	0	22	0	2	0	2	37
Henderson	3-6	0-1	0-1	3	1	6	6	0	0	1	36
Thompson	1-4	1-1	0-0	4	1	3	1	1	1	1	17
Freeman	0-3	0-0	0-0	0	0	0	2	0	0	1	7
Wieck	0-0	0-0	0-0	0	0	0	0	0	0	0	1
Thomas	1-3	0-0	3-7	9	1	5	0	1	2	2	21
Gorney	0-0	0-0	0-0	0	0	0	0	0	0	0	1
Team				3							
Totals	23-56	5-17	8-15	42	13	59	12	10	4	12	200
	FG%: .411		FT%: .533			3PT%: .294					

Score by Periods:

Wisconsin	22	22	44
Iowa	24	35	59

Attendance: 15,500

2005-06 Game Summaries

(31) IOWA 67, MINNESOTA 57

March 10, 2006, Conseco Fieldhouse, Indianapolis, IN

Iowa rallied from a four-point deficit in the second half to take a 67-57 win over Minnesota in the quarter-finals of the Big Ten Conference Tournament, giving Iowa two wins in three games against the Golden Gophers.

The Hawkeyes began the game shooting well and taking control, building as much as a nine point advantage in the early stages of the first half. Minnesota rallied late, scoring the final five points of the half to earn a 30-30 tie at the break.

Minnesota moved ahead early in the second half and led by a 45-41 margin with 10:57 to play when Iowa improved its offensive execution. Jeff Horner hit a pair of free throws to close the gap to two then gave the Hawkeyes the lead with a three-pointer. Iowa led the rest of the way, but still held just a four point margin before a dunk by Erek Hansen and a three-point basket by Mike Henderson gave Iowa a nine point lead with 4:58 left in the game. Minnesota was never closer than eight the rest of the way.

Horner led Iowa with one of the best games of his career. He scored 26 points, hitting 8-13 field goals, 6-9 three-point attempts and 4-6 free throws. He also added six rebounds, six assists and five steals. Horner tied a tournament record with the six treys.

Greg Brunner added 16 points, all in the second half, as he hit 5-9 field goals and 6-9 free throws. Hansen added nine points, eight rebounds and three blocked shots.

Iowa shot 52.3% from the field, including 63.2% (12-19) in the second half. Minnesota shot 36.1% for the game, but just 32.1% in the second half when the Gophers missed all six of their three-point attempts.

MINNESOTA - - 57

Name	FG	3-PT	FT	RB	PF	TP	A	TO	BK	S	MN
Hargrow	1-7	0-3	5-6	1	1	7	1	4	0	1	26
Grier	13-24	0-3	3-3	4	2	29	1	3	0	4	40
Stamper	3-6	0-0	0-0	5	1	6	0	3	0	0	22
Boone	2-8	2-8	3-4	2	5	9	2	0	0	1	33
Puchtel	2-4	0-0	0-1	9	4	4	2	0	1	0	33
Coleman	1-4	0-0	0-0	3	1	2	0	0	1	1	18
Tucker	0-2	0-0	0-0	0	2	0	1	0	0	1	6
Abu-Shamala	0-4	0-2	0-0	4	3	0	1	0	0	0	16
Tollackson	0-2	0-0	0-0	0	0	0	0	1	0	0	6
Team				7							
Totals	22-61	2-16	11-14	35	19	57	8	11	2	8	200
	FG%: .361		FT%: .125			3PT%: .786					

IOWA - - 67

Name	FG	3-PT	FT	RB	PF	TP	A	TO	BK	S	MN
Haluska	3-6	1-3	0-0	4	2	7	1	6	1	1	36
Horner	8-13	6-9	4-6	6	1	26	6	3	0	5	40
Hansen	3-3	0-0	3-3	8	3	9	2	1	3	0	20
Henderson	2-4	1-1	0-2	2	4	5	3	2	0	1	33
Brunner	5-9	0-2	6-9	0	3	16	0	3	2	2	34
Thompson	0-1	0-0	0-0	1	0	0	0	1	0	0	9
Freeman	0-4	0-2	0-0	0	0	0	1	1	0	0	7
Thomas	2-4	0-0	0-0	7	1	4	3	2	0	0	20
Reed	0-0	0-0	0-0	0	0	0	0	0	0	0	1
Team				4							
Totals	23-44	8-16	13-20	32	14	67	16	18	6	9	200
	FG%: .523		FT%: .500			3PT: .650					

Score by Periods:

Minnesota	30	27	57
Iowa	30	37	67

Attendance: 18,730

(32) IOWA 53, MICHIGAN STATE 48

March 11, 2006, Conseco Fieldhouse, Indianapolis, IN

Iowa rallied in the second half to take a 53-48 win over Michigan State in the semi-finals of the Big Ten Conference Tournament, giving Iowa its second win in three meetings with the Spartans while advancing to the title game for the third time in six seasons.

The contest was a defensive struggle from the very beginning, with both teams having trouble finding their shooting touch. Iowa started slow, falling behind 15-4 in the opening eight minutes. The Hawkeyes then took control, scoring 11 straight points to earn a 15-15 tie with five minutes left in the half. MSU held a 25-22 halftime advantage despite shooting just 33.3% from the field in the opening half.

The Spartans maintained the advantage to start the second half before a three-point play by Mike Henderson gave Iowa a 31-29 advantage. The Hawkeyes led the rest of the way, but not by much. Iowa build the margin to eight points in the closing minutes before MSU closed to within four at 50-46 with 35 seconds to play. Two free throws by Jeff Horner with 32 seconds left and one by Erek Hansen helped Iowa maintain the advantage and earn the win.

The Hawkeye defense forced 18 MSU turnovers and held the Spartans to 28.3% shooting from the field. Michigan State hit just 7-23 (30.4%) three-point attempts, including just 2-12 in the second half. Iowa shot 36.6% from the field and added 21-27 (77.8%) free throws to keep the lead late in the game.

Horner led Iowa with 14 points, while Greg Brunner added 12 and Henderson scored 11. Brunner and Adam Haluska each had five rebounds and Henderson collected three steals.

MICHIGAN STATE - - 48

Name	FG	3-PT	FT	RB	PF	TP	A	TO	BK	S	MN
Brown	3-16	2-9	0-0	5	3	8	1	2	0	0	36
Neitzel	0-7	0-4	0-0	2	4	0	6	3	0	1	29
Ager	8-18	5-10	0-1	4	4	21	0	4	0	0	34
Suton	0-2	0-0	0-0	1	1	0	0	1	0	0	17
Davis	2-5	0-0	9-11	10	4	13	1	5	0	2	33
Walton	0-1	0-0	0-0	0	2	0	1	1	0	3	18
Aerts	0-0	0-0	0-0	0	0	0	0	0	0	0	1
Tannon	2-4	0-0	2-4	6	4	6	0	1	0	0	27
Hamo	0-0	0-0	0-0	0	0	0	0	0	0	0	1
Rowley	0-0	0-0	0-0	1	0	0	0	0	0	0	4
Team				8							
Totals	15-53	7-23	11-16	37	22	48	9	18	0	6	200
	FG%: .283		FT%: .304			3PT%: .688					

IOWA - - 53

Name	FG	3-PT	FT	RB	PF	TP	A	TO	BK	S	MN
Haluska	1-8	0-3	7-8	5	2	9	1	0	0	2	31
Horner	4-12	2-6	4-4	3	0	14	2	3	0	0	40
Hansen	1-3	0-0	1-2	4	5	3	0	2	3	0	18
Henderson	3-6	0-0	5-5	4	2	11	2	4	1	3	36
Brunner	4-10	0-1	4-8	5	2	12	2	2	1	0	33
Thompson	0-0	0-0	0-0	2	0	0	0	1	0	0	8
Freeman	0-0	0-0	0-0	1	0	0	1	1	0	1	13
Thomas	2-2	0-0	0-0	3	2	4	0	1	0	1	17
Gorney	0-0	0-0	0-0	1	0	0	0	0	0	0	4
Team				4							
Totals	15-41	2-10	21-27	32	13	53	8	14	5	7	200
	FG%: .366		FT%: .200			3PT: .778					

Score by Periods:

Michigan State	25	23	48
Iowa	22	31	53

Attendance: 18,730

2005-06 Game Summaries

(33) IOWA 67, OHIO STATE 60

March 12, 2006, Conseco Fieldhouse, Indianapolis, IN

Iowa used a 12-0 scoring run over a six minute period late in the second half to overcome Ohio State and defeat the Buckeyes 67-60 in the championship game of the Big Ten Conference Tournament.

Trailing 57-52 with 7:29 to play, Iowa started its winning run. Jeff Horner hit a three-point basket to cut the margin to three before a tip-in by Erek Hansen tied the score with 4:58 to play. Iowa took the lead for good on a basket by Horner with 4:26 left and Alex Thompson connected on a three-pointer to give the Hawkeyes a 62-57 advantage with 2:58 left.

Horner added another basket from the lane with 2:02 left before OSU scored on a three-point play by Terence Dials, cutting the margin to 64-60 at the 1:40 mark. Adam Haluska grabbed two key defensive rebounds in the final minute and connected on three of four free throw attempts to seal Iowa's second win of the season over Ohio State.

The Hawkeye defense held OSU to 30.4% (7-23) field goal shooting in the second half after the Buckeyes had shot 50% in the opening 20 minutes.

Iowa led on two occasions in the first half, but never after OSU had tied the score at 12-12. OSU led by as many as nine points on two occasions in the first half before leading 37-34 at the break.

Iowa shot 47.3% from the field in the game, including 41.2% from three-point range. The Hawkeyes held a 41-28 rebounding advantage and had 18 assists on 26 baskets.

Horner led Iowa's balanced attack with 16 points and 10 assists as he collected 14 points in the second half. Haluska added 15 points while Hansen and Brunner each scored 10. Brunner and Haluska led Iowa with eight rebounds apiece.

Horner was named the Most Valuable Player in the Big Ten Tournament, while Brunner was also named to the all-tournament team.

IOWA - - 67

Name	FG	3-PT	FT	RB	PF	TP	A	TO	BK	S	MN
Haluska	5-12	2-5	3-4	8	4	15	2	1	0	0	35
Horner	7-14	2-8	0-0	5	2	16	10	2	0	0	38
Hansen	5-8	0-0	0-0	5	2	10	0	1	2	1	22
Henderson	3-7	1-1	0-0	2	2	7	0	1	0	1	30
Brunner	3-10	0-1	4-7	8	4	10	3	5	0	0	34
Thompson	1-1	1-1	0-0	1	1	3	2	1	0	0	7
Freeman	2-2	1-1	0-0	3	1	5	1	0	0	0	16
Thomas	0-1	0-0	1-2	2	0	1	0	0	0	0	18
Team				7							
Totals	26-55	7-17	8-13	41	16	67	18	11	2	2	200
	FG%: .473		FT%: .412			3PT%: .615					

OHIO STATE - - 60

Name	FG	3-PT	FT	RB	PF	TP	A	TO	BK	S	MN
Sullinger	6-9	0-3	3-5	7	4	15	1	3	0	1	38
Butler	7-12	2-6	3-4	2	1	19	6	2	0	1	38
Foster	2-12	2-10	0-1	3	1	6	2	0	0	3	37
Dials	4-8	0-0	2-3	9	4	10	0	1	1	0	22
Sylvester	2-6	1-4	0-0	2	4	5	0	1	0	1	21
Harris	0-2	0-2	0-0	0	2	0	0	0	1	0	16
Lewis	1-4	1-3	2-4	3	1	5	0	1	1	0	28
Team				2							
Totals	23-56	5-17	8-15	42	13	59	12	10	4	12	200
	FG%: .415		FT%: .214			3PT%: .588					

Score by Periods:

Iowa	34	33	67
Ohio State	37	23	60

Attendance: 17,591

(34) NORTHWESTERN STATE 64, IOWA 63

March 17, 2006, The Palace of Auburn Hills, Auburn Hills, MI

Iowa's season came to a sudden end in the first round of the NCAA Tournament when Northwestern State hit a three-point basket with less than one second remaining to take a 64-63 upset win.

Iowa started fast, racing to an 18-4 advantage in the first seven minutes. Unfortunately, the Hawkeyes hit a dry spell as the Demons rallied to take a 21-20 advantage with 2:50 left in the half. That lead lasted less than a minute as the Hawkeyes regained the lead and held a 28-24 advantage at halftime.

After Northwestern State scored the first four points of the second half, Iowa again took control. Iowa scored seven straight points and built a 40-30 advantage with 14 minutes remaining. The Iowa lead would grow to as many as 17 points (54-37) with 8:29 to play before the Demons rallied.

Northwestern State connected on a number of three-point baskets in the final minutes, finally moving to within one point, 60-59, with 1:03 to play.

A free throw by Greg Brunner gave Iowa a two point advantage with 15 seconds left in the game. Northwestern State missed a two-point attempt before chasing down the rebound and hitting the game-winner from deep in the left corner in the final second.

Iowa shot 43.9% from the field for the game, compared to 38.3% for Northwestern State. Iowa also held a 36-31 rebounding advantage and shot 80.8% from the free throw line, but 19 Hawkeye turnovers proved to be the difference.

Adam Haluska led Iowa's scoring attack with 20 points, while Brunner added 16 points and 10 rebounds. Jeff Horner added 11 points, four assists and three steals.

NORTHWESTERN STATE - - 64

Name	FG	3-PT	FT	RB	PF	TP	A	TO	BK	S	MN
Lee	7-15	4-6	0-0	2	3	18	1	3	0	1	27
Allen	3-6	0-0	1-5	4	5	7	0	2	0	1	22
Mitchell	1-3	1-2	2-2	6	2	5	6	3	0	2	31
Rogers	2-9	1-3	6-6	3	2	11	8	1	1	1	27
Wallace	4-8	2-5	0-0	4	1	10	0	0	0	3	24
Spencer	1-2	0-0	0-0	0	3	2	0	0	0	0	9
Jones	1-3	0-1	0-0	3	1	2	1	0	0	0	15
Forges	2-6	0-3	0-0	1	2	4	0	1	1	0	14
Bargeman	1-5	0-2	0-0	0	0	2	0	0	0	0	16
Dyer	1-2	1-1	0-0	0	1	3	1	0	2	0	11
Ross	0-1	0-0	0-1	3	1	0	0	1	0	1	4
Team				5							
Totals	23-60	9-23	9-14	31	21	64	17	11	4	9	200
	FG%: .383		FT%: .391			3PT%: .643					

IOWA - - 63

Name	FG	3-PT	FT	RB	PF	TP	A	TO	BK	S	MN
Brunner	5-8	0-1	6-9	10	3	16	1	1	1	0	30
Hansen	2-4	0-0	2-2	5	1	6	0	5	2	0	19
Haluska	6-10	5-9	3-3	3	1	20	2	2	0	0	37
Horner	4-13	1-7	2-2	5	1	11	4	3	0	3	39
Henderson	0-2	0-1	3-4	4	4	3	2	3	0	0	34
Thompson	0-1	0-0	0-0	3	1	0	0	2	0	1	10
Freeman	0-0	0-0	0-0	1	2	0	1	2	0	0	8
Thomas	1-3	0-0	5-6	4	4	7	0	0	2	0	21
Reed	0-0	0-0	0-0	0	0	0	0	0	0	0	2
Team				1							
Totals	18-41	6-18	21-26	36	17	63	10	19	5	4	200
	FG%: .439		FT%: .333			3PT%: .808					

Score by Periods:

Northwestern State	24	40	64
Iowa	28	35	63

Attendance: 18,456