

# PENN STATE BASEBALL

5 College World Series Appearances

19 NCAA Tournament Appearances

1 Big Ten Championship

2017 GAME NOTES/#41-43 PENNSTATEBASEBALL/@PENNSTATEBASE/GOPSUSPORTS.COM

## Schedule/Results

14-26 overall/2-10 Big Ten

DATE	OPPONENT	TIME/RES.	TV/STR.
<b>FEBRUARY (2-5)</b>			
Fri. 17	at #1 TCU	L, 3-6	L1
Sat. 18	at #1 TCU	L, 1-12	L2
Sun. 19	at #1 TCU	L, 3-9	L3
Fri. 24	vs. Xavier <sup>1</sup>	W, 7-5	W1
Sat. 25	vs. Xavier <sup>1</sup>	L, 4-10	L1
	vs. Xavier <sup>1</sup>	L, 5-7	L2
Sun. 26	vs. Xavier <sup>1</sup>	W, 6-1	W1

### MARCH (8-9)

Sat. 4	at Pacific	W, 11-4	W2
Sun. 5	at Pacific	W, 11-2	W3
Mon. 6	at Pacific	L, 1-6	L1
Wed. 8	at UC Davis	L, 2-10	L2
Thu. 9	at Sacramento State	W, 4-2	W1
Fri. 10	at Sacramento State	L, 3-11	L1
Sat. 11	at Sacramento State	W, 6-1	W1
<b>FRI. 17</b>	<b>DELAWARE</b>	<b>CANCELED</b>	
Sat. 18	at Delaware	L, 1-6	L1
	at Delaware	L, 0-5	L2
Sun. 19	at Delaware	L, 0-8	L3
<b>TUE. 21</b>	<b>BUCKNELL</b>	<b>W, 4-3 (10)</b>	<b>W1</b>
<b>FRI. 24</b>	<b>COLUMBIA</b>	<b>W, 11-7</b>	<b>W2</b>
<b>SAT. 25</b>	<b>COLUMBIA</b>	<b>L, 2-4</b>	<b>L1</b>
	<b>COLUMBIA</b>	<b>W, 10-6</b>	<b>W1</b>
<b>SUN. 26</b>	<b>COLUMBIA</b>	<b>L, 5-8</b>	<b>L1</b>
<b>WED. 29</b>	<b>CORNELL</b>	<b>W, 8-2</b>	<b>W1</b>
Fri. 31	at #22 Michigan*	L, 6-10	L1

### APRIL (3-9)

Sat. 1	at #22 Michigan*	L, 2-15	L2
Sun. 2	at #22 Michigan*	L, 1-14	L3
Tue. 4	at Pittsburgh	L, 2-3	L4
<b>FRI. 7</b>	<b>OHIO STATE*</b>	<b>W, 6-2</b>	<b>W1</b>
<b>SAT. 8</b>	<b>OHIO STATE*</b>	<b>L, 2-5</b>	<b>L1</b>
<b>SUN. 9</b>	<b>OHIO STATE*</b>	<b>L, 2-11</b>	<b>L2</b>
<b>MON. 10</b>	<b>BINGHAMTON</b>	<b>L, 3-6</b>	<b>L3</b>
<b>WED. 12</b>	<b>BUCKNELL</b>	<b>W, 5-3</b>	<b>W1</b>
Fri. 14	at Maryland*	L, 1-2	L1
Sat. 15	at Maryland*	L, 3-8	L2
Sun. 16	at Maryland*	L, 2-15	L3
<b>TUE. 18</b>	<b>PITTSBURGH</b>	<b>L, 1-9</b>	<b>L4</b>
<b>FRI. 21</b>	<b>NORTHWESTERN*</b>	<b>L, 5-12</b>	<b>L5</b>
<b>SAT. 22</b>	<b>NORTHWESTERN*</b>	<b>L, 4-7</b>	<b>L6</b>
<b>SUN. 23</b>	<b>NORTHWESTERN*</b>	<b>W, 2-1</b>	<b>W1</b>
<b>Wed. 26</b>	<b>LAFAYETTE</b>	<b>W, 9-2</b>	<b>W2</b>
Fri. 28	at Iowa*	7:05 p.m.	BTN Plus
Sat. 29	at Iowa*	3:05 p.m.	BTN Plus
Sun. 30	at Iowa*	12:05 p.m.	

### MAY

<b>FRI. 5</b>	<b>MINNESOTA*</b>	<b>6:30 P.M.</b>	<b>BTN Plus</b>
<b>SAT. 6</b>	<b>MINNESOTA*</b>	<b>2:00 P.M.</b>	<b>BTN Plus</b>
<b>SUN. 7</b>	<b>MINNESOTA*</b>	<b>1:00 P.M.</b>	<b>BTN Plus</b>
Tue. 9	at West Virginia	6:30 p.m.	
Wed. 10	vs. West Virginia <sup>3</sup>	7:00 p.m.	
Fri. 12	at Indiana*	6:05 p.m.	
Sat. 13	at Indiana*	2:05 p.m.	
Sun. 14	at Indiana*	1:05 p.m.	BTN
<b>TUE. 16</b>	<b>VILLANOVA</b>	<b>6:30 P.M.</b>	
<b>THU. 18</b>	<b>NEBRASKA*</b>	<b>6:30 P.M.</b>	
<b>FRI. 19</b>	<b>NEBRASKA*</b>	<b>6:30 P.M.</b>	
<b>SAT. 20</b>	<b>NEBRASKA*</b>	<b>11:00 A.M.</b>	
24-28	Big Ten Tournament <sup>2</sup>	TBD	

All times Eastern and subject to change

HOME GAMES - \* Big Ten game

1 - USA Baseball National Training Center

2 - Indiana University

3 - PNC Park

## Penn State (14-26, 2-10 B1G) vs. Iowa (24-15, 6-6 B1G)

Friday, April 28 (DH) - 3:05 p.m. ET

Saturday, April 29 - 3:05 p.m. ET



Iowa City, Iowa  
Duane Banks Field (3,000)

## Comparison

	PSU	IOWA
<b>Overall</b>	14-26	24-15
<b>Conference</b>	2-10	6-6
<b>Avg.</b>	.233	.283
<b>OBP</b>	.320	.374
<b>Runs</b>	164	232
<b>Hits</b>	303	375
<b>2B</b>	52	75
<b>3B</b>	8	6
<b>HR</b>	21	37
<b>RBI</b>	142	218
<b>SB-ATT</b>	42-58	41-62
<b>Errors</b>	61	34
<b>Fielding Pct.</b>	.958	.977
<b>ERA</b>	5.47	4.27
<b>K</b>	313	317
<b>BB</b>	165	142
<b>Opp BA</b>	.260	.275

## Essentials

**Live Video:**.....BTN Plus (Friday & Saturday)  
**Live Audio:**.....GoPSUSports.com  
**Live Stats:**.....HawkeyeSports.com  
**TV:**.....N/A  
**Radio:**.....State College's ESPN 1450 AM

**Iowa Series History:** .....39-30  
**Last Series:** .....2016, Home, Iowa, 2-1  
**Streak:** ..... W1

### Friday Probables

PSU.....RHP Sal Biasi (4-4, 3.96 ERA)  
IOWA.....RHP Nick Gallagher (5-1, 2.60 ERA)

### Friday Probables

PSU.....RHP Justin Hagenman (1-7, 4.55 ERA)  
IOWA.....LHP Ryan Erickson (1-2, 3.23 ERA)

### Sunday Probables

PSU.....RHP Eric Mock (0-3, 5.83 ERA)  
IOWA.....LHP Elijah Wood (0-0, 3.48 ERA)

## Storylines

### Up to Bat

Penn State returns to Big Ten baseball play when it travels to Iowa for a three-game series opening Friday with a doubleheader at 3:05 p.m. ET in Duane Banks Field. The original series schedule was altered due to the threat of inclement weather increasing throughout the weekend. The series is then slated to conclude Saturday at 3:05 p.m. ET. The first and last games will be streamed on BTN Plus.

### Biasi Leads Rotation

- RHP **Sal Biasi** leads the Nittany Lions with a 3.96 ERA and a career-high 69 strikeouts.
- His 69 strikeouts are the most by a Penn State pitcher since Johnny Walter (81) and Joe Kurrasch (78) in 2012.
- Biasi's 69 strikeouts rank third in the Big Ten and 56th in the nation, while his 11.87 strikeouts per nine innings rank second in the league and 26th nationally.
- Biasi is also among the leaders in WHIP (walks & hits per innings pitched), ranking third in the Big Ten at 1.09 (31 hits, 26 walks in 52.1 IP).

### Hagenman Striking Out the Opposition

- Saturday starting RHP **Justin Hagenman** has seen a sophomore surge in strikeouts.
- During his Freshman All-America campaign last season, Hagenman struck out 39 in 82 innings, but this season he has struck out 57 in 59 1/3 innings so far.

### Freshman Playing B1G, Especially on Sunday

- Rookie outfielder **Braxton Giavedoni** has adapted well to Big Ten play so far, ranking second on the team with a .302 average through the first 12 conference games.
- He has seen success in his last two Sunday Big Ten tilts, most recently hitting a walk-off base hit in the bottom of the ninth inning against Northwestern (4/23).
- He homered twice in the Sunday finale at Maryland (4/16).
- Giavedoni's .273 season batting average, .345 on-base percentage and .438 slugging percentage lead all healthy Nittany Lions.
- His 13 extra base hits on the year lead the team.

### Midweek Break Upcoming

- Penn State will play six-straight Big Ten games, as there is no non-conference midweek game scheduled for next week due to exams.
- Penn State will return to midweek action May 9 & 10, playing at West Virginia on Tuesday and then against West Virginia again Wednesday in PNC Park.

## NUMERICAL ROSTER

No.	Name	Pos.	Yr.	Ht.	Wt.	B/T	Hometown/High School/Last College
2	Conlin Hughes	IF	R/R	So.	5-10	180	Holly Springs, N.C./Holly Springs
4	Connor Klemann	IF	R/R	So.	5-10	185	Royersford, Pa./Spring-Ford
5	Joe Weisenseel	IF	R/R	Fr.	5-8	160	Strongsville, Ohio/St. Edward
6	Sal Biasi	RHP	R/R	Jr.	6-0	190	Hazle Township, Pa./Hazleton
7	Nick Distasio	RHP	R/R	Jr.	5-11	195	Oley, Pa./Oley Valley
8	Christian Helsel	IF	R/R	Sr.	6-0	201	Altoona, Pa./Altoona/Mississippi
9	Austin Riggins	OF	R/R	So.	6-0	170	Greer, S.C./Riverside
10	Taylor Lehman	LHP	L/L	Jr.	6-8	225	Pittsburgh, Pa./Keystone Oaks
11	Ryan Sloniger	C	L/R	So.	5-11	190	Punxsutawney, Pa./Punxsutawney Area
12	Nick Riotto	OF	L/L	Sr.	6-0	187	Washington, Pa./Trinity
13	Jordan Bowersox	OF	R/R	So.	5-10	170	Winter Springs, Fla./Winter Springs
14	Logan Goodnight	IF	R/R	Fr.	6-2	195	Wheeling, W. Va./The Linsly School
15	Eric Mock	RHP	R/R	So.	6-2	195	Shillington, Pa./Governor Mifflin
17	Alex Malinsky	C	R/R	Sr.	6-2	186	Apex, N.C./Panther Creek
18	Tom Mullin	RHP	R/R	Sr.	6-4	205	Springfield, Pa./St. Joseph's Prep
19	Brett Davis	C	R/R	Fr.	5-10	180	Manhattan Beach, Calif./Mira Costa
20	Mason Nadeau	OF	L/R	Fr.	5-9	170	Lansdale, Pa./North Penn
21	Schuyler Bates	RHP	R/R	Jr.	6-4	210	Ossining, N.Y./Kennedy Catholic
22	Keith Leavitt	OF	L/R	So.	6-0	190	Manchester, Mass./St. John's Prep
23	Braxton Giavedoni	OF	R/R	Fr.	5-11	190	Punxsutawney, Pa./Punxsutawney Area
24	Tim Scholly	RHP	R/R	Sr.	6-3	190	State College, Pa./State College
25	Jake Pilewicz	RHP	R/R	Jr.	6-2	215	Sewickley, Pa./Quaker Valley
26	Marko Boricich	LHP	L/L	Jr.	6-3	195	Chicago, Ill./Mount Carmel
27	Tucker Triebold	RHP	R/R	Fr.	6-0	220	State College, Pa./State College
28	Willie Burger	IF	R/R	So.	6-0	200	Lancaster, Pa./Lancaster Catholic
29	Cole Bartels	RHP	R/R	Fr.	6-3	185	Belmont, Mass./Belmont H.S.
30	Dakota Forsyth	RHP	R/R	Sr.	5-10	185	Bethel Park, Pa./Bethel Park
31	Justin Hagenman	RHP	R/R	So.	6-3	193	Voorhees, N.J./Bishop Eustace
33	Myles Gayman	RHP	R/R	Fr.	6-4	180	Greencastle, Pa./Greencastle-Antrim
34	Colin Macon	LHP	L/L	Jr.	6-8	220	Freedom, Pa./Freedom Area
38	Dante Biasi	LHP	L/L	Fr.	6-0	195	Hazle Township, Pa. / Hazleton Area
41	Blake Hodgins	LHP	L/L	So.	6-1	180	Tampa, Fla./Gaither

### Coaches

16	Rob Cooper	Head Coach	Fourth Season
35	Brian Anderson	Assistant Coach, Pitching	Fourth Season
3	Ross Oeder	Assistant Coach, Hitting	Fourth Season
1	Andre Butler	Volunteer Assistant Coach	Second Season

## ALPHABETICAL ROSTER

29	Cole Bartels	RHP
21	Schuyler Bates	RHP
38	Dante Biasi	LHP
6	Sal Biasi	RHP
26	Marko Boricich	LHP
13	Jordan Bowersox	OF
28	Willie Burger	IF
19	Brett Davis	C
7	Nick Distasio	RHP
30	Dakota Forsyth	RHP
33	Myles Gayman	RHP
23	Braxton Giavedoni	OF
14	Logan Goodnight	IF
31	Justin Hagenman	RHP
8	Christian Helsel	IF
41	Blake Hodgins	LHP
2	Conlin Hughes	IF
4	Connor Klemann	IF
22	Keith Leavitt	OF
10	Taylor Lehman	LHP
34	Colin Macon	LHP
17	Alex Malinsky	C
15	Eric Mock	RHP
18	Tom Mullin	RHP
20	Mason Nadeau	OF
25	Jake Pilewicz	RHP
9	Austin Riggins	OF
12	Nick Riotto	OF
24	Tim Scholly	RHP
11	Ryan Sloniger	C
27	Tucker Triebold	RHP
5	Joe Weisenseel	IF

## PRONUNCIATION GUIDE

6	Sal Biasi	bee-AH-zee
26	Marko Boricich	BORE-i-sich
7	Nick Distasio	Di-STAH-zio
30	Dakota Forsyth	for-SITHE
31	Justin Hagenman	hay-GHEN-mun
4	Connor Klemann	KLEE-mun
10	Taylor Lehman	LAY-muhn
22	Keith Leavitt	LEV-it
25	Jake Pilewicz	PILL-uh-witz
12	Nick Riotto	REE-ah-toe
24	Tim Scholly	SHAH-lee
11	Ryan Sloniger	SLON-i-gur

## By State

California - 1  
Florida - 2  
Illinois - 1  
Massachusetts - 2  
New Jersey - 1  
New York - 1  
North Carolina - 2  
Ohio - 1  
Pennsylvania - 19  
South Carolina - 1  
West Virginia - 1

## By Position

Infielders - 6  
Outfielders - 6  
Pitchers - 18  
Catchers - 4

## By Class

Freshmen - 11  
Sophomores - 8  
Juniors - 7  
Seniors - 6

## Quick Facts

### GENERAL INFORMATION

Location .....	University Park, Pa.
Founded .....	1855
Enrollment .....	46,848
Colors .....	Blue and White
Fight Song .....	Fight On State
Conference .....	Big Ten
Nickname .....	Nittany Lions
President .....	Eric J. Barron
Director of Athletics .....	Sandy Barbour

### TEAM INFORMATION

Record .....	14-26
2016 Big Ten Record/Finish .....	12-12/T-7th
Postseason .....	None
Letterwinners Returning/Lost .....	22/10
Starters Returning/Lost .....	5/4
Pitchers Returning/Lost .....	3/1
Newcomers .....	10
All-Time Record (Years) .....	2010-1418-21 (129)
All-Time Big Ten Record (Years) .....	313-377 (26)
<b>NCAA Tournament Appearances .....</b>	<b>19</b>
<b>NCAA Tournament Record .....</b>	<b>25-24</b>
<b>NCAA Super Regional Appearances .....</b>	<b>1</b>
<b>College World Series Appearances .....</b>	<b>5</b>
.....(1952, 1957, 1959, 1963, 1973)	
<b>Best CWS Finish .....</b>	<b>Second (1957)</b>
<b>Last NCAA Tournament Appearance .....</b>	<b>2000</b>

### COACHING STAFF

Head Coach .....	Rob Cooper
PSU Record (Years) .....	78-115 (4)
Career Record (Years) .....	364-345 (12)
Assistant Coaches .....	Brian Anderson (Pitching)
.....	Ross Oeder (Hitting/Infield)
Volunteer Assistant Coach .....	Andre Butler (Outfield)

### STADIUM INFORMATION

Home Stadium .....	Medlar Field at Lubrano Park
First Season .....	2007
All-Time Record .....	140-93 (.601)
Capacity .....	5,406
Dimensions .....	325-399-320
Press Box Phone .....	(814) 865-2552

### MEDIA RELATIONS INFORMATION

Baseball Contact .....	Mark Brumbaugh
Office Phone .....	(814) 863-1377
Cell Phone .....	(814) 441-9145
Fax .....	(814) 863-3165
Email .....	mgb28@psu.edu
Website .....	GoPSUsports.com
Twitter, Instagram .....	@PennStateBASE
Facebook Page .....	facebook.com/pennstatebaseball

## 2017 Big Ten Standings (as of Apr. 26)

	<b>B1G</b>	<b>%</b>	<b>Overall</b>	<b>%</b>
Maryland	12-3-0	.800	28-11-0	.718
Minnesota	8-4-0	.667	24-12-0	.667
Nebraska	7-4-1	.625	24-15-1	.613
Purdue	9-6-0	.600	23-18-0	.561
Michigan	7-5-0	.583	31-9-0	.775
Indiana	8-6-1	.567	22-16-2	.575
<b>Iowa</b>	<b>6-6-0</b>	<b>.500</b>	<b>24-15-0</b>	<b>.615</b>
Rutgers	4-5-0	.444	15-23-0	.395

Michigan State	5-7-0	.417	21-16-0	.568
Northwestern	5-7-0	.417	16-23-0	.410
Ohio State	4-8-0	.333	16-24-0	.400
Illinois	3-9-0	.250	16-22-0	.421
<b>PENN STATE</b>	<b>2-10-0</b>	<b>.167</b>	<b>14-26-0</b>	<b>.350</b>

Top eight teams qualify for Big Ten Tournament

## Program Notes

### First Varsity Sport

Baseball was Penn State's first varsity sport, playing its first games in 1875.

### Five College World Series Appearances

Penn State has made five trips to the College World Series, placing as high as second in 1957. The Nittany Lions reached the CWS in 1952, 1957, 1959, 1963 and 1973. Penn State has reached the NCAA Tournament 19 times.

### 1996 Big Ten Champions

The 2016 season marked the 20th anniversary of Penn State's first Big Ten Championship.

### Nittany Lions in Cuba

Penn State participated in a weeklong, four-game tour of Cuba, Nov. 21-28, 2015. The Nittany Lions went 1-3 in the "Cuba Baseball Friendship Tournament." The Lions played against teams from Cuba's top "professional" league, the National Series, becoming the first United States team to play multiple teams from the league and the first to earn a victory.

The team also participated in lectures about Cuban baseball, Jose Marti and the history of Cuban sports and U.S. relations.

Penn State first played Industriales in Havana's Estadio Latinamericano, falling 2-1. With the game, Penn State became the first NCAA Division I team to compete against a Cuban National Series team, the first U.S. baseball team to play in Cuba since restoration of diplomatic ties with Cuba, the second NCAA team to play in Cuba since restoration of diplomatic ties (Coastal Carolina men's basketball, August 2015) and the fifth NCAA Division I baseball team to compete in post-revolutionary Cuba.

Penn State next played Ciego de Avila, the league's defending champion. Starting pitcher Victor Garcia had pitched for Cuba in the 2009 World Baseball Classic, and the Lions were defeated, 2-0.

Penn State earned the first victory for a United States team at any level over a Cuban National Series team in game three, defeating Mayabeque, 9-3.

### Nittany Lions in the Pros

According to Baseball-Almanac.com, 27 Nittany Lions have gone on to play Major League Baseball. A total of 74 have been drafted. Most recently, junior third baseman Jim Haley and senior closer Jack Anderson became the first baseball student-athletes drafted out of Penn State since 2012. The Tampa Bay Rays selected Haley in the 19th round with the 570th overall pick, while Anderson was tabbed by the Seattle Mariners in the 23rd round with the 687th pick.

### Did you know?

O.J. McDuffie is mostly known for his stellar career on the gridiron for Penn State and in the NFL, but he also played baseball in 1990. He stole 20 bases (t-3rd, single season-school history) on 21 attempts (96 percent clip), hit .336 and had a .969 fielding percentage. He was drafted by the California Angels in the 41st round of the 1991 MLB June Amateur Draft.

### Medlar Field at Lubrano Park

Situated in the shadow of Beaver Stadium, the facility -- completed in June of 2006 -- is arguably one of the premier collegiate stadiums in the country.

The ballpark's signature is the breathtaking view of legendary Mt. Nittany, a local landmark that is near and dear to the heart of every Penn Stater. With the stadium opening to the east, spectators can peer unencumbered down the Nittany Valley for miles and on a clear day Tussey Mountain Ski Resort can be seen from 10 miles away.

Seating capacity for Medlar Field is 5,406 and 20 luxury suites allow area companies to treat clients and friends to an unmatched baseball experience. A party deck along the right field line provides a good place for friends to gather and the picnic pavilion beyond the left field fence is perfect for birthday parties and group outings.

Much like the rest of the park, the dimensions of the playing field are unique as well. A relatively short 325 feet to the left field pole stretches out to the deepest part of the park, the 410 foot nook in left center field. Straightaway center is 399 feet and the 320 foot right field fence is made more daunting with an 18.55 feet high wall, which commemorates the year Penn State was founded.

A 2,500 square foot press box can accommodate traveling and local media and has private broadcast booths for up to three radio teams. A large video scoreboard towers above the left field wall capable of providing up to the minute stats and video replays.

The stadium is named for 1982 Penn State graduate Anthony Lubrano and former Nittany Lion Head Coach Charles "Chuck" Medlar. Lubrano chose to honor Coach Medlar with a generous financial gift toward the realization of the long-discussed project. Coach Medlar served at the helm of the Penn State program for 19 years and guided the Lions to two College World Series appearances.

### Team No. 129

Penn State is playing its 129th baseball season in program history, but will honor its previous 128 teams this season, mounting a No. 128 jersey in the dugout each game.

## Series Notes

### All-Time vs. Iowa

Penn State is 39-30 all time against Iowa. The Nittany Lions will play at Iowa for the first time since 2012, where they hold a 17-14 record and won two of three the last time they visited. The Nittany Lions concluded the 2016 season by hosting Iowa. The Hawkeyes claimed the first two games to bounce Penn State from contention for the final berth in the Big Ten Tournament.

### Head Coach Rick Heller

Rick Heller was named the Hawkeye head coach before the 2014 season. In 2015, he led the Hawkeyes to an at-large bid in the NCAA Regional field and guided Iowa to its first tournament game win since 1972. Heller previously led Indiana State and Northern Iowa to the NCAA Regional and is one of five active coaches to lead three different Division I teams to regional play.

### Scouting Iowa

The Hawkeyes are 24-15 this season with a 6-6 mark in the Big Ten, owning 2-1 series wins over Purdue and Nebraska and 1-2 series losses to Northwestern and Rutgers. A strong defensive team with a .977 fielding percentage, Iowa is one of the most proficient teams in the NCAA in turning double plays, averaging 1.15 per game to rank third and lead the Big Ten. Offensively, Iowa brings power with a .432 slugging percentage that ranks second in the Big Ten. Jake Adams leads the Big Ten with 15 home runs, while Robert Neustrom and Mason McCoy are tied for the Big Ten lead in doubles with 13 each. Neustrom and Adams also both rank in the conference top-10 in batting with averages of .358 (3rd) and .344 (7th), respectively, and they sit two-three in RBIs as Adams has 48 and Neustrom has 40. RHP Nick Gallagher leads the Hawkeyes on the mound with a 2.60 ERA.

### Last Series

#### May 19, 2016

UNIVERSITY PARK, Pa. – Three unearned runs in the second proved to be enough for Iowa, as the Hawkeyes held on to defeat Penn State, 3-2, at Medlar Field at Lubrano Park.

LHP Nick Hedge threw 6 2/3 innings for the Nittany Lions, allowing the three unearned runs on six hits and two walks with five strikeouts to match his season-high. Aside from the second inning he was largely dominant, and RHP Jack Anderson was perfect in relief over the final 2 1/3.

Iowa scored the runs in the second after a one-out error. Hedge surrendered a single and then back-to-back walks to bring in the first run. A fielder's choice hit into by second baseman Zach Daniels and an RBI-single by first baseman Tyler Peyton plated the next two runs, respectively.

The Nittany Lions got on the scoreboard in the fourth on a groundout by centerfielder James Coates. Left fielder Greg Guers and designated hitter Tyler Kendall both singled to lead-off the inning and were sacrificed into scoring position by first baseman Willie Burger.

The senior tandem of Guers and Kendall accounted for five of Penn State's eight hits. Guers singled in his first two at-bats for a six at-bat hit streak after going 4-for-4 at Nebraska Sunday. Kendall went 3-for-4 with an RBI for his fourth multi-hit game in his last five games.

Kendall drove in a run in the eighth inning with a single to center after an error allowed a runner in scoring position. However, Daniels took the mound for the final 1 1/3 innings and was perfect to earn the save.

The Hawkeyes were also stellar defensively in the outfield. Robert Neustrom made a diving catch in right field on a well-hit ball by Kendall to prevent a first inning run, and Joel Booker tracked down a deep fly to the left gap to prevent another run from scoring in the fourth.

#### May 20, 2016

UNIVERSITY PARK, Pa. - On Penn State's Senior Day it was a freshman that ended up being the hero, as **Connor Klemann** clinched a winning season with a walk-off, RBI-single in the bottom of the 12th inning to defeat Iowa, 5-4 in Big Ten baseball action Friday at Medlar Field at Lubrano Park.

The 4 hour, 27 minute game, Penn State's longest of the season, capped a doubleheader. Iowa won the day's first game though, 8-0, to clinch the series and a crucial head-to-head tiebreaker over Penn

State, which also finished 12-12 in Big Ten play. Accordingly, Penn State did not qualify for the Big Ten tournament.

In game one, Iowa RHP Tyler Peyton limited Penn State to just three hits, throwing a complete game shutout. Catcher Daniel Aaron Moriel led five Hawkeyes with two-hit games, as he also drove in three runs.

Iowa got on the board with an unearned run in the fourth inning on a sacrifice fly by Moriel with the bases loaded. The Hawkeyes then added two more runs in the sixth inning, as Moriel drove in one from third on a ground out and then another run came across on an error on the next play.

Shortstop Nick Roscetti, who also went 2-for-5, drove in a run in the seventh. The Hawkeyes then added four runs in the ninth.

Game two did not appear to be going in Penn State's favor, as the Hawkeyes tallied four runs in the first three innings. The Lions answered in the bottom of the third though, as senior Greg Guers roped an RBI-single to left field. Guers went a team-best 3-for-6 in his final game,

The score would remain the same until the seventh when freshman right fielder **Jordan Bowersox** delivered with a single to left with runners on second and third and two outs to make it a 4-3 game.

Senior James Coates drew a lead-off walk in the eighth, was sacrificed to second and scored the tying on a single up the middle by shortstop **Conlin Hughes**.

Iowa loaded the bases with one out in the top of the 12th inning, but Penn State worked out of the jam as LHP **Taylor Lehman** earned a strikeout and a groundout. Lehman pitched the final five innings, striking out four and allowing three hits and three walks. RHP **Nick Distasio** had pitched the previous 4 2/3, striking out four and allowing just two hits after entering in the third inning, giving Penn State a total of 9 2/3 innings of scoreless relief.

Bowersox led the bottom half off with a single just off the third baseman's glove. A sacrifice bunt moved him to second and a wild pitch moved him to third. Iowa brought in a fifth infielder, but Klemann found a hole anyways, roping a single between the third baseman and shortstop.

## Series History

(Penn State, 39-30)

At Iowa	17-14
At Penn State	21-16
At Neutral Site	1-0
Big Ten Tournament	1-0

### Game-By-Game

5/20/16	H	W, 5-4 (12)
5/20/16	H	L, 0-8
5/19/16	H	L, 2-3
4/21/13	H	W, 7-4
4/20/13	H	L, 2-5
4/20/13	H	W, 8-7
4/22/12	A	L, 2-4
4/21/12	A	W, 2-0
4/20/12	A	W, 5-2
5/8/11	A	L, 1-2 (10)
5/7/11	A	W, 3-2
5/6/11	A	L, 4-11
5/9/10	H	L 9-13
5/8/10	H	L 3-9
5/7/10	H	W 6-2
5/10/09	A	L, 3-5
5/9/09	A	W, 5-4 (11)
5/8/09	A	W, 8-6
5/11/08	H	W, 11-8
5/10/08	H	W, 13-9
5/10/08	H	W, 6-5
5/9/08	H	W, 6-5 (10)
5/24/07	N	W, 5-3
4/8/07	A	L, 2-6
4/7/07	A	L, 0-1
4/6/07	A	W, 6-1
4/9/06	H	W, 11-10
4/8/06	H	L, 1-2
4/8/06	H	L, 3-11
4/7/06	H	L, 1-6
4/24/05	A	L, 3-10
4/23/05	A	L, 3-13
4/23/05	A	W, 5-4
4/22/05	A	L, 5-6
4/25/04	H	L, 2-6
4/24/04	H	W, 4-1
4/24/04	H	W, 2-1
4/23/04	H	L, 3-6
4/8/01	H	L, 3-10
4/7/01	H	W, 1-0
4/7/01	H	L, 6-7
4/6/01	H	W, 3-1
4/16/00	A	W, 8-1
4/15/00	A	W, 3-0
4/15/00	A	W, 15-2
4/14/00	A	W, 15-11
5/2/99	H	W, 15-10
5/1/99	H	L, 1-4
5/1/99	H	W, 10-0
4/30/99	H	W, 9-1
4/19/98	A	W, 15-9
4/18/98	A	L, 2-6
4/18/98	A	L, 4-5
4/17/98	A	L, 2-3
4/6/97	A	W, 21-15
4/5/97	A	L, 6-7
4/4/97	A	W, 11-5
4/7/96	H	W, 7-3
4/7/96	H	L, 4-7
4/6/96	H	W, 5-1
4/6/96	H	W, 6-1
5/15/95	H	L, 9-10
5/15/95	H	L, 1-15
5/14/95	H	W, 3-1
5/14/95	H	W, 2-0
4/24/94	A	L, 2-16
4/23/94	A	W, 14-13
4/23/94	A	W, 8-4
4/22/94	A	W, 6-4



## National Rankings

### BASEBALL AMERICA

(Apr. 24)

No.	Team	Record	Last
1.	Oregon State	32-3	1
2.	Louisville	33-6	2
3.	North Carolina	31-9	3
4.	<b>TCU</b>	<b>30-8</b>	<b>7</b>
5.	Auburn	30-12	10
6.	Clemson	33-8	5
7.	Texas Tech	33-10	4
8.	Mississippi State	28-14	11
9.	Long Beach State	25-13	12
10.	Kentucky	28-13	14
11.	Florida	27-13	15
12.	Virginia	33-10	13
13.	Arizona	26-12	6
14.	CS Fullerton	24-14	8
15.	LSU	27-14	9
16.	Arkansas	32-10	16
17.	Wake Forest	29-13	17
18.	Stanford	23-12	NR
19.	Texas A&M	28-13	23
20.	Houston	27-12	24
21.	<b>Maryland *</b>	<b>28-11</b>	<b>NR</b>
22.	St. John's	29-5	22
23.	<b>Michigan *</b>	<b>31-9</b>	<b>18</b>
24.	Mercer	35-7	NR
25.	<b>West Virginia</b>	<b>23-15</b>	<b>21</b>

### D1BASEBALL.COM

(Apr. 24)

No.	Team	Record	Last
1.	Oregon State	32-3	1
2.	Louisville	33-6	2
3.	Clemson	33-8	3
4.	North Carolina	31-9	4
5.	<b>TCU</b>	<b>30-8</b>	<b>6</b>
6.	Kentucky	28-13	10
7.	Auburn	30-12	11
8.	Texas Tech	33-10	5
9.	Florida	27-13	12
10.	Mississippi State	28-14	15
11.	Long Beach State	25-13	17
12.	Arizona	26-12	7
13.	LSU	27-14	9
14.	Virginia	33-10	19
15.	Arkansas	32-10	14
16.	CS Fullerton	24-14	8
17.	<b>Michigan *</b>	<b>31-9</b>	<b>13</b>
18.	St. John's	29-5	22
19.	Texas A&M	28-13	20
20.	Stanford	23-12	NR
21.	Wake Forest	29-13	18
22.	<b>Maryland *</b>	<b>28-11</b>	<b>NR</b>
23.	Houston	27-12	23
24.	UL Lafayette	26-14-1	NR
25.	Southern Miss	30-12	16

### USA TODAY

(Apr. 24)

No.	Team	Record	Last
1.	Oregon State (31)	32-3	1
2.	Louisville	33-6	2
3.	Clemson	33-8	4
4.	North Carolina	31-9	3
5.	<b>TCU</b>	<b>30-8</b>	<b>6</b>
6.	Texas Tech	33-10	5
7.	Kentucky	28-13	13
8.	Florida	27-13	10
9.	Auburn	30-12	12
10.	Virginia	33-10	11
11.	LSU	27-14	8
12.	Arizona	26-12	7
13.	Mississippi State	28-14	16
14.	Arkansas	32-10	14
15.	Long Beach State	25-13	19
16.	CS Fullerton	24-14	9
17.	<b>Michigan *</b>	<b>31-9</b>	<b>15</b>
18.	St. John's	29-5	20
19.	Wake Forest	29-13	17
20.	Stanford	23-12	NR
21.	South Carolina	24-15	18
22.	Texas A&M	28-13	NR
23.	Houston	27-12	23
24.	<b>Maryland *</b>	<b>28-11</b>	<b>NR</b>
25.	Southern Mississippi	30-12	21

### COLLEGIATE BASEBALL

(Apr. 24)

No.	Team	Record	Last
1.	Oregon St.	32-3	1
2.	<b>Texas Christian</b>	<b>30-8</b>	<b>3</b>
3.	Louisville	33-6	2
4.	North Carolina	31-9	4
5.	Clemson	33-8	5
6.	Texas Tech.	33-10	6
7.	Mississippi St.	28-14	14
8.	Auburn	30-12	10
9.	Kentucky	28-13	11
10.	Arkansas	32-10	9
11.	St. John's	29-5	13
12.	Virginia	33-10	15
13.	Florida	27-13	16
14.	Louisiana St.	27-14	12
15.	<b>Maryland *</b>	<b>28-11</b>	<b>18</b>
16.	Long Beach St.	25-13	24
17.	Arizona	26-12	7
18.	Cal. St. Fullerton	24-14	8
19.	Gonzaga	24-14	—
20.	Louisiana-Lafayette	26-14-1	—
21.	South Carolina	24-15	21
22.	Vanderbilt	25-16	27
23.	Wake Forest	29-13	17
24.	San Diego	27-11	19
25.	<b>Michigan *</b>	<b>31-9</b>	<b>20</b>
26.	<b>West Virginia</b>	<b>23-15</b>	<b>25</b>
27.	McNeese St.	28-11	23
28.	Missouri St.	27-13	—
29.	Stanford	23-12	—
30.	Southern Mississippi	30-12	22

### NCBWA

(Apr. 24)

No.	Team	Record	Last
1.	Oregon State	32-3	
2.	Louisville	33-6	2
3.	<b>TCU</b>	<b>30-8</b>	<b>7</b>
4.	Clemson	33-8	4
5.	North Carolina	31-9	3
6.	Texas Tech	33-10	5
7.	Kentucky	28-13	12
8.	Virginia	33-10	11
9.	Auburn	30-12	14
10.	Arizona	26-12	6
11.	Florida	27-13	13
12.	Arkansas	32-10	10
13.	Mississippi State	28-14	16
14.	Long Beach State	25-13	17
15.	LSU	26-14	8
16.	St. John's	29-5	19
17.	Cal State Fullerton	24-14	9
18.	<b>Michigan *</b>	<b>31-9</b>	<b>15</b>
19.	Wake Forest	29-13	18
20.	Stanford	23-12	29
21.	Houston	27-12	22
22.	Mercer	35-7	27
23.	Texas A&M	28-13	25
24.	<b>Maryland *</b>	<b>28-11</b>	<b>NR</b>
25.	West Virginia	23-15	24
26.	USF	32-8	30
27.	South Carolina	24-15	23
28.	Southern Mississippi	30-12	25
29.	San Diego	27-11	26
30.	Louisiana	26-14-1	NR

**Bold indicates 2017 opponent**

*\* indicates Big Ten team*

### Penn State vs. Ranked Teams

<b>This Season:</b>	0-6
<b>Streak:</b>	L15
<b>Last Road Win:</b>	#19 Purdue, 16-6 4/1/12
<b>Last Home Win:</b>	#21 Indiana, 13-7 3/22/15

## Multiples & Streaks

### MULTIPLE HIT GAMES

	2	3	4	5+	Tot
Bowersox, Jordan	8	2	1	-	11
Hughes, Conlin	7	3	-	-	10
Giavedoni, Braxton	6	2	-	-	8
Riotto, Nick	5	1	1	-	7
Burger, Willie	5	2	-	-	7
Nadeau, Mason	5	2	-	-	7
Helsel, Christian	3	3	-	-	6
Sloniger, Ryan	4	1	-	-	5
Weisenseel, Joe	2	1	-	-	3
Malinsky, Alex	1	1	-	-	2
Goodnight, Logan	1	-	-	-	1
<b>TEAM</b>	<b>47</b>	<b>18</b>	<b>2</b>	<b>0</b>	<b>67</b>

### MULTIPLE RBI GAMES

	2	3	4	5+	Tot
Burger, Willie	2	2	1	-	5
Bowersox, Jordan	3	1	-	-	4
Riotto, Nick	2	2	-	-	4
Hughes, Conlin	3	1	-	-	4
Helsel, Christian	-	1	1	-	2
Goodnight, Logan	1	-	-	-	1
Malinsky, Alex	-	1	-	-	1
Giavedoni, Braxton	1	-	-	-	1
Sloniger, Ryan	1	-	-	-	1
Leavitt, Keith	1	-	-	-	1
Klemann, Connor	1	-	-	-	1
Nadeau, Mason	1	-	-	-	1
<b>TEAM</b>	<b>16</b>	<b>8</b>	<b>2</b>	<b>0</b>	<b>26</b>

### HITTING STREAKS

	Longest	Current
Hughes, Conlin	10	6
Bowersox, Jordan	9	1
Burger, Willie	7	1
Nadeau, Mason	7	1
Giavedoni, Braxton	6	2
Sloniger, Ryan	6	6
Helsel, Christian	4	-
Davis, Brett	4	4
Weisenseel, Joe	3	3
Goodnight, Logan	3	2
Malinsky, Alex	2	1
Riotto, Nick	2	1
Leavitt, Keith	2	-
Klemann, Connor	2	-
Riggins, Austin	1	1

### REACHED BASE STREAKS

	Longest	Current
Hughes, Conlin	14	6
Bowersox, Jordan	13	13
Sloniger, Ryan	12	6
Giavedoni, Braxton	11	2
Helsel, Christian	10	2
Nadeau, Mason	8	5
Burger, Willie	7	1
Riotto, Nick	5	4
Malinsky, Alex	5	1
Leavitt, Keith	5	4
Weisenseel, Joe	4	4
Davis, Brett	4	4
Riggins, Austin	3	1
Goodnight, Logan	3	2
Klemann, Connor	3	-

### Injury Bug Bites Offense

- Five of Penn State's nine Opening Day starting position players have missed multiple games due to injury. The quintet has missed a combined 74 man-games.
- Leading hitter and outfielder **Jordan Bowersox** has been out of the lineup since Apr. 15. Bowersox leads the team with a .333 batting average, .418 on-base percentage, .480 slugging percentage and nine stolen bases, and is tied for second on the team with three home runs and seven doubles, and is also second with 18 RBIs.
- Freshman centerfielder **Mason Nadeau** was mostly out of action for over a month, but has been a big part of Penn State's offense since his return off the bench against Pitt (4/18). Nadeau has been the team's best hitter and best at getting on-base over the last five games, going 7-for-17 (.412) with a .545 on-base percentage. He also has his first career home run, three RBIs, four walks and a stolen base. For the year, Nadeau is batting .365 with 10 RBIs in 19 starts and 20 games.
- Freshman shortstop **Joe Weisenseel** missed the Michigan series and has not played since the opening game of the Ohio State series (4/8). Weisenseel managed just four hits in his first 17 games, but was just starting to heat up with eight hits in his last six games, batting .500 (8-for-16).
- Senior outfielder **Nick Riotto** played in just two games in the opening month of the season after running full speed into a wall in the season opener at TCU. He led Penn State with a .405 on base percentage in 2016 and batted .307.
- Sophomore infielder **Connor Klemann** has been out since the end of February and will miss the remainder of the season. He batted .260 in 28 games in a freshman season that was also limited by injury.
- Additionally, senior catcher **Alex Malinsky** missed the first month of the season recovering from an injury suffered in preseason training.

### Power Bump

- Penn State has already surpassed its 2016 season total for home runs with 21 for its most since the 2012 team hit 38.
- 18 of the 21 home runs hit this season have come on the road.
- Its 10 home runs in the first 14 games of the season were its most since at least 2002.

### New Power Sources

- Nine different Nittany Lions, one more than last year, have combined for 20 home runs, already surpassing last season's total.
- Five hit their first career home runs, including three sophomores - **Conlin Hughes**, **Jordan Bowersox** and **Keith Leavitt** - and two freshmen - **Braxton Giavedoni** and **Mason Nadeau**.
- Christian Helsel** hit a grand slam against Pacific (3/5) after going homer-less in 2016. He hit one home run in 2015 but has three this season.
- Willie Burger** hit just one home run as a freshman, but hit two in the third game of the season at No. 1 TCU (2/19) and has added two since.
- Nick Riotto** has one home run after hitting two last season. He is the only Nittany Lion returning with multiple home runs hit the season prior.
- Burger is the team power leader with a career-high four home runs and 22 RBIs.

### Youth Movement

- The average Nittany Lion starter this season is a sophomore, as the average class year (Freshman = 1 ... Senior = 4) across all 10 positions through 40 games is 2.12. On the mound the Lions are averaging 2.18 years of experience as compared to 2.13 at the plate.
- For the 2016 season, the Lions averaged 2.25 years in the starting lineup with a youthful 1.96 on the mound and a deceptive 2.49 at the dish as the Lions started two to five freshmen per game.
- Penn State only has three upperclassman position players on the roster.
- A total of 11 Nittany Lions have made their debuts this season.

### Walk-Off X2

- After earning a 2-1 win in the bottom of the ninth against Northwestern (4/23), Penn State now has two walk-off wins on the season.
- Freshman right fielder **Braxton Giavedoni** drove in the winning run over Northwestern with a base-hit to left field with the bases loaded.
- The Nittany Lions previously walked-off Bucknell on Mar. 21, as an error allowed the winning run to score in the bottom of the 10th inning.

### Malinsky Leads Diamond Lions at Nittanyns

- Senior catcher **Alex Malinsky** collected multiple honors at "The Nittanyns."
- Malinsky was a recipient of the "True Grit" award for bouncing back after suffering a serious injury during this past winter's training season.
- He was also recognized for his academic achievement of owning the team's highest GPA.

### Cat Fight

- The Nittany Lions hosted the Panthers (Pitt), Wildcats (Northwestern) and the Leopards (Lafayette) during their last homestand.
- Penn State is 6-7 so far this season against its fellow big cat schools. The Nittany Lions have played the Pacific Tigers (2-1), Columbia Lions (2-2), Pitt Panthers (0-2), Northwestern Wildcats (1-2) and Lafayette Leopards (1-0).
- Penn State also has a home game against the Villanova Wildcats upcoming (May 16).

### All-Around the Infield

- Christian Helsel** has drawn starts at three infield positions this season.
- He has started the last 10 games at second base after starting 31 at third base and eight at first base.
- Helsel currently owns a career-best .965 fielding percentage.

### Helsel Heats Up

- Senior infielder **Christian Helsel** has five multi-hit games in the past month, including three three-hit games with the most recent coming against Northwestern (4/23).
- His three home runs and 17 RBIs on the year are both career highs.

### Penn State to Play at PNC Park

- Penn State has rescheduled its previously postponed contest against West Virginia with a twist, as the game will now be played at PNC Park on Wednesday, May 10 at 7 p.m., the Pittsburgh Pirates announced.
- The Pirates are hosting a make-up of the contest originally scheduled for Wednesday, March 22 that was to be played at Penn

State's Medlar Field at Lubrano Park, but was postponed due to weather. However, the Nittany Lions will be yielding little in the way of home field advantage, as Medlar Field shares the same field dimensions as PNC Park.

- It will be Penn State's first time playing at PNC Park and its first game in a Major League ballpark since May 5, 2012 when it played Minnesota at Target Field, home of the Minnesota Twins. The three-game series also included two games in the Twins' former home, the Metrodome.
- The May 10 matchup at PNC Park will complete the two-game series between the Mountaineers and Nittany Lions. Game one is scheduled for a 6:30 p.m. first pitch on Tuesday, May 9 at Monongalia County Ballpark in Morgantown, W.Va.

#### Home Sweet Home

- The Nittany Lions are in their 11th season in Medlar Field at Lubrano Park, where they hold a 140-93 all-time record and are off to a 8-8 start this season.
- In 2016, Penn State won a facility record 10 consecutive games en route to totaling 15 wins, its most since 2008.
- The Lions enjoyed their seventh winning mark in the park and hosted two of the 11 largest crowds in program history.

#### At Maryland (4/14-16)

#### Going the Distance

- RHP **Sal Biasi** carried a one-hitter into the ninth against Maryland, but home runs on back-to-back pitches with one out gave Maryland a 2-1 victory over the Nittany Lions.
- Biasi finished with the first complete game for Penn State since 2014, going a career-high 8 1/3 innings and yielding the two runs on three hits and a walk with six strikeouts.

#### Bucknell (4/11)

#### Beginners' Luck

Player	GS	Position											Batting Order								
		p	c	1b	2b	3b	ss	lf	cf	rf	of	dh	1st	2nd	3rd	4th	5th	6th	7th	8th	9th
2 Hughes, Conlin	40	.	.	.	30	.	10	.	.	.	.	.	8	11	14	2	1	3	1	.	.
8 Helsel, Christian	39	.	.	8	10	21	.	.	.	.	.	.	3	7	1	4	3	6	13	2	.
23 Giavedoni, Braxt	34	.	.	.	.	.	.	12	.	20	.	2	.	.	2	13	14	3	1	.	1
13 Bowersox, Jorda	33	.	.	.	.	.	.	1	16	16	.	.	17	5	.	3	6	2	.	.	.
12 Riotto, Nick	33	.	.	.	.	.	.	22	2	4	.	5	7	9	2	5	7	1	2	.	.
11 Sloniger, Ryan	32	.	24	6	.	.	.	.	.	.	.	2	.	.	2	2	7	10	6	4	1
28 Burger, Willie	28	.	7	21	.	.	.	.	.	.	.	.	.	.	16	10	1	1	.	.	.
14 Goodnight, Loga	27	.	.	.	.	18	8	.	.	.	.	1	.	.	.	.	.	.	1	6	20
5 Weisenseel, Joe	22	.	.	.	.	.	22	.	.	.	.	.	2	.	.	.	.	1	5	9	5
20 Nadeau, Mason	19	.	.	.	.	.	.	.	19	.	.	.	2	5	.	.	.	3	1	4	4
22 Leavitt, Keith	17	.	.	.	.	.	.	5	.	.	.	12	.	.	.	.	1	5	4	6	1
19 Davis, Brett	16	.	5	5	.	.	.	.	.	.	.	6	.	.	.	.	.	5	4	6	1
6 Biasi, Sal	10	10	.	.	.	.	.	.	.	.	.	.	.	.	.	.	.	.	.	.	.
31 Hagenman, Justi	10	10	.	.	.	.	.	.	.	.	.	.	.	.	.	.	.	.	.	.	.
17 Malinsky, Alex	9	.	4	.	.	.	.	.	.	.	.	5	.	.	.	.	.	.	2	3	4
4 Klemann, Connor	8	.	.	.	.	1	.	.	.	.	.	7	1	3	3	1	.	.	.	.	.
21 Bates, Schuyler	5	5	.	.	.	.	.	.	.	.	.	.	.	.	.	.	.	.	.	.	.
15 Mock, Eric	4	4	.	.	.	.	.	.	.	.	.	.	.	.	.	.	.	.	.	.	.
33 Gayman, Myles	4	4	.	.	.	.	.	.	.	.	.	.	.	.	.	.	.	.	.	.	.
10 Lehman, Taylor	3	3	.	.	.	.	.	.	.	.	.	.	.	.	.	.	.	.	.	.	.
9 Riggins, Austin	3	.	.	.	.	.	.	.	3	.	.	.	.	.	.	.	.	.	.	.	3
29 Bartels, Cole	3	3	.	.	.	.	.	.	.	.	.	.	.	.	.	.	.	.	.	.	.
25 Pilewicz, Jake	1	1	.	.	.	.	.	.	.	.	.	.	.	.	.	.	.	.	.	.	.

- Five of Penn State's wins have come with first-time starting pitchers.
- Most recently, junior RHP **Jake Pilewicz** made his first career start against Bucknell (4/11) and went five innings, only surrendering two runs on seven hits and three walks.
- Junior RHP **Schuyler Bates** earned his first career win in his first start against Cornell (3/29). Bates put together a five-inning, three-strikeout effort, allowing just two hits and two walks and retiring the sides in the third, fourth and fifth innings.
- Penn State also prevailed in the starting debuts of RHP **Myles Gayman**, RHP **Cole Bartels** and RHP **Eric Mock**.

#### At Pitt (4/4)

#### Back-to-Back Again

- Penn State slugged back-to-back home runs twice in a span of three games.
- **Christian Helsel** and **Willie Burger** went deep consecutively at No. 22 Michigan (4/1) in the fourth inning, and then Helsel followed a **Jordan Bowersox** homer with one of his own at Pitt (4/4) in the fifth inning.

#### In-State Opponent Winning Streak Ends

- Penn State saw its winning streak against Pennsylvania schools end at 13 with a 3-2 loss at Pitt (4/4).
- It was the first loss in the last five meetings with Pitt and the first loss to a Pennsylvania school since dropping one of four at Bucknell in 2014.

#### At Michigan (3/31-4/2)

#### Scholly Takes the Mound

- Penn State senior **Tim Scholly** has already pitched more this season than he had in his previous three years combined (counting the 2015 season he missed due to injury).
- Scholly has four appearances this season and worked three scoreless innings in games at UC Davis (3/8), at Sacramento State (3/10) and at Delaware (3/18).

## Honors & Awards

#### SAL BIASI

Big Ten Players to Watch List  
Highmark Penn State Student-Athlete of the Week (4/12, 4/19)

#### WILLIE BURGER

Big Ten Players to Watch List

#### NICK RIOTTO

Big Ten Players to Watch List

#### RYAN SLONIGER

Johnny Bench Award Watch List

## Home Run Tracker

#	Player	Gm	Date	Opponent	Pitcher	On Inn	Out	Ct	Score	Final
1.	Burger	3	Feb 19	at TCU	Lodolo	.1.	1	2	2-1	0-0 L 3-9
2.	Burger	3	Feb 19	at TCU	Coughlin	0..	8	1	0-0	2-9 L 3-9
3.	Hughes	5	Feb 25	vs Xavier	CZABALA	.1.	8	0	3-2	2-10 L 4-10
4.	Giavedoni	6	Feb 25	vs Xavier	ASTLE	* 0..	2	0	2-0	0-0 L 5-7
5.	Helsel	8	Mar 04	at Pacific	O'BANNON	...3	9	2	2-2	7-4 W 11-4
6.	Hughes	9	Mar 05	at Pacific	BESSE	.1.	8	1	1-0	9-2 W 11-2
7.	Riotto	12	Mar 09	at Sac State	Dillon, J	0..	5	0	1-1	0-0 W 4-2
8.	Bowersox	12	Mar 09	at Sac State	Dillon, J	* 0..	6	0	0-1	2-0 W 4-2
9.	Leavitt	13	Mar 10	at Sac State	Palscha, J	* 0..	8	0	1-1	2-11 L 3-11
10.	Burger	14	Mar 11	at Sac State	Olson, T	.2.	3	2	0-2	1-0 W 6-1
11.	Bowersox	24	Mar 31	at Michigan	Jaskie	.1.	5	2	-	0-5 L 6-10
12.	Helsel	25	Apr 01	at Michigan	Nutof	* 0..	4	0	2-1	0-4 L 2-15
13.	Burger	25	Apr 01	at Michigan	Nutof	0..	4	0	0-2	1-4 L 2-15
14.	Bowersox	27	Apr 04	at Pittsburgh	Hammer	0..	5	1	2-0	0-1 L 2-3
15.	Helsel	27	Apr 04	at Pittsburgh	Hammer	0..	5	1	1-2	1-1 L 2-3
16.	Hughes	30	Apr 09	Ohio State	Calvert	0..	1	1	1-1	0-0 L 2-11
17.	Sloniger	33	Apr 14	at Maryland	Shaffer, B	* 0..	5	0	2-1	0-0 L 1-2
18.	Giavedoni	35	Apr 16	at Maryland	Bloom, T	* 0..	2	0	0-0	0-3 L 2-15
19.	Giavedoni	35	Apr 16	at Maryland	Bloom, T	* 0..	6	0	1-1	1-11 L 2-15
20.	Riotto	37	Apr 21	Northwestern	Wetherbee	* 0..	4	0	2-0	2-1 L 5-12
21.	Nadeau	40	Apr 26	Lafayette	Jones, C	.1.	6	0	0-0	5-2 W 9-2

\* - leadoff homerun

## Record When

Total .....	14-26
Conference.....	2-10
Non-Conf .....	12-16
Home .....	8-8
Away .....	4-16
Neutral .....	2-2
Day.....	8-16
Night .....	6-10
vs Left .....	4-11
vs Right .....	10-15
1-Run games .....	2-2
2-Run games .....	3-2
5+Run games.....	6-16
Extra inns .....	1-0
Shutouts.....	0-2
Scoring 0-2 runs.....	1-15
Scoring 3-5 runs.....	3-10
Scoring 6-9 runs.....	6-1
Scoring 10+ runs.....	4-0
Opponent 0-2 runs.....	8-1
Opponent 3-5 runs.....	4-4
Opponent 6-9 runs.....	2-11
Opponent 10+ runs.....	0-10
Scored in 1st inning.....	5-5
Scores first .....	9-10
Opp. scores first .....	5-16
After 6 leading .....	11-3
After 6 trailing .....	2-23
After 6 tied.....	1-0
After 7 leading .....	12-2
After 7 trailing .....	0-24
After 7 tied.....	2-0
After 8 leading .....	13-3
After 8 trailing .....	0-23
After 8 tied.....	1-0
Hit 0 home runs.....	9-15
Hit 1 home run .....	4-7
Hit 2+ home runs.....	1-4
Opponent 0 home runs .....	10-15
Opponent 1 home run .....	4-6
Opponent 2+ HRs .....	0-5
Made 0 errors.....	5-7
Made 1 error.....	4-5
Made 2+ errors.....	5-14
Opp. made 0 errors.....	2-12
Opp. made 1 error.....	5-8
Opp. made 2+ errors.....	7-6
Out-hit opponent .....	9-6
Out-hit by opponent .....	3-18
Hits are tied .....	2-2

### Inning-by-inning summary

	1	2	3	4	5	6	7	8	9	Ex	Total
PSU	16	15	20	20	29	12	15	23	13	1	164
OPP	21	29	27	28	44	43	30	19	19	0	260

### Record when team scores:

Runs	0	1	2	3	4	5	6	7	8	9	10+
W-L	0-2	0-6	1-7	0-5	2-2	1-3	3-1	1-0	1-0	1-0	4-0

### Record when opponent scores:

Runs	0	1	2	3	4	5	6	7	8	9	10+
W-L	0-0	3-0	5-1	2-1	1-1	1-2	1-4	1-2	0-3	0-20	10-0

### Record when leading after:

Inn.	1	2	3	4	5	6	7	8
W-L	5-4	6-4	8-4	10-5	11-4	11-3	12-2	13-3

### Record when trailing after:

Inn.	1	2	3	4	5	6	7	8
W-L	1-8	2-16	0-19	0-20	1-21	2-23	0-24	0-23

### Record when tied after:

Inn.	1	2	3	4	5	6	7	8
W-L	8-14	6-6	6-3	4-1	2-1	1-0	2-0	1-0

- The State College native allowed a single at Delaware (3/18) for his first hit allowed of the season, but recorded his first career strikeout too.
- Scholly entered 2017 with 2 1/3 IP over three appearances in 2014 and 2016.

### Cornell (3/29)

#### Career Night For Malinsky

- **Alex Malinsky** made his first start of the season against Cornell (3/29) after missing start of the season due to a preseason injury.
- Malinsky set career highs with three hits, two doubles and three RBIs, and he stole his second career base.

### Bucknell (3/21)

#### Bonus Baseball

- Penn State's first foray into extra innings in 2017 was a successful one, as the Nittany Lions defeated Bucknell (3/21) in the bottom of the 10th.
- It has won its last three extra inning games.

### At Sacramento State (3/9-11)

#### Lions Find Ways to Score Against Tough Pitching, Get Tough Pitching

- Sacramento State RHP Justin Dillon had thrown a no-hitter and limited No. 11 Washington to a hit and walk in his previous two outings before facing the Nittany Lions (3/9), and he ranked second in the nation with a 0.18 WHIP entering the game with just two hits, two walks and a run allowed in 22.0 innings to go along with 25 strikeouts. However, **Nick Riotto** and **Jordan Bowersox** both managed home runs as Dillon surrendered three hits – all for extra bases – a walk and three runs to the Nittany Lions over seven innings.
- RHP **Sal Biasi** and RHP **Nick Distasio** combined to hold Sacramento State to four hits, as Penn State earned a 4-2 victory in the series opener.
- In a season-high 5 2/3 innings pitched, Biasi struck out a career-high nine, surrendering two runs on three hits and three walks

#### Decisions for Distasio

- RHP **Nick Distasio** earned decisions in four straight appearances, totaling three saves and a win.
- Distasio earned the final two outs vs. Xavier (2/24) for his first career save and then pitched 3 1/3 innings in the series finale (2/26) to earn the win.
- Including the Xavier win, he had three appearances for 3 1/3 innings. He earned 3 1/3 inning saves at Pacific (3/4) in an 11-4 victory and at Sacramento State (3/9) in a 4-2 victory.

#### Burger Factors in on Five Runs

- **Willie Burger** factored in on five of the six runs scored by Penn State in the series finale victory over Sacramento State (3/11).
- Burger went 3-for-5, a triple shy of the cycle, with a three-run home run helping him total four RBIs and two runs on the day.
- Burger drove in the first run in the top of the first inning, hit a three-run home run in the third, and doubled and scored in the ninth.

#### Two Two-Hitters

- Penn State pitching has combined to earn two, two-hit or less games in the same season for the first time since 2007.
- In 2007, the Lions limited Central Connecticut State to two hits on Mar. 23 and

Northwestern to one hit on Apr. 21.

- This season, the Lions have held No. 1 TCU (2/17) and Sacramento State (3/11) to two hits each.
- Most recently, RHP **Cole Bartels** surrendered two hits in the first 3 2/3 innings against Sac State, but the bullpen held the Hornets hitless over the final 5 1/3 innings.
- RHP **Dakota Forsyth** was able to induce a pop-up to get out of the fourth, and then he pitched the next two innings. RHP **Eric Mock** allowed just a walk over 1 2/3 innings and LHP **Taylor Lehman** was perfect in getting the final four outs.
- The two hits allowed at TCU were the fewest allowed by the Lions since Mar. 29, 2015 against Central Connecticut State (two hits), and the fewest allowed on the road since Apr. 5, 2014 at Purdue (one hit).

#### Homecoming for Coach

- Penn State head coach **Rob Cooper** returned to his native Sacramento due to Penn State's week-long spring break trip in California.
- He graduated from El Camino High School and also played at Sacramento City College in the early 1990's and was an assistant coach their from 1999-2003.
- Many friends and family members supported the team throughout the week. They were dubbed "Cooper's Town West."

### At Pacific (3/4-6)

#### Grand Slam

- Senior **Christian Helsel** hit Penn State's first grand slam since Louie Picconi hit one on April 24, 2010 at Ohio State.
- Helsel's slam came with two outs in the ninth.

#### Double-Digit Runs

- Penn State won the first two games against Pacific scoring 11 runs in each.
- It marked the first time since 2014 that Penn State scored double-digit runs in back-to-back games. The Lions scored 10 in a win over Northwestern (3/29) and 15 in a win over Youngstown State (4/1) in 2014.
- Penn State last completed the feat against the same team in 2010 against Michigan State scoring 18 and 22 runs in back-to-back games.
- Penn State last completed the feat on the road also in 2010, scoring 18 and 14 runs at Ohio State.

### Season Notes

#### Johnny Bench Award Watch List

- Sophomore catcher **Ryan Sloniger** was named to the 2017 Johnny Bench Award Watch List presented by BaseballSavings.com, the Greater Wichita Area Sports Commission announced.
- The award is given annually to the top catcher in NCAA Division I baseball. Sloniger is one of eighty-five catchers who was nominated for the award by their coach.
- The list will be updated to include other candidates until May 1, 2017. The watch list will then be narrowed down to the semifinalists, whom will be announced May 17, 2017.

#### Big Ten Players to Watch

- Junior RHP **Sal Biasi**, OF **Nick Riotto** and IF/C **Willie Burger** were tabbed as Big Ten Players to Watch.
- In his first season as a starter last season, Biasi led the team in strikeouts with 66 and



posted a 5-6 record over 13 starts and 14 appearances, totaling 67 1/3 innings. His 3.74 ERA ranked second among Penn State starters.

- Riotto enjoyed a breakout season in 2016 and led the team with a .405 on-base percentage and ranked second with 24 walks. He struck out just 14 times in 197 at-bats and batted .307 to rank fourth on the team.
- Burger was a unanimous pick to the Big Ten All-Freshman Team, was a Big Ten Player of the Week and a two-time Big Ten Freshman of the Week. He finished second on the team with 34 RBIs despite not appearing in 19 games.

#### Challenging Slate

- Penn State is competing against six teams coming off NCAA Tournament appearances in 2016, opening the season at TCU (Feb. 17-19) coming off its third-straight College World Series appearance and its fourth in the last six years. The Horned Frogs traveled from Fort Worth, Texas to Penn State for a three-game series last May.
- The Nittany Lions faced another NCAA tourney team the next weekend, hosting defending Big East Champion Xavier for a three-game series Feb. 24-26 at the USA Baseball National Training Center.
- Penn State is hosting a total of four reigning tournament teams, including defending America East Champion Binghamton (Mar. 28). The other three comprise three of Penn State's four home Big Ten series: conference champion Ohio State (Apr. 7-9), Minnesota (May 5-7) and Nebraska (May 18-20).

#### Helsel Wins "We Are" Award

- The first recipient of Penn State baseball's inaugural "We Are" Award was senior **Christian Helsel**. The award is given in recognition for best exemplifying what it means to be a Penn Stater with involvement in the community.
- It was presented at Penn State's fifth annual First Pitch Dinner, Jan. 20.
- **Wyatt Shaffer**, the youngest member of Penn State's team at just 13 years old, presented Helsel with the award. Wyatt joined the Nittany Lions in 2015 through Team IMPACT, an organization that helps children facing life threatening and chronic illnesses get drafted by local college teams.
- Writer and U.S. Marine Ryan Spaeder (@theaceofspaeder), ESPN college baseball analyst Mike Rooney and head coach **Rob Cooper** all spoke at the dinner.

#### Top 50 Class Inked

- Penn State baseball received National Letters of Intent from seven signees on National Signing Day.
- The class, which will begin participation in the 2017-18 academic year, ranks 50th in the nation and fourth in the Big Ten according to leading baseball scouting service Perfect Game.
- The class includes four pitchers, one two-way player and two position players. Three -- Conor Larkin (Royersford, Pa.), Jeff Taylor (Pequea, Pa.) and Kyle Virbitsky (Media, Pa.) -- hail from Pennsylvania, while another three -- Tyler Dearden (Lumberton, N.J.), Ralph Gambino (Freehold, N.J.) and Tommy Gibson (Williamstown, N.J.) -- hail from New Jersey. Bailey Dees (Charlotte, N.C.) hails from North Carolina.
- The Nittany Lions will announce additional

members of the Class of 2021 later in the academic year.

#### Summer Success

- **Connor Klemann** was named to the Cal Ripken League All-Star team. He finished the year batting .275 with four home runs and tied for the team high of 24 RBIs. He helped the Baltimore Redbirds reach the league championship final.
- **Willie Burger** hit four home runs in 33 games to tie for eighth in the Cape Cod League, as his Falmouth Commodores posted the best regular season record before coming up short in the championship series.
- **Taylor Lehman** pitched 31 innings over 10 appearances for the Cotuit Kettleers in the Cape League, including two starts. He struck out 17 and posted a 3.19 ERA and 3-1 record.
- **Christian Helsel** played in a team-high 69 games for the Battle Creek Bombers in the Northwoods League. He batted .247 for the season with five home runs, 36 RBIs and 12 stolen bases.
- **Nick Riotto** batted .274 over 42 games with the North Adams SteepleCats in the New England League, and also drove in 13 runs and stole 13 bases.
- **Jordan Bowersox** batted .299 over 27 games, and also drove in 12 runs and stole six bases for the Winter Park Diamond Dawgs in the Florida Collegiate Summer League.

### Medlar Field at Lubrano Park

	<b>W</b>	<b>L</b>	<b>GP</b>	<b>%</b>
2007	17	6	23	.739
2008	15	9	24	.625
2009	10	11	21	.476
2010	13	9	22	.591
2011	14	7	21	.667
2012	18	5	23	.783
2013	9	11	20	.450
2014	8	9	17	.471
2015	13	7	20	.650
2016	15	11	26	.577
<b>2017</b>	<b>8</b>	<b>8</b>	<b>12</b>	<b>.500</b>
<b>TOTAL</b>	<b>140</b>	<b>93</b>	<b>233</b>	<b>.601</b>

- Penn State is in its 11th season in Medlar Field at Lubrano Park.
- The Nittany Lions enjoyed its seventh winning season in the park's 10-year history in 2016.
- With 15 home wins, Penn State had its most wins in Happy Valley since 2012.
- The Lions played their most home games in a season in the facility, completing 26 games.

### Top Medlar Crowds

<b>Date</b>	<b>Opponent</b>	<b>Result</b>	<b>Total</b>
1. Apr. 21, 2007	N'western* (DH)	W, 1-0; W, 11-5	3,946
2. Apr. 19, 2008	Indiana* (DH)	W, 8-1; W, 3-2	3,739
3. Apr. 24, 2009	Illinois*	L, 3-7	3,279
4. Apr. 25, 2009	Illinois*	L, 5-11	2,749
5. Apr. 18, 2008	Indiana*	W, 7-3	2,596
6. Apr. 20, 2007	Northwestern*	W, 7-6	2,232
7. May 7, 2016	#10 TCU (DH)	L, 2-6; L, 4-5	2,185
<b>8. Apr. 22, 2017</b>	<b>Northwestern</b>	<b>W, 2-1</b>	<b>2,074</b>
9. May 1, 2010	Michigan State*	W, 22-5	2,061
10. Apr. 5, 2008	#22 Michigan* (DH)	L, 0-1; L, 3-6	2,026

- Penn State drew its eighth-largest crowd all-time at Medlar this season with 2,074 Apr. 22 against Northwestern.
- The Lions drew their largest crowd since 2010 to its doubleheader against No. 10 TCU, with a season-high 2,185 fans.
- Penn State drew 1,949 fans to its doubleheader against Maryland.
- Led by the relaunch of the student group "Cooper's Town," student season ticket sales soared 54% prior to the season.



Rob  
**COOPER**

Fourth Year  
Miami (Fla.), 1994

**Head Coach**

The 2017 baseball season will be Rob Cooper's fourth as head coach of the Nittany Lion baseball program. Not shy about stating his ultimate goal of returning Penn State to Omaha in June, the Lions have made significant strides under his leadership.

Penn State is not only coming off its best season with Cooper at the helm, but perhaps its most unique in program history, as Cooper, no stranger to international baseball, led the Nittany Lions on a historic trip to Cuba in November 2015.

The rare, once-in-a-lifetime experience helped bring a young Penn State team together, and the Lions went on to earn their first winning record since 2012. The starting lineup included at least three freshmen in all but six games and five to six freshmen in 19 games, and took on nine eventual NCAA Tournament teams, including a three-game series at home against College World Series participant TCU. The Lions' 28 wins were a 10-win improvement over the previous season, and its 12 Big Ten wins doubled the 2015 total and was one more than the previous two seasons combined.

The season ended with a 12-inning, walk-off victory, giving Cooper 350 wins for his head coaching career.

Returning players continued to improve under Cooper's guidance to lead the youthful squad, and junior third baseman Jim Haley and senior closer Jack Anderson earned the ultimate honor of being drafted by Major League teams. Haley played all three seasons at Penn State under Cooper, while Anderson dramatically improved over his final three seasons to become Penn State's all-time leader in appearances and saves. Haley and Anderson became the eighth and ninth players, respectively, of Cooper's 12-year head coaching career to be drafted by Major League teams. During a successful nine-year stint as the head coach at Wright State, seven of the players he coached were drafted, including eventual Major Leaguer Joe Smith, and 12 more signed professional free agent contracts.

Haley and Anderson were the first drafted out of Penn State since 2012, and Anderson and senior outfielder Greg Guers became the program's first All-Big Ten picks also since 2012. Infielder Willie Burger and pitcher Justin Hagenman drew All-Big Ten Freshman recognition, while Hagenman also became Penn State's first Louisville Slugger All-American since 1997.

Although Cooper has proven himself to be a great head coach on the field, his strong belief in the first part of the term "student-athlete" is perhaps the top reason he has proven to be an excellent fit at Penn State. Even with state-of-the-art facilities, the chance to take on elite competition and a program history that includes five trips to the College World Series, Cooper cites the value of a Penn State degree as one of the top reasons to join his program. The last message to the team before departing the bus upon return from a road trip – no matter the hour – is often a stern reminder to be in class on time and take care of school work.

The trip to Cuba prior to the 2016 season is perhaps the best example of his commitment to developing truly educated men. The extensive planning for the trip began well before U.S. policy regarding travel to Cuba loosened, and playing baseball was a secondary aspect. Nonetheless, Penn State became the first NCAA Division I team to compete against a Cuban National Series team, the first U.S. team at any level to defeat a Cuban National Series team, the first U.S. baseball team to play in Cuba since restoration of diplomatic ties with Cuba, the second NCAA team to play in Cuba since restoration of diplomatic ties (Coastal Carolina men's basketball, August 2015) and the fifth NCAA Division I baseball team to compete in post-revolutionary Cuba. The harmony between academics and athletics was on full display, as multiple professors and a group of journalism students also joined the travel party.

In three years at Penn State, 30 of Cooper's student-athletes have earned Academic All-Big Ten honors, including Jack Anderson, who this past season became the first Nittany Lion in six years to be named to the CoSIDA Academic All-District team. As a military history buff, Cooper's speeches to the team often include historical references. He even arranged to have the team visit the headquarters of the Navy SEAL Team VI headquarters and speak with a pair of Navy SEALs – one a Penn State alum –

during a travel day on the team's 2015 spring break trip.

Cooper was selected as the 14th head baseball coach in Penn State history on August 9, 2013. He brought an accomplished resume that included three NCAA

tournament appearances as a head coach at Wright State and five more at various stops as an assistant coach, including two trips to the College World Series with Miami (Florida). Cooper was twice named the Horizon League Coach of the Year and guided Wright State to three league tournament championships and two regular season championships after the team suffered six losing seasons in the seven years before his arrival.

With Cooper seeking to complete yet another program turnaround, the Lions started making gains during his second season in Happy Valley in 2015. Penn State totaled 18 wins against a schedule ranking in the bottom third nationally during his inaugural campaign in 2014, but rose to the challenge the following season, matching the previous season's 18 wins despite playing a schedule that ranked in the upper third in difficulty and involved 10 games against top-25 opponents. The Nittany Lions rallied from a 7-0 deficit against No. 21 Indiana for their first win over a ranked opponent in three seasons and gave eighth-ranked Illinois its biggest scare during its record winning streak, battling for 15 innings. Penn State ultimately won one more conference game than the year before, despite the Big Ten enjoying arguably its most competitive season to date with a league-record five teams earning NCAA Tournament bids.

A major part of Cooper's scheduling philosophy involves getting the Lions in "NCAA Regional environments" to prepare them for success beyond Memorial Day. The Lions have certainly done that the past two seasons, travelling to traditional powers Texas A&M and South Carolina (twice), while hosting TCU. ACC and Big 12 schools have also dotted the Lions' slate, as the Big Ten as a whole has staked its ground as one of the premier baseball conferences in the country despite notions that Northern schools cannot be successful.

Shortly after Cooper accepted the Penn State head coaching position in 2014, the California native traveled to Taichung, Taiwan to serve as the head coach of USA Baseball's U18 National Team at the IBAF U18 World Cup. Cooper steered Team USA to an 8-1 record in World Cup play, including seven consecutive victories to win the gold medal.

Not long after the triumph in Taiwan, Cooper received one of the highest honors bestowed in the profession, as he was announced as the Rod Dedeaux USA Baseball Coach of the Year. With the honor, Cooper became just the 16th individual in the award's history to receive the accolade, joining the likes of Scott Brosius, Davey Johnson and Tommy Lasorda.

Cooper was also a member of the coaching staff for the 2007 and 2009 USA College National teams. The 2007 team earned a silver medal at the Pan Am Games in Rio de Janeiro, Brazil. Fourteen of the 20 players on the 2007 team reached the Major Leagues, including 2013 All-Star Pedro Alvarez. Fourteen of the 22 members of the 2009 team have also reached the Major Leagues, including 2015 All-Stars Gerrit Cole and Yasmani Grandal.

Cooper methodically built Wright State into a perennial contender in the Horizon League with seven 30-win seasons, two Horizon League regular-season titles, three Horizon League Tournament crowns and six Horizon League Championship game appearances. In nine seasons starting in 2005, Cooper accumulated a 286-230 record, including a pair of wins over No. 1-ranked opponents Virginia (3/5/10) and Georgia (3/24/09). He was named the Horizon League Coach of the Year in 2010 and 2011.

Cooper saw 47 players earn all-conference accolades and 18 garner all-newcomer honors. He also produced five Horizon League Players of the Year, one Pitcher of the Year, three Relief Pitchers of the Year and two Newcomers of the Year.

## THE COOPER FILE

**B.A. Miami University**  
**In Fourth Season as Penn State's Head Coach**  
**In 13th Season as a Head Coach at the Collegiate Level**  
**Three NCAA Tournament Appearances**  
**Four Horizon League Championships**  
**One Gold Medal with USA Baseball**  
**Rod Dedeaux USA Baseball Coach of the Year**

School	Year	Overall	Win%	Conference	Win%
Wright State	2005	26-33	.441	11-9 Horizon	.550
Wright State	2006	32-27	.593	17-13 Horizon	.567
Wright State	2007	36-22	.621	21-9 Horizon	.700
Wright State	2008	30-23	.566	16-6 Horizon	.727
Wright State	2009	33-30	.524	14-12 Horizon	.538
Wright State	2010	31-25	.554	17-6 Horizon	.739
Wright State	2011	36-19	.655	16-7 Horizon	.696
Wright State	2012	37-21	.638	20-10 Horizon	.667
Wright State	2013	25-30	.455	9-12 Horizon	.429
Penn State	2014	18-32	.360	5-18 Big Ten	.217
Penn State	2015	18-30	.375	6-16 Big Ten	.273
Penn State	2016	28-27	.599	12-12 Big Ten	.500
Penn State	2017	14-26	.350	2-10 Big Ten	-
<b>Penn State</b>	<b>4 Seasons</b>	<b>78-115</b>	<b>.404</b>	<b>25-56 Big Ten</b>	<b>.309</b>
<b>Career</b>	<b>13 Seasons</b>	<b>364-345</b>	<b>.513</b>	<b>166-140</b>	<b>.542</b>

The 2011 season saw Cooper record his 200th coaching victory and earn the Horizon League Coach of the Year award for the second consecutive year. The Raiders won their second-straight Horizon League regular season title with a 16-7 record, claimed the league tournament crown by winning three-straight games and advanced to the NCAA Regionals in College Station, Texas. In 2010, the Raiders won the Horizon League regular-season title with a mark of 17-6, the first regular-season conference crown for the program since the 1997 squad won the Midwestern Collegiate Conference title. The 2009 Wright State Raiders compiled a 33-30 overall record and returned to the NCAA Tournament following a Horizon League Tournament championship.

At season's end in 2008, Cooper watched as a school and Horizon League-record three players were drafted during the 2008 Major League Baseball First Year Player Draft. In 2007, Wright State enjoyed one of the most prolific offensive seasons in school history as it broke three career records and 11 single-season school records. Ross Oeder, now a Penn State assistant coach on Cooper's staff, was named the Horizon League Player of the Year and garnered second-team All-America Honors. The 2006 edition of the Raiders set six school records and posted the most season wins in five years. Cooper's squad defeated nationally-ranked TCU on the road, topped national-powerhouse Notre Dame in South Bend and was on the brink of an upset against eventual National Champion Oregon State in the NCAA Corvallis Regional.

Before arriving at Wright State, Cooper served as the hitting coach, recruiting coordinator and bench coach at Oral Roberts University. A perennial power of the Mid-Continent Conference (now Summit League), ORU advanced to the finals of the NCAA Austin Regional in 2004, beating TCU twice before falling to Texas, 7-3 and 7-5. The Golden Eagles finished with an overall mark of 50-11 in 2004 and had five players selected in the Major League Baseball draft, two honored as All-Americans by the ABCA and three named All-Americans by the College Baseball Insiders website.

Cooper began his coaching career at national power Miami, spending two seasons (1994-95) as a student/graduate assistant on the Hurricanes' staff. While at Miami, Cooper helped the Hurricanes to College World Series berths in 1994 and 1995. Cooper spent the 1996 season as an assistant and team academic coordinator at Wake Forest, then moved on to Tulane for the next two seasons, serving as the Green Wave's hitting coach. In 1997, the Green Wave won the Conference USA regular-season crown, and in 1998, they advanced to the NCAA Tournament. Cooper left Tulane following the 1998 season and returned to Sacramento City College, where he starred in the early 1990s before lettering at Miami in 1993.

Along with his college coaching experience, Cooper also was an associate scout for the Los Angeles Dodgers from 1990-92 and has been selected to four coaching stints with USA Baseball in 2000, 2007, 2009 and 2013.

Cooper earned his bachelor's degree in psychology from Miami in 1994 and a master's in sports sciences/administration from Miami in 1996. He is married to his wife, Maureen, and has two sons, Jake and Tyson.



## Starting Pitchers



**Sal BIASI**  
 Hazle Township, Pa.  
 Hazelton  
 Biobehavioral Health  
**Jr. • RHP • R/R**

CAREER VS. IOWA											
ERA	W-L	G/GS	CG	SV	IP	H	R	ER	BB	K	B/avg
1.80	0-1	1/1	0	0	5	8	3	1	0	6	.364

### SEASON NOTES

**AT No. 1 TCU (2/17):** Started the season opener pitching 3 2/3 innings, allowing one hit, four walks and two earned runs while striking out seven.  
**Vs. Xavier (2/24):** Collected first win of the season pitching five innings and striking out five, allowing just three hits and three earned runs with no walks.  
**At Sacramento State (3/9):** Collected his second win of the season pitching 5 2/3 innings, striking out a then-career high nine batters while giving up only three hits, three walks and two runs. **At Delaware (3/18):** Pitched 5 2/3 scoreless innings with a career-high 11 strikeouts and only surrendered three hits, three walks and an unearned run ... Second consecutive appearance setting a career-high for strikeouts. **Columbia (3/24):** Struck out eight in five innings to earn the win. **Ohio State (4/8):** Earned win allowing only an unearned run on three hits and three walks with nine strikeouts over 6 2/3 innings. **At Maryland (4/14):** Pitched a career-high 8 1/3 innings, carrying a one-hitter into the ninth inning. **Northwestern (4/21):** Pitched five-plus innings in the start, striking out seven and giving up three earned runs.

### SEASON BESTS

IP: 8.1 .. (at Maryland, 4/14)  
 H: ..... 1 .. (at TCU, 2/17)  
 R: ..... 1 .. (2x; last Ohio State, 4/8)  
 ER: .. 0 .. (2x; last Ohio State, 4/8)  
 K: ... 11 .. (at Delaware 3/18)  
 BB: . 0 .. (Xavier, 2/24)

### CAREER BESTS

IP: ... 8.1 ... (at Maryland, 4/14/17)  
 H: ..... 0 ... (3x; last Central Conn., 3/27/15)  
 R: ..... 0 ... (11x; last Maryland, 4/30/16)  
 ER: ..... 0 ... (15x; last Ohio State, 4/8)  
 K: ..... 11 ... (at Delaware, 3/18/17)  
 BB: ..... 0 ... (7x; last Xavier, 2/24/17)

### NOTABLE

- Leads team and ranks third in Big Ten in strikeouts (62) and leads Big Ten and ranks 27th in NCAA with 11.79 strikeouts per 9 IP.
- Needs four strikeouts to match single-season career-high for strikeouts.
- Has only yielded more than three hits once this season.
- Went a career-long 8.1 IP in last outing for a complete game at Maryland. Carried a 1-hitter from the second batter until the bottom of the 9th.

### 2017 SEASON

Date	Opponent	GS	IP	H	R	ER	BB	SO	2B	3B	HR	WP	BK	HBP	IBB	Score	W-L	Sv	ERA	NP
Feb 17	at TCU	*	3.2	1	4	2	4	7	1	0	0	1	0	0	0	3-6	0-1	0	4.91	79
Feb 24	vs Xavier	*	5.0	3	3	3	0	5	1	1	1	2	0	2	0	7-5	1-1	0	5.19	85
Mar 04	at Pacific	*	3.1	3	3	3	1	3	1	0	0	2	0	3	0	11-4	1-1	0	6.00	64
Mar 09	at Sacramento State	*	5.2	3	2	2	3	9	0	0	0	4	0	2	0	4-2	2-1	0	5.09	100
Mar 18	at Delaware-1	*	5.2	3	1	0	3	11	0	1	0	0	0	0	0	1-6	2-2	0	3.86	104
Mar 24	COLUMBIA	*	5.0	2	3	3	5	8	0	1	0	1	0	1	0	11-7	3-2	0	4.13	102
Mar 31	at Michigan	*	4.0	5	5	5	3	4	1	0	0	1	0	1	0	6-10	3-3	0	5.01	89
Apr 08	OHIO STATE	*	6.2	3	1	0	3	9	1	0	0	0	0	0	0	6-2	4-3	0	4.15	106
Apr 14	at Maryland	*	8.1	3	2	2	1	6	0	0	2	2	0	1	0	1-2	4-4	0	3.80	110
Apr 21	NORTHWESTERN	*	5.0	5	3	3	3	7	2	0	0	0	0	0	0	5-12	4-4	0	3.96	108
Totals		10	52.1	31	27	23	26	69	7	2	4	12	0	10	0	55-56	4-4	0	3.96	-

### CAREER

Year	era	w-l	app	gs	cg	sho	sv	ip	h	r	er	bb	so	2b	3b	hr	lf	bavg	wp	hbp	bk	sfa	sha
2015	2.62	0-2	18	0	0	0/0	3	34.1	27	13	10	25	31	8	2	0	158	.229	3	7	0	6	2
2016	3.74	5-6	14	13	0	0/1	0	67.1	62	39	28	32	66	15	0	5	304	.238	7	6	0	3	2
2017	3.96	4-4	10	10	1	0/0	0	52.1	31	27	23	26	69	7	2	4	220	.171	12	10	0	3	0
TOTAL	3.56	9-12	42	23	1	0/1	3	154.0	120	79	61	83	166	30	4	9	682	.214	22	23	0	12	4



**Justin HAGENMAN**  
 Voorhees, N.J.  
 Bishop Eustace  
 Telecommunications  
**So. • RHP • R/R**

CAREER VS. IOWA											
ERA	W-L	G/GS	CG	SV	IP	H	R	ER	BB	K	B/avg
15.43	0-0	1/1	0	0	2.1	9	4	4	2	2	.600

### SEASON NOTES

**At No. 1 TCU (2/19):** Pitched three innings in his first start of the season allowing three earned runs while striking out four. **Vs. Xavier (2/25):** Struck out seven in five innings. **At Pacific (3/5):** Pitched a then season-high seven innings and allowed two earned runs while striking out one to earn first win of the season. **At Delaware (3/18):** Pitched six innings without giving up an earned run and struck out a career-high 10 batters while only walking one. **Columbia (3/25):** Went a season-high 7 1/3 innings, allowing just one earned run on eight hits and struck out nine batters with no walks. **Ohio State (4/9, G1):** Pitched a season-high eight innings, yielding one run on 10 hits and two walks with eight strikeouts, leaving the game with the lead. **Northwestern (4/22):** Pitched seven innings allowing no earned runs and striking out four batters.

### SEASON BESTS

IP: 8.0 .. (Ohio State, 4/9)  
 H: ..... 3 .. (at TCU, 2/19)  
 R: ..... 1 .. (Ohio State, 4/9)  
 ER: 0 (2x; last Northwestern, 4/22)  
 K: ... 10 .. (at Delaware, 3/18)  
 BB: .. 0 .. (Columbia, 3/25)

### CAREER BESTS

IP: ... 8.1 .. (at Illinois, 3/26/16)  
 H: ..... 3 .. (at TCU, 2/19/17)  
 R: ..... 0 .. (vs. Army, 2/20/16)  
 ER: ... 0 .. (5x; last Northwestern 4/22/17)  
 K: ... 10 .. (at Delaware, 3/18/17)  
 BB: ..... 0 .. (4x; last Columbia, 3/25)

### NOTABLE

- Leads team with 59.1 innings pitched.
- Has 57 strikeouts in 59.1 IP after striking out just 39 in 82.0 IP in 2016.
- Has only received 1.86 runs per game of support in last six starts.
- Has gone at least six innings in six of 10 starts.
- Named to Louisville Slugger Freshman All-America and Big Ten All-Freshman teams in 2016.

### 2017 SEASON

Date	Opponent	GS	IP	H	R	ER	BB	SO	2B	3B	HR	WP	BK	HBP	IBB	Score	W-L	Sv	ERA	NP
Feb 19	at TCU	*	3.0	3	5	3	3	4	2	1	0	0	0	0	0	3-9	0-1	0	9.00	69
Feb 25	vs Xavier-2	*	5.0	6	5	5	2	7	1	0	0	0	0	0	0	5-7	0-1	0	9.00	100
Mar 05	at Pacific	*	7.0	6	2	2	1	1	1	0	0	0	0	0	0	11-2	1-1	0	6.00	81
Mar 10	at Sacramento State	*	4.2	11	7	6	2	3	2	0	0	0	0	0	0	3-11	1-2	0	7.32	92
Mar 18	at Delaware-2	*	6.0	5	2	0	1	10	0	0	0	1	0	0	0	0-5	1-3	0	5.61	106
Mar 25	COLUMBIA-1	*	7.1	8	4	1	0	9	0	1	0	0	0	0	0	2-4	1-4	0	4.64	96
Apr 01	at Michigan	*	6.2	8	6	6	2	5	0	0	2	2	0	0	0	2-15	1-5	0	5.22	104
Apr 09	OHIO STATE-1	*	8.0	10	1	1	2	8	2	0	0	0	0	0	0	2-5	1-5	0	4.53	114
Apr 15	at Maryland	*	4.2	9	6	6	2	6	1	0	0	1	0	0	0	3-8	1-6	0	5.16	119
Apr 22	NORTHWESTERN	*	7.0	5	6	0	3	4	2	0	0	2	0	0	0	4-7	1-7	0	4.55	112
Totals		10	59.1	71	44	30	18	57	10	2	2	6	0	1	0	35-73	1-7	0	4.55	-

### CAREER

Year	era	w-l	app	gs	cg	sho	sv	ip	h	r	er	bb	so	2b	3b	hr	lf	bavg	wp	hbp	bk	sfa	sha
2016	3.84	6-3	14	14	0	0/1	0	82.0	99	53	35	19	39	11	1	2	365	.206	4	4	3	7	10
2017	4.55	1-7	10	10	0	0/0	0	59.1	71	44	30	18	57	10	2	2	264	.296	6	1	0	3	2
TOTAL	4.14	7-10	24	24	0	0/1	0	141.1	170	97	65	37	96	21	3	4	629	.301	10	5	3	10	12

## Starting Pitchers



**Eric  
MOCK**  
Shillington, Pa.  
Governor Mifflin  
Kinesiology  
R-Fr. • RHP • R/R

### SEASON BESTS

IP: 6.0.. (Northwestern, 4/23)  
H: .... 0.. (2x; last at Sac State, 3/11)  
R: .... 0.. (4x; last Bucknell, 3/22)  
ER: .. 0.. (4x; last Bucknell, 3/22)  
K: .... 7.. (Columbia, 3/26)  
BB: .. 0.. (2x; last at Michigan, 4/2)

### NOTABLE

- Returned to starting rotation last Sunday. Allowed just 1 R on 2 H and 2 BB with 5 K's over a career-high 6.0 IP.
- Making third career Big Ten start.
- Limited opponents to three hits, two walks and two runs while striking out 12 in 8 1/3 innings in first two career starts. Before struggling at Michigan.
- Redshirt freshman after missing last season rehabbing from arm injury.

### 2017 SEASON

Date	Opponent	GS	IP	H	R	ER	BB	SO	2B	3B	HR	WP	BK	HBP	BB	Score	W/L	Sv	ERA	NP
Feb 18	at TCU		2.0	0	0	0	2	1	0	0	0	0	0	0	0	1-12	0-0	0	0.00	31
Feb 25	vs Xavier-2		2.2	3	2	2	2	2	2	0	0	1	0	0	0	5-7	0-1	0	3.86	48
Mar 05	at Pacific		2.0	1	0	0	0	2	0	0	0	0	0	2	0	11-2	0-1	0	2.70	32
Mar 11	at Sacramento State		1.2	0	0	0	1	1	0	0	0	0	1	0	0	6-1	0-1	0	2.16	27
Mar 21	BUCKNELL	*	4.0	1	0	0	1	5	0	0	0	0	0	0	0	4-3	0-1	0	1.46	44
Mar 26	COLUMBIA	*	4.1	2	2	2	1	7	0	1	0	0	1	0	1	5-8	0-1	0	2.16	60
Apr 02	at Michigan		0.1	3	5	5	0	0	2	0	0	1	0	2	0	1-14	0-2	0	4.76	29
Apr 09	OHIO STATE-1		0.2	2	4	4	2	1	0	1	1	1	0	0	0	2-5	0-3	0	6.82	25
Apr 10	BINGHAMTON		3.0	3	1	1	1	3	1	0	0	0	0	0	0	3-6	0-3	0	6.10	50
Apr 16	at Maryland		2.2	4	4	4	2	6	1	0	2	1	0	0	0	2-15	0-3	0	6.94	67
Apr 23	NORTHWESTERN	*	6.0	2	1	1	2	5	0	0	1	0	0	0	0	2-1	0-3	0	5.83	82
Totals		4	29.1	21	19	19	14	33	6	2	4	4	1	5	0	42-74	0-3	0	5.83	-

### CAREER VS. IOWA

ERA W-L G/GS CG SV IP H R ER BB K B/avg  
Has not appeared

### SEASON NOTES

**At No. 1 TCU (2/18):** Made debut in second game of the season ... Pitched a clean two innings with a strikeout, no hits allowed and two walks. **At Pacific (3/5):** Pitched two innings of relief allowing just one hit while striking out two. **At Sacramento State (3/11):** Pitched 1 2/3 innings allowing a walk, no hits and striking out one. **Bucknell (3/22):** Threw four scoreless innings in his first career start while striking out five and only giving up a hit and walk. **Columbia (3/26):** Started and went 4 1/3 innings, allowing just two runs on a hit and walk, while striking out a career-high seven batters. **Maryland (4/16):** Made a 2 2/3 innings appearance in relief where he struck out six batters. **Northwestern (4/23):** Pitched a career-high six innings in the start allowing just one earned run, two hits, and struck out five.



**Schuyler  
BATES**  
Ossining, N.Y.  
Kennedy Catholic  
International Politics - National Security  
Jr. • RHP • R/R

### SEASON BESTS

IP: 6.1.. (at Pitt, 4/4)  
H: .... 0.. (4x; last Columbia, 3/24)  
R: .... 0.. (5x; last Cornell, 3/29)  
ER: .. 0.. (5x; last Cornell, 3/29)  
K: .... 3.. (2x; last Binghamton, 4/10)  
BB: .. 0.. (4x; last at Pitt 4/4)

### CAREER BESTS

IP: ..6.1.. (at Pitt, 4/4/17)  
H: .....0.. (6x; last Columbia, 3/24/17)  
R: .....0.. (9x; last Cornell, 3/29/17)  
ER: .....0.. (9x; last Cornell, 3/29/17)  
K: .....3.. (4x; last Cornell, 3/29/17)  
BB: .....0.. (8x; last at Pitt, 4/4)

### NOTABLE

- Midweek starter the past five weeks after making eight relief appearances.
- Has issued just five walks in his five starts (25.1 IP) and 11 walks in 34.1 IP overall for the lowest BB/IP rate on the team (10.0+ IP)
- Had made just five appearances (6.1IP) in first three years in the program, taking a medical redshirt as a freshman.
- Has yet to appear in a Big Ten game this season.

### 2017 SEASON


Date	Opponent	GS	IP	H	R	ER	BB	SO	2B	3B	HR	WP	BK	HBP	BB	Score	W/L	Sv	ERA	NP
Feb 17	at TCU		1.0	0	0	0	0	1	0	0	0	0	0	0	0	3-6	0-0	0	0.00	17
Feb 18	at TCU		2.0	1	1	1	1	1	0	0	1	1	0	0	0	1-12	0-0	0	3.00	28
Feb 25	vs Xavier-2		1.0	0	0	0	1	0	0	0	0	0	0	0	0	5-7	0-0	0	2.25	13
Feb 26	vs Xavier		1.0	1	0	0	0	1	0	0	0	0	0	0	0	6-1	0-0	0	1.80	14
Mar 08	at UC Davis		0.2	3	3	3	2	0	1	0	0	0	0	0	0	2-10	0-0	0	6.35	23
Mar 10	at Sacramento State		1.1	0	0	0	0	2	0	0	0	0	0	0	0	3-11	0-0	0	5.14	16
Mar 19	at Delaware		1.0	2	1	1	1	1	0	0	1	0	0	0	0	0-8	0-0	0	5.62	25
Mar 24	COLUMBIA		1.0	0	0	0	1	2	0	0	0	1	0	0	0	11-7	0-0	0	5.00	22
Mar 29	CORNELL	*	5.0	2	0	0	2	3	0	0	0	0	0	0	0	8-2	1-0	0	3.21	58
Apr 04	at Pittsburgh	*	6.1	5	3	2	0	0	1	0	0	0	0	1	0	2-3	1-1	0	3.10	70
Apr 10	BINGHAMTON	*	6.0	7	5	5	2	3	1	1	1	0	0	0	0	3-6	1-2	0	4.10	84
Apr 18	PITTSBURGH	*	3.1	5	4	2	1	2	0	1	0	2	0	0	0	1-9	1-3	0	4.25	58
Apr 26	LAFAYETTE	*	5.0	5	2	2	0	1	0	0	0	0	0	0	0	9-2	2-3	0	4.15	69
Totals		5	34.2	30	19	16	11	17	4	2	2	5	0	1	0	54-84	2-3	0	4.15	-

### CAREER

Year	era	w-l	app	gs	qs	cg	sho	sv	ip	h	r	er	bb	so	2b	3b	hr	bf	bavg	wp	hbp	bk	sfa	sha
2015	1.80	0-0	3	0	0	0	0	0	5.0	3	1	1	2	0	1	0	1	19	.188	1	1	0	0	0
2016	0.00	0-0	2	0	0	0	0	0	1.1	2	0	0	0	1	0	0	0	6	.333	0	0	0	0	0
2017	4.15	2-3	13	5	0	0	0	0	34.2	30	19	16	11	17	4	2	2	145	.234	5	1	0	0	5
TOTAL	3.73	2-3	18	5	0	0	0	0	41.0	35	20	17	13	18	5	2	3	170	.233	6	2	0	0	5



## Bullpen Pitchers



**Cole**  
**29**  
**BARTELS**  
Belmont, Mass.  
Belmont  
Division of Undergraduate Studies  
Fr. • RHP • R/R

### SEASON BESTS

IP: 4.1.. (at Delaware 3/19)  
H: .... 0.. (6x; last Pitt, 4/18)  
R: .... 0.. (5x; last Pitt, 4/18)  
ER: .. 0.. (6x; last Pitt, 4/18)  
K: .... 2.. (5x; last Northwestern, 4/21)  
BB: .. 0.. (4x; last Pitt, 4/18)

### CAREER VS. IOWA

ERA	W-L	G/GS	CG	SV	IP	H	R	ER	BB	K	B/avg


Has not appeared

### SEASON NOTES

**At No. 1 TCU (2/19):** Made first appearance with two innings in relief surrendering two hits and one run. **Vs. Xavier (2/25):** Pitched 1 1/3 innings in relief and picked up his first two strikeouts. **At Sacramento State (3/11):** Made first career start pitching 3 2/3 innings with no earned runs and a pair of strikeouts, allowing only an unearned run on two hits and two walks. **At Delaware (3/19):** Started and pitched 4 1/3 innings allowing just four hits, two walks, one run, and striking out one. **Cornell (3/29):** Returned to bullpen and pitched a perfect inning in relief. **At No. 22 Michigan (4/2):** Pitched two perfect innings in relief. **Pittsburgh (4/18):** Pitched a perfect inning with two strikeouts. **Northwestern (4/21):** Pitched an inning and 2/3 allowing two runs on three hits and struck out two.

### 2017 SEASON

Date	Opponent	GS	IP	H	R	ER	BB	SO	2B	3B	HR	WP	BK	HBP	IBB	Score	W-L	Sv	ERA	NP
Feb 19	at TCU		2.0	2	1	1	2	0	0	0	0	0	0	0	0	3-9	0-0	0	4.50	32
Feb 25	vs Xavier-1		1.1	2	2	2	2	0	1	0	0	1	0	0	0	4-10	0-0	0	8.10	41
Mar 06	at Pacific		0.1	2	1	1	2	0	0	0	0	0	0	0	0	1-6	0-0	0	9.82	19
Mar 08	at UC Davis		1.2	0	1	1	4	2	0	0	0	0	0	0	0	2-10	0-0	0	8.44	37
Mar 11	at Sacramento State	*	3.2	2	1	0	2	2	0	0	0	1	0	0	0	6-1	0-0	0	5.00	46
Mar 19	at Delaware	*	4.1	4	1	1	2	1	1	0	0	1	0	0	0	0-8	0-1	0	4.05	72
Mar 25	COLUMBIA-2	*	2.0	7	5	5	2	1	1	0	0	1	0	0	0	10-6	0-1	0	6.46	52
Mar 29	CORNELL		1.0	0	0	0	0	0	0	0	0	0	0	1	0	8-2	0-1	0	6.06	10
Apr 02	at Michigan		2.0	0	0	0	0	0	0	0	0	0	0	0	0	1-14	0-1	0	5.40	24
Apr 09	OHIO STATE-2		2.1	3	3	3	1	1	1	0	0	1	0	0	0	2-11	0-1	0	6.10	43
Apr 12	BUCKNELL		0.2	0	0	0	3	1	0	0	0	1	0	0	0	5-3	0-1	0	5.91	25
Apr 15	at Maryland		0.2	1	2	1	1	0	0	0	0	0	0	0	0	3-8	0-1	0	6.14	18
Apr 16	at Maryland		0.1	0	0	0	0	0	0	0	0	1	0	0	0	2-15	0-1	0	6.04	4
Apr 18	PITTSBURGH		1.0	0	0	0	0	2	0	0	0	0	0	0	0	1-9	0-1	0	5.79	9
Apr 21	NORTHWESTERN		1.2	3	2	2	2	2	0	0	0	2	0	1	0	5-12	0-1	0	6.12	40
Totals		3	25.0	26	19	17	23	14	3	1	0	9	0	2	0	53-124	0-1	0	6.12	-



**Nick**  
**7**  
**DISTASIO**  
Oley, Pa.  
Oley Valley  
Communication Arts & Sciences  
and Labor Employment Relations  
Jr. • RHP • R/R

### SEASON BESTS

IP: 3.2.. (Columbia, 3/26)  
H: .... 0.. (2x; last Pitt, 4/18)  
R: .... 0.. (6x; last Lafayette, 4/26)  
ER: .. 0.. (6x; last Lafayette, 4/26)  
K: .... 5.. (2x; last Bucknell, 3/21)  
BB: .. 0.. (4x; last at Pitt, 4/4)

### CAREER BESTS

IP: ..6.0.. (Central Conn., 3/29/15)  
H: ..... 0.. (4x; last Pitt, 4/18/17)  
R: ..... 0.. (15x; last Lafayette, 4/26/17)  
ER: ..... 0.. (19x; last Lafayette, 4/26/17)  
K: ..... 7.. (at Lafayette, 4/6/16)  
BB: ..... 0.. (18x; last Pitt, 4/18/17)

### CAREER VS. IOWA

ERA	W-L	G/GS	CG	SV	IP	H	R	ER	BB	K	B/avg
0.00	0-0	1/0	0	0	4.2	2	0	0	0	4	.133

### SEASON NOTES

**At No. 1 TCU (2/18):** Made season debut the season's second game going 1 2/3 innings while striking out two. **Vs. Xavier (2/24, 26):** Earned a save and win in two relief appearances in the series pitching a total of four innings and striking out six ... Picked up the final two outs for first career save (2/24) in 7-5 win ... Pitched the final 3 1/3 innings in series finale, striking out a season-high five while yielding just a run to earn the win. **At Pacific (3/4):** Pitched in relief for 3 1/3 innings, sacrificing only one hit while striking out three for the save. **At Sacramento State (3/9):** Pitched 3 1/3 innings in relief allowing just one hit and walk while striking out three for third save of the season and fourth time in four appearances factoring in the decision. **Bucknell (3/22):** Pitched 2 1/3 innings to finish 10-inning game with five strikeouts and second win of the season. **At Pittsburgh (4/4):** Pitched a scoreless inning in relief with a pair of strikeouts. **Ohio State (4/8):** Finished off Nittany Lion win working the last two innings and striking out two. **Pittsburgh (4/18):** Worked a perfect inning with one strikeout. **Northwestern (4/23):** Pitched three innings in relief allowing no runs on just one hit to earn the win.

### 2017 SEASON

Date	Opponent	GS	IP	H	R	ER	BB	SO	2B	3B	HR	WP	BK	HBP	IBB	Score	W-L	Sv	ERA	NP
Feb 18	at TCU		1.2	3	2	2	0	2	1	0	0	1	0	0	0	1-12	0-0	0	10.80	34
Feb 24	vs Xavier		0.2	0	0	0	1	1	0	0	0	1	0	0	0	7-5	0-0	1	7.71	13
Feb 26	vs Xavier		3.1	3	1	1	1	5	1	0	0	0	0	0	0	6-1	1-0	1	4.76	49
Mar 04	at Pacific		3.1	1	0	0	0	3	0	0	0	0	0	1	0	11-4	1-0	2	3.00	37
Mar 09	at Sacramento State		3.1	1	0	0	1	3	0	0	0	0	0	0	0	4-2	1-0	3	2.19	59
Mar 19	at Delaware		2.0	4	4	4	1	3	2	1	0	0	0	0	0	0-8	1-0	3	4.40	35
Mar 21	BUCKNELL		2.1	2	1	1	0	5	2	0	0	0	0	0	0	4-3	2-0	3	4.32	43
Mar 26	COLUMBIA		3.2	7	5	5	3	2	1	0	0	1	0	2	0	5-8	2-1	3	5.75	84
Apr 02	at Michigan		1.2	2	1	1	1	2	1	0	0	1	0	0	0	1-14	2-1	3	5.73	30
Apr 04	at Pittsburgh		1.0	1	0	0	0	2	0	0	0	0	0	0	0	2-3	2-1	3	5.48	18
Apr 08	OHIO STATE		2.0	1	1	1	1	2	0	0	0	1	0	0	0	6-2	2-1	3	5.40	30
Apr 16	at Maryland		1.0	3	4	4	1	1	0	0	0	1	0	1	0	2-15	2-1	3	6.58	32
Apr 18	PITTSBURGH		1.0	0	0	0	0	1	0	0	0	0	0	0	0	1-9	2-1	3	6.33	16
Apr 23	NORTHWESTERN		3.0	1	0	0	0	0	0	0	0	0	0	0	0	2-1	3-1	3	5.70	38
Apr 26	LAFAYETTE		0.2	2	0	0	1	1	0	0	0	0	0	0	0	9-2	3-1	3	5.58	21
Totals		0	30.2	31	19	19	11	32	9	1	1	5	0	4	0	61-89	3-1	3	5.58	-

### CAREER

Year	era	w-l	app	gs	cg	sho	sv	ip	h	r	er	bb	so	2b	3b	hr	bf	bavg	wp	hbp	ibb	sfa	sha
2015	6.63	1-6	11	9	0	0/0	0	38.0	55	38	28	15	21	13	2	1	192	.342	5	9	1	4	3
2016	4.42	2-0	17	0	0	0/0	0	36.2	39	25	18	15	32	6	1	4	164	.269	3	0	0	0	3
2017	5.58	3-1	15	0	0	0/0	3	30.2	31	19	19	11	32	9	1	1	138	.263	5	4	0	4	1
TOTAL	5.55	6-7	43	9	0	0/0	3	105.1	125	82	65	41	85	28	4	6	494	.295	13	13	1	11	5

## Bullpen Pitchers



**30**

**Dakota FORSYTH**

Bethel Park, Pa.  
Bethel Park  
Supply Chain & Information Systems

**Sr. • RHP • R/R**

CAREER VS. IOWA											
ERA	W-L	G/GS	CG	SV	IP	H	R	ER	BB	K	B/avg
0.00	0-0	1/0	0	0	1	1	0	0	0	1	.250

### SEASON NOTES

**At No. 1 TCU (2/17):** Pitched in season opener and worked two innings in relief and with only a walk and run surrendered. **Xavier (2/24):** Went 3 1/3 innings and struck out six. **At Pacific (3/4):** Pitched two innings, giving up one run while striking out two to pick up his first win of the season. **At Sacramento State (3/11):** Pitched 2 1/3 hitless innings with a strikeout, only walking one, to pick up second win of the season. **Bucknell (3/22):** Pitched two scoreless innings in relief and gave up just one hit and walk. **Columbia (3/25):** Pitched four innings in relief allowing just one base runner via a walk and striking out a career-high eight batters to earn the win. **At No. 22 Michigan (4/2):** Pitched 3 2/3 innings in relief allowing two runs on five hits and collecting a strikeout.

### SEASON BESTS

IP: 4.0.. (Columbia, 3/25)  
H: .... 0.. (4x; last at Maryland, 4/15)  
R: .... 0.. (7x; last Lafayette, 4/26)  
ER: ... 0.. (8x; last Lafayette, 4/26)  
K: .... 8.. (Columbia, 3/25)  
BB: ... 0.. (5x, last Lafayette, 4/26)

### CAREER BESTS

IP: ..6.2.. (at Michigan State, 5/10/15)  
H: ..... 0.. (16x; last at Maryland, 4/15/17)  
R: ..... 0.. (34x; last Lafayette, 4/26/17)  
ER: ..... 0.. (38x; last Lafayette, 4/26/17)  
K: ..... 8.. (Columbia, 3/25/17)  
BB: ..... 0.. (24x, last Lafayette, 4/26/17)

### 2017 SEASON

Date	Opponent	GS	IP	H	R	ER	BB	SO	2B	3B	HR	WP	BK	HBP	IBB	Score	W-L	Sv	ERA	NP	
Feb 17	at TCU		2.0	0	1	1	1	0	0	0	0	0	0	0	0	3-6	0-0	0	4.50	25	
Feb 19	at TCU		2.0	4	3	3	1	1	1	0	2	0	0	0	0	3-9	0-0	0	9.00	37	
Feb 24	vs Xavier		3.1	3	2	2	3	6	2	0	0	0	0	0	0	7-5	0-0	0	7.36	70	
Mar 04	at Pacific		2.0	3	1	1	2	2	0	0	0	0	0	0	0	11-4	1-0	0	6.75	27	
Mar 06	at Pacific		0.2	2	0	0	0	0	0	0	0	0	0	0	0	1-6	1-0	0	6.30	11	
Mar 11	at Sacramento State		2.1	0	0	0	0	1	1	0	0	0	0	1	0	6-1	2-0	0	5.11	35	
Mar 18	at Delaware-2		1.0	3	3	3	0	0	1	0	1	0	0	0	0	0-5	2-0	0	6.75	25	
Mar 21	BUCKNELL		2.0	1	0	0	1	0	0	0	0	0	0	0	0	4-3	2-0	0	5.87	24	
Mar 24	COLUMBIA		0.2	2	3	0	2	2	0	0	0	0	0	0	0	11-7	2-0	0	5.62	34	
Mar 25	COLUMBIA-2		4.0	0	0	0	1	8	0	0	0	0	0	0	0	10-6	3-0	0	4.50	50	
Mar 29	CORNELL		1.1	2	2	2	1	2	1	0	0	1	0	0	0	8-2	3-0	0	5.06	34	
Apr 02	at Michigan		3.2	5	2	2	2	1	0	0	0	2	0	0	0	1-14	3-0	0	5.04	56	
Apr 04	at Pittsburgh		0.2	1	0	0	0	1	0	0	0	1	0	0	0	2-3	3-0	0	4.91	14	
Apr 15	at Maryland		0.1	0	0	0	0	1	0	0	0	0	0	0	0	3-8	3-0	0	4.85	3	
Apr 16	at Maryland		2.0	5	2	2	1	2	1	0	0	0	0	0	0	2-15	3-0	0	5.14	47	
Apr 18	PITTSBURGH		1.2	2	2	1	1	3	0	0	0	2	0	0	0	1-9	3-0	0	5.16	32	
Apr 21	NORTHWESTERN		0.0	1	4	3	1	0	1	0	0	0	0	0	0	5-12	3-1	0	6.07	15	
Apr 26	LAFAYETTE		2.0	2	0	0	0	2	0	0	0	0	0	0	0	9-2	3-1	0	5.68	30	
Totals			0	31.2	36	25	20	18	32	7	0	3	6	0	1	0	87-117	3-1	0	5.68	-

### CAREER

Year	era	w-l	app	gs	cg	sho	sv	ip	h	r	er	bb	so	2b	3b	hr	lf	bavg	wp	hbp	bk	sfa	sha
2014	4.14	2-3	17	2	0	0/1	1	41.1	36	23	19	11	14	5	2	1	172	.242	1	4	0	6	2
2015	4.97	1-2	16	3	0	0/0	0	41.2	46	24	23	12	23	3	2	5	178	.289	0	2	1	2	3
2016	2.28	2-3	20	0	0	0/2	1	43.1	27	15	11	27	28	4	0	3	187	.180	3	5	0	2	3
2017	5.68	3-1	18	0	0	0/0	0	31.2	36	25	20	18	32	7	0	3	151	.288	6	1	0	3	4
TOTAL	4.16	8-9	71	5	0	0/3	2	158.0	145	87	73	68	97	19	4	12	688	.249	10	12	1	13	12

### SEASON BESTS

IP: 3.2.. (vs. Xavier, 2/26)  
H: .... 1.. (3x; last Northwestern, 4/22)  
R: .... 0.. (2x; last Xavier, 2/26)  
ER: ... 0.. (4x; last Northwestern, 4/22)  
K: .... 3.. (3x; last Northwestern, 4/22)  
BB: ... 0.. (4x; last Northwestern, 4/22)



**33**

**Myles GAYMAN**

Greencastle, Pa.  
Greencastle-Antrim  
Kinesiology

**Fr. • RHP • R/R**

CAREER VS. IOWA											
ERA	W-L	G/GS	CG	SV	IP	H	R	ER	BB	K	B/avg
Has not appeared											

### SEASON NOTES

**At No. 1 TCU (2/19):** Made first career appearance in relief for one inning giving up no runs and earning his first career strikeout. **Vs. Xavier (2/26):** Made first career start going 3 2/3 scoreless innings with two hits, no walks, and a pair of strikeouts. **At Pacific (3/6):** Pitched three innings allowing just one run and had a season high three strikeouts. **Ohio State (4/9):** Matched season high of three strikeouts and did not allow an earned run in three innings. **Northwestern (4/22):** Pitched two innings in relief allowing just one hit, no earned runs, and struck out three.

### 2017 SEASON

Date	Opponent	GS	IP	H	R	ER	BB	SO	1B	2B	3B	HR	WP	BK	HBP	IBB	Score	W-L	Sv	ERA	NP
Feb 19	at TCU		1.0	1	0	0	0	1	0	0	0	0	0	0	0	0	3-9	0-0	0	0.00	11
Feb 26	vs Xavier	*	3.2	2	0	0	0	2	0	0	0	0	0	0	0	0	6-1	0-0	0	0.00	52
Mar 06	at Pacific		3.0	2	1	1	2	3	1	0	0	0	0	0	0	0	1-6	0-1	0	1.17	51
Apr 02	at Michigan		0.1	3	6	4	2	0	0	0	0	0	0	0	0	0	1-14	0-1	0	5.62	37
Apr 09	OHIO STATE-2	*	3.0	1	2	0	3	3	0	0	0	0	1	0	0	0	2-11	0-1	0	4.09	54
Apr 16	at Maryland	*	2.0	7	5	5	0	0	1	1	0	0	1	0	0	0	2-15	0-2	0	6.92	43
Apr 22	NORTHWESTERN		2.0	1	1	0	0	3	0	0	0	0	0	0	0	0	4-7	0-2	0	6.00	29
Totals			4	15.0	17	15	10	7	12	2	1	0	2	0	3	0	19-63	0-2	0	6.00	-

## Bullpen Pitchers



**Blake HODGENS**  
 Tampa, Fla.  
 Gaither  
 Kinesiology  
 R-Fr. • LHP • L/L

### SEASON BESTS

IP: 1.0.. (Ohio State, 4/9)  
 H: .... 0.. (2x; last at Delaware 3/19)  
 R: .... 0.. (2x; last vs. Xavier, 2/25)  
 ER: .. 0.. (2x; last vs. Xavier, 2/25)  
 K: .... 2.. (at Sacramento State, 3/10)  
 BB: .. 0.. (2x; last at TCU, 2/18)

### CAREER VS. IOWA

ERA	W-L	G/GS	CG	SV	IP	H	R	ER	BB	K	B/avg

Has not appeared

### SEASON NOTES

**At No. 1 TCU (2/17):** Made collegiate debut in season opener, getting an out and surrendering only a hit in first career appearance. **At Sacramento State (3/10):** Pitched 2/3 of an inning in relief and gave up one run while earning his first two career strikeouts. **Ohio State (4/9):** Made Big Ten debut allowing one run in one inning of work.

### 2017 SEASON

Date	Opponent	GS	IP	H	R	ER	BB	SO	2B	3B	HR	WP	BK	HBP	IBB	Score	W-L	Sv	ERA	NP
Feb 17	at TCU		0.1	1	0	0	0	0	0	0	0	1	0	0	0	3-6	0-0	0	0.00	5
Feb 18	at TCU		0.1	2	2	2	0	0	0	0	0	1	0	0	0	1-12	0-0	0	27.00	14
Feb 25	vs Xavier-2		0.0	0	0	0	1	0	0	0	0	1	0	0	0	5-7	0-0	0	27.00	4
Mar 10	at Sacramento State		0.2	1	1	1	1	2	0	0	0	2	0	1	0	3-11	0-0	0	20.25	20
Mar 19	at Delaware		0.0	0	1	1	1	0	0	0	0	0	0	0	0	0-8	0-0	0	27.00	4
Apr 09	OHIO STATE-2		1.0	1	1	1	3	0	0	0	0	0	0	0	0	2-11	0-0	0	19.29	29
Totals		0	2.1	5	5	5	6	2	0	0	0	4	0	1	0	14-55	0-0	0	19.29	-



**Taylor LEHMAN**  
 Pittsburgh, Pa.  
 Keystone Oaks  
 Agricultural Business Management  
 Jr. • LHP • L/L

### SEASON BESTS

IP: 4.1.. (Xavier, 2/25)  
 H: .... 0.. (8x; last Northwestern, 4/21)  
 R: .... 0.. (10x; last Lafayette, 4/26)  
 ER: .. 0.. (11x; last Lafayette, 4/26)  
 K: .... 5.. (Bucknell, 4/12)  
 BB: .. 0.. (10x; last Lafayette, 4/26)

### CAREER BESTS

IP: ..7.1.. (at UNCW, 3/5/16)  
 H: ..... 0.. (9x; last Northwestern 4/21/17)  
 R: ..... 0.. (12x; last Lafayette, 4/26/17)  
 ER: ..... 0.. (16x; last Lafayette, 4/26/17)  
 K: .... 11.. (at UNCW, 3/5/16)  
 BB: ..... 0.. (12x; last Lafayette, 4/26/17)

### CAREER VS. IOWA

ERA	W-L	G/GS	CG	SV	IP	H	R	ER	BB	K	B/avg
0.00	1-0	1/0	0	0	5	3	0	0	3	4	.176

### SEASON NOTES

**At Pacific (3/4,6):** Pitched a total of one inning in the series while appearing twice out of the bullpen ... Struck out a batter in each appearance. **Sacramento State (3/11):** Threw 1 1/3 innings in relief allowing no base runners. **Columbia (3/24-25):** Made two appearances out of the bullpen in the series, totaling three innings pitched, allowing only one hit and striking out five. **Cornell (3/29):** Pitched 1 2/3 innings of relief allowing just one hit and striking out two. **Ohio State (4/8-9):** Faced two batters across two appearances and struck out both. **Bucknell (4/12):** Struck out a season-high five batters in 3 1/3 inning appearance, yielding just one run on two hits and a walk.

### 2017 SEASON

Date	Opponent	GS	IP	H	R	ER	BB	SO	2B	3B	HR	WP	BK	HBP	IBB	Score	W-L	Sv	ERA	NP
Feb 18	at TCU	*	1.1	5	3	3	1	1	0	0	0	1	0	0	0	1-12	0-1	0	20.25	50
Feb 25	vs Xavier-1	*	4.1	3	5	3	5	4	1	0	0	0	0	0	0	4-10	0-2	0	9.53	82
Mar 04	at Pacific		0.1	0	0	0	0	1	0	0	0	0	0	0	0	11-4	0-2	0	9.00	6
Mar 06	at Pacific		0.2	0	0	0	0	1	0	0	0	0	0	0	0	1-6	0-2	0	8.10	11
Mar 08	at UC Davis	*	2.0	2	2	2	1	1	1	0	0	0	0	0	0	2-10	0-3	0	8.31	40
Mar 11	at Sacramento State		1.1	0	0	0	0	0	0	0	0	0	0	0	0	6-1	0-3	0	7.20	13
Mar 18	at Delaware-1		0.2	2	2	2	0	0	1	0	0	0	0	1	0	1-6	0-3	0	8.44	16
Mar 21	BUCKNELL		1.2	4	2	2	0	2	2	1	0	0	0	0	0	4-3	0-3	0	8.76	26
Mar 24	COLUMBIA		1.1	1	0	0	0	3	0	0	0	0	0	0	0	11-7	0-3	0	7.90	26
Mar 25	COLUMBIA-1		1.2	0	0	0	0	2	0	0	0	0	0	0	0	6-10	0-3	0	7.04	12
Mar 29	CORNELL		1.2	1	0	0	2	2	0	0	0	0	0	0	0	8-2	0-3	0	6.35	34
Mar 31	at Michigan		0.0	2	2	0	1	0	0	0	0	1	0	0	0	6-10	0-3	0	6.35	20
Apr 01	at Michigan		0.0	3	5	5	1	0	0	0	1	0	0	1	0	2-15	0-3	0	9.00	17
Apr 08	OHIO STATE		0.1	0	0	0	0	1	0	0	0	1	0	0	0	6-2	0-3	0	8.83	5
Apr 09	OHIO STATE-1		0.1	0	0	0	0	1	0	0	0	0	0	0	0	2-5	0-3	0	8.66	6
Apr 12	BUCKNELL		3.1	2	1	1	1	5	1	0	0	0	0	0	0	5-3	0-3	1	7.71	53
Apr 15	at Maryland		0.1	0	0	0	1	0	0	0	0	0	0	0	0	3-8	0-3	1	7.59	6
Apr 21	NORTHWESTERN		0.0	0	2	2	2	0	0	0	0	4	0	0	0	5-12	0-3	1	8.44	10
Apr 26	LAFAYETTE		1.1	1	0	0	0	2	0	0	0	0	0	0	0	9-2	0-3	1	7.94	16
Totals		3	22.2	26	24	20	15	26	6	1	1	7	0	2	0	89-122	0-3	1	7.94	-

### CAREER

Year	era	w-l	app	gs	cg	sho	sv	ip	h	r	er	bb	so	2b	3b	hr	tf	bavg	wp	hbp	bk	sta	sha
2015	6.40	1-4	13	13	0	0/0	0	57.2	73	46	41	31	41	14	1	6	281	.309	3	10	3	1	2
2016	4.79	2-9	14	12	0	0/0	0	67.2	84	41	36	31	47	11	1	3	317	.311	14	4	0	1	11
2017	7.94	0-3	19	3	0	0/0	1	22.2	26	24	20	15	26	6	1	1	111	.283	7	2	0	2	0
TOTAL	5.90	3-16	46	28	0	0/0	1	148.0	183	111	97	77	114	31	3	10	709	.306	24	16	3	4	13



## Bullpen Pitchers



**Colin  
MACON**  
Freedom, Pa.  
Freedom Area  
Economics  
Jr. • LHP • L/L

### SEASON BESTS

IP: ..1.1 .. (at UC Davis, 3/8)  
H: .....1 .. (Xavier, 2/25)  
R: .....1 .. (2x; last at UC Davis, 3/8)  
ER: ....0 .. (Xavier, 2/25)  
K: .....1 .. (Xavier, 2/25)  
BB: ....0 .. (Xavier, 2/25)

### CAREER VS. IOWA

ERA	W-L	G/GS	CG	SV	IP	H	R	ER	BB	K	B/avg
Has not appeared											

### SEASON NOTES

**Vs. Xavier (2/25):** Made Penn State debut pitching one inning in relief, allowing no earned runs and picking up his first strikeout. **At UC Davis (3/8):** Pitched 1 1/3 innings in relief surrendering a run.

### 2017 SEASON

Date	Opponent	GS	IP	H	R	ER	BB	SO	2B	3B	HR	WP	BK	HBP	IBB	Score	W-L	Sv	ERA	NP
Feb 25	vs Xavier-1		1.0	1	1	0	0	1	0	0	0	0	0	1	0	4-10	0-0	0	0.00	25
Mar 08	at UC Davis		1.1	2	1	1	1	0	0	0	1	1	0	1	0	2-10	0-0	0	3.86	26
Totals		0	2.1	3	2	1	1	1	0	0	1	1	0	2	0	6-20	0-0	0	3.86	-



**Tom  
MULLIN**  
Springfield, Pa.  
St. Joseph's Prep  
Energy Business and Finance  
Sr. • RHP • R/R

### SEASON BESTS

IP: 2.0.. (2x, last at Maryland, 4/15)  
H: .....0.. (5x; last at Maryland, 4/15)  
R: .....0.. (3x; last at Maryland, 4/15)  
ER: ..0.. (4x; last at Maryland, 4/15)  
K: ....2.. (2x; last Ohio State, 4/9)  
BB: ..0.. (7x; last Ohio State, 4/9)

### CAREER BESTS

IP: ..5.1 .. (vs. TCU, 5/7/16)  
H: .....0.. (12x; last at Maryland, 4/15/17)  
R: .....0.. (19x; last at Maryland, 4/15/17)  
ER: ....0.. (21x; last at Maryland, 4/15/17)  
K: .....4.. (vs. Maryland, 4/29/16)  
BB: .....0.. (23x; last Ohio State, 4/9/17)

### CAREER VS. IOWA

ERA	W-L	G/GS	CG	SV	IP	H	R	ER	BB	K	B/avg
Has not appeared.											

### SEASON NOTES

**At No. 1 TCU (2/17-18):** Appeared in final two games of series. **At Pacific (3/6) & at UC Davis (3/8):** Pitched in back-to-back games totaling two innings without allowing an earned run. **At No. 22 Michigan (3/31):** Threw a perfect 1 1/3 innings, striking out two. **At Maryland (4/15):** Pitched two scoreless innings in relief allowing just two base runners.

### 2017 SEASON

Date	Opponent	GS	IP	H	R	ER	BB	SO	2B	3B	HR	WP	BK	HBP	IBB	Score	W-L	Sv	ERA	NP
Feb 17	at TCU		0.0	0	1	1	1	0	0	0	0	0	0	1	0	3-6	0-0	0	999.00	6
Feb 18	at TCU		0.1	0	3	3	1	0	0	0	0	0	0	2	0	1-12	0-0	0	108.00	13
Feb 25	vs Xavier-1		0.2	1	2	2	0	0	0	0	1	1	0	1	0	4-10	0-0	0	54.00	19
Mar 06	at Pacific		1.2	0	2	0	1	1	0	0	0	0	0	1	0	1-6	0-0	0	20.25	27
Mar 08	at UC Davis		0.1	1	0	0	0	0	1	0	0	0	0	0	0	2-10	0-0	0	18.00	6
Mar 18	at Delaware-1		0.2	2	3	3	0	0	2	0	0	0	0	1	0	1-6	0-0	0	22.09	15
Mar 19	at Delaware		0.2	2	1	1	0	0	1	0	1	0	0	0	0	0-8	0-0	0	20.77	15
Mar 26	COLUMBIA		0.2	1	1	1	0	1	0	1	0	1	0	1	0	5-8	0-0	0	19.80	16
Mar 31	at Michigan		1.1	0	0	0	0	2	0	0	0	0	0	0	0	6-10	0-0	0	15.63	18
Apr 09	OHIO STATE-2		2.0	2	2	1	0	2	1	0	0	0	0	0	0	2-11	0-0	0	12.96	31
Apr 15	at Maryland		2.0	0	0	0	1	0	0	0	0	1	0	1	0	3-8	0-0	0	10.45	15
Apr 18	PITTSBURGH		0.2	1	3	0	1	0	0	0	0	0	0	2	0	1-9	0-0	0	9.82	23
Totals		0	11.0	10	18	12	5	6	5	1	2	3	0	10	0	29-104	0-0	0	9.82	-

### CAREER

Year	era	w-l	app	gs	cg	sho	sv	ip	h	r	er	bb	so	2b	3b	hr	lf	bavg	wp	hbp	bk	sha	
2014	5.40	0-0	10	0	0	0/1	0	11.2	16	13	7	8	7	3	1	2	60	.320	2	0	0	2	0
2015	4.26	4-0	15	3	0	0/0	0	31.2	29	16	15	10	19	6	1	6	132	.246	3	2	0	2	0
2016	4.67	0-0	8	0	0	0/0	0	17.1	18	10	9	7	6	4	0	1	79	.273	4	5	0	1	0
2017	9.82	0-0	12	0	0	0/0	0	11.0	10	18	12	5	6	5	1	2	58	.250	3	10	0	2	1
TOTAL	5.40	4-0	45	3	0	0/1	0	71.2	73	57	43	30	38	18	3	11	329	.266	12	17	0	7	1



## Bullpen Pitchers



**Jake**  
**PILEWICZ**  
Sewickley, Pa.  
Quaker Valley  
Supply Chain & Information Systems  
Jr. • RHP • R/R

### CAREER VS. IOWA

ERA	W-L	G/GS	CG	SV	IP	H	R	ER	BB	K	B/avg
Has not appeared											

### SEASON NOTES

**At No. 1 TCU (2/17):** Pitched one perfect inning in relief with a pair of strikeouts in season opener. **Vs. Xavier (2/25-26):** Made two appearances totaling 1 1/3 innings pitched allowing no hits and runs while striking out two. **At Delaware (3/18):** Threw a scoreless inning while striking out one. **Columbia (3/24-25):** Pitched a total of four innings in relief over two appearances while only allowing two runs. **Bucknell (4/12):** Earned first career win in first career start, allowing two runs on seven hits and three walks over five innings. **Northwestern (4/21):** Pitched 1 1/3 innings of relief allowing just one earned run on two hits and collecting a strikeout.

### SEASON BESTS

IP: 5.0.. (Bucknell, 4/12)  
H: .... 0.. (3x; last Xavier, 2/26)  
R: .... 0.. (4x; last at Delaware 3/18)  
ER: .. 0.. (4x; last at Delaware 3/18)  
K: .... 2.. (at TCU, 2/17)  
BB: ... 0.. (8x; last Northwestern 4/21)

### CAREER BESTS

IP: ..5.0.. (Bucknell, 4/12/17)  
H: ..... 0.. (6x; last Xavier, 2/26/17)  
R: ..... 0.. (9x; last at Delaware, 3/18/17)  
ER: ..... 0.. (9x; last at Delaware, 3/18/17)  
K: ..... 2.. (2x; last at TCU 2/17/17)  
BB: ..... 0.. (13x; last Northwestern 4/21/17)

### 2017 SEASON

Date	Opponent	GS	IP	H	R	ER	BB	SO	2B	3B	HR	WP	BK	HBP	IBB	Score	W-L	Sv	ERA	NP
Feb 17	at TCU	1.0	0	0	0	0	0	2	0	0	0	0	0	0	0	3-6	0-0	0	0.00	13
Feb 18	at TCU	0.1	2	1	1	0	1	0	0	0	0	0	0	0	0	1-12	0-0	0	6.75	16
Feb 25	vs Xavier-2	0.1	0	0	0	0	1	0	0	0	0	0	0	0	0	5-7	0-0	0	5.40	4
Feb 26	vs Xavier	1.0	0	0	0	0	1	1	0	0	0	0	0	1	0	6-1	0-0	0	3.38	23
Mar 06	at Pacific	1.2	2	2	2	1	1	2	0	0	0	0	0	0	0	1-6	0-0	0	6.23	35
Mar 08	at UC Davis	1.0	4	3	3	0	0	0	0	0	1	0	0	0	0	2-10	0-0	0	10.12	26
Mar 18	at Delaware-1	1.0	1	0	0	0	1	0	0	0	0	1	0	0	0	1-6	0-0	0	8.53	11
Mar 24	COLUMBIA	1.0	2	1	1	0	0	0	0	0	0	0	0	0	0	11-7	0-0	0	8.59	13
Mar 25	COLUMBIA-2	3.0	5	1	1	0	0	0	0	0	0	1	0	0	0	10-6	0-0	1	6.97	35
Mar 31	at Michigan	2.2	4	3	2	2	1	0	1	0	1	0	0	0	0	6-10	0-0	1	6.92	47
Apr 09	OHIO STATE-2	0.2	2	3	3	2	0	0	0	0	0	0	0	1	0	2-11	0-1	1	8.56	24
Apr 12	BUCKNELL	5.0	7	2	2	3	0	2	1	0	0	0	0	0	0	5-3	1-1	1	7.23	82
Apr 21	NORTHWESTERN	1.1	2	1	1	0	1	0	1	0	0	0	0	0	0	5-12	1-1	1	7.20	22
Totals		1	20.0	31	17	16	9	9	4	3	1	2	0	2	0	58-97	1-1	1	7.20	-

### CAREER

Year	era	w-l	app	gs	cg	sho	sv	ip	h	r	er	bb	so	2b	3b	hr	bf	bavg	wp	hbp	bk	sfa	sha
2015	0.00	0-0	3	0	0	0/0	0	3.1	2	0	0	1	3	0	0	0	11	.200	1	0	0	0	0
2016	2.70	0-0	3	0	0	0/1	0	3.1	1	1	1	0	1	0	1	0	11	.100	0	0	0	1	0
2017	7.20	1-1	13	1	0	0/0	1	20.0	31	17	16	9	9	4	3	1	98	.369	2	2	0	1	2
TOTAL	5.74	1-1	19	1	0	0/1	1	26.2	34	18	17	10	13	4	4	1	120	.327	3	2	0	2	2



**Tim**  
**SCHOLLY**  
State College, Pa.  
State College  
Supply Chain & Information Systems  
Sr. • RHP • R/R

### CAREER VS. IOWA

ERA	W-L	G/GS	CG	SV	IP	H	R	ER	BB	K	B/avg
Has not appeared											

### SEASON NOTES

**At UC Davis (3/8):** Pitched a perfect inning of relief in his first appearance of the year. **At Sacramento State (3/10):** Pitched a perfect inning in relief. **At Delaware (3/18):** Struck out one and yielded only a hit in one inning.

### SEASON BESTS

IP: 1.0.. (3x; last at Delaware 3/18)  
H: .... 0.. (2x; last at Sac State, 3/10)  
R: .... 0.. (3x; last at Delaware 3/18)  
ER: .. 0.. (3x; last at Delaware 3/18)  
K: .... 1.. (at Delaware 3/18)  
BB: ... 0.. (4x; last at Michigan, 4/1)

### CAREER BESTS

IP: ..1.0.. (5x; last at Delaware, 3/18/17)  
H: ..... 0.. (3x; last at Sac State, 3/10/17)  
R: ..... 0.. (6x; last at Delaware, 3/18/17)  
ER: ..... 0.. (6x; last at Delaware, 3/18/17)  
K: ..... 1.. (at Delaware 3/18/17)  
BB: ..... 0.. (6x; last at Michigan, 4/1/17)

### 2017 SEASON

Date	Opponent	GS	IP	H	R	ER	BB	SO	2B	3B	HR	WP	BK	HBP	IBB	Score	W-L	Sv	ERA	NP
Mar 08	at UC Davis	1.0	0	0	0	0	0	0	0	0	0	0	0	0	0	2-10	0-0	0	0.00	8
Mar 10	at Sacramento State	1.0	0	0	0	0	0	0	0	0	0	0	0	0	0	3-11	0-0	0	0.00	6
Mar 18	at Delaware-2	1.0	1	0	0	0	1	0	0	0	0	0	0	0	0	0-5	0-0	0	0.00	15
Apr 01	at Michigan	0.1	2	2	2	0	0	0	0	0	1	0	0	0	0	2-15	0-0	0	5.40	18
Totals		0	3.1	3	2	2	2	0	1	0	1	0	0	0	0	7-41	0-0	0	5.40	-

### CAREER

Year	era	w-l	app	gs	cg	sho	sv	ip	h	r	er	bb	so	2b	3b	hr	bf	bavg	wp	hbp	bk	sfa	sha
2014	0.00	0-0	2	0	0	0/0	0	1.1	2	0	0	0	0	0	0	0	6	.333	0	0	0	0	0
2016	0.00	0-0	1	0	0	0/0	0	1.0	1	0	0	1	0	1	0	0	4	.333	0	0	0	0	0
2017	5.40	0-0	4	0	0	0/0	0	3.1	3	2	2	0	1	0	0	1	13	.231	0	0	0	0	0
TOTAL	3.18	0-0	7	0	0	0/0	0	5.2	6	2	2	1	1	1	0	1	23	.273	0	0	0	0	0

## Bullpen Pitchers



**27**

**Tucker TRIEBOLD**

State College, Pa.  
State College Area  
Nutritional Sciences

**Fr. • RHP • R/R**

### SEASON BESTS

IP: 1.2.. (vs. Xavier, 2/25)  
H: .... 0.. (2x; last Pitt, 4/18)  
R: .... 0.. (4x; last Northwestern, 4/21)  
ER: .. 0.. (4x; last Northwestern, 4/21)  
K: .... 1.. (2x; last Northwestern, 4/21)  
BB: .. 0.. (5x; last Northwestern, 4/21)

### CAREER VS. IOWA

ERA	W-L	G/GS	CG	SV	IP	H	R	ER	BB	K	B/avg
Has not appeared											

### SEASON NOTES

**Vs. Xavier (2/25):** Pitched 1 2/3 scoreless innings while earning his first career strikeout in his first career outing. **Pittsburgh (4/18):** Allowed only a walk in 1 1/3 innings of work. **Northwestern (4/21):** Pitched an inning in relief allowing just one hit, no runs, and striking out one.

### 2017 SEASON

Date	Opponent	GS	IP	H	R	ER	BB	SO	2B	3B	HR	WP	BK	HBP	IBB	Score	W-L	Sv	ERA	NP
Feb 25	vs Xavier-1	1.2	1	0	0	0	1	1	0	0	0	0	0	0	0	4-10	0-0	0	0.00	25
Mar 10	at Sacramento State	0.1	2	3	1	0	0	0	1	0	0	0	0	0	0	3-11	0-0	0	4.50	15
Mar 26	COLUMBIA	0.1	0	0	0	0	0	0	0	0	0	0	0	0	0	5-8	0-0	0	3.86	4
Apr 01	at Michigan	1.0	1	2	2	0	0	0	1	0	0	0	0	0	1	2-15	0-0	0	8.10	17
Apr 18	PITTSBURGH	1.1	0	0	0	1	0	0	0	0	0	0	0	0	0	1-9	0-0	0	5.79	16
Apr 21	NORTHWESTERN	1.0	1	0	0	0	1	0	0	0	0	0	0	0	0	5-12	0-0	0	4.76	8
Totals		0	5.2	5	5	3	1	2	3	0	0	0	0	0	1	20-65	0-0	0	4.76	-

## Hitters



## Jordan

# BOWERSOX

Winter Springs, Fla.  
Winter Springs  
Criminology

So. • OF • R/R

CAREER VS. IOWA											
G-GS	AVG	AB	R	H	2B	3B	HR	RBI	BB	K	SB-A
2-1	0.333	6	1	2	0	0	0	2	1	1	0-0

## SEASON NOTES

**TCU (2/17-19):** Singled and drove in a run in season opener and singled and walked in second game. **Xavier (2/24-26):** Reached base in every game of the series...Went 9-for-17 with three doubles and two walks... Stole two bases in first game ... Drove in two runs in series finale. **Pacific (3/4-6):** Went 7-for-14 in the series including a four-hit game ... Had four RBIs and four runs scored. **UC Davis (3/8):** Went 1-for-3 with a double. **Sacramento State (3/9):** Hit first career home run. **Columbia (3/24-26):** Went 5-for-15 in the series with three RBIs, two runs, and a stolen base. **Cornell (3/29):** Went 2-for-3 with an RBI, two runs scored and a stolen base. **Michigan (3/31-4/2):** Went 4-for-12 in the series including a triple and a home run... Drove in three RBIs and scored two runs. **Pittsburgh (4/4):** Went 2-for-5 with a solo home run. **Maryland (4/14):** Went 1-for-2 in the game with a stolen base.

## SEASON BESTS

AB:.. 5.. (6x; last Ohio State, 4/8)  
R: .... 3.. (at Pacific, 3/04)  
H: .... 4.. (at Pacific, 3/06)  
RBI: .. 3.. (at Michigan, 3/31)  
2B: .. 1.. (7x; last Columbia 3/26)  
3B: .. 1.. (at Michigan, 4/1)  
HR:.. 1.. (3x; last at Pitt, 4/4)  
SB: .. 2.. (vs. Xavier, 2/24)

## CAREER BESTS

AB:.....6.. (vs Purdue, 2/24/17)  
R: .....3.. (at Pacific, 3/4/17)  
H: .....4.. (at Pacific, 3/6/17)  
RBI: .....3.. (at Michigan, 3/31/17)  
2B: ...1.. (10x; last Columbia, 3/26/17)  
3B: .....1.. (at Michigan, 4/1)  
HR:.....1.. (3x; last at Pitt, 4/4/17)  
SB: .....2.. (vs. Xavier, 2/24/17)

## 2017 SEASON

Date	Opponent	pts	AB	R	H	DBI	2B	HR	BB	SB	C	HBP	SAC	SF	GDP	P	A	E	Avg	
Feb 17	@ TCU	"of	4	0	1	1	0	0	0	0	0	0	0	0	0	0	2	0	280	
Feb 18	@ TCU	"of	4	2	0	0	0	0	1	0	0	0	0	0	0	0	2	0	333	
Feb 19	@ TCU	"of	4	1	0	0	0	0	0	0	0	0	0	0	0	0	2	0	200	
Feb 24	vs Xavier	"of	6	0	0	0	0	0	0	0	0	0	0	0	0	0	1	0	333	
Feb 25	vs Xavier-1	"of	4	0	3	0	1	0	0	0	1	0	0	0	0	1	5	0	421	
Feb 25	vs Xavier-2	"of	4	1	2	0	0	0	0	0	0	0	0	0	0	1	0	2	435	
Feb 26	vs Xavier	"of	4	1	0	0	0	0	0	0	0	0	0	0	0	1	0	2	407	
Mar 04	@ Pacific	"of	5	1	1	1	0	0	0	0	0	0	0	0	0	2	6	0	375	
Mar 05	@ Pacific	"of	5	3	4	2	1	0	0	0	0	0	0	0	0	0	2	2	0	432
Mar 06	@ Pacific	"of	4	0	2	0	0	0	0	0	0	0	0	0	0	0	1	2	0	439
Mar 08	@ UC Davis	"of	3	3	1	0	0	0	0	1	0	0	0	0	0	0	1	2	0	332
Mar 09	@ Sacramento State	"of	4	4	1	1	0	0	0	1	0	0	0	0	0	3	1	0	0	417
Mar 10	@ Sacramento State	"of	3	0	0	0	0	0	0	0	0	0	0	0	0	2	1	0	0	392
Mar 11	@ Sacramento State	"of	3	0	0	0	0	0	0	0	0	0	0	0	0	1	1	0	0	383
Mar 18	@ Delaware-1	"of	2	0	0	0	0	0	0	0	1	0	0	0	0	1	3	0	0	390
Mar 18	@ Delaware-2	"of	4	0	1	0	0	0	0	0	0	0	0	0	0	1	1	0	1	371
Mar 19	@ Delaware	"of	2	0	0	0	0	0	0	0	0	0	0	0	0	2	2	0	0	353
Mar 21	BUCKNELL	"of	4	0	0	0	0	0	0	0	0	0	0	0	0	0	1	0	0	347
Mar 24	COLUMBIA	"of	4	1	1	2	0	0	0	1	0	1	0	0	0	2	1	0	0	347
Mar 25	COLUMBIA-1	"of	4	0	0	0	0	0	0	0	0	0	0	0	0	1	0	0	0	329
Mar 25	COLUMBIA-2	"of	3	1	2	0	0	0	0	2	1	0	0	0	0	0	5	0	0	342
Mar 26	COLUMBIA	"of	4	0	0	0	0	0	0	0	0	0	0	0	0	0	1	0	0	349
Mar 29	CORNELL	"of	3	2	2	1	0	0	0	1	1	0	0	0	0	0	3	0	0	360
Mar 31	@ Michigan	"of	4	1	2	3	0	0	1	1	0	0	0	0	0	0	3	0	0	367
Apr 01	@ Michigan	"of	4	0	1	0	0	0	0	0	0	0	0	0	0	0	1	0	0	362
Apr 02	@ Michigan	"of	4	0	0	0	0	0	0	0	0	0	0	0	0	0	1	3	0	357
Apr 04	@ Pittsburgh	"of	5	1	2	1	0	0	0	0	0	0	0	0	0	2	3	0	0	359
Apr 08	OHIO STATE	"of	5	0	1	1	0	0	0	0	0	0	0	0	0	0	1	0	0	352
Apr 09	OHIO STATE-1	"of	4	0	0	0	0	0	0	0	0	0	0	0	0	0	0	0	0	339
Apr 09	OHIO STATE-2	"of	4	0	0	0	0	0	0	0	0	0	0	0	0	1	2	0	0	339
Apr 10	BINGHAMTON	"of	3	1	1	0	0	0	0	1	1	0	0	0	0	0	1	0	0	339
Apr 12	BUCKNELL	"of	3	1	0	0	0	0	0	0	0	0	0	0	0	0	1	3	0	331
Apr 14	@ Maryland	"of	2	0	0	0	0	0	0	0	0	0	0	0	0	0	1	0	0	331
Totals		33gs	123	16	41	18	7	3	14	9	4	4	0	0	0	34	70	0	5	333

## CAREER

Year	avg	avg	sb	r	h	2b	hr	rbi	lb	slg	bb	hbp	so	gdp	ob%	sf	sh	sb-atl	po	a	e	fld%
2016	244	42-34	131	19	32	4	0	12	36	275	10	3	24	3	310	1	2	4-5	79	1	1	988
2017	333	33-33	123	16	41	7	1	3	18	59	480	14	4	24	0	418	0	9-13	79	1	5	933
TOTAL	287	75-67	254	35	73	11	1	3	30	95	374	24	7	58	3	364	1	2 13-18	149	1	6	362



## Willie

# BURGER

Lancaster, Pa.  
Lancaster Catholic  
Communication Arts & Sciences

**So. • IF • R/R**

[illegible]

## SEASON NOTES

**At TCU (2/17-19):** Went 3-for-11 with five RBIs in the series including two home runs in the series finale. **Xavier (2/24-26):** Went 4-for-16 in the four game series with three runs and four RBIs. Pacific (3/4-5): Hit 3-for-7 in the two games with both a run and RBI. **Sacramento State (3/9-11):** Hit 4-for-12 in the series with both a double and home run in the series finale...totaled three runs and five RBIs in the three games. **Columbia (3/24-26):** Went 5-for-18 in the series with two doubles... had five RBIs and three runs scored. **Cornell (3/29):** Went 2-for-4 with a run scored. **Michigan (3/31-4/2):** Went 4-for-12 in the series with a home run... had two RBIs and two runs scored.

## SEASON BESTS

AB:.. 5.. (7x; last Northwestern, 4/21)  
R: .... 2.. (3x; last Columbia, 3/25)  
H: .... 3.. (2x; last Sac State, 3/11)  
RBL: 4.. (at Sac State, 3/11)  
2B: .. 1.. (5x last Northwestern, 4/22)  
3B: N/A  
HR:.. 2.. (at TCU, 2/19)  
SB:.. 1.. (at Sacramento State, 3/11)

## CAREER BESTS

AB:.....5.. (12x; last Michigan, 3/31/17)  
R:.....4.. (Niagara, 3/19/16)  
H:.....4.. (Niagara, 3/19/16)  
RBI:.....4.. (2x; last at Sac State, 3/11/17)  
2B:.....1.. (11x; last Northwestern, 2/22/17)  
3B:.....1.. (2x; last TCU, 5/8/16)  
HR:.....2.. (2x; last at TCU, 2/19/17)  
SB:.....1.. (at Sac State, 3/11/17)

## 2017 SEASON

Date	Occupant	Prs	AB	R	B	BB	2B	3B	HR	BB	SB	CS	HBP	SAC	SF	GOP	Z	PO	A	E	Aug
Feb 17	at TCU	"b	4	0	0	1	1	0	0	0	0	0	0	0	0	0	2	5	7	0	1,007
Feb 18	at TCU	"c	1	0	0	0	0	0	0	0	0	0	0	0	0	0	0	0	0	0	143
Feb 19	at TCU	"b	4	2	2	3	0	0	0	0	0	0	0	0	0	0	0	0	0	0	276
Feb 24	vs Xavier	"b	3	0	0	1	1	0	0	0	0	0	0	0	0	0	1	0	6	7	293
Feb 25	vs Xavier-1	"b	4	0	1	1	0	0	0	0	0	0	0	0	0	0	0	0	0	0	278
Feb 25	vs Xavier-2	"c/b	5	1	1	1	1	0	0	0	0	0	0	0	0	1	1	11	0	0	251
Feb 26	vs Xavier	"b	4	1	1	1	2	0	0	0	0	0	0	0	0	0	0	1	6	1	269
Mar 04	at Pacific	"b	5	5	3	0	0	0	0	0	0	0	0	0	0	0	0	2	0	0	312
Mar 05	at Pacific	"c	4	0	0	0	0	0	0	0	0	0	0	0	0	0	0	0	0	0	270
Mar 09	at Sacramento State	"b/c	3	0	0	0	0	0	0	1	0	0	0	0	0	0	2	6	0	0	270
Mar 10	at Sacramento State	"c	4	0	0	1	1	0	0	0	0	0	0	0	0	0	2	2	0	0	268
Mar 11	at Sacramento State	"b	5	2	3	4	0	0	0	0	0	0	0	0	0	0	0	0	0	0	304
Mar 18	at Delaware-1	"b	4	0	0	0	0	0	0	0	0	0	0	0	0	0	0	12	0	0	276
Mar 18	at Delaware-2	"b	4	0	0	0	0	0	0	0	0	0	0	0	0	0	0	6	2	0	283
Mar 19	at Delaware	"b	4	0	0	0	0	0	0	0	0	0	0	0	0	0	2	5	1	0	286
Mar 21	BUCKNELL	"b	5	0	0	0	0	0	0	0	0	0	0	0	0	0	0	0	0	0	271
Mar 24	COLUMBIA	"b	5	0	1	2	3	0	0	0	0	0	0	0	0	0	0	11	4	2	281
Mar 25	COLUMBIA-1	"c	4	1	0	0	1	0	0	0	0	0	0	0	0	0	0	11	1	0	279
Mar 25	COLUMBIA-2	"b	5	2	2	2	0	0	0	0	0	0	0	0	0	0	0	5	0	0	284
Mar 26	COLUMBIA	"b	4	0	0	0	0	0	0	0	0	0	0	0	0	0	0	4	0	0	273
Mar 29	CORNELL	"b	4	1	2	0	0	0	0	1	0	1	0	0	0	0	0	2	0	0	268
Mar 31	at Michigan	"b	5	1	1	0	0	0	0	0	0	0	0	0	0	0	2	5	0	0	279
Apr 01	at Michigan	"b	4	1	2	1	0	0	0	0	0	0	0	0	0	0	0	1	0	0	289
Apr 02	at Michigan	"b	3	0	0	0	0	0	0	0	0	0	0	0	0	0	0	0	0	0	280
Apr 21	NORTHWESTERN	"b	5	0	0	0	0	0	0	0	0	0	0	0	0	0	0	1	4	0	276
Apr 22	NORTHWESTERN	"b	3	1	0	0	1	0	0	0	0	0	0	0	0	0	0	0	0	0	277
Apr 23	NORTHWESTERN	"b	4	0	0	0	0	0	0	0	0	0	0	0	0	0	0	0	9	1	267
Apr 26	LAFAYETTE	"b	4	1	1	1	2	0	0	0	0	0	0	0	0	0	0	0	0	0	266
Totals		28gs	109	18	29	22	5	0	4	8	1	1	0	2	0	3	24	188	13	3	266

## CAREER

Year	avg	avg-ss	sb	r	h	2b	3b	hr	rbi	tb	slg%	bb	hbp	so	gdp	ob%	sf	sh	sb-atl	po	a	e	fld%
2016	250	39-36	140	8	35	5	2	1	34	47	.336	12	1	25	5	.302	6	2	0	163	28	7	.965
2017	266	28-28	109	18	29	5	0	4	22	46	.422	8	0	24	3	.316	0	2	1-2	188	13	10	.965
TOTAL	257	67-64	249	26	64	10	2	5	56	93	.373	20	1	49	8	.308	6	4	1-2	351	41	17	.975



## Hitters



**Brett DAVIS**  
 19  
 Manhattan Beach, Calif.  
 Mira Costa  
 Business Management  
 Fr. • C • R/R

CAREER VS. IOWA												
G-GS	AVG	AB	R	H	2B	3B	HR	RBI	BB	K	SB-A	
Has not appeared												

### SEASON NOTES

**TCU (2/17-18):** Appeared in first two games of career...both at catcher.  
**Pacific (3/6):** Made first career start behind the plate and got his first career hit. **UC Davis (3/8):** Appeared off the bench. **Sacramento State (3/11):** Started behind the plate and worked a walk as well as scored the first run of his career. **Northwestern (4/21-23):** Started all three games of the series, collecting hit in each game including an RBI in game one.

### SEASON BESTS

AB: ....5 .. (Lafayette, 4/26)  
 R: .....1 .. (3x; last Lafayette, 4/26)  
 H: .....1 .. (8x; last Lafayette, 4/26)  
 RBI: ...1 .. (2x; last Northwestern, 4/21)  
 2B: ....1 .. (vs Ohio State, 4/9)  
 3B: N/A  
 HR: N/A  
 SB: N/A

### 2017 SEASON

Date	Opponent	Pos	AB	R	H	RBI	2B	3B	HR	BB	SB	CS	HBP	SAC	SF	GDP	K	PO	A	E	Avrg	
Feb 18	at TCU	c	1	0	0	0	0	0	0	0	0	0	0	0	0	0	0	1	1	0	0.000	
Feb 19	at TCU	c	0	0	0	0	0	0	0	0	0	0	0	0	0	0	0	0	0	0	0.000	
Mar 04	at Pacific	c	0	0	0	0	0	0	0	0	0	0	0	0	0	0	0	0	0	0	0.000	
Mar 06	at Pacific	*c	4	0	1	0	0	0	0	0	0	0	0	0	0	0	0	1	7	0	0.200	
Mar 08	at UC Davis	c	1	0	0	0	0	0	0	0	0	0	0	0	0	0	0	0	0	0	0.167	
Mar 10	at Sacramento State	*ph	1	0	0	0	0	0	0	0	0	0	0	0	0	0	0	1	0	0	0.143	
Mar 11	at Sacramento State	*c	3	1	0	0	0	0	0	1	0	1	0	0	0	0	0	1	4	0	0.100	
Mar 19	at Delaware	*dh	2	0	0	0	0	0	0	1	0	0	0	0	0	0	0	1	0	0	0.083	
Mar 25	COLUMBIA-2	c	0	0	0	0	0	0	0	0	0	0	0	0	0	0	0	0	0	0	0.083	
Mar 29	CORNELL	c	0	0	0	0	0	0	0	0	0	0	0	0	0	0	0	0	0	0	0.083	
Apr 01	at Michigan	*ph	1	0	0	0	0	0	0	0	0	0	0	0	0	0	0	1	0	0	0.077	
Apr 02	at Michigan	*dh	3	0	0	0	0	0	0	0	0	0	0	0	0	0	0	2	0	0	0.062	
Apr 04	at Pittsburgh	*dh/3b	4	0	0	0	0	0	0	0	0	0	0	0	0	0	0	3	0	1	0.050	
Apr 09	OHIO STATE-1	*ph	1	0	0	0	0	0	0	0	0	0	0	0	0	0	0	0	0	0	0.048	
Apr 09	OHIO STATE-2	*c	3	0	1	0	1	0	1	0	0	0	0	0	0	0	0	1	7	0	0.363	
Apr 10	BINGHAMTON	*dh	3	0	1	0	0	0	0	0	0	1	0	0	0	0	0	2	0	0	0.111	
Apr 12	BUCKNELL	*1b	3	1	0	0	0	0	0	1	0	0	0	0	0	0	0	2	10	0	0.100	
Apr 14	at Maryland	*1b	3	0	0	0	0	0	0	0	0	0	0	0	0	0	0	2	5	0	0.091	
Apr 15	at Maryland	*1b	2	0	0	1	0	0	0	0	0	0	0	0	0	0	0	0	8	1	0.086	
Apr 16	at Maryland	*1b	4	0	1	0	0	0	0	0	0	0	0	0	0	0	0	1	6	0	0.103	
Apr 18	PITTSBURGH	*c	1	0	0	0	0	0	0	0	0	0	0	0	0	0	0	3	1	1	0.100	
Apr 21	NORTHWESTERN	*dh	3	0	1	0	0	0	0	0	0	0	1	0	0	0	0	0	0	0	0.116	
Apr 22	NORTHWESTERN	*dh	4	0	1	0	0	0	0	0	0	0	0	0	0	0	0	0	0	0	0.128	
Apr 23	NORTHWESTERN	*c	3	0	1	0	0	0	1	0	0	0	0	0	0	0	0	5	0	0	0.140	
Apr 26	LAFAYETTE	*1b	5	1	1	0	0	0	0	0	0	0	0	0	0	0	0	1	7	0	0.145	
Totals			169s	55	3	8	2	1	0	5	0	1	1	1	1	1	0	20	65	3	2	0.145



**Braxton GIAVEDONI**  
 23  
 Punxsutawney, Pa.  
 Punxsutawney Area  
 Finance  
 Fr. • OF • R/R

CAREER VS. IOWA												
G-GS	AVG	AB	R	H	2B	3B	HR	RBI	BB	K	SB-A	
Has not appeared.												

### SEASON NOTES

**TCU (2/18-19):** Appeared in series opener and tallied first career at-bat... went 1-for-3 with a double in first career start in the finale. **Xavier (2/24-26):** Scored three runs in series opener...Drove in a run in first game of doubleheader with three singles in four at-bats...Hit first home run and doubled in four at-bats in the nightcap, also scoring two runs and drawing a walk. **Pacific (3/4-6):** Had two hits including his first triple of the season along with two walks, a run and an RBI. **UC Davis (3/8):** Went 2-for-4 at the plate with a double and RBI. **Sacramento State (2/9-11):** Had two hits in the season finale including a double. **Delaware (3/18):** Threw a scoreless inning while striking out one. **Bucknell (3/22):** Went 2-for-2 off the bench with a double and a run. **Columbia (3/24-26):** Went 4-for-14 in the series with two doubles and a triple, four runs scored, two RBIs, and a stolen base. **Michigan (3/31-4/2):** Collected three hits in the series while scoring a run. **Maryland (4/14-16):** Collected at least one hit in each game going 4-for-12 in the series with two home runs in the series finale. **Northwestern (4/21-23):** Had two hits in the series including the walk-off hit to win the series' finale.

### SEASON BESTS

AB: ....5 .. (2x; last Cornell, 3/29)  
 R: .....3 .. (Xavier, 2/24)  
 H: .....3 .. (2x; last Ohio State, 4/8)  
 RBI: ...2 .. (at Maryland, 4/16)  
 2B: ...1 .. (8x; last Ohio State, 4/8)  
 3B: ...1 .. (2x; last Columbia, 3/25)  
 HR: ...2 .. (at Maryland, 4/16)  
 SB: ...1 .. (3x; last Northwestern 4/23)

### 2017 SEASON

Date	Opponent	Pos	AB	R	H	RBI	2B	3B	HR	BB	SB	CS	HBP	SAC	SF	GDP	K	PO	A	E	Avgs	
Feb 18	at TCU	*of	1	0	0	0	0	0	0	0	0	0	0	0	0	0	0	0	0	0	0.000	
Feb 19	at TCU	*of	3	0	1	0	0	0	0	0	0	0	0	0	0	0	0	1	2	0	0.250	
Feb 24	vs Xavier	*pr/of	2	3	0	0	0	0	0	1	0	0	0	0	0	0	0	0	1	1	0.167	
Feb 25	vs Xavier-1	*of	4	0	3	1	0	0	0	0	0	0	0	0	0	0	0	0	3	0	0.400	
Feb 25	vs Xavier-2	*of	4	2	2	1	1	0	0	1	0	0	0	0	0	0	0	1	2	0	0.429	
Feb 26	vs Xavier	*of	3	0	0	0	0	0	0	1	0	0	0	0	0	0	0	2	0	0	0.353	
Mar 04	at Pacific	*of	3	1	1	1	0	1	0	2	0	0	0	0	0	0	0	0	2	0	0.350	
Mar 05	at Pacific	*of	4	0	1	0	0	0	0	0	0	0	0	0	0	0	0	2	0	0	0.333	
Mar 06	at Pacific	*of	4	0	0	0	0	0	0	0	0	1	0	0	0	0	0	1	1	0	0.286	
Mar 08	at UC Davis	*of	4	0	2	1	1	0	0	0	0	0	0	0	0	0	0	0	0	0	0.312	
Mar 09	at Sacramento State	*dh	2	1	0	1	0	0	0	0	0	0	0	0	0	0	0	0	0	0	0.294	
Mar 10	at Sacramento State	*dh	2	0	0	0	0	0	0	0	0	0	0	0	0	0	0	1	0	0	0.278	
Mar 11	at Sacramento State	*of	5	0	2	1	1	0	0	0	0	0	0	0	0	0	0	1	1	0	0.293	
Mar 18	at Delaware-1	*of	4	0	0	0	0	0	0	0	0	0	0	0	0	0	0	3	0	0	0.267	
Mar 18	at Delaware-2	*of	4	0	1	0	0	0	0	0	0	0	0	0	0	0	0	0	0	0	0.250	
Mar 19	at Delaware	*of	4	0	0	0	0	0	0	0	0	0	0	0	0	0	0	1	2	0	0.245	
Mar 21	BUCKNELL	*of/of	2	1	2	0	1	0	0	0	0	0	0	1	0	0	0	0	0	0	0.273	
Mar 24	COLUMBIA	*of	4	1	1	0	1	0	0	0	0	0	0	0	0	0	0	0	0	0	0.271	
Mar 25	COLUMBIA-1	*of	4	1	2	1	0	0	0	0	0	0	0	0	0	0	0	0	4	0	0.286	
Mar 25	COLUMBIA-2	*of	3	0	0	0	0	0	0	1	0	0	0	0	0	0	0	0	1	2	0.273	
Mar 26	COLUMBIA	*of	3	2	1	1	0	0	0	0	1	0	0	0	0	0	0	0	2	0	0.275	
Mar 29	CORNELL	*of	5	1	1	0	0	0	0	0	0	0	0	0	0	0	0	1	0	0	0.270	
Mar 31	at Michigan	*of	4	1	1	0	0	0	0	0	0	0	0	0	0	0	0	2	1	0	0.269	
Apr 01	at Michigan	*of	4	0	1	0	0	0	0	0	0	0	0	0	0	0	0	1	1	0	0.268	
Apr 02	at Michigan	*of	3	0	1	0	0	0	0	0	0	0	0	0	0	0	0	1	4	0	0.271	
Apr 04	at Pittsburgh	*of	3	0	0	0	0	0	0	0	0	0	0	0	0	0	0	3	3	0	0.261	
Apr 08	OHIO STATE	*of	4	2	3	0	0	0	0	0	0	0	0	0	0	0	0	0	0	0	0.283	
Apr 09	OHIO STATE-1	*of	3	0	0	1	0	0	0	0	0	0	0	0	0	0	0	0	1	2	0.274	
Apr 09	OHIO STATE-2	*of	2	1	1	0	0	0	0	0	0	0	0	0	0	0	0	0	3	0	0.278	
Apr 14	at Maryland	*of	4	0	1	0	0	0	0	0	0	0	0	0	0	0	0	1	5	0	0.277	
Apr 15	at Maryland	*of	4	1	1	0	0	0	0	0	0	0	0	0	0	0	0	0	0	0	0.276	
Apr 16	at Maryland	*of	4	2	2	2	0	0	2	0	0	0	0	0	0	0	0	1	3	0	0.284	
Apr 18	PITTSBURGH	*of	4	0	1	0	0	0	0	0	0	0	0	0	0	0	0	2	2	1	0.283	
Apr 21	NORTHWESTERN	*of	4	0	1	0	0	0	0	1	0	0	0	0	0	0	0	0	0	0	0.282	
Apr 22	NORTHWESTERN	*of	4	0	0	0	0	0	0	0	0	0	0	0	0	0	0	2	1	0	0.273	
Apr 23	NORTHWESTERN	*of	3	0	1	1	0	0	0	1	1	0	0	0	0	0	0	1	4	0	0.274	
Apr 26	LAFAYETTE	*of	4	2	1	0	0	0	1	0	0	0	0	0	0	0	0	1	1	0	0.273	
Totals			349s	128	22	35	12	8	2	3	11	3	2	4	1	2	1	34	56	1	1	0.273



# Hitters



**14**

**Logan GOODNIGHT**

Wheeling, W.Va.  
The Linsly School  
Finance

**Fr. • IF • R/R**

CAREER VS. IOWA												
G-GS	AVG	AB	R	H	2B	3B	HR	RBI	BB	K	SB-A	
Has not appeared												

**SEASON NOTES**  
**TCU (2/18-19):** Appeared in final two games of series...played third base and pinch hit. **Xavier (2/25):** Went 1-for-3 with a double. **Pacific (3/5):** Had a two-RBI double came around to score. **UC Davis (3/8):** Went 1-for-3 in the game. **Sacramento State (3/9-10):** Collected a hit in both appearances including a stolen base and a run scored. **Ohio State (4/8-9):** Had hits in back-to-back games. **Northwestern (4/21-23):** Went 3-for-11 in the series with an RBI and a run scored.


## SEASON BESTS

AB: .... 4 .. (8x; last Northwestern, 4/22)  
R: ..... 1 .. (7x; last Northwestern, 4/23)  
H: ..... 2 .. (Northwestern, 4/21)  
RBI: ... 2 .. (at Pacific, 3/5)  
2B: .... 1 .. (2x; at Pacific, 3/6)  
3B: N/A  
HR: N/A  
SB: .... 1 .. (at Sac State, 3/9)

## 2017 SEASON

Date	Opponent	Pos	AB	R	H	RBI	2B	3B	HR	BB	SB	CS	HBP	SAC	SF	GDP	K	PO	A	E	Avg
Feb 18	at TCU	*3b	3	0	0	0	0	0	0	0	0	0	0	0	0	0	2	1	2	0	.000
Feb 19	at TCU	ph	1	0	0	0	0	0	0	0	0	0	0	0	0	0	1	0	0	0	.000
Feb 25	vs Xavier-2	*3b	3	0	1	0	1	0	0	0	0	0	0	0	0	1	1	0	1	0	.143
Mar 05	at Pacific	*3b	3	1	1	2	1	0	0	0	0	0	0	1	0	0	2	0	2	0	.200
Mar 06	at Pacific	*3b	4	0	0	0	0	0	0	0	0	0	0	0	0	0	2	0	1	0	.143
Mar 08	at UC Davis	*3b	3	0	1	0	0	0	0	0	0	0	0	0	0	0	2	1	6	0	.176
Mar 09	at Sacramento State	3b	1	0	1	0	0	0	0	1	0	0	0	0	0	0	0	0	0	0	.222
Mar 10	at Sacramento State	*3b	3	1	1	0	0	0	0	0	0	0	0	0	0	0	0	0	2	0	.258
Mar 18	at Delaware-1	*dh	3	0	0	0	0	0	0	0	0	0	0	0	0	0	2	0	0	0	.208
Mar 19	at Delaware	*ss	2	0	0	0	0	0	0	1	0	0	0	0	0	0	1	0	1	0	.192
Mar 21	BUCKNELL	*ss	2	0	0	0	0	0	0	1	0	0	0	0	0	0	1	1	1	1	.179
Mar 25	COLUMBIA-1	*3b	3	0	0	0	0	0	0	0	0	0	0	0	0	0	0	0	0	0	.161
Mar 29	CORNELL	*ss	3	0	0	1	0	0	0	0	0	0	0	0	1	0	1	2	5	0	.147
Mar 31	at Michigan	*ss	3	1	0	0	0	0	0	1	0	0	0	0	0	0	3	3	1	1	.135
Apr 01	at Michigan	*ss	3	0	0	0	0	0	0	0	0	0	0	0	0	0	3	0	1	1	.125
Apr 02	at Michigan	*ss	3	0	0	0	0	0	0	0	0	0	0	0	0	0	3	4	3	0	.116
Apr 04	at Pittsburgh	pr/ss	1	0	0	0	0	0	0	0	0	0	0	0	0	0	0	1	0	0	.114
Apr 08	OHIO STATE	*3b/ss	4	1	1	0	0	0	0	0	0	0	0	0	0	0	1	1	0	0	.125
Apr 09	OHIO STATE-1	*ss	4	1	1	0	0	0	0	0	0	0	0	0	0	0	3	0	0	0	.135
Apr 09	OHIO STATE-2	*ss	4	0	0	0	0	0	0	0	0	0	0	0	0	0	2	1	1	2	.125
Apr 10	BINGHAMTON	*3b	2	0	0	1	0	0	0	0	0	0	1	0	0	0	1	0	3	0	.121
Apr 12	BUCKNELL	*3b	4	0	1	0	0	0	0	0	0	0	0	0	0	0	1	0	1	0	.129
Apr 14	at Maryland	*3b	3	0	0	0	0	0	0	0	0	0	0	0	0	0	3	1	0	0	.123
Apr 15	at Maryland	*3b	2	0	0	0	0	0	0	1	0	0	0	0	0	0	2	0	1	1	.119
Apr 16	at Maryland	*3b	4	0	0	0	0	0	0	0	0	0	0	0	0	0	2	0	0	0	.113
Apr 18	PITTSBURGH	*3b	3	1	0	0	0	0	0	0	0	0	1	0	0	0	2	0	0	1	.108
Apr 21	NORTHWESTERN	*3b	4	0	2	1	0	0	0	0	0	0	0	0	0	0	2	2	1	1	.128
Apr 22	NORTHWESTERN	*3b	4	0	0	0	0	0	0	0	0	0	0	0	0	0	1	0	2	1	.122
Apr 23	NORTHWESTERN	*3b	3	1	1	0	0	0	0	0	0	1	0	0	0	0	1	0	2	0	.129
Apr 26	LAFAYETTE	*3b	4	0	1	1	0	0	0	0	0	0	0	0	0	0	0	1	1	0	.135
Totals		27gs	89	7	12	6	2	0	0	4	1	0	3	1	1	1	45	19	38	11	.135

# Hitters



## Christian HELSEL

Altoona, Pa.  
Altoona  
Nutritional Sciences

Sr. • IF/RHP • R/R

CAREER VS. IOWA												
G-GS	AVG	AB	R	H	2B	3B	HR	RBI	BB	K	SB-A	
2-2	.000	5	0	0	0	0	0	0	0	2	0-0	

## SEASON NOTES

**Xavier (2/24-26):** Reached base in three of four games in series...Hit two doubles and drove in one run. **Pacific (3/4):** Hit a grand slam in series opening win. **UC Davis (3/8):** Started at first base while going 1-for-3 in the game. **Columbia (3/24-26):** Went 3-for-10 in the series while scoring a run and driving in two. **Cornell (3/29):** Went 3-for-4 with a double in the game, driving in three runs and scoring another. **Michigan (3/31-4/2):** Collected two RBI-hits in the series including a home run in game two of the series. **Pittsburgh (4/4):** Went 1-for-4 with a solo home run as a back to back home run with Jordan Bowersox. **Ohio State (4/8):** Singled and scored twice in win over Buckeyes. **Bucknell (4/12):** Went 2-for-2 with a walk and hit by pitch in win over Bucknell. **Pittsburgh (4/18):** Doubled and went 3-for-4 with a walk. **Northwestern (4/21-23):** Went 4-for-14 in the series with a double.

## SEASON BESTS

AB: ... 5.. (5x; last Northwestern, 4/23)  
R: .... 2.. (2x; last Ohio State, 4/8)  
H: .... 3.. (3x; last Northwestern, 4/23)  
RBI: . 4.. (at Pacific, 3/4)  
2B: .. 1.. (7x; last Northwestern, 4/23)  
3B: N/A  
HR: .. 1.. (3x; last at Pitt, 4/4)  
SB: .. 1.. (at Pacific, 3/6)

## CAREER BESTS (PSU only)

AB: .... 5.. (9x; last Northwestern, 4/23/17)  
R: ..... 3.. (Niagara, 3/19/16)  
H: ..... 3.. (9x; last Northwestern, 4/23/17)  
RBI: ... 4.. (at Pacific, 3/4/17)  
2B: .... 2.. (2x; last Purdue, 4/2/16)  
3B: .... 1.. (Purdue, 4/2/16)  
HR: .... 1.. (4x; last at Pittsburgh, 4/4/17)  
SB: .... 2.. (at Pacific, 3/6/17)

## 2017 SEASON

Date	Opponent	Pos	AB	R	H	RBI	2B	3B	HR	BB	SB	CS	HBP	SAC	GF	GDP	K	PO	A	E	Avg
Feb 18	at TCU	*1b	3	0	0	0	0	0	0	0	0	0	0	0	0	0	1	6	0	0	.000
Feb 19	at TCU	*3b	4	0	0	0	0	0	0	0	0	0	0	0	0	0	0	2	1	0	.000
Feb 24	vs Xavier	*3b	4	1	2	0	1	0	0	0	0	0	0	0	0	0	0	3	4	0	.182
Feb 25	vs Xavier-1	*3b	4	1	0	0	0	0	0	0	0	0	0	0	0	0	0	0	1	0	.133
Feb 25	vs Xavier-2	*1b/3b	4	0	1	1	0	0	0	0	0	0	0	0	0	0	1	6	1	0	.158
Feb 26	vs Xavier	*3b	2	0	1	0	1	0	0	0	0	0	0	0	1	0	0	0	3	0	.190
Mar 04	at Pacific	*3b	5	2	1	4	0	0	0	0	0	0	0	0	0	0	2	0	0	0	.192
Mar 05	at Pacific	*1b	4	1	1	0	0	0	0	0	0	0	0	0	0	0	0	13	0	0	.200
Mar 06	at Pacific	*1b	2	0	0	0	0	0	0	0	0	0	0	0	0	0	1	7	1	0	.188
Mar 08	at UC Davis	*1b	3	0	1	0	0	0	0	0	0	0	0	0	0	0	0	11	1	0	.200
Mar 09	at Sacramento State	*3b/1b	2	0	0	0	0	0	0	0	0	0	0	0	1	0	0	1	2	0	.189
Mar 10	at Sacramento State	*1b	4	0	1	0	0	0	0	0	0	0	0	0	0	0	0	1	5	0	.195
Mar 11	at Sacramento State	*3b	5	0	1	0	0	0	0	0	0	0	0	0	0	0	1	0	4	1	.196
Mar 18	at Delaware-1	*3b	3	0	0	0	0	0	0	0	0	0	0	0	0	0	2	2	0	0	.184
Mar 18	at Delaware-2	*3b	2	0	0	0	0	0	0	0	0	0	0	0	0	0	0	0	0	0	.175
Mar 19	at Delaware	*3b	3	0	1	0	0	0	0	0	0	0	0	0	0	0	0	1	4	0	.185
Mar 21	BUCKNELL	*3b	2	0	0	1	0	0	0	0	0	0	1	1	0	0	1	0	1	0	.179
Mar 24	COLUMBIA	*3b	4	1	1	1	0	0	0	0	0	0	0	0	0	0	0	0	0	0	.183
Mar 25	COLUMBIA-1	*1b	3	0	1	0	0	0	0	0	0	0	1	0	0	0	0	7	0	0	.190
Mar 25	COLUMBIA-2	*3b	3	0	0	1	0	0	0	0	0	0	0	0	0	0	1	0	0	0	.182
Mar 26	COLUMBIA	*3b	3	0	1	0	0	0	0	0	0	0	0	0	0	0	0	1	1	0	.188
Mar 29	CORNELL	*3b	4	1	3	3	1	0	0	0	0	0	0	1	0	0	0	0	2	0	.219
Mar 31	at Michigan	*3b	5	0	1	1	0	0	0	0	0	0	0	0	0	0	1	0	0	0	.218
Apr 01	at Michigan	*3b	3	1	1	1	0	0	1	0	0	0	0	0	0	0	0	0	1	1	.222
Apr 02	at Michigan	*3b	4	0	0	0	0	0	0	0	0	0	0	0	0	0	0	1	1	0	.212
Apr 04	at Pittsburgh	*3b/2b	4	1	1	1	0	0	0	0	0	0	0	0	0	0	1	1	5	0	.213
Apr 08	OHIO STATE	*1b/3b	4	2	2	0	0	0	0	0	0	0	0	0	0	0	0	0	3	0	.226
Apr 09	OHIO STATE-1	*3b	2	0	2	0	0	0	0	0	0	0	0	0	0	0	1	0	2	0	.232
Apr 09	OHIO STATE-2	*3b	3	0	0	0	0	0	0	0	0	0	0	0	0	0	0	1	1	0	.224
Apr 10	BINGHAMTON	*2b	4	1	1	1	0	0	0	0	0	0	0	0	0	0	0	0	0	0	.225
Apr 12	BUCKNELL	*2b	2	0	2	1	0	0	0	0	0	0	0	0	0	0	0	4	2	0	.240
Apr 14	at Maryland	*2b	4	0	1	0	0	0	0	0	0	0	0	0	0	0	0	0	3	3	.241
Apr 15	at Maryland	*2b	4	0	0	1	0	0	0	0	0	0	0	0	0	0	1	4	3	0	.232
Apr 16	at Maryland	*2b	4	0	1	0	0	0	0	0	0	0	0	0	0	0	1	1	3	0	.233
Apr 18	PITTSBURGH	*2b	4	0	3	0	1	0	0	0	0	0	0	0	0	0	0	0	0	1	.250
Apr 21	NORTHWESTERN	*2b	5	0	1	0	0	0	0	0	0	0	0	0	0	0	2	3	2	0	.248
Apr 22	NORTHWESTERN	*2b	4	0	0	0	0	0	0	0	0	0	0	0	1	0	0	1	0	5	.240
Apr 23	NORTHWESTERN	*2b	5	0	3	0	1	0	0	0	0	0	0	0	0	0	0	3	2	1	.254
Apr 26	LAFAYETTE	*2b	4	1	0	0	0	0	0	0	0	0	1	0	0	0	0	4	5	0	.246
Totals			399	138	13	34	17	0	3	10	1	0	6	7	0	1	23	97	68	6	.226

## CAREER

Year	avg	op-gs	ab	r	h	2b	3b	hr	rbi	bb	sb	cs	hbp	sac	gf	sh	sh-att	po	a	e	avg		
2015	.258	38-36	124	17	32	8	0	1	12	43	347	21	3	35	2	376	1	6	5-9	93	43	10	.932
2016	.194	42-26	93	12	18	4	1	0	8	24	258	13	6	26	1	330	0	2	3-4	89	86	11	.941
2017	.246	39-39	138	13	34	7	0	3	17	50	362	10	6	23	1	325	0	7	1-1	97	68	6	.965
TOTAL	.237	119-101	355	42	84	19	1	4	37	117	330	44	15	84	4	345	1	15	9-14	279	197	27	.946

Year	era	w-l	app	gs	co	sho	sv	ip	h	r	er	bb	so	2b	3b	hr	bf	baavg	wpa	bb	hbk	sfa	sho
2016	0.00	0-0	3	0	0	0/1	0	3.0	2	0	0	1	3	0	0	0	13	.167	1	0	0	0	0
TOTAL	0.00	0-0	3	0	0	0/1	0	3.0	2	0	0	1	3	0	0	0	13	.167	1	0	0	0	0

## Hitters



CAREER VS. IOWA											
G-GS	AVG	AB	R	H	2B	3B	HR	RBI	BB	K	SB-A
3-3	.182	11	0	2	0	0	0	1	1	2	0-0

## SEASON NOTES

**TCU (2/17-19):** Went 3-for-10 in the series with an RBI in the season opener including a double in the finale. Scored a run in each of the last two games of the series. **Xavier (2/24-26):** Went 6-for-17 recording two doubles while driving in three runs and scoring five times in the series. **Pacific (3/4-6):** Went 4-for-14 in the series with a home run and three RBIs. **UC Davis (3/8):** Went 1-for-4 including a run scored and a stolen base. **Sacramento State (3/9-11):** Recorded two hits in the series and two stolen bases while scoring twice in the series' finale. **Delaware (3/18-19):** Went 3-for-11 plus a walk in the series. **Bucknell (3/21):** Went 3-for-4 with a double, triple, and a pair of runs. **Columbia (3/24-26):** Collected four hits in the series, including a 3-hit game while scoring 2 runs and driving in an RBI in the four games. **Cornell (3/29):** Drew two walks while scoring a run and stealing a base. **Michigan (3/31-4/2):** The starting second baseman in each game of the series, reaching base three times. **Ohio State (4/9, G2):** Hit a solo home run as part of 2-for-3 game that included a walk. **Bucknell (4/12):** Went 2-for-4 with a three-RBI triple. **Northwestern (4/21-23):** Went 4-for-14 in the series with a triple, a run scored in each game and two RBIs.

SEASON BESTS	CAREER BESTS
AB:... 5.. (9x; last Lafayette, 4/26)	AB:...6 .. (4x; last Purdue, 4/2/16)
R: .... 2.. (3x; last Bucknell, 3/22)	R: ..... 2.. (9x; last Bucknell, 3/22/17)
H: .... 3.. (3x; last Columbia, 3/25)	H: ..... 4.. (Niagara, 3/18/16)
RBI: .. 3.. (Bucknell, 4/12)	RBI: .... 3.. (Bucknell, 4/12)
2B: .. 1.. (6x; last Columbia, 3/24)	2B: .... 1.. (10x; last Columbia, 3/24/17)
3B: .. 1.. (3x; last Northwestern, 3/23)	3B: .... 1.. (6x; last Northwestern, 4/23/17)
HR: .... 1.. (3x; last Ohio State, 4/9)	HR: .... 1.. (3x; last Ohio State, 4/9/17)
SB: .. 1.. (7x; last Lafayette, 4/26)	SB: .... 1.. (13x; last Lafayette, 4/26/17)

## 2017 SEASON

Date	Opponent	Poss	AB	R	H	BBI	2B	3B	HR	BB	SB	CBS	HBP	SAC	SF	GDP	K	PO	A	E	Ovg
Feb 17	at TCU	"2b	3	0	0	0	0	0	0	0	0	0	0	0	0	0	0	1	1	0	.000
Feb 18	at TCU	"2b	4	1	1	0	0	0	0	0	0	0	0	0	0	0	0	3	3	0	.000
Feb 19	at TCU	"2b	4	1	1	0	1	0	0	0	0	0	0	0	0	0	0	3	3	0	.000
Feb 24	vs Xavier	"2b	4	2	1	0	0	0	0	1	1	0	0	0	0	0	2	4	1	2	.286
Feb 25	vs Xavier-1	"2b	5	1	1	2	0	0	1	0	0	0	0	0	0	0	1	1	1	0	.263
Feb 25	vs Xavier-2	"2b	5	1	1	0	0	0	1	0	0	0	0	0	0	0	1	1	1	0	.333
Feb 26	vs Xavier	"2b	5	1	3	0	1	0	0	1	0	0	0	0	0	0	1	3	0	0	.333
Mar 04	at Pacific	"2b	4	1	1	1	0	0	0	0	0	0	0	1	0	0	0	2	1	1	.323
Mar 05	at Pacific	"2b	5	1	2	2	0	0	1	0	1	0	0	0	0	0	0	2	8	0	.333
Mar 06	at Pacific	"2b	5	1	1	0	0	0	0	1	0	0	0	0	0	0	0	3	0	0	.310
Mar 08	at UC Davis	"2b	4	1	1	0	0	0	0	0	0	0	0	0	0	0	3	2	2	0	.111
Mar 09	at Sacramento State	"2b	3	0	0	0	0	0	0	1	0	0	0	0	0	0	1	2	3	0	.292
Mar 10	at Sacramento State	"2b	4	0	1	0	0	0	0	0	0	0	0	0	0	0	2	3	0	0	.288
Mar 11	at Sacramento State	"2b	3	0	2	0	0	0	0	0	1	0	0	0	0	0	0	1	0	0	.305
Mar 18	at Delaware-1	"2b	4	0	2	0	0	0	0	0	0	0	0	0	0	0	1	2	0	1	.250
Mar 18	at Delaware-2	"2b	4	0	0	0	0	0	0	0	0	0	0	0	0	0	1	5	2	0	.288
Mar 19	at Delaware	"2b	3	0	1	0	0	0	0	1	0	0	0	0	0	0	0	2	1	0	.286
Mar 21	BUCKNELL	"2b	4	2	3	0	0	0	0	0	0	0	0	0	0	0	0	3	5	0	.314
Mar 24	COLUMBIA	"2b	4	0	0	0	1	0	0	0	0	0	0	0	0	0	0	3	5	0	.291
Mar 25	COLUMBIA-1	"2b	4	0	0	0	0	0	0	0	0	0	0	0	0	0	2	0	2	0	.319
Mar 25	COLUMBIA-2	"2b	4	1	3	1	0	0	0	1	0	1	0	0	0	0	0	2	0	0	.313
Mar 26	COLUMBIA	"2b	4	0	0	0	0	0	0	1	0	0	0	0	0	0	1	1	4	1	.299
Mar 29	CORNELL	"2b	2	0	0	0	0	0	0	2	1	0	0	0	0	0	0	4	1	3	.250
Mar 31	at Michigan	"2b	4	0	1	0	0	0	0	1	0	1	0	0	0	0	3	4	3	0	.290
Apr 01	at Michigan	"2b	3	0	0	0	0	0	0	0	0	0	0	0	0	1	0	1	7	0	.281
Apr 02	at Michigan	"2b	3	0	0	0	0	0	0	0	0	0	0	0	0	0	0	0	4	0	.273
Apr 04	at Pittsburgh	"2bss	4	0	0	0	0	0	0	0	0	0	0	0	0	0	0	0	4	0	.296
Apr 08	OHIO STATE	"2b	4	0	0	0	0	0	0	0	0	0	0	0	0	0	1	2	2	0	.252
Apr 09	OHIO STATE-1	"2b	4	0	1	0	0	0	0	1	0	0	0	0	0	0	1	1	0	0	.252
Apr 09	OHIO STATE-2	"2b	3	0	2	1	0	0	0	0	0	0	0	0	0	0	0	3	4	0	.263
Apr 10	BINGHAMTON	"ss	4	0	0	0	0	0	0	0	0	0	0	0	0	0	0	3	4	0	.254
Apr 12	BUCKNELL	"ss	4	1	2	3	0	1	0	0	0	0	0	0	0	0	0	1	5	0	.262
Apr 14	at Maryland	"ss	4	0	0	0	0	0	0	0	0	0	0	0	0	0	1	2	0	0	.254
Apr 15	at Maryland	"ss	4	0	0	0	0	0	0	0	0	0	0	0	0	0	1	1	4	1	.246
Apr 16	at Maryland	"ss	4	0	0	0	0	0	0	0	0	0	0	0	0	0	0	1	3	0	.244
Apr 18	PITTSBURGH	"ss	5	0	1	0	0	0	0	0	0	0	0	0	0	0	1	0	3	1	.243
Apr 21	NORTHWESTERN	"ss	5	1	1	0	0	0	0	0	0	0	0	0	0	0	1	2	3	0	.241
Apr 22	NORTHWESTERN	"ss	4	1	2	2	0	0	0	0	0	0	0	0	0	0	2	2	3	2	.248
Apr 23	NORTHWESTERN	"ss	4	1	1	0	0	0	0	0	0	0	0	0	0	0	0	2	3	0	.248
Apr 26	LAFAYETTE	"ss	5	1	2	1	0	0	0	1	0	0	0	0	0	0	0	1	3	0	.253
Totals		40gs	158	23	40	15	6	3	3	14	7	4	2	1	0	3	30	73	103	9	.253

## CAREER

Year	avg	gp-gs	ab	r	h	2b	3b	hr	rbi	tp	slg%	bb	hbp	so	gdp	cld%	sf	sh	sb-at	po	a	e	fld%
2016	213	53-52	202	24	43	4	2	0	11	51	.252	11	2	39	0	.257	3	8	6-8	74	144	18	.924
2017	253	40-40	158	23	40	6	3	3	15	61	.386	14	2	30	3	.322	0	1	7-11	73	103	9	.951
TOTAL	231	93-92	360	47	83	10	5	3	26	112	.311	25	4	69	3	.286	3	9	13-19	147	247	27	.936



CAREER VS. IOWA												
G-GS	AVG	AB	R	H	2B	3B	HR	RBI	BB	K	SB-A	
Has not appeared.												

## SEASON NOTES

**TCU (2/17-18):** Started in DH role in second game of series, and as an outfielder in the finale. **Pacific (3/4-5):** Got his first RBI of the season. **Sacramento State (3/10):** Entered the game as an outfielder off the bench and hit a home run in his only plate appearance. **Maryland (4/15-16):** Singled in back-to-back games.

Date		Opponent	Pos	AB	R	H	ER	BB	SO	SB	HBP	SAC	SF	GDP	K	PO	A	E	Avg
Feb 17		at TCU	*dh	4	0	0	0	0	0	0	0	0	0	0	2	0	0	0	.000
Feb 18		at TCU	*of	4	0	0	0	0	0	0	0	0	0	0	2	0	0	0	.000
Mar 04		at Pacific	*dh	3	0	0	0	0	0	0	0	0	0	0	0	0	0	0	.000
Mar 05		at Pacific	ph	1	0	0	0	0	0	0	0	0	0	0	0	0	0	0	.000
Mar 08		at UC Davis	ph	1	0	0	0	0	0	0	0	0	0	0	1	0	0	0	.000
Mar 10		at Sacramento State	*dh	1	1	1	1	0	0	0	0	0	0	0	0	0	0	0	.071
Mar 11		at Delaware-2	*dh	4	0	0	0	0	0	0	0	0	0	0	0	0	0	0	.000
Mar 19		at Delaware	*dh	1	0	0	0	0	0	0	0	0	0	0	0	0	0	0	.053
Mar 21		BUCKNELL	*dh	2	0	0	0	0	0	0	0	0	0	0	0	0	0	0	.048
Mar 24		COLUMBIA	*dh	2	0	1	2	0	0	0	0	0	0	0	0	0	0	0	.043
Mar 25		COLUMBIA-2	*dh	2	0	1	2	0	2	1	1	0	0	0	0	0	0	0	.080
Mar 26		COLUMBIA	*dh	3	1	0	0	0	0	1	0	0	0	0	0	0	0	0	.071
Mar 31		at Michigan	ph	0	1	0	0	0	0	0	0	0	0	0	0	0	0	0	.000
Apr 01		at Michigan	ph	0	0	0	0	0	0	0	0	0	0	0	0	0	0	0	.000
Apr 04		at Pittsburgh	ph	1	0	0	0	0	0	0	0	0	0	0	1	0	0	0	.094
Apr 08		OHIO STATE	*dh	3	0	0	0	0	0	0	0	0	0	0	2	0	0	0	.086
Apr 09		OHIO STATE-1	*dh	2	0	0	0	0	1	0	0	0	0	0	0	0	0	0	.061
Apr 09		OHIO STATE-2	ph/of	1	0	0	0	0	0	0	0	0	0	0	0	0	0	0	.079
Apr 12		BUCKNELL	*dh	3	0	0	0	0	0	0	0	0	0	1	1	3	0	0	.073
Apr 14		at Maryland	*dh	3	0	0	0	0	0	0	0	0	0	0	3	0	0	0	.068
Apr 15		at Maryland	*of	4	0	0	0	0	0	0	0	0	0	0	0	1	0	0	.061
Apr 16		at Maryland	*dh	2	0	1	0	0	0	0	0	0	0	0	0	1	0	0	.100
Apr 18		PITTSBURGH	*dh	3	0	0	0	0	0	0	0	0	0	0	0	0	0	0	.094
Apr 23		NORTHWESTERN	*dh	3	0	0	0	0	0	0	0	0	0	0	0	0	0	0	.000
total			17gs	53	4	5	4	0	1	12	1	2	0	2	16	7	0	0	.059

## CAREER

Year	avg	gp-gs	ab	r	h	2b	3b	hr	rbi	slg%	bb	hbp	so	gdp	ob%	sf	sh	sb-att	po	a	e	fld%	
2016	.296	21-4	27	7	8	0	0	0	2	.8	.296	7	0	12	0	.441	0	0	0-0	3	0	0	1.000
2017	.094	24-17	53	4	5	0	0	1	4	.8	.151	12	0	16	2	.262	0	0	1-3	7	0	0	1.000
TOTAL	.163	45-21	80	11	13	0	0	1	6	16	.200	19	0	28	2	.323	0	0	1-3	10	0	0	1.000



## Hitters



**Alex MALINSKY**  
Apex, N.C.  
Panther Creek  
Accounting and Finance  
Sr. • C • R/R

CAREER VS. LAFAYETTE												
G-GS	AVG	AB	R	H	2B	3B	HR	RBI	BB	K	SB-A	
1-1	.000	3	1	0	0	0	0	0	2	1	0-0	

### SEASON NOTES

**Delaware (3/19):** Made season debut after suffering preseason injury. **Cornell (3/29):** Enjoyed a career day at the plate going 3-for-5 with two doubles and three RBIs. **Maryland (4/15-16):** Went 2-for-6 in two games with a run scored.

### SEASON BESTS

AB: ... 5 .. (Cornell, 3/29)  
R: .... 1 .. (3x, last Lafayette, 4/26)  
H: .... 3 .. (Cornell, 3/29)  
RBI: ... 3 .. (Cornell, 3/29)  
2B: .. 2 .. (Cornell, 3/29)  
3B: N/A  
HR: N/A  
SB: .. 1 .. (Cornell, 3/29)

### CAREER BESTS

AB: .... 5 .. (3x; last Cornell, 3/26/17)  
R: ..... 2 .. (4x; last Villanova, 3/25/15)  
H: ..... 3 .. (Cornell, 3/29/17)  
RBI: .... 3 .. (Cornell, 3/29/17)  
2B: .... 2 .. (Cornell, 3/29/17)  
3B: N/A  
HR: N/A  
SB: .... 1 .. (2x; last Cornell, 3/29/17)

### 2017 SEASON

Date	Opponent	Pos	AB	R	H	RBI	2B	3B	HR	BB	SB	CS	HBP	SAC	SF	GDP	K	PO	A	E	Avg
Mar 19	at Delaware	ph/c	1	0	0	0	0	0	0	0	0	0	0	0	0	0	0	1	1	0	.000
Mar 21	BUCKNELL	ph	0	0	0	1	0	0	0	1	0	0	0	0	0	0	0	0	0	0	.000
Mar 24	COLUMBIA	ph/c	1	0	0	0	0	0	0	0	0	0	0	0	0	0	1	2	0	0	.000
Mar 29	CORNELL	c	5	0	3	3	2	0	0	0	1	0	0	0	0	0	2	5	2	0	.429
Mar 31	at Michigan	*dh	3	0	0	0	0	0	0	0	0	0	0	0	0	0	2	0	0	0	.300
Apr 01	at Michigan	ph	1	0	0	0	0	0	0	0	0	0	0	0	0	0	1	0	0	0	.273
Apr 02	at Michigan	c	0	0	0	0	0	0	0	0	0	0	0	0	0	0	0	1	0	0	.273
Apr 04	at Pittsburgh	*c	3	0	0	0	0	0	0	1	0	0	0	0	0	0	1	3	0	0	.214
Apr 08	OHIO STATE	ph/c	1	1	0	0	0	0	0	0	0	0	0	0	0	0	1	4	0	0	.200
Apr 09	OHIO STATE-1	c	3	0	0	0	0	0	0	1	0	0	0	0	0	0	0	10	1	0	.167
Apr 09	OHIO STATE-2	*dh	4	0	0	1	0	0	0	0	0	0	0	0	0	0	1	0	0	0	.136
Apr 10	BINGHAMTON	*c	3	0	0	0	0	0	0	0	0	1	0	0	0	0	2	1	7	0	.120
Apr 15	at Maryland	*dh	2	1	1	0	0	0	0	0	0	1	0	0	0	0	1	0	0	0	.148
Apr 16	at Maryland	*dh	4	0	1	0	0	0	0	0	0	0	0	0	0	0	1	0	0	0	.161
Apr 18	PITTSBURGH	ph/c	2	0	0	0	0	0	0	0	0	0	0	0	0	0	1	0	6	0	.152
Apr 21	NORTHWESTERN	c	1	0	0	0	0	0	0	0	0	1	0	0	0	0	0	2	0	0	.147
Apr 23	NORTHWESTERN	dh	2	0	0	1	0	0	0	0	0	0	0	0	0	1	0	1	0	0	.139
Apr 26	LAFAYETTE	*dh/c	3	1	2	0	0	0	0	1	0	0	0	0	0	0	0	0	2	0	.179
Totals		9gs	39	3	7	6	2	0	6	1	0	3	0	1	3	14	43	3	0	0	.179

### CAREER

Year	avg	gp-gs	ab	r	h	2b	3b	hr	rbi	sb	slg%	bb	hbp	so	qdp	ob%	sf	sh	so:ea	po	a	e	fld%
2014	.250	26-21	68	10	17	3	0	0	9	20	.294	7	2	7	2	.333	1	2	0-0	101	11	1	.991
2015	.218	30-24	78	11	17	3	0	0	5	20	.256	3	4	19	0	.282	0	3	1-2	157	20	2	.989
2016	.154	19-6	26	4	4	1	0	0	4	5	.192	8	1	6	1	.371	0	0	0-0	70	7	1	.987
2017	.179	18-9	39	3	7	2	0	0	6	9	.231	6	3	14	3	.327	1	0	1-1	43	3	0	1.000
TOTAL	.213	93-60	211	28	45	9	0	0	24	54	.256	24	10	46	6	.320	2	5	2-3	371	41	4	.990



**Mason NADEAU**  
Lansdale, Pa.  
North Penn  
Business  
Fr. • OF • L/R

CAREER VS. IOWA												
G-GS	AVG	AB	R	H	2B	3B	HR	RBI	BB	K	SB-A	
												Has not appeared

### SEASON NOTES

**TCU (2/17-19):** In first three games of his career, walked twice in six at-bats...Started in centerfield in all three contests. **Xavier (2/24-26):** Went 2-for-4 with a double, RBI, and run scored in series opener...Went 4-for-9 with two RBIs, two runs scored and a walk over rest of series. **Pacific (3/4-6):** Went 6-for-12 in the series with five runs, an RBI, and a double. **Sacramento State (3/9-11):** Started all three games in the outfield and went 4-for-10 in the series...Stole two bases in the season finale. **Northwestern (4/21-23):** Went 4-for-11 in the series, including a three-hit game... scored two runs and stole a base.

### SEASON BESTS

AB: .... 5 .. (Northwestern, 4/22)  
R: ..... 3 .. (at Pacific, 3/05)  
H: ..... 3 .. (2x; Northwestern, 4/22)  
RBI: ... 2 .. (Lafayette, 4/26)  
2B: .... 1 .. (3x; last at Sac State, 3/9)  
3B: N/A  
HR: .... 1 .. (Lafayette, 4/26)  
SB: .... 2 .. (at Sacramento State, 3/11)

### 2017 SEASON

Date	Opponent	Pos	AB	R	H	RBI	2B	3B	HR	BB	SB	CS	HBP	SAC	SF	GDP	K	PO	A	E	Avg
Feb 17	at TCU	*of	2	0	0	0	0	0	0	1	0	0	0	0	0	0	1	2	0	0	.000
Feb 18	at TCU	*of	2	0	0	0	0	0	0	0	0	0	0	0	0	0	0	3	0	0	.000
Feb 19	at TCU	*of	2	0	0	0	0	0	0	0	0	0	0	0	0	0	1	3	0	1	.000
Feb 24	vs Xavier	*of	4	1	2	1	1	0	0	0	0	0	0	0	0	0	1	0	0	0	.200
Feb 25	vs Xavier-1	*of	3	1	1	0	0	0	0	1	0	0	0	0	0	0	0	1	0	0	.231
Feb 25	vs Xavier-2	*of	4	0	2	1	0	0	0	0	0	0	0	0	0	0	1	1	1	0	.294
Feb 26	vs Xavier	*of	2	1	1	0	0	0	0	0	0	0	0	0	0	0	1	0	0	0	.316
Mar 04	at Pacific	*of	4	2	3	1	1	0	0	1	1	0	0	0	0	0	0	3	0	0	.391
Mar 05	at Pacific	*of	4	3	2	0	0	0	0	1	1	0	0	0	0	0	0	4	0	0	.407
Mar 06	at Pacific	*of	4	0	1	0	0	0	0	0	0	0	0	0	0	0	0	3	0	0	.387
Mar 08	at UC Davis	*of	3	0	0	1	0	0	0	0	0	0	0	0	0	0	0	1	0	0	.353
Mar 09	at Sacramento State	*of	4	0	1	1	1	0	0	0	0	0	0	0	0	0	0	2	0	0	.342
Mar 10	at Sacramento State	*of	2	0	1	0	0	0	0	0	0	0	0	0	0	0	0	5	0	1	.350
Mar 11	at Sacramento State	*of	4	1	2	0	0	0	0	2	0	0	0	0	0	0	0	3	0	0	.364
Mar 21	BUCKNELL	*of	2	0	1	0	0	0	0	0	0	0	0	0	0	0	0	1	0	0	.348
Apr 18	PITTSBURGH	ph/of	2	0	1	1	0	0	0	0	0	0	0	0	0	0	0	1	0	0	.354
Apr 21	NORTHWESTERN	*of	4	1	1	0	0	0	0	1	1	0	0	0	0	0	1	4	0	0	.346
Apr 22	NORTHWESTERN	*of	5	1	3	0	0	0	0	0	0	0	0	0	0	0	0	5	0	0	.368
Apr 23	NORTHWESTERN	*of	2	0	0	0	0	0	0	2	0	0	1	0	0	0	0	2	0	0	.356
Apr 26	LAFAYETTE	*of	4	2	2	2	0	0	1	1	0	0	0	0	0	0	0	4	0	0	.365
Totals		19gs	63	13	23	10	3	0	1	9	5	0	1	1	0	0	8	50	1	2	.365

## Hitters



**9**

**Austin RIGGINS**

Greer, S.C.  
Riverside  
Broadcast Journalism

**So. • OF • R/R**

CAREER VS. IOWA												
G-GS	AVG	AB	R	H	2B	3B	HR	RBI	BB	K	SB-A	
1-0	.000	0	0	0	0	0	0	0	0	0	0-0	

### SEASON NOTES

**UCDavis(3/8):** Doubled off the bench at UCDavis. **Binghamton(4/10):** Made first start on the season and went 0-for-2 with an RBI and walk. **Bucknell(4/12):** Reached base three times singling, driving in a run and walking two.

### SEASON BESTS

AB: 4.. (Pitt, 4/18)  
R: .. 1.. (3x; last Bucknell, 4/12)  
H: .. 1.. (3x; Pitt, 4/18)  
RBI: 1.. (2x; last Bucknell, 4/12)  
2B: 1.. (at UC Davis, 3/08)  
3B: N/A  
HR: N/A  
SB: N/A

### CAREER BESTS

AB: .... 4... (4x; last Pitt, 4/18/17)  
R: ..... 2... (vs. Army, 2/20/16)  
H: ..... 2... (3x; last Rhode Island, 3/23/16)  
RBI: ... 2... (vs. New York Tech, 3/11/16)  
2B: .... 1... (at UC Davis, 3/8/17)  
3B: .... 1... (vs. Army, 2/20/16)  
HR: ..... 1... (vs. New York Tech, 3/11/16)  
SB: ..... 1.. (vs. Army, 2/20/16)

### 2017 SEASON

Date	Opponent	Pos	AB	R	H	2B	3B	HR	BB	SB	CS	HBP	SAC	SF	GDP	K	PO	A	E	Avg
Feb 18	at TCU	of	1	0	0	0	0	0	0	0	0	0	0	0	0	0	0	0	0	.000
Mar 05	at Pacific	ph/of	0	0	0	0	0	0	0	0	0	1	0	0	0	0	0	0	0	.000
Mar 08	at UC Davis	of	1	1	0	0	0	0	0	0	0	0	0	0	0	0	0	0	0	.500
Mar 10	at Sacramento State	ph/of	1	1	0	0	0	0	0	0	0	0	0	0	0	0	1	0	0	.333
Mar 11	at Sacramento State	of	1	0	0	0	0	0	0	0	0	0	0	0	0	0	1	4	0	.250
Mar 19	at Delaware	ph/of	0	0	0	0	0	0	1	0	0	0	0	0	0	0	1	0	0	.250
Mar 21	BUCKNELL	pr	1	0	0	0	0	0	0	0	0	0	0	0	0	0	0	0	0	.167
Mar 25	COLUMBIA-1	of	0	0	0	0	0	0	0	0	0	0	0	0	0	0	0	0	0	.200
Mar 25	COLUMBIA-2	dh	1	0	0	0	0	0	0	0	0	0	0	0	0	0	1	0	0	.167
Mar 26	COLUMBIA	pr	0	1	0	0	0	0	0	0	0	0	0	0	0	0	0	0	0	.167
Apr 04	at Pittsburgh	pr	0	0	0	0	0	0	0	0	0	0	0	0	0	0	0	0	0	.167
Apr 09	OHIO STATE-2	ph/of	2	0	0	0	0	0	0	0	0	0	0	0	0	0	1	0	0	.125
Apr 10	BINGHAMTON	*of	2	0	0	1	0	0	1	0	0	0	0	0	0	0	6	0	0	.100
Apr 12	BUCKNELL	*of	2	1	1	1	0	0	2	0	0	0	0	0	0	0	1	0	0	.167
Apr 15	at Maryland	ph	1	0	0	0	0	0	0	0	0	0	0	0	0	0	0	0	0	.154
Apr 16	at Maryland	ph/of	1	0	0	0	0	0	0	0	0	0	0	0	0	0	1	0	0	.143
Apr 18	PITTSBURGH	*of/of	4	0	1	0	0	0	0	0	0	0	0	0	0	0	3	0	0	.167
Totals		3gs	18	3	3	2	1	0	5	0	0	1	0	0	0	8	12	0	1	.167

### CAREER

Year	avg	gp-gs	ab	r	h	2b	3b	hr	rbi	bb	sl%	bb	hbp	so	gdp	ob%	sf	sh	sb-at	po	a	e	fld%
2016	.159	25-11	44	6	7	0	1	1	4	12	.273	5	1	21	0	.260	0	0	1-1	36	1	0	1.000
2017	.167	17-3	18	3	3	1	0	0	2	4	.222	5	1	8	0	.375	0	0	0-0	12	0	1	.923
TOTAL	.161	42-14	62	9	10	1	1	1	6	16	.258	10	2	29	0	.297	0	0	1-1	48	1	1	.980



**12**

**Nick RIOTTO**

Washington, Pa.  
Trinity  
Economics

**Sr. • OF • L/L**

CAREER VS. IOWA												
G-GS	AVG	AB	R	H	2B	3B	HR	RBI	BB	K	SB-A	
3-3	0.077	13	1	1	0	0	0	0	1	0	0-0	

### SEASON NOTES

**TCU (2/17):** Was hit by a pitch and scored a run in three at-bats. **Pacific (3/4-6):** Had an RBI double in game two of the series and came around to score. **UC Davis (3/9-11):** Hit his first home run of the season in game one of the series. **Sacramento State (3/9-11):** Hit 3-for-10 in the series including his first home run of the season in the series opener. **Columbia (3/24-26):** Collected three hits in the series while scoring four runs, driving in two, and stealing two bases. **Michigan (3/31-4/2):** Went 1-for-4 in the series opener while driving in two runs and scoring one in the game. **Pittsburgh (4/4):** Led the Lions offensively going 3-for-4 at the plate. **Northwestern (4/21-23):** Had a career day in game one going 4-for-4 with a home run, three RBIs, two runs and two stolen bases.

### SEASON BESTS

AB: .. 5.. (3x; last at Maryland, 4/16)  
R: .... 2.. (2x; last Northwestern, 4/21)  
H: .... 4.. (Northwestern, 4/21)  
RBI: 3.. (2x; last Lafayette, 4/26)  
2B: .. 1.. (4x; last Lafayette, 4/26)  
3B: N/A  
HR: .. 1.. (2x, last Northwestern, 4/21)  
SB: .. 2.. (Northwestern, 4/21)

### CAREER BESTS

AB: ..... 5... (18x; last at Maryland 4/16/17)  
R: ..... 3... (3x; last at Bucknell, 4/15/15)  
H: ..... 4... (Northwestern, 4/21/17)  
RBI: ..... 4... (at Lafayette, 4/6/16)  
2B: ..... 1... (12x; last Lafayette 4/26/17)  
3B: ..... 1... (2x; last Rhode Island, 3/23/16)  
HR: ..... 1... (5x; Northwestern, 4/21/17)  
SB: ..... 2.. (Northwestern, 4/21/17)

### 2017 SEASON

Date	Opponent	Pos	AB	R	H	2B	3B	HR	BB	SB	CS	HBP	SAC	SF	GDP	K	PO	A	E	Avg
Feb 17	at TCU	*of	3	0	0	0	0	0	0	0	0	0	0	0	0	1	1	0	1	.000
Feb 24	vs Xavier	*of	1	0	0	0	0	0	0	0	0	1	0	0	0	0	0	0	0	.000
Mar 04	at Pacific	ph/dh	1	0	0	0	0	0	0	0	0	0	0	0	0	0	0	0	0	.000
Mar 05	at Pacific	*dh	3	1	1	1	0	0	1	0	0	0	0	0	0	0	1	0	0	.125
Mar 06	at Pacific	*dh	4	0	0	0	0	0	0	0	0	0	0	0	0	0	0	0	0	.083
Mar 08	at UC Davis	ph/of	1	0	0	0	0	0	0	0	0	0	0	0	0	0	0	2	0	.077
Mar 09	at Sacramento State	*of	3	1	1	1	0	0	1	0	0	0	0	0	0	0	0	4	0	.125
Mar 10	at Sacramento State	*of/of	3	0	0	0	0	0	1	0	0	0	0	0	0	0	1	1	0	.105
Mar 11	at Sacramento State	*dh	4	0	2	0	0	0	0	0	0	0	0	0	0	0	1	0	0	.174
Mar 18	at Delaware-1	*of	4	0	1	1	0	0	0	0	0	0	0	0	0	0	3	3	0	.185
Mar 18	at Delaware-2	*of	3	0	0	0	0	0	1	0	0	0	0	0	0	0	0	1	0	.167
Mar 19	at Delaware	*of	3	0	0	0	0	0	0	0	0	0	0	0	0	0	1	4	1	.152
Mar 21	BUCKNELL	*dh	3	1	1	0	0	0	1	0	0	0	0	0	0	0	0	2	0	.159
Mar 24	COLUMBIA	*of	3	1	1	2	0	0	2	0	0	0	0	0	0	0	1	1	0	.154
Mar 25	COLUMBIA-1	*of	3	0	2	1	0	0	0	1	0	0	0	0	0	0	1	0	0	.190
Mar 25	COLUMBIA-2	*of	4	2	0	1	0	0	0	0	0	1	0	0	0	0	0	0	0	.174
Mar 26	COLUMBIA	*of	5	1	0	0	0	0	1	1	0	0	0	0	0	0	0	2	0	.157
Mar 29	CORNELL	*of	3	0	0	0	0	0	2	0	0	0	0	0	0	0	0	2	0	.148
Mar 31	at Michigan	*of	4	1	1	2	0	0	0	0	0	0	0	0	0	0	0	1	1	.155
Apr 01	at Michigan	*of	4	0	0	0	0	0	0	0	0	0	0	0	0	0	2	3	0	.145
Apr 02	at Michigan	*of	4	0	0	0	0	0	0	0	0	0	0	0	0	0	0	1	0	.136
Apr 04	at Pittsburgh	*of	4	0	3	0	0	0	0	0	0	1	0	0	0	0	1	3	0	.171
Apr 08	OHIO STATE	*of	4	0	0	0	0	0	0	0	0	1	0	0	0	0	2	3	0	.162
Apr 09	OHIO STATE-1	*of	5	1	2	0	1	0	0	0	0	0	0	0	0	0	0	4	0	.177
Apr 10	OHIO STATE-2	*of	3	0	0	0	0	0	0	0	0	0	0	0	0	0	0	4	0	.171
Apr 10	BINGHAMTON	*of	4	0	0	0	0	0	0	0	0	0	0	0	0	0	0	2	1	.163
Apr 12	BUCKNELL	*dh	4	1	1	0	0	0	0	1	0	0	0	0	0	0	0	0	0	.167
Apr 14	at Maryland	*of	4	0	0	0	0	0	0	0	0	0	0	0	0	0	1	2	0	.160
Apr 15	at Maryland	*of	4	1	1	0	0	0	0	0	0	0	0	0	0	0	0	1	0	.163
Apr 16	at Maryland	*of/of	5	0	2	0	0	0	0	0	0	0	0	0	0	0	0	2	0	.175
Apr 18	PITTSBURGH	*of	3	0	0	0	0	0	0	0	0	0	0	0	0	0	1	1	0	.170
Apr 21	NORTHWESTERN	*of	4	2	4	3	0	0	1	2	0	0	0	0	0	0	0	0	0	.200
Apr 22	NORTHWESTERN	*of	4	1	0	0	0	0	0	0	0	0	0	0	0	0	0	1	0	.193
Apr 23	NORTHWESTERN	*of	2	0	0	0	0	0	2	0	0	0	0	0	0	0	1	3	0	.190
Apr 26	LAFAYETTE	*of	3	0	2	3	1	0	1	1	0	0	0	0	0	0	0	3	0	.202
Totals		33gs	119	15	24	15	4	0	2	14	8	2	4	2	2	25	61	3	2	.202

### CAREER

Year	avg	gp-gs	ab	r	h	2b	3b	hr	rbi	bb	sl%	bb	hbp	so	gdp	ob%	sf	sh	sb-at	po	a	e	fld%
2016	.159	25-11	44	6	7	0	1	1	4	12	.273	5	1	21	0	.260	0	0	1-1	36	1	0	1.000
2017	.167	17-3	18	3	3	1	0	0	2	4	.222	5	1	8	0	.375	0	0	0-0	12	0	1	.923
TOTAL	.161	42-14	62	9	10	1	1	1	6	16	.258	10	2	29	0	.297	0	0	1-1	48	1	1	.980

## Hitters



**11**  
**Ryan SLONIGER**  
Punxsutawney, Pa.  
Punxsutawney Area  
Broadcast Journalism  
So. • C • L/R

CAREER VS. IOWA												
G-GS	AVG	AB	R	H	2B	3B	HR	RBI	BB	K	SB-A	
2-2	.167	6	0	1	0	0	0	0	0	2	0-0	

### SEASON NOTES

**TCU (2/17-19):** Collected two hits including a double in the finale. **Xavier (2/24-26):** Reached base in three out of four games...walked twice in the series opener. Singled in pinch-hit appearance in game three. **Columbia (3/24-26):** Went 5-for-13 in the series with a triple in the third game. Scored four runs and drove in another for the series. **Cornell (3/29):** Went 1-for-4 and scored two runs in the game. **Michigan (3/31-4/2):** Had two hits in the series and reached base in all three games by way of hit, walk or hit by pitch. **Pittsburgh (4/4):** Went 1-for-3 at the plate plus a walk in a start at first base. **Maryland (4/14-16):** Collected one hit in each of game of the series including a solo home run in game one. **Pittsburgh (4/18):** Had a season-high and career-high tying three hits. **Northwestern (4/21-22):** Went 3-for-7 in the series with a double, an RBI, and a run.

SEASON BESTS												
AB: 4 (15x; last Northwestern 4/22)												
R: .... 2.. (3x; last Cornell, 3/29)												
H: .... 3.. (Pitt, 4/18)												
RBI: .. 2.. (Ohio State, 4/8)												
2B: .. 1.. (4x; last Northwestern, 4/22)												
3B: .. 1.. (2x; last vs. Ohio State, 4/8)												
HR: .. 1.. (at Maryland, 4/14)												
SB: .. 1.. (at Delaware 3/18)												

CAREER BESTS												
AB: .... 5.. (at Nebraska, 5/13/16)												
R: ..... 3.. (at Lafayette, 4/6/16)												
H: ..... 3.. (2x; last Pitt, 4/18/17)												
RBI: .... 4.. (3x; last Bucknell, 4/19/16)												
2B: .... 1.. (10x; last Northwestern, 4/22/17)												
3B: .... 1.. (2x last Ohio State, 4/8/17)												
HR: .... 1.. (2x; last at Maryland, 4/14/17)												
SB: .... 1.. (4x; last at Delaware, 3/18/17)												

### 2017 SEASON

Date	Opponent	Pos	AB	R	H	2B	3B	HR	RBI	BB	SB	CS	HBP	SAC	SF	GDP	K	PO	A	E	Avg	
Feb 17	at TCU	*c	4	1	1	0	0	0	0	0	0	0	0	0	0	0	3	10	0	0	.250	
Feb 19	at TCU	*c	4	0	1	0	0	0	0	0	0	0	0	0	0	0	1	5	1	0	.250	
Feb 24	vs Xavier	*c	3	0	0	0	0	0	0	0	0	0	0	0	0	0	0	11	2	0	.182	
Feb 25	vs Xavier-1	*c	3	0	1	0	0	0	0	0	0	0	0	0	0	0	2	8	1	0	.214	
Feb 25	vs Xavier-2	ph/c	1	0	1	0	0	0	0	0	0	0	0	0	0	0	1	0	0	0	.267	
Feb 26	vs Xavier	*c	4	0	0	0	0	0	0	0	0	0	0	0	0	0	3	11	1	0	.211	
Mar 04	at Pacific	*c	4	1	0	0	0	0	0	0	0	0	0	0	0	0	3	10	1	0	.174	
Mar 05	at Pacific	*c	3	0	0	0	0	0	0	0	0	0	0	0	0	0	1	4	0	0	.154	
Mar 08	at UC Davis	*c	3	0	0	0	0	0	0	0	0	0	0	0	0	0	1	2	3	0	.138	
Mar 09	at Sacramento State	*c	2	0	0	0	0	0	0	0	0	0	0	0	0	0	0	9	0	0	.129	
Mar 18	at Delaware-1	*1b	3	0	0	0	0	0	0	0	0	0	0	0	0	0	3	2	0	0	.116	
Mar 18	at Delaware-2	*c	2	0	0	0	0	0	0	0	0	0	0	0	0	0	1	10	2	0	.111	
Mar 19	at Delaware	*c/1b	4	0	0	0	0	0	0	0	0	0	0	0	0	0	1	6	0	1	.100	
Mar 21	BUCKNELL	*c	2	0	0	0	0	0	0	0	0	0	0	0	0	0	0	13	1	0	.095	
Mar 24	COLUMBIA	*c	3	2	2	1	0	0	0	0	0	0	0	0	0	0	1	0	13	1	.133	
Mar 25	COLUMBIA-1	*dh	2	0	0	0	0	0	0	0	0	0	0	0	0	0	0	0	0	0	.128	
Mar 25	COLUMBIA-2	*c	4	2	2	0	0	1	0	0	0	0	0	0	0	0	0	10	0	0	.157	
Mar 26	COLUMBIA	*c	4	0	1	0	0	0	0	0	0	0	0	0	0	0	1	10	1	0	.164	
Mar 29	CORNELL	*dh	4	2	1	0	0	0	0	0	0	0	0	0	0	0	1	0	0	0	.169	
Mar 31	at Michigan	*c	3	0	1	0	0	0	0	0	0	0	0	0	0	0	2	7	2	0	.177	
Apr 01	at Michigan	*c	2	0	1	0	0	0	0	0	0	0	0	0	0	0	0	6	1	0	.188	
Apr 02	at Michigan	*c	1	0	0	0	0	0	0	0	0	0	0	0	0	0	1	0	3	0	.185	
Apr 04	at Pittsburgh	*1b	3	0	1	0	0	0	0	0	0	0	0	0	0	0	0	10	0	1	.191	
Apr 08	OHIO STATE	te/1b	2	0	1	2	0	1	0	0	0	1	0	0	0	0	0	1	10	0	.200	
Apr 09	OHIO STATE-1	*1b	3	0	2	0	1	0	0	0	0	0	0	0	0	0	1	5	2	0	.219	
Apr 09	OHIO STATE-2	*1b	4	0	0	0	0	0	0	0	0	0	0	0	0	0	2	6	0	0	.208	
Apr 10	BINGHAMTON	*1b	4	1	1	0	0	0	0	0	0	0	0	0	0	0	0	9	1	0	.210	
Apr 12	BUCKNELL	*c	4	0	0	0	0	0	0	0	0	0	0	0	0	0	0	6	0	0	.200	
Apr 14	at Maryland	*c	3	1	1	1	0	0	1	0	0	0	0	0	0	0	1	6	1	0	.205	
Apr 15	at Maryland	*c	4	0	1	0	0	0	0	0	0	0	0	0	0	0	0	7	1	0	.207	
Apr 16	at Maryland	*c	4	1	1	0	0	0	0	0	0	0	0	0	0	0	0	8	0	0	.208	
Apr 18	PITTSBURGH	*1b	4	0	3	0	0	0	0	0	0	0	0	0	0	0	0	11	0	0	.230	
Apr 21	NORTHWESTERN	*c	3	1	1	0	0	0	0	0	0	0	0	0	0	0	0	9	0	0	.233	
Apr 22	NORTHWESTERN	*c	4	0	2	1	1	0	0	0	0	0	0	0	0	0	0	2	6	1	.243	
Totals		32gs	107	11	26	5	4	2	1	13	1	0	3	2	0	0	4	32	244	22	2	.243

### CAREER

Year	avg	gp	gs	ab	r	h	2b	3b	hr	rbi	bb	slg%	bb	hbp	so	ops	sf	sh	sb	att	po	a	e	field%
2016	.224	32	32	98	9	22	6	0	1	17	31	.316	7	0	26	1	274	1	2	3-4	164	19	6	.968
2017	.243	34	32	107	11	26	4	2	1	5	37	.346	13	3	32	4	341	0	2	1-1	244	22	2	.993
TOTAL	.234	66	64	205	20	48	10	2	2	22	68	.332	20	3	58	5	310	1	4	4-5	408	41	8	.982



**5**  
**Joe WEISENSEEL**  
Strongsville, Ohio  
St. Edward  
Business Management  
Fr. • IF • R/R

CAREER VS. IOWA												
G-GS	AVG	AB	R	H	2B	3B	HR	RBI	BB	K	SB-A	
Has not appeared.												

### SEASON NOTES

**TCU (2/17-19):** Started each game of the series at shortstop... Collected his first career hit in game two of the series. **Xavier (2/24-26):** Recorded his first career RBI in game two of the series while reaching base in three out of the four games. **Pacific (3/4-6):** Scored a run in each game of the series while driving in an RBI in game two. **UC Davis (3/8):** Went 1-for-4 with a run scored. **Sacramento State (3/9-11):** Recorded an RBI in game two of the series. **Columbia (3/24-26):** Went 6-for-13 in the series including a 3-for-3 game in the series' opener. Collected two RBIs and scored four times. **Ohio State (4/8):** Went 2-for-3 with an RBI in victory.

### 2017 SEASON

Date	Opponent	Pos	AB	R	H	2B	3B	HR	RBI	BB	SB	CS	HBP	SAC	SF	GDP	K	PO	A	E	Avg
Feb 17	at TCU	*ss	3	0	0	0	0	0	0	0	0	0	0	0	0	0	0	1	2	0	.000
Feb 18	at TCU	*ss	4	0	1	0	0	0	0	0	0	0	0	0	0	0	0	1	2	0	.143
Feb 19	at TCU	*ss	4	0	0	0	0	0	0	0	0	0	0	0	0	0	2	3	1	0	.091
Feb 24	vs Xavier	*ss	4	0	0	0	0	0	0	0	0	0	0	0	0	0	0	2	1	0	.067
Feb 25	vs Xavier	*ss	3	0	0	1	0	0	0	0	0	0	0	0	0	1	0	1	2	2	.056
Feb 25	vs Xavier-2	*ss	4	0	1	0	0	0	0	0	0	0	0	0	0	0	0	1	2	4	.091
Feb 26	vs Xavier	*ss	2	1	0	0	0	0	0	0	0	0	0	0	0	0	0	1	4	2	.363
Mar 04	at Pacific	*ss	3	1	0	0	0	0	0	0	2	0	0	0	0	0	0	0	1	0	.074
Mar 05	at Pacific	*ss	3	1	0	1	0	0	0	0	0	0	0	0	0	0	0	1	3	0	.067
Mar 06	at Pacific	*ss	4	1	0	0	0	0	0	0	0	0	0	0	0	0	0	2	4	3	.059
Mar 08	at UC Davis	*ss	4	1	1	0	0	0	0	0	0	0	0	0	0	0	0	0	1	1	.079
Mar 09	at Sacramento State	*ss	3	0	0	0	0	0	0	0	0	0	0	0	0	0	0	1	1	2	.073
Mar 10	at Sacramento State	*ss	2	0	0	1	0	0	0	0	0	0	0	0	0	0	0	2	2	0	.070
Mar 11	at Sacramento State	*ss	4	0	0	0	0	0	0	0	0	0	0	0	0	0	0	2	4	0	.064
Mar 18	at Delaware-1	*ss	3	1	1	0	0	0	0	0	0	0	0	0	0	0	0	1	0	0	.080
Mar 18	at Delaware-2	*ss	3	0	0	0	0	0	0	0	0	0	0	0	0	0	0	1	0	2	.075
Mar 21	BUCKNELL	*ss	1	0	0	0	0	0	0	0	0	0	0	0	0	0	0	0	1	0	.074
Mar 24	COLUMBIA	*ss	3	2	0	0	0	0	0	0	0	0	0	0	0	0	0	2	1	1	.123
Mar 25	COLUMBIA-1	*ss	3	0	0	0	0	0	0	0	1	0	0	0	0	0	0	2	3	1	.117
Mar 25	COLUMBIA-2	*ss	4	2	1	1	0	0	0	0	0	0	0	0	0	0	0	1	1	2	.125
Mar 26	COLUMBIA	*ss	3	0	2	1	0	0	0	1	2	0	0	0	0	0	0	1	3	0	.149
Apr 04	at OHIO STATE	*ss	0	0	0	0	0	0	0	0	0	0	0	0	0	0	0	0	0	0	.000
Apr 08	at OHIO STATE	*ss	0	0	0	0	0	0	0	0	0	0	0	0	0	0	0	0	0	0	.000
Total			276	70	10	12	1	0	0	9	3	0	0	0	2	0	17	35	40	1	.171



## Defensive Lineups

Date	Opponent	Pitcher	Catcher	First	Second	Third	Short	Left	Center	Right	DH
2/17	at #1 TCU	Biasi	Sloniger	Burger	Hughes	Klemann	Weisenseel	Riotto	Nadeau	Bowersox	Leavitt
2/18	at #1 TCU	Lehman	Burger	Helsel	Hughes	Goodnight	Weisenseel	Leavitt	Nadeau	Bowersox	Klemann
2/19	at #1 TCU	Hagenman	Sloniger	Burger	Hughes	Helsel	Weisenseel	Giavedoni	Nadeau	Bowersox	Klemann
2/24	vs. Xavier	Biasi	Sloniger	Burger	Hughes	Helsel	Weisenseel	Bowersox	Nadeau	Riotto	Klemann
2/25	vs. Xavier	Lehman	Sloniger	Burger	Hughes	Helsel	Weisenseel	Giavedoni	Nadeau	Bowersox	Klemann
2/25	vs. Xavier	Hagenman	Burger	Helsel	Hughes	Goodnight	Weisenseel	Giavedoni	Nadeau	Bowersox	Klemann
2/26	vs. Xavier	Gayman	Sloniger	Burger	Hughes	Helsel	Weisenseel	Giavedoni	Nadeau	Bowersox	Klemann
3/4	at Pacific	Biasi	Sloniger	Burger	Hughes	Helsel	Weisenseel	Giavedoni	Nadeau	Bowersox	Leavitt
3/5	at Pacific	Hagenman	Burger	Helsel	Hughes	Goodnight	Weisenseel	Giavedoni	Nadeau	Bowersox	Riotto
3/6	at Pacific	Gayman	Davis	Helsel	Hughes	Goodnight	Weisenseel	Giavedoni	Nadeau	Bowersox	Riotto
3/8	at UC Davis	Lehman	Sloniger	Helsel	Hughes	Goodnight	Weisenseel	Giavedoni	Nadeau	Bowersox	Klemann
3/9	at Sac State	Biasi	Sloniger	Burger	Hughes	Helsel	Weisenseel	Riotto	Nadeau	Bowersox	Giavedoni
3/10	at Sac State	Hagenman	Burger	Helsel	Hughes	Goodnight	Weisenseel	Riotto	Nadeau	Bowersox	Giavedoni
3/11	at Sac State	Bartels	Davis	Burger	Hughes	Helsel	Weisenseel	Giavedoni	Nadeau	Bowersox	Riotto
3/18	at Delaware	Biasi	Burger	Sloniger	Hughes	Helsel	Weisenseel	Giavedoni	Bowersox	Riotto	Goodnight
3/18	at Delaware	Hagenman	Sloniger	Burger	Hughes	Helsel	Weisenseel	Giavedoni	Bowersox	Riotto	Leavitt
3/19	at Delaware	Bartels	Sloniger	Burger	Hughes	Helsel	Goodnight	Giavedoni	Bowersox	Riotto	Davis
3/21	Bucknell	Mock	Sloniger	Burger	Hughes	Helsel	Goodnight	Leavitt	Nadeau	Bowersox	Riotto
3/24	Columbia	Biasi	Sloniger	Burger	Hughes	Helsel	Weisenseel	Riotto	Bowersox	Giavedoni	Leavitt
3/25	Columbia	Hagenman	Burger	Helsel	Hughes	Goodnight	Weisenseel	Riotto	Bowersox	Giavedoni	Sloniger
3/25	Columbia	Bartels	Sloniger	Burger	Hughes	Helsel	Weisenseel	Riotto	Bowersox	Giavedoni	Leavitt
3/26	Columbia	Mock	Sloniger	Burger	Hughes	Helsel	Weisenseel	Riotto	Bowersox	Giavedoni	Leavitt
3/29	Cornell	Bates	Malinsky	Burger	Hughes	Helsel	Goodnight	Riotto	Bowersox	Giavedoni	Sloniger
3/31	at #22 Michigan	Biasi	Sloniger	Burger	Hughes	Helsel	Goodnight	Riotto	Bowersox	Giavedoni	Malinsky
4/1	at #22 Michigan	Hagenman	Sloniger	Burger	Hughes	Helsel	Goodnight	Riotto	Bowersox	Giavedoni	Leavitt
4/2	at #22 Michigan	Mock	Sloniger	Burger	Hughes	Helsel	Goodnight	Riotto	Bowersox	Giavedoni	Davis
4/4	at Pittsburgh	Bates	Malinsky	Sloniger	Hughes	Helsel	Weisenseel	Riotto	Bowersox	Giavedoni	Davis
4/8	Ohio State	Biasi	Sloniger	Helsel	Hughes	Goodnight	Weisenseel	Riotto	Bowersox	Giavedoni	Leavitt
4/9	Ohio State	Hagenman	Malinsky	Sloniger	Hughes	Helsel	Goodnight	Riotto	Bowersox	Giavedoni	Leavitt
4/9	Ohio State	Mock	Davis	Sloniger	Hughes	Helsel	Goodnight	Riotto	Bowersox	Giavedoni	Malinsky
4/10	Binghamton	Bates	Malinsky	Sloniger	Helsel	Hughes	Goodnight	Riotto	Riggins	Bowersox	Davis
4/12	Bucknell	Pilewicz	Sloniger	Davis	Helsel	Hughes	Goodnight	Leavitt	Riggins	Bowersox	Riotto
4/14	Maryland	Biasi	Sloniger	Davis	Helsel	Goodnight	Hughes	Riotto	Bowersox	Giavedoni	Leavitt
4/15	Maryland	Hagenman	Sloniger	Davis	Helsel	Goodnight	Hughes	Leavitt	Riotto	Giavedoni	Malinsky
4/16	Maryland	Gayman	Sloniger	Davis	Helsel	Goodnight	Hughes	Leavitt	Riotto	Giavedoni	Malinsky
4/18	Pittsburgh	Bates	Davis	Sloniger	Helsel	Goodnight	Hughes	Riotto	Riggins	Giavedoni	Leavitt
4/21	Northwestern	Biasi	Sloniger	Burger	Helsel	Goodnight	Hughes	Riotto	Nadeau	Giavedoni	Davis
4/22	Northwestern	Hagenman	Sloniger	Burger	Helsel	Goodnight	Hughes	Riotto	Nadeau	Giavedoni	Davis
4/23	Northwestern	Mock	Davis	Burger	Helsel	Goodnight	Hughes	Riotto	Nadeau	Giavedoni	Leavitt
4/26	Lafayette	Bates	Burger	Davis	Helsel	Goodnight	Hughes	Riotto	Nadeau	Giavedoni	Malinsky

## Results

Date	Opponent	Score	Inns	Overall	Big Ten	Pitcher of record	Attend	Time
Feb 17, 2017	at #1 TCU	L 3-6	9	0-1-0	0-0-0	Biasi (L 0-1)	5812	2:46
Feb 18, 2017	at #1 TCU	L 1-12	9	0-2-0	0-0-0	Lehman (L 0-1)	5507	2:52
Feb 19, 2017	at #1 TCU	L 3-9	9	0-3-0	0-0-0	Hagenman (L 0-1)	4455	2:54
Feb 24, 2017	vs Xavier	w 7-5	9	1-3-0	0-0-0	Biasi (W 1-1)	176	3:10
Feb 25, 2017	vs Xavier-1	L 4-10	9	1-4-0	0-0-0	Lehman (L 0-2)	152	3:19
Feb 25, 2017	vs Xavier-2	L 5-7	9	1-5-0	0-0-0	Mock (L 0-1)	-	3:34
Feb 26, 2017	vs Xavier	w 6-1	9	2-5-0	0-0-0	Distasio (W 1-0)	147	2:44
Mar 04, 2017	at Pacific	w 11-4	9	3-5-0	0-0-0	Forsyth (W 1-0)	342	3:02
Mar 05, 2017	at Pacific	w 11-2	9	4-5-0	0-0-0	Hagenman (W 1-1)	312	2:20
Mar 06, 2017	at Pacific	L 1-6	9	4-6-0	0-0-0	Gayman (L 0-1)	178	2:55
Mar 08, 2017	at UC Davis	L 2-10	9	4-7-0	0-0-0	Lehman (L 0-3)	316	2:54
Mar 09, 2017	at Sacramento State	w 4-2	9	5-7-0	0-0-0	Biasi (W 2-1)	468	2:40
Mar 10, 2017	at Sacramento State	L 3-11	9	5-8-0	0-0-0	Hagenman (L 1-2)	829	2:34
Mar 11, 2017	at Sacramento State	w 6-1	9	6-8-0	0-0-0	Forsyth (W 2-0)	685	2:44
Mar 18, 2017	at Delaware-1	L 1-6	9	6-9-0	0-0-0	Biasi (L 2-2)	250	2:28
Mar 18, 2017	at Delaware-2	L 0-5	9	6-10-0	0-0-0	Hagenman (L 1-3)	250	2:22
Mar 19, 2017	at Delaware	L 0-8	9	6-11-0	0-0-0	Bartels (L 0-1)	215	2:40
Mar 21, 2017	BUCKNELL	w 4-3	(10)	7-11-0	0-0-0	Distasio (W 2-0)	604	3:08
Mar 24, 2017	COLUMBIA	w 11-7	9	8-11-0	0-0-0	Biasi (W 3-2)	734	3:12
Mar 25, 2017	COLUMBIA-1	L 2-4	9	8-12-0	0-0-0	Hagenman (L 1-4)	-	2:16
Mar 25, 2017	COLUMBIA-2	w 10-6	9	9-12-0	0-0-0	Forsyth (W 3-0)	1110	3:01
Mar 26, 2017	COLUMBIA	L 5-8	9	9-13-0	0-0-0	Distasio (L 2-1)	686	3:25
Mar 29, 2017	CORNELL	w 8-2	9	10-13-0	0-0-0	Bates (W 1-0)	615	3:00
* Mar 31, 2017	at #22 Michigan	L 6-10	9	10-14-0	0-1-0	Biasi (L 3-3)	422	3:16
* Apr 01, 2017	at #22 Michigan	L 2-15	9	10-15-0	0-2-0	Hagenman (L 1-5)	993	2:42
* Apr 02, 2017	at #22 Michigan	L 1-14	9	10-16-0	0-3-0	Mock (L 0-2)	1052	2:46
Apr 04, 2017	at Pittsburgh	L 2-3	9	10-17-0	0-3-0	Bates (L 1-1)	717	2:33
* Apr 08, 2017	OHIO STATE	w 6-2	9	11-17-0	1-3-0	Biasi (W 4-3)	1614	2:48
* Apr 09, 2017	OHIO STATE-1	L 2-5	9	11-18-0	1-4-0	Mock (L 0-3)	-	3:00
* Apr 09, 2017	OHIO STATE-2	L 2-11	9	11-19-0	1-5-0	Pilewicz (L 0-1)	1557	3:02
Apr 10, 2017	BINGHAMTON	L 3-6	9	11-20-0	1-5-0	Bates (L 1-2)	803	2:35
Apr 12, 2017	BUCKNELL	w 5-3	9	12-20-0	1-5-0	Pilewicz (W 1-1)	696	2:57
* Apr 14, 2017	at Maryland	L 1-2	9	12-21-0	1-6-0	Biasi (L 4-4)	731	2:20
* Apr 15, 2017	at Maryland	L 3-8	9	12-22-0	1-7-0	Hagenman (L 1-6)	857	2:41
* Apr 16, 2017	at Maryland	L 2-15	9	12-23-0	1-8-0	Gayman (L 0-2)	477	2:52
Apr 18, 2017	PITTSBURGH	L 1-9	9	12-24-0	1-8-0	Bates (L 1-3)	1363	3:01
* Apr 21, 2017	NORTHWESTERN	L 5-12	9	12-25-0	1-9-0	Forsyth (L 3-1)	1586	3:39
* Apr 22, 2017	NORTHWESTERN	L 4-7	9	12-26-0	1-10-0	Hagenman (L 1-7)	2074	2:30
* Apr 23, 2017	NORTHWESTERN	w 2-1	9	13-26-0	2-10-0	Distasio (W 3-1)	1678	2:43
Apr 26, 2017	LAFAYETTE	w 9-2	9	14-26-0	2-10-0	Bates (W 2-3)	973	2:53

() extra inning game

## Line Scores

### Feb 17, 2017 at Fort Worth, Texas

Penn State. 000 000 300 - 3 3 1 (0-1)  
**#1 TCU..... 020 202 00X - 6 2 1 (0-0)**  
 WP-Janczak, Jared (1-0) Save-Feltman,  
 Durbin(1) LP-Biasi, Sal (0-1) T-2:46 A-5812

### Feb 18, 2017 at Fort Worth, Texas

Penn State. 100 000 000 - 1 5 0 (0-2)  
**#1 TCU..... 032 610 00X - 12 13 1 (2-0)**  
 WP-Howard, Brian (1-0) LP-Lehman, Taylor  
 (0-1) T-2:52 A-5507  
 HR TCU - Barzilli, Elliott (1)

### Feb 19, 2017 at Fort Worth, Texas

Penn State. 200 000 010 - 3 5 2 (0-3)  
**#1 TCU..... 023 030 10X - 9 10 0 (3-0)**  
 WP-Lodolo, Nick (1-0) LP-Hagenman, Justin  
 (0-1) T-2:54 A-4455  
 HR PSU - Burger, Willie 2 (2)  
 HR TCU - Baker, Luken (1), Warner, Cam (1)

### Feb 24, 2017 at Cary, N.C.

Xavier..... 100 021 001 - 5 6 3 (2-3)  
 Penn State. 002 210 02X - 7 10 2 (1-3)  
 WP-Biasi, Sal (1-1) Save-Distasio, Nick(1)  
 LP-LOWTHER,Zac (1-1) T-3:10 A-176  
 HR XU - BANNON,Rylan (1)

### Feb 25, 2017 at Cary, N.C.

Xavier..... 100 042 120 - 10 8 1 (3-3)  
 Penn State. 000 010 120 - 4 10 3 (1-4)  
 WP-SCHILLING,Garrett (1-0) Save-  
 CZABALA,Sam(1) LP-Lehman, Taylor (0-2)  
 T-3:19 A-152  
 HR XU - BANNON,Rylan (2)  
 HR PSU - Hughes, Conlin (1)

### Feb 25, 2017 at Cary, N.C.

Xavier..... 004 012 000 - 7 9 0 (4-3)  
 Penn State. 014 000 000 - 5 15 0 (1-5)  
 WP-KENT,Matt (1-0) Save-GRAMMES, Conor(1)  
 LP-Mock, Eric (0-1) T-3:34 A-0  
 HR PSU - Giavedoni, Braxton (1)

### Feb 26, 2017 at Cary, N.C.

Xavier..... 000 000 010 - 1 6 1 (4-4)  
 Penn State. 000 000 06X - 6 6 1 (2-5)  
 WP-Distasio, Nick (1-0) LP-STADLER, Sully  
 (0-1) T-2:44 A-147

### Mar 04, 2017 at Stockton, Calif.

Penn State. 310 200 014 - 11 10 1 (3-5)  
 Pacific..... 001 201 000 - 4 7 3 (4-4)  
 WP-Forsyth, Dakota (1-0) Save-Distasio,  
 Nick(2) LP-LACKEY,Shelby (1-2) T-3:02 A-342  
 HR PSU - Helsel, Christian (1)

### Mar 05, 2017 at Stockton, Calif.

Penn State. 140 201 120 - 11 12 0 (4-5)  
 Pacific..... 010 100 000 - 2 7 1 (4-5)  
 WP-Hagenman, Justin (1-1) LP-LYDON,Will (2-  
 1) T-2:20 A-312  
 HR PSU - Hughes, Conlin (2)

### Mar 06, 2017 at Stockton, Calif.

Penn State. 000 000 001 - 1 5 3 (4-6)  
 Pacific..... 010 002 03X - 6 8 3 (5-5)  
 WP-REYNOSO,Ricky (2-1) Save-AROBIO,Vince(2)  
 LP-Gayman, Myles (0-1) T-2:55 A-178

### Mar 08, 2017 at Davis, Calif.

Penn State. 000 110 000 - 2 8 0 (4-7)  
 UC Davis... 023 301 10X - 10 11 0 (4-7)  
 WP-Hannah, Blake (1-0) LP-Lehman, Taylor  
 (0-3) T-2:54 A-316  
 HR UCD - Thomas, Jacob (2), Hooper, Ryan (2)

### Mar 09, 2017 at Sacramento, Calif.

Penn State. 000 021 001 - 4 4 0 (5-7)  
 Sac State.. 000 002 000 - 2 4 0 (7-5)  
 WP-Biasi, Sal (2-1) Save-Distasio, Nick(3)  
 LP-Dillon, Justin (2-1) T-2:40 A-468  
 HR PSU - Bowersox, Jordan (1), Riotto, Nick  
 (1)

### Mar 10, 2017 at Sacramento, Calif.

Penn State. 000 001 110 - 3 6 3 (5-8)  
 Sac State.. 231 014 00X - 11 14 0 (8-5)  
 WP-Brahms, Parker (2-1) LP-Hagenman, Justin  
 (1-2) T-2:34 A-829  
 HR PSU - Leavitt, Keith (1)

### Mar 11, 2017 at Sacramento, Calif.

Penn State. 103 010 001 - 6 13 3 (6-8)  
 Sac State.. 000 100 000 - 1 2 3 (8-6)  
 WP-Forsyth, Dakota (2-0) LP-Karnos, Max (0-  
 1) T-2:44 A-685  
 HR PSU - Burger, Willie (3)

### Mar 18, 2017 at Newark, Del.

Penn State. 000 000 001 - 1 4 0 (6-9)  
 Delaware... 010 000 50X - 6 8 0 (9-7)  
 WP-Walter, Brandon (2-3) LP-Biasi, Sal (2-  
 2) T-2:28 A-250

### Mar 18, 2017 at Newark, Del.

Penn State. 000 000 000 - 0 3 2 (6-10)  
 Delaware... 010 010 12X - 5 9 2 (10-7)  
 WP-Spadafino, Nick (2-0) Save-Hornich,  
 Matt(1) LP-Hagenman, Justin (1-3) T-2:2  
 A-250 A-250  
 HR DELAWARE - Trimble, Doug (3)

### Mar 19, 2017 at Newark, Del.

Penn State. 000 000 000 - 0 3 1 (6-11)  
 Delaware... 010 002 41X - 8 12 0 (11-7)  
 WP-Milley, Kevin (2-0) LP-Bartels, Cole (0-  
 1) T-2:40 A-215  
 HR DELAWARE - Glover, Jordan (4)

### Mar. 22, 2017 at University Park, Pa.

Bucknell... 000 020 001 0 - 3 8 1 (8-9)  
 Penn State. 000 100 200 1 - 4 6 3 (7-11)  
 WP-Distasio (2-0) LP-Stephens (2-1) T-3:08  
 A-604

### Mar 24, 2017 at University Park, Pa.

Columbia... 000 033 001 - 7 7 1 (1-12)  
 Penn State. 002 090 00X - 11 12 1 (8-11)  
 WP-Biasi, Sal (3-2) LP-Abrams, Ethan (0-3)  
 T-3:12 A-734  
 HR COL - Kanemaru, Randell (3)

### Mar 25, 2017 at University Park, Pa.

Columbia... 000 030 010 - 4 8 1 (2-12)  
 Penn State. 000 200 000 - 2 6 2 (8-12)  
 WP-Simpson, Josh (1-0) Save-Burns, Ian(1)  
 LP-Hagenman, Justin (1-4) T-2:16 A-0

### Mar 25, 2017 at University Park, Pa.

Columbia... 023 000 001 - 6 12 2 (2-13)  
 Penn State. 014 320 00X - 10 11 0 (9-12)  
 WP-Forsyth, Dakota (3-0) Save-Pilewicz,  
 Jake(1) LP-Wereski, Ben (0-1) T-3:01  
 A-1110

### Mar 26, 2017 at University Park, Pa.

Columbia... 000 030 005 - 8 10 2 (3-13)  
 Penn State. 020 000 021 - 5 7 0 (9-13)  
 WP-Egly, Harrisen (1-3) LP-Distasio, Nick  
 (2-1) T-3:25 A-686

### Mar 29, 2017 at University Park, Pa.

Cornell.... 000 000 200 - 2 5 4 (9-5)  
 Penn State. 100 300 22X - 8 12 0 (10-13)  
 WP-Bates, Schuyler (1-0) LP-Wyatt (0-1)  
 T-3:00 A-615

### Mar 31, 2017 at Ann Arbor, Mich.

Penn State. 000 022 002 - 6 8 1 (10-14)  
**#22Michigan 110 310 40X - 10 11 1 (20-6)**  
 WP-Jaskie, Oliver (4-1) LP-Biasi, Sal (3-3)  
 T-3:16 A-422  
 HR PSU - Bowersox, Jordan (2)

### Apr 01, 2017 at Ann Arbor, Mich.

Penn State. 000 200 000 - 2 7 2 (10-15)  
**#22Michigan 310 010 64X - 15 14 0 (21-6)**  
 WP-Nutof, Ryan (2-1) LP-Hagenman, Justin  
 (1-5) T-2:42 A-993  
 HR PSU - Helsel, Christian (2), Burger,  
 Willie (4)  
 HR MICH - Lugbauer, Drew 2 (8), Pace, Joe  
 (1), Engelmann, Jonatha (1)

### Apr 02, 2017 at Ann Arbor, Mich.

Penn State. 100 000 000 - 1 3 3 (10-16)  
**#22Michigan 501 161 00X - 14 13 0 (22-6)**  
 WP-Hendrickson, Micha (3-0) LP-Mock, Eric  
 (0-2) T-2:46 A-1052

### Apr 04, 2017 at Pittsburgh, Pa.

Penn State. 000 020 000 - 2 7 2 (10-17)  
**Pittsburgh. 001 000 20X - 3 7 0 (14-12)**  
 WP-RJ Freure (4-1) Save-Isaac Mattson(4)  
 LP-Bates, Schuyler (1-1) T-2:33 A-717  
 HR PSU - Bowersox, Jordan (3), Helsel,  
 Christian (3)

### Apr 08, 2017 at University Park, Pa.

Ohio State. 000 100 001 - 2 4 2 (12-17)  
 Penn State. 022 002 00X - 6 10 2 (11-17)  
 WP-Biasi, Sal (4-3) LP-Pavlopoulos, Yiann  
 (2-3) T-2:48 A-1614  
 HR OSU - Canzone, Dominic (1)

### Apr 09, 2017 at University Park, Pa.

Ohio State. 010 000 004 - 5 12 0 (13-17)  
 Penn State. 002 000 000 - 2 7 0 (11-18)  
 WP-Michalik, Kyle (1-1) Save-Kinker,  
 Seth(4) LP-Mock, Eric (0-3) T-3:00 A-0  
 HR OSU - Coolen, Bo (2)

### Apr 09, 2017 at University Park, Pa.

Ohio State. 020 303 021 - 11 9 0 (14-17)  
 Penn State. 110 000 000 - 2 5 4 (11-19)  
 WP-Feltner, Ryan (1-5) LP-Pilewicz, Jake  
 (0-1) T-3:02 A-1557  
 HR PSU - Hughes, Conlin (3)

### Apr 10, 2017 at University Park, Pa.

Binghamton. 002 120 001 - 6 10 0 (13-6)  
 Penn State. 000 000 300 - 3 4 0 (11-20)  
 WP-Miller, Jake (2-0) Save-Stock, Dylan(2)  
 LP-Bates, Schuyler (1-2) T-2:35 A-803  
 HR BING - Agresti, Jason

### Apr 12, 2017 at University Park, Pa.

Bucknell... 000 020 100 - 3 9 1 (13-18)  
 Penn State. 000 041 00X - 5 7 0 (12-20)  
 WP-Pilewicz, Jake (1-1) Save-Lehman,  
 Taylor(1) LP-Gambon, Tommy (1-1) T-2:57  
 A-696

### Apr 14, 2017 at College Park, Md.

Penn State. 000 010 000 - 1 4 1 (12-21)  
**Maryland... 000 000 002 - 2 3 2 (22-11)**  
 WP-Miller,Andrew (2-1) LP-Biasi, Sal (4-4)  
 T-2:20 A-731  
 HR PSU - Sloniger, Ryan  
 HR UMD - Jancarski,Zach, Gum,Brandon

### Apr 15, 2017 at College Park, Md.

Penn State. 000 120 000 - 3 5 2 (12-21)  
**Maryland... 401 012 00X - 8 10 2 (23-11)**  
 WP-Blohm,Tyler (6-3) LP-Hagenman, Justin  
 (1-6) T-2:41 A-857



## Line Scores

### Apr 16, 2017 at College Park, Md.

Penn State. 010 001 000 - 2 10 1 (12-23)  
Maryland... 321 142 02X - 15 19 1 (24-11)  
WP-Bloom,Taylor (4-2) LP-Gayman, Myles (0-2) T-2:52 A-477  
HR PSU - Giavedoni, Braxton 2  
HR UMD - Lee,AJ 2

### Apr 18, 2017 at University Park, Pa.

Pittsburgh. 110 223 000 - 9 8 1 (16-17)  
Penn State. 000 000 001 - 1 10 5 (12-24)  
WP-Chris Gomez (3-1) LP-Bates, Schuyler (1-3) T-3:01 A-1363

### Apr 21, 2017 at University Park, Pa.

N'western.. 000 109 110 - 12 12 2 (15-22)  
Penn State. 020 110 100 - 5 12 2 (12-25)  
WP-Lass, Tyler (1-0) LP-Forsyth, Dakota (3-1) T-3:39 A-1586  
HR PSU - Riotto, Nick (2)

### Apr 22, 2017 at University Park, Pa.

N'western.. 004 010 101 - 7 6 1 (16-22)  
Penn State. 100 000 030 - 4 9 5 (12-26)  
WP-Christie, Hank (3-4) LP-Hagenman, Justin (1-7) T-2:30 A-2074

### Apr 23, 2017 at University Park, Pa.

N'western.. 000 001 000 - 1 3 0 (16-23)  
Penn State. 000 000 101 - 2 7 1 (13-26)  
WP-Distasio, Nick (3-1) LP-Lawrence, Sam (2-2) T-2:43 A-1678  
HR NU - Hoscheit, Joe (5)

### Apr 26, 2017 at University Park, Pa.

Lafayette...020 000 000 - 2 10 3 (3-42)  
Penn State..401 003 01X - 9 12 2 (14-26)  
WP-Bates, Schuyler (2-3) LP-Lannino, B. (0-5) T-2:53 A-973  
HR PSU - Nadeau, Mason (1)

## Team Game Highs

### Batting

At bats: 39 at Sacramento State (Mar 11, 2017)  
Runs scored: 11 at Pacific (Mar 04, 2017)  
11 at Pacific (Mar 05, 2017)  
11 vs Columbia (Mar 24, 2017)  
Hits: 15 vs Xavier (Feb 25, 2017 at Cary, NC)  
RBIs: 10 at Pacific (Mar 04, 2017)  
Doubles: 4 vs Xavier (Feb 25, 2017 at Cary, NC)  
Triples: 1 (8 games)  
Home runs: 2 (5 games)  
Total bases: 22 vs Xavier (Feb 25, 2017 at Cary, NC)  
Walks: 9 vs Pittsburgh (Feb 24, 2017 at Cary, NC)  
Strikeouts: 19 at Delaware (Mar 18, 2017)  
Sac hits: 3 vs Bucknell (Mar 21, 2017)  
Sac flies: 1 (9 games)  
Stolen bases: 5 at Sacramento State (Mar 11, 2017)  
5 vs Columbia (Mar 26, 2017)  
Hit by pitch: 3 vs Bucknell (Mar 21, 2017)  
3 vs Binghamton (Apr 10, 2017)  
3 vs Bucknell (Apr 12, 2017)  
Caught stealing: 2 at Sacramento State (Mar 11, 2017)  
2 vs Columbia (Mar 25, 2017)  
Runners LOB: 13 vs Xavier (Feb 24, 2017 at Cary, NC)  
Hit into DP: 3 vs Xavier (Feb 25, 2017 at Cary, NC)

### Fielding

Putouts: 30 vs Bucknell (Mar 21, 2017)  
Assists: 15 at Pacific (Mar 05, 2017)  
15 at UC Davis (Mar 08, 2017)  
Errors: 5 vs Pittsburgh (Apr 18, 2017)  
5 vs Northwestern (Apr 22, 2017)  
Passed balls: 1 (9 games)  
DPs turned: 3 at Pacific (Mar 05, 2017)  
3 vs Northwestern (Apr 21, 2017)

### Pitching

Innings pitched: 10.0 vs Bucknell (Mar 21, 2017)  
Runs allowed: 15 at Michigan (Apr 01, 2017)  
15 at Maryland (Apr 16, 2017)  
Earned runs: 15 at Michigan (Apr 01, 2017)  
15 at Maryland (Apr 16, 2017)  
Walks allowed: 9 vs Ohio State (Apr 09, 2017)  
Strikeouts: 15 vs Columbia (Mar 24, 2017)  
Hits allowed: 19 at Maryland (Apr 16, 2017)  
Doubles allowed: 5 at Delaware (Mar 19, 2017)  
Triples allowed: 2 vs Columbia (Mar 26, 2017)  
Homers allowed: 4 at Michigan (Apr 01, 2017)  
Wild pitches: 6 vs Northwestern (Apr 21, 2017)  
Hit batters: 4 at Pacific (Mar 04, 2017)  
4 vs Columbia (Mar 26, 2017)

## Individual Game Highs

### Batting

At bats: 5 (35 games)  
Runs scored: 3 Giavedoni, Braxton vs Xavier (Feb 24, 2017 at Cary, NC)  
3 Nadeau, Mason at Pacific (Mar 05, 2017)  
3 Bowersox, Jordan at Pacific (Mar 05, 2017)  
Hits: 4 Bowersox, Jordan at Pacific (Mar 05, 2017)  
4 Riotto, Nick vs Northwestern (Apr 21, 2017)  
RBIs: 4 Helsel, Christian at Pacific (Mar 04, 2017)  
4 Burger, Willie at Sacramento State (Mar 11, 2017)  
Doubles: 4 Malinsky, Alex vs Cornell (Mar 29, 2017)  
Triples: 1 (8 games)  
Home runs: 2 Burger, Willie at TCU (Feb 19, 2017)  
2 Giavedoni, Braxton at Maryland (Apr 16, 2017)  
Total bases: 8 Burger, Willie at TCU (Feb 19, 2017)  
8 Giavedoni, Braxton at Maryland (Apr 16, 2017)  
Walks: 2 (17 games)  
Strikeouts: 3 (21 games)  
Sac hits: 2 Burger, Willie vs Bucknell (Mar 21, 2017)  
Sac flies: 1 (9 games)  
Stolen bases: 2 (4 games)  
Hit by pitch: 2 Bowersox, Jordan vs Bucknell (Apr 12, 2017)  
Caught stealing: 1 (16 games)  
Runners LOB: 5 Weisenfeld, Joe vs Xavier (Feb 24, 2017 at Cary, NC)  
5 Goodnight, Logan vs Lafayette (Apr 26, 2017)

### Fielding

Putouts: 13 Helsel, Christian at Pacific (Mar 05, 2017)  
13 Stoniger, Ryan vs Bucknell (Mar 21, 2017)  
13 Stoniger, Ryan vs Columbia (Mar 24, 2017)  
Assists: 8 Hughes, Conlin at Pacific (Mar 05, 2017)  
Errors: 3 Weisenfeld, Joe at Pacific (Mar 06, 2017)  
Passed balls: 1 (9 games)

### Pitching

Innings pitched: 8.1 Biasi, Sal at Maryland (Apr 14, 2017)  
Runs allowed: 7 Hagenman, Justin at Sacramento State (Mar 10, 2017)  
Earned runs: 6 Hagenman, Justin at Michigan (Apr 01, 2017)  
6 Hagenman, Justin at Maryland (Apr 15, 2017)  
Walks allowed: 5 Lehman, Taylor vs Xavier (Feb 25, 2017 at Cary, NC)  
5 Biasi, Sal vs Columbia (Mar 24, 2017)  
Strikeouts: 11 Biasi, Sal at Delaware (Mar 18, 2017)  
Hits allowed: 11 Hagenman, Justin at Sacramento State (Mar 10, 2017)  
Doubles allowed: 2 (14 games)  
Triples allowed: 1 (16 games)  
Homers allowed: 2 (4 games)  
Wild pitches: 4 Biasi, Sal at Sacramento State (Mar 09, 2017)  
4 Lehman, Taylor vs Northwestern (Apr 21, 2017)  
Hit batters: 3 Biasi, Sal at Pacific (Mar 04, 2017)

## Opponent Team Game Highs

### Batting

At bats: 42 at Maryland (Apr 16, 2017)  
Runs scored: 15 at Michigan (Apr 01, 2017)  
15 at Maryland (Apr 16, 2017)  
Hits: 19 at Maryland (Apr 16, 2017)  
RBIs: 13 at Michigan (Apr 01, 2017)  
13 at Maryland (Apr 16, 2017)  
Doubles: 5 at Delaware (Mar 19, 2017)  
Triples: 2 vs Columbia (Mar 26, 2017)  
Home runs: 4 at Michigan (Apr 01, 2017)  
Total bases: 31 at Maryland (Apr 16, 2017)  
Walks: 9 vs Ohio State (Apr 09, 2017)  
Strikeouts: 15 vs Columbia (Mar 24, 2017)  
Sac hits: 3 at Delaware (Mar 18, 2017)  
3 vs Pittsburgh (Apr 18, 2017)  
Sac flies: 3 at TCU (Feb 18, 2017)  
3 at Michigan (Apr 02, 2017)  
Stolen bases: 7 at Maryland (Apr 15, 2017)  
Hit by pitch: 4 at Pacific (Mar 04, 2017)  
4 vs Columbia (Mar 26, 2017)  
Caught stealing: 2 at TCU (Feb 19, 2017)  
2 at UC Davis (Mar 08, 2017)  
2 at Michigan (Mar 31, 2017)  
Runners LOB: 12 vs Ohio State (Apr 09, 2017)  
12 vs Bucknell (Apr 12, 2017)  
Hit into DP: 3 at Pacific (Mar 05, 2017)  
3 vs Northwestern (Apr 21, 2017)

### Fielding

Putouts: 27 (31 games)  
Assists: 15 at TCU (Feb 17, 2017)  
15 vs Bucknell (Mar 21, 2017)  
Errors: 4 vs Cornell (Mar 29, 2017)  
Passed balls: 1 vs Cornell (Mar 29, 2017)  
1 vs Northwestern (Apr 23, 2017)  
DPs turned: 3 vs Xavier (Feb 25, 2017 at Cary, NC)

### Pitching

Innings pitched: 9.0 (31 games)  
Runs allowed: 11 at Pacific (Mar 04, 2017)  
11 at Pacific (Mar 05, 2017)  
11 vs Columbia (Mar 24, 2017)  
Earned runs: 10 at Pacific (Mar 05, 2017)  
Walks allowed: 9 vs Xavier (Feb 24, 2017 at Cary, NC)  
Strikeouts: 19 at Delaware (Mar 18, 2017)  
Hits allowed: 15 vs Xavier (Feb 25, 2017 at Cary, NC)  
Doubles allowed: 4 vs Xavier (Feb 25, 2017 at Cary, NC)  
Triples allowed: 1 (8 games)  
Homers allowed: 2 (5 games)  
Wild pitches: 3 (4 games)  
Hit batters: 3 vs Bucknell (Mar 21, 2017)  
3 vs Binghamton (Apr 10, 2017)  
3 vs Bucknell (Apr 12, 2017)

## Opponent Indiv. Game Highs

### Batting

At bats: 6 (4 games)  
Runs scored: 4 Lugbauer at Michigan (Apr 01, 2017)  
4 Lee,A at Maryland (Apr 16, 2017)  
Hits: 4 BANNON vs Xavier (Feb 25, 2017 at Cary, NC)  
4 Costes,M at Maryland (Apr 16, 2017)  
4 Lee,A at Maryland (Apr 16, 2017)  
RBIs: 5 (4 games)  
Doubles: 3 Nardo at Delaware (Mar 19, 2017)  
Triples: 1 (16 games)  
Home runs: 2 Lugbauer at Michigan (Apr 01, 2017)  
2 Lee,A at Maryland (Apr 16, 2017)  
Total bases: 10 Lugbauer at Michigan (Apr 01, 2017)  
10 Lee,A at Maryland (Apr 16, 2017)  
Walks: 3 Watson at TCU (Feb 18, 2017)  
3 Rawlings vs Bucknell (Apr 12, 2017)  
Strikeouts: 4 SCHMIDT,E vs Xavier (Feb 25, 2017 at Cary, NC)  
Sac hits: 2 Amos vs Pittsburgh (Apr 18, 2017)  
Sac flies: 1 (20 games)  
Stolen bases: 2 (8 games)  
Hit by pitch: 2 FREE at Pacific (Mar 04, 2017)  
Caught stealing: 1 (13 games)  
Runners LOB: 6 Moore vs Bucknell (Apr 12, 2017)  
6 Berg, I. vs Lafayette (Apr 26, 2017)

### Fielding

Putouts: 19 Mayer at Delaware (Mar 18, 2017)  
Assists: 6 Briggs at UC Davis (Mar 08, 2017)  
6 Dunn, J vs Northwestern (Apr 23, 2017)  
Errors: 3 BANNON vs Xavier (Feb 24, 2017 at Cary, NC)  
3 TARANTINO at Pacific (Mar 06, 2017)  
3 Bitar vs Cornell (Mar 29, 2017)  
3 Bitar vs Cornell (Mar 29, 2017)  
Passed balls: 1 Claeys vs Northwestern (Apr 23, 2017)

### Pitching

Innings pitched: 8.1 Shaffer,B at Maryland (Apr 14, 2017)  
Runs allowed: 8 LYDON at Pacific (Mar 05, 2017)  
Earned runs: 7 LYDON at Pacific (Mar 05, 2017)  
Walks allowed: 5 LOWTHER vs Xavier (Feb 24, 2017 at Cary, NC)  
5 Milley at Delaware (Mar 19, 2017)  
5 Wereski vs Columbia (Mar 25, 2017)  
Strikeouts: 17 Walter at Delaware (Mar 18, 2017)  
Hits allowed: 9 LYDON at Pacific (Mar 05, 2017)  
9 Bloom,T at Maryland (Apr 16, 2017)  
Doubles allowed: 3 LYDON at Pacific (Mar 05, 2017)  
Triples allowed: 1 (8 games)  
Homers allowed: 2 (4 games)  
Wild pitches: 2 (6 games)  
Hit batters: 2 Stephens vs Bucknell (Mar 21, 2017)  
2 Simpson vs Columbia (Mar 25, 2017)  
2 Lawrence vs Binghamton (Apr 10, 2017)

## Last Time

### INDIVIDUAL

4 Hits in a Game.....	Jordan Bowersox (4); at Pacific, Mar. 5, 2017
5 Hits in a Game.....	J.C. Coban (5); at Houston Baptist, Mar. 8, 2013
7 At Bats in a Game .....	Aaron Novak (7), James Coates (7), Greg Guers (7); Illinois, Apr. 25, 2015
4 Runs in a Game.....	Willie Burger (4); Niagara, Mar. 19, 2016
5 Runs in a Game.....	Ben Heath (5); Michigan State, May 1, 2010
6 Runs in a Game.....	Derek Bochna (6); vs. Chicago State, Mar. 9, 1993
2 Doubles in a Game.....	Alex Malinsky (2); Cornell, Mar. 30, 2017
3 Doubles in a Game.....	Cory Wine (3); Bucknell, Apr. 25, 2006
2 Triples in a Game.....	Lance Thompson (2); Illinois, May 1, 2005
2 Home Runs in a Game .....	Braxton Giavedoni (2); at Maryland, Apr. 16, 2017
3 Home Runs in a Game .....	Adam Beers (3); vs. Purdue, May 9, 1998
Back-to-Back Home Runs.....	Jordan Bowersox & Christian Helse; at Pittsburgh, Apr. 5, 2010
Lead Off Home Run.....	Nick Riotto (Solo); Maryland, Apr. 30, 2016
Walk Off Home Run.....	Sean Deegan (2 outs, Bot 10, 2 on, Down 2); Ohio State, Apr. 29, 2012
Grand Slam .....	Christian Helse; at Pacific, Mar. 4, 2017
6 RBIs in a Game .....	Aaron Novak (8); at Charleston Southern, Mar. 8, 2015
7 RBIs in a Game .....	Aaron Novak (8); at Charleston Southern, Mar. 8, 2015
8+ RBIs in a Game .....	Aaron Novak (8); at Charleston Southern, Mar. 8, 2015
10+ Bases in a Game.....	Aaron Novak (11); at Charleston Southern, Mar. 8, 2015
4 Walks in a Game.....	James Coates (4); vs. New York Tech, Mar. 11, 2016
4 Strikeouts in a Game .....	Aaron Novak (4); Illinois, Apr. 25, 2015
5 Strikeouts in a Game .....	Ryan Clark (5); at Iowa, May 7, 2011
3 Stolen Bases in a Game .....	Greg Guers (3); at Northwestern, Apr. 17, 2016
4 Stolen Bases in a Game .....	Ray Lopez (4); Lock Haven, Apr. 4, 1991
2 Hit By Pitch in a Game.....	Jordan Bowersox (2); Bucknell, April 12, 2017
3+ Hit By Pitch in a Game .....	J.J. White (3); vs. Stephen F. Austin, Mar. 1, 2016
Complete Game .....	Sal Biasi; at Maryland, Apr. 14, 2017
Complete Game Win .....	Greg Welsh, Michigan State, May 17, 2013
Complete Game Shutout .....	Greg Welsh, Michigan State, May 17, 2013
Individual No Hitter 9 innings.....	Stephen Hill; Iowa, Apr. 21, 2012
Combined Shutout .....	Sal Biasi, Dakota Forsyth, and Jack Anderson; Maryland, Apr. 30, 2016
10 Strikeouts in a Game .....	Justin Hagenman (10); at Delaware, G2 Mar. 18, 2017
11+ Strikeouts in a Game.....	Sal Biasi (11); at Delaware, G2 Mar. 18, 2017
Designated Hitter Came into the Field.....	Brett Davis; at Pittsburgh, Apr. 5, 2017
Pitcher Made a Plate Appearance.....	Schuyler Bates; at Pittsburgh, Apr. 5, 2017
<b>TEAM</b>	
Scored 20+ Runs .....	20; at Lafayette, Apr. 6, 2016
Scored 30+ Runs .....	33; Army, May 5, 1966
Totaled 15+ Hits in a Game .....	15; vs. Xavier, Feb. 25, 2017
Totaled 20+ Hits in a Game .....	25; Michigan State, Apr. 30, 2010
15+ Strikeouts on Offense .....	15 at Michigan, Mar. 31, 2017
10+ Walks on Offense .....	10; Iowa, May 20, 2016
6+ Doubles.....	6; at Ohio State, Apr. 13, 2014
2+ Triples.....	2; Rutgers, May 2, 2015
4+ Home Runs .....	4; Illinois, May 12, 2012
7+ Stolen Bases .....	8; NYIT, Mar. 19, 2014
Shut Out.....	Maryland, Apr. 30, 2017 (G1)
Shut Out – At home.....	Maryland, Apr. 30, 2017 (G1)
Shut Out – On the Road.....	vs. Army, Feb. 20, 2016 (G2)
Was Shut Out.....	at Delaware, Mar. 19, 2017
Was Shut Out – At home .....	Iowa, May 20, 2016
Was Shut Out – On the Road .....	at Delaware, Mar. 19, 2017
Swept a Conference Series .....	at Northwestern, Apr. 15-17, 2016
Were Swept in a Conference Series.....	at Maryland, Apr. 14-Apr. 16, 2017
Walked 0 .....	at Pitt, Apr. 6, 2017
Walked 10+.....	12; at Pittsburgh, May 11, 2016
Walked 15+.....	15; at Texas State, Mar. 12, 2010
Struck Out 10+.....	10; Ohio State, Apr. 9, 2017 (G1)
Struck Out 15+.....	16; vs. Canisius, Mar. 18, 2015
Walk Off Win.....	Northwestern (9th - Base hit - Braxton Giavedoni), Mar. 21, 2017
Walk Off Loss .....	at Maryland (9th - Home Run), Apr. 14, 2017
Turned a Triple Play.....	Michigan State, May 6, 2014
Turned 2 Triple Plays in a Game.....	Michigan State, May 6, 2014
Won Both Games in a Doubleheader .....	Purdue, Apr. 2, 2016
Lost Both Games in a Doubleheader .....	Ohio State, Apr. 10, 2017
Scored in Every Inning .....	vs. NYIT, Mar. 11, 2016

## Starting Lineup

### BY POSITION (Team W-L record when starter)

<b>PITCHER:</b>	
6 Biasi, Sal .....	10.....(5-5)
31 Hagenman, Justin .....	10.....(1-9)
21 Bates, Schuyler .....	5.....(2-3)
33 Gayman, Myles.....	4.....(1-3)
15 Mock, Eric .....	4.....(2-2)
10 Lehman, Taylor.....	3.....(0-3)
29 Bartels, Cole.....	3.....(2-1)
25 Plewicz, Jake.....	1.....(1-0)
<b>CATCHER:</b>	
11 Sloniger, Ryan .....	24.....(9-15)
28 Burger, Willie.....	7.....(2-5)
19 Davis, Brett.....	5.....(2-3)
17 Malinsky, Alex.....	4.....(1-3)
<b>FIRST BASE:</b>	
28 Burger, Willie.....	21.....(10-11)
8 Helse, Christian.....	8.....(2-6)
11 Sloniger, Ryan .....	6.....(0-6)
19 Davis, Brett.....	5.....(2-3)
<b>SECOND BASE:</b>	
2 Hughes, Conlin.....	30.....(11-19)
8 Helse, Christian.....	10.....(3-7)
<b>THIRD BASE:</b>	
8 Helse, Christian.....	21.....(9-12)
14 Goodnight, Logan.....	18.....(5-13)
4 Klemann, Connor .....	1.....(0-1)
<b>SHORTSTOP:</b>	
5 Weisenseel, Joe.....	22.....(9-13)
2 Hughes, Conlin.....	10.....(3-7)
14 Goodnight, Logan.....	8.....(2-6)
<b>LEFT FIELD:</b>	
12 Riotto, Nick.....	22.....(7-15)
23 Giavedoni, Braxto .....	12.....(4-8)
22 Leavitt, Keith.....	5.....(2-3)
13 Bowersox, Jordan .....	1.....(1-0)
<b>CENTER FIELD:</b>	
20 Nadeau, Mason.....	19.....(9-10)
13 Bowersox, Jordan .....	16.....(4-12)
9 Riggins, Austin.....	3.....(1-2)
12 Riotto, Nick.....	2.....(0-2)
<b>RIGHT FIELD:</b>	
23 Giavedoni, Braxto .....	20.....(6-14)
13 Bowersox, Jordan .....	16.....(7-9)
12 Riotto, Nick.....	4.....(1-3)
<b>DESIGNATED HITTER:</b>	
22 Leavitt, Keith.....	12.....(5-7)
4 Klemann, Connor .....	7.....(2-5)
19 Davis, Brett.....	6.....(0-6)
12 Riotto, Nick.....	5.....(4-1)
17 Malinsky, Alex.....	5.....(1-4)
11 Sloniger, Ryan .....	2.....(1-1)
23 Giavedoni, Braxto .....	2.....(1-1)
14 Goodnight, Logan.....	1.....(0-1)

### BY LINEUP SPOT (Team W-L record when starter)

13 Bowersox, Jordan .....	17.....(5-12)
2 Hughes, Conlin.....	8.....(5-3)
12 Riotto, Nick.....	7.....(1-6)
8 Helse, Christian.....	3.....(1-2)
20 Nadeau, Mason.....	2.....(1-1)
5 Weisenseel, Joe.....	2.....(0-2)
4 Klemann, Connor .....	1.....(1-0)
<b>2ND SPOT:</b>	
2 Hughes, Conlin.....	11.....(4-7)
12 Riotto, Nick.....	9.....(5-4)
8 Helse, Christian.....	7.....(1-6)
20 Nadeau, Mason.....	5.....(3-2)
13 Bowersox, Jordan .....	5.....(1-4)
4 Klemann, Connor .....	3.....(0-3)
<b>3RD SPOT:</b>	
28 Burger, Willie.....	16.....(8-8)
2 Hughes, Conlin.....	14.....(3-11)
4 Klemann, Connor .....	3.....(1-2)
12 Riotto, Nick.....	2.....(0-2)
11 Sloniger, Ryan .....	2.....(0-2)
23 Giavedoni, Braxto .....	2.....(2-0)
8 Helse, Christian.....	1.....(0-1)
<b>CLEANUP:</b>	
23 Giavedoni, Braxto .....	13.....(1-12)
28 Burger, Willie.....	10.....(4-6)
12 Riotto, Nick.....	5.....(3-2)
8 Helse, Christian.....	4.....(2-2)
13 Bowersox, Jordan .....	3.....(3-0)
2 Hughes, Conlin.....	2.....(0-2)
11 Sloniger, Ryan .....	2.....(1-1)
4 Klemann, Connor .....	1.....(0-1)
<b>5TH SPOT:</b>	
23 Giavedoni, Braxto .....	14.....(7-7)
12 Riotto, Nick.....	7.....(2-5)
11 Sloniger, Ryan .....	7.....(1-6)
13 Bowersox, Jordan .....	6.....(3-3)
8 Helse, Christian.....	3.....(0-3)
28 Burger, Willie.....	1.....(0-1)
2 Hughes, Conlin.....	1.....(1-0)
22 Leavitt, Keith.....	1.....(0-1)
<b>6TH SPOT:</b>	
11 Sloniger, Ryan .....	10.....(5-5)
8 Helse, Christian.....	6.....(1-5)
19 Davis, Brett.....	5.....(1-4)
22 Leavitt, Keith.....	5.....(3-2)
20 Nadeau, Mason.....	3.....(1-2)
23 Giavedoni, Braxto .....	3.....(1-2)
2 Hughes, Conlin.....	3.....(1-2)
13 Bowersox, Jordan .....	2.....(0-2)
5 Weisenseel, Joe.....	1.....(0-1)
28 Burger, Willie.....	1.....(0-1)
12 Riotto, Nick.....	1.....(1-0)
<b>7TH SPOT:</b>	
8 Helse, Christian.....	13.....(7-6)
11 Sloniger, Ryan .....	6.....(0-6)
5 Weisenseel, Joe.....	5.....(4-1)
19 Davis, Brett.....	4.....(2-2)
22 Leavitt, Keith.....	4.....(0-4)
17 Malinsky, Alex.....	2.....(0-2)
12 Riotto, Nick.....	2.....(0-2)
14 Goodnight, Logan.....	1.....(1-0)
20 Nadeau, Mason.....	1.....(0-1)
23 Giavedoni, Braxto .....	1.....(0-1)
2 Hughes, Conlin.....	1.....(0-1)
<b>8TH SPOT:</b>	
5 Weisenseel, Joe.....	9.....(2-7)
19 Davis, Brett.....	6.....(0-6)
14 Goodnight, Logan.....	6.....(1-5)
22 Leavitt, Keith.....	6.....(4-2)
20 Nadeau, Mason.....	4.....(1-3)
11 Sloniger, Ryan .....	4.....(3-1)
17 Malinsky, Alex.....	3.....(1-2)
8 Helse, Christian.....	2.....(2-0)
<b>9TH SPOT:</b>	
14 Goodnight, Logan.....	20.....(5-15)
5 Weisenseel, Joe.....	5.....(3-2)
17 Malinsky, Alex.....	4.....(1-3)
20 Nadeau, Mason.....	4.....(3-1)
9 Riggins, Austin.....	3.....(1-2)
11 Sloniger, Ryan .....	1.....(0-1)
22 Leavitt, Keith.....	1.....(0-1)
23 Giavedoni, Braxto .....	1.....(0-1)
19 Davis, Brett.....	1.....(1-0)

## Last 10

Record: 3-7 Home: 3-4 Away: 0-3 Big Ten: 1-5

Player	avg	gp-gs	ab	r	h	2b	3b	hr	rbi	tb	slg%	bb	hp	so	gdp	ob%	sf	sh	sb-att	po	a	e	fld%
11 Sloniger, Ryan	.333	8-8	30	3	10	2	0	1	2	15	.500	1	0	6	0	.355	0	0	0-0	62	3	0	1.000
8 Helsel, Christian	.300	10-10	40	2	12	2	0	0	3	14	.350	2	2	5	1	.364	0	1	0-0	25	27	3	.945
12 Riotto, Nick	.270	10-10	37	5	10	2	0	1	6	15	.405	5	0	6	1	.349	1	0	4-5	17	1	1	.947
23 Giavedoni, Braxton	.258	8-8	31	5	8	0	0	2	3	14	.452	3	0	8	1	.324	0	1	1-2	18	1	0	1.000
2 Hughes, Conlin	.227	10-10	44	5	10	0	2	0	6	14	.318	0	0	6	0	.227	0	0	1-1	13	31	5	.898
19 Davis, Brett	.194	10-10	31	2	6	0	0	0	2	6	.194	2	1	8	0	.257	1	1	0-0	44	2	1	.979
14 Goodnight, Logan	.152	10-10	33	2	5	0	0	0	3	5	.152	1	3	15	0	.243	0	0	0-0	4	11	4	.789
-----																							
20 Nadeau, Mason	.412	5-4	17	4	7	0	0	1	3	10	.588	4	1	2	0	.545	0	0	1-1	16	0	0	1.000
13 Bowersox, Jordan	.250	3-3	8	2	2	0	0	0	0	2	.250	1	3	2	0	.500	0	0	2-2	6	0	0	1.000
17 Malinsky, Alex	.235	7-4	17	2	4	0	0	0	1	4	.235	2	3	4	3	.391	1	0	0-0	17	0	0	1.000
9 Riggins, Austin	.200	5-3	10	1	2	0	0	0	2	2	.200	3	0	5	0	.385	0	0	0-0	6	0	0	1.000
22 Leavitt, Keith	.133	6-6	15	0	2	0	0	0	0	2	.133	4	0	7	1	.316	0	0	0-0	5	0	0	1.000
28 Burger, Willie	.125	4-4	16	2	2	1	0	0	0	3	.188	2	0	2	0	.222	0	0	0-0	27	1	1	.966
Totals	.243	10	329	35	80	7	2	5	31	106	.322	30	13	76	7	.328	3	3	9-11	262	92	19	.949
Opponents	.264	10	341	65	90	15	5	6	50	133	.390	38	6	70	8	.344	5	6	16-17	262	80	13	.963

LOB - Team (82), Opp (69). DPs turned - Team (10), Opp (9). CI - Team (0), Opp (1).

(Last 10 Sorted by Earned run avg)

Player	era	w-l	app	gs	cg	sho	sv	ip	h	r	er	bb	so	2b	3b	hr	b/avg	wp	hp	bk	sfa	sha
6 Biasi, Sal	3.38	0-1	2	2	1	0/0	0	13.1	8	5	5	4	13	2	0	2	.178	2	1	0	0	0
15 Mock, Eric	4.63	0-0	3	1	0	0/0	0	11.2	9	6	6	5	14	2	0	3	.200	1	0	0	0	0
31 Hagenman, Justin	4.63	0-2	2	2	0	0/0	0	11.2	14	12	6	5	10	3	0	0	.292	3	0	0	2	0
21 Bates, Schuyler	5.65	1-2	3	3	0	0/0	0	14.1	17	11	9	3	6	1	2	1	.298	2	0	0	0	2
-----																						
18 Mullin, Tom	0.00	0-0	2	0	0	0/0	0	2.2	1	3	0	2	0	0	0	0	.125	1	3	0	0	1
27 Triebold, Tucker	0.00	0-0	2	0	0	0/0	0	2.1	1	0	0	1	1	0	0	0	.143	0	0	0	0	0
25 Pilewicz, Jake	4.26	1-0	2	1	0	0/0	0	6.1	9	3	3	3	1	2	2	0	.333	0	0	0	0	0
10 Lehman, Taylor	5.40	0-0	4	0	0	0/0	1	5.0	3	3	3	4	7	1	0	0	.176	4	0	0	0	0
29 Bartels, Cole	6.23	0-0	5	0	0	0/0	0	4.1	4	4	3	6	5	0	0	0	.267	4	1	0	1	2
7 Distasio, Nick	6.35	1-0	4	0	0	0/0	0	5.2	6	4	4	2	2	1	0	0	.261	1	1	0	1	0
30 Forsyth, Dakota	9.00	0-1	5	0	0	0/0	0	6.0	10	8	6	3	8	2	0	0	.370	2	0	0	1	1
33 Gayman, Myles	11.25	0-1	2	1	0	0/0	0	4.0	8	6	5	0	3	1	1	0	.364	1	0	0	0	0
Totals	4.95	3-7	10	10	1	0/0	1	87.1	90	65	48	38	70	15	5	6	.264	21	6	0	5	6
Opponents	3.19	7-3	10	10	0	0/0	1	87.1	80	35	31	30	76	7	2	5	.243	9	13	0	3	3

PB - Team (3), Sloniger 3, Opp (1). Pickoffs - Team (1), Forsyth 1. SBA/ATT - Sloniger (13-14), Hagenman (6-7), Bartels (4-4), Malinsky (3-3), Distasio (2-2), Forsyth (2-2), Mock (1-1), Biasi (1-1).



## Big Ten Stats

Record: 2-10 Home: 2-4 Away: 0-6 Big Ten: 2-10

Player	avg	gp-gs	ab	r	h	2b	3b	hr	rbi	tb	slg%	bb	hp	so	gdp	ob%	sf	sh	sb-att	po	a	e	fld%
11 Sloniger, Ryan	.333	11-11	33	2	11	3	1	1	4	19	.576	4	2	10	1	.436	0	1	0-0	73	8	0	1.000
23 Giavedoni, Braxton	.302	12-12	43	7	13	1	0	2	4	20	.465	2	0	11	1	.326	1	1	1-2	28	0	1	.966
8 Helsel, Christian	.234	12-12	47	3	11	1	0	1	3	15	.319	3	1	9	1	.294	0	1	0-0	19	23	3	.933
12 Riotto, Nick	.213	12-12	47	6	10	2	0	1	5	15	.319	4	1	11	1	.288	0	0	3-4	29	1	0	1.000
2 Hughes, Conlin	.191	12-12	47	4	9	0	1	1	3	14	.298	4	0	7	2	.255	0	0	0-1	20	35	4	.932
14 Goodnight, Logan	.122	12-12	41	4	5	0	0	0	1	5	.122	2	1	26	0	.182	0	0	0-0	12	12	7	.774
-----																							
5 Weisenseel, Joe	.667	1-1	3	0	2	0	0	0	1	2	.667	0	0	0	0	.667	0	0	0-0	1	1	0	1.000
20 Nadeau, Mason	.364	3-3	11	2	4	0	0	0	0	4	.364	3	1	1	0	.533	0	0	1-1	11	0	0	1.000
13 Bowersox, Jordan	.269	7-7	26	2	7	0	1	1	4	12	.462	3	1	7	0	.367	0	0	1-1	17	0	3	.850
28 Burger, Willie	.208	6-6	24	3	5	1	0	1	2	9	.375	2	0	6	0	.269	0	0	0-0	43	2	0	1.000
19 Davis, Brett	.185	10-8	27	0	5	1	0	0	2	6	.222	2	0	7	0	.233	1	1	0-0	31	1	1	.970
22 Leavitt, Keith	.167	9-7	18	1	3	0	0	0	0	3	.167	5	0	8	0	.348	0	0	0-1	2	0	0	1.000
17 Malinsky, Alex	.095	10-5	21	2	2	0	0	0	2	2	.095	2	2	8	0	.231	1	0	0-0	17	1	0	1.000
9 Riggins, Austin	.000	3-0	4	0	0	0	0	0	0	0	.000	0	0	2	0	.000	0	0	0-0	0	0	0	.000
Totals	.222	12	392	36	87	9	3	8	31	126	.321	36	9	113	6	.300	3	4	6-10	307	94	24	.944
Opponents	.284	12	408	102	116	20	4	11	79	177	.434	54	12	87	7	.376	10	4	25-28	319	94	11	.974

LOB - Team (90), Opp (79). DPs turned - Team (8), Opp (6). CI - Team (0), Opp (1). Picked off - Helsel 1, Leavitt 1.

(Big Ten games only Sorted by Earned run avg)

Player	era	w-l	app	gs	cg	sho	sv	ip	h	r	er	bb	so	2b	3b	hr	b/avg	wp	hp	bk	sfa	sha
6 Biasi, Sal	3.75	1-2	4	4	1	0/0	0	24.0	16	11	10	10	26	4	0	2	.195	3	2	0	2	0
31 Hagenman, Justin	4.44	0-3	4	4	0	0/0	0	26.1	32	19	13	9	23	5	0	2	.296	5	0	0	2	0
-----																						
18 Mullin, Tom	1.69	0-0	3	0	0	0/0	0	5.1	2	2	1	1	4	1	0	0	.118	1	1	0	0	0
7 Distasio, Nick	7.04	1-0	4	0	0	0/0	0	7.2	7	6	6	3	4	2	0	1	.241	2	1	0	2	0
29 Bartels, Cole	7.71	0-0	5	0	0	0/0	0	7.0	7	7	6	4	3	1	0	0	.269	4	1	0	1	2
27 Triebold, Tucker	9.00	0-0	2	0	0	0/0	0	2.0	2	2	2	0	1	1	0	0	.286	0	1	0	0	0
41 Hodgins, Blake	9.00	0-0	1	0	0	0/0	0	1.0	1	1	1	3	0	0	0	0	.250	0	0	0	0	0
30 Forsyth, Dakota	10.50	0-1	4	0	0	0/0	0	6.0	11	8	7	4	4	2	0	0	.407	2	0	0	2	1
33 Gayman, Myles	11.05	0-1	4	2	0	0/0	0	7.1	12	14	9	5	6	1	1	0	.316	2	2	0	0	0
25 Pilewicz, Jake	11.57	0-1	3	0	0	0/0	0	4.2	8	7	6	4	2	0	2	0	.444	0	1	0	0	1
15 Mock, Eric	13.03	0-2	4	2	0	0/0	0	9.2	11	14	14	6	12	3	1	4	.275	3	2	0	1	0
24 Scholly, Tim	54.00	0-0	1	0	0	0/0	0	0.1	2	2	2	0	0	0	0	1	.667	0	0	0	0	0
10 Lehman, Taylor	63.00	0-0	6	0	0	0/0	0	1.0	5	9	7	5	2	0	0	1	.556	6	1	0	0	0
Totals	7.21	2-10	12	12	1	0/0	0	102.1	116	102	82	54	87	20	4	11	.284	28	12	0	10	4
Opponents	2.54	10-2	12	12	0	0/0	1	106.1	87	36	30	36	113	9	3	8	.222	8	9	1	3	4

PB - Team (4), Sloniger 4, Opp (1). Pickoffs - Team (4), Forsyth 1, Hagenman 1, Malinsky 1, Biasi 1, Opp (2). SBA/ATT - Sloniger (21-24), Hagenman (7-8), Biasi (6-7), Bartels (4-4), Davis (4-4), Mullin (1-2), Gayman (2-2), Distasio (2-2), Lehman (1-1), Pilewicz (1-1), Mock (1-1).

## Season Stats

Record: 14-26 Home: 8-8 Away: 4-16 Neutral: 2-2 Big Ten: 2-10

Player	avg	gp-gs	ab	r	h	2b	3b	hr	rbi	tb	slg%	bb	hp	so	gdp	ob%	sf	sh	sb-att	po	a	e	fld%
13 Bowersox, Jordan	.333	33-33	123	16	41	7	1	3	18	59	.480	14	4	34	0	.418	0	0	9-13	70	0	5	.933
23 Giavedoni, Braxton	.273	37-34	128	22	35	8	2	3	12	56	.438	11	4	34	1	.345	2	1	3-5	56	1	1	.983
2 Hughes, Conlin	.253	40-40	158	23	40	6	3	3	15	61	.386	14	2	30	3	.322	0	1	7-11	73	103	9	.951
8 Helsel, Christian	.246	39-39	138	13	34	7	0	3	17	50	.362	10	6	23	1	.325	0	7	1-1	97	68	6	.965
11 Sloniger, Ryan	.243	34-32	107	11	26	4	2	1	5	37	.346	13	3	32	4	.341	0	2	1-1	244	22	2	.993
12 Riotto, Nick	.202	35-33	119	15	24	4	0	2	15	34	.286	14	4	25	2	.302	2	2	8-10	61	3	2	.970
-----																							
20 Nadeau, Mason	.365	20-19	63	13	23	3	0	1	10	29	.460	9	1	8	0	.452	0	1	5-5	50	1	2	.962
28 Burger, Willie	.266	28-28	109	18	29	5	0	4	22	46	.422	8	0	24	3	.316	0	2	1-2	188	13	3	.985
17 Malinsky, Alex	.179	18-9	39	3	7	2	0	0	6	9	.231	6	3	14	3	.327	1	0	1-1	43	3	0	1.000
5 Weisenseel, Joe	.171	23-22	70	10	12	0	0	0	6	12	.171	9	0	17	1	.259	2	1	3-3	35	40	7	.915
9 Riggins, Austin	.167	17-3	18	3	3	1	0	0	2	4	.222	5	1	8	0	.375	0	0	0-0	12	0	1	.923
19 Davis, Brett	.145	25-16	55	3	8	1	0	0	2	9	.164	5	1	20	0	.226	1	1	0-1	65	3	2	.971
14 Goodnight, Logan	.135	30-27	89	7	12	2	0	0	6	14	.157	4	3	45	1	.196	1	1	1-1	19	38	11	.838
4 Klemann, Connor	.129	10-8	31	3	4	2	0	0	2	6	.194	4	1	10	1	.250	0	0	1-1	0	0	0	.000
22 Leavitt, Keith	.094	24-17	53	4	5	0	0	1	4	8	.151	12	0	16	2	.262	0	0	1-3	7	0	0	1.000
21 Bates, Schuyler	.000	1-1	1	0	0	0	0	0	0	0	.000	0	0	0	0	.000	0	0	0-0	1	7	0	1.000
Totals	.233	40	1301	164	303	52	8	21	142	434	.334	138	33	340	22	.320	9	19	42-58	1036	344	61	.958
Opponents	.260	40	1331	260	346	66	16	22	214	510	.383	165	45	313	23	.356	20	19	61-74	1054	360	46	.968

LOB - Team (285), Opp (284). DPs turned - Team (27), Opp (28). CI - Team (0), Opp (3). IBB - Team (2), Burger 2. Picked off - Helsel 3, Bowersox 2, Riotto 1, Leavitt 1, Hughes 1, Burger 1.

(All games Sorted by Earned run avg)

Player	era	w-l	app	gs	cg	sho	sv	ip	h	r	er	bb	so	2b	3b	hr	b/avg	wp	hp	bk	sfa	sha
6 Biasi, Sal	3.96	4-4	10	10	1	0/0	0	52.1	31	27	23	26	69	7	2	4	.171	12	10	0	3	0
31 Hagenman, Justin	4.55	1-7	10	10	0	0/0	0	59.1	71	44	30	18	57	10	2	2	.296	6	1	0	3	2
-----																						
34 Macon, Colin	3.86	0-0	2	0	0	0/0	0	2.1	3	2	1	1	1	0	0	1	.273	1	2	0	0	0
21 Bates, Schuyler	4.15	2-3	13	5	0	0/0	0	34.2	30	19	16	11	17	4	2	2	.234	5	1	0	0	5
27 Triebold, Tucker	4.76	0-0	6	0	0	0/0	0	5.2	5	5	3	1	2	3	0	0	.227	0	1	0	0	0
24 Scholly, Tim	5.40	0-0	4	0	0	0/0	0	3.1	3	2	2	0	1	0	0	1	.231	0	0	0	0	0
7 Distasio, Nick	5.58	3-1	15	0	0	0/0	3	30.2	31	19	19	11	32	9	1	1	.263	5	4	0	4	1
30 Forsyth, Dakota	5.68	3-1	18	0	0	0/0	0	31.2	36	25	20	18	32	7	0	3	.288	6	1	0	3	4
15 Mock, Eric	5.83	0-3	11	4	0	0/0	0	29.1	21	19	19	14	33	6	2	4	.202	4	5	1	1	1
33 Gayman, Myles	6.00	0-2	7	4	0	0/0	0	15.0	17	15	10	7	12	2	1	0	.258	2	3	0	0	0
29 Bartels, Cole	6.12	0-1	15	3	0	0/0	0	25.0	26	19	17	23	14	3	1	0	.274	9	2	0	1	3
25 Pilewicz, Jake	7.20	1-1	13	1	0	0/0	1	20.0	31	17	16	9	9	4	3	1	.369	2	2	0	1	2
10 Lehman, Taylor	7.94	0-3	19	3	0	0/0	1	22.2	26	24	20	15	26	6	1	1	.283	7	2	0	2	0
18 Mullin, Tom	9.82	0-0	12	0	0	0/0	0	11.0	10	18	12	5	6	5	1	2	.250	3	10	0	2	1
41 Hodgins, Blake	19.29	0-0	6	0	0	0/0	0	2.1	5	5	5	6	2	0	0	0	.417	4	1	0	0	0
Totals	5.47	14-26	40	40	1	0/0	5	345.1	346	260	210	165	313	66	16	22	.260	66	45	1	20	19
Opponents	3.38	26-14	40	40	0	2/2	9	351.1	303	164	132	138	340	52	8	21	.233	36	33	3	9	19

PB - Team (9), Sloniger 8, Burger 1, Opp (2). Pickoffs - Team (9), Hagenman 2, Mock 2, Malinsky 1, Biasi 1, Lehman 1, Forsyth 1, Sloniger 1, Opp (8). SBA/ATT - Sloniger (47-54), Hagenman (18-19), Bartels (14-15), Biasi (6-9), Distasio (7-9), Mullin (4-6), Burger (6-6), Davis (5-5), Forsyth (3-4), Lehman (3-4), Malinsky (3-3), Mock (2-3), Bates (1-2), Gayman (2-2), Pilewicz (1-1).