



IOWA HAWKEYES

BASEBALL

ESTABLISHED 1890 | 8 BIG TEN CHAMPIONSHIPS | 5 NCAA REGIONAL APPEARANCES | 1 COLLEGE WORLD SERIES APPEARANCE | 20 ALL-AMERICANS

2019 SCHEDULE

Date	Opponent	Time
Feb. 15	\$ vs. George Mason	L, 2-7
Feb. 16	\$ vs. Pittsburgh	W, 10-1
Feb. 17	\$ vs. Marshall	W, 10-0
Feb. 22	at Hawaii	L, 1-7
Feb. 23	at Hawaii	W, 10-8
Feb. 23	at Hawaii	W, 6-4
Feb. 24	at Hawaii	L, 7-8
March 1	at #19 Oklahoma State	L, 4-5
March 1	at #19 Oklahoma State	W, 5-4
March 2	at #19 Oklahoma State	W, 3-2
March 6	Simpson College	Cancelled
March 9	! at Evansville	W, 18-7
March 10	! at Evansville	L, 0-6
March 10	! at Evansville	L, 1-3
March 12	Illinois-Chicago (BTN Plus)	Cancelled
March 15	CSUN (BTN Plus)	Cancelled
March 16	CSUN (BTN Plus)	L, 5-7
March 17	CSUN (BTN Plus)	W, 5-4
March 17	CSUN (BTN Plus)	W, 3-1
March 19	Simpson College	W, 7-2
March 20	Chicago State (BTN Plus)	W, 5-4
March 22	*at Indiana (BTN Plus)	L, 2-3
March 23	*at Indiana (BTN Plus)	L, 1-13
March 24	*at Indiana (BTN Plus)	L, 1-7
March 26	Bradley (BTN Plus)	W, 4-2
March 29	* #23 Illinois (BTN Plus)	W, 8-4
March 30	* #23 Illinois (BTN Plus)	W, 2-1
March 31	* #23 Illinois (BTN Plus)	W, 3-1
April 2	Clarke University (BTN Plus)	W, 3-2
April 3	Illinois State (BTN Plus)	L, 6-11
April 5	*Rutgers (BTN Plus)	W, 6-1
April 6	*Rutgers (BTN Plus)	W, 9-5
April 6	*Rutgers (BTN)	L, 3-15
April 10	at Bradley	L, 1-3
April 12	*at Purdue (BTN Plus)	W, 10-4
April 13	*at Purdue (BTN Plus)	L, 5-9
April 13	*at Purdue (BTN Plus)	W, 6-3
April 16	Northern Illinois (BTN Plus)	W, 8-6
April 19	* #30 Nebraska (BTN Plus)	W, 3-2
April 20	* #30 Nebraska (BTN)	W, 17-9
April 21	* #30 Nebraska (BTN Plus)	L, 2-3
April 23	Milwaukee (BTN Plus)	W, 5-4
April 26	*at Ohio State (BTN Plus)	5:35 p.m.
April 27	*at Ohio State (BTN Plus)	2:05 p.m.
April 28	*at Ohio State (BTN Plus)	11:05 a.m.
April 30	Western Illinois (BTN Plus)	6:05 p.m.
May 1	& Northwestern	6:05 p.m.
May 3	UC Irvine (BTN Plus)	6:05 p.m.
May 4	UC Irvine (BTN Plus)	2:05 p.m.
May 5	UC Irvine (BTN Plus)	1:05 p.m.
May 10	*Michigan State (BTN Plus)	6:05 p.m.
May 11	*Michigan State (BTN Plus)	2:05 p.m.
May 12	*Michigan State (BTN Plus)	1:05 p.m.
May 14	at Western Illinois (BTN Plus)	12 p.m.
May 16	*at Maryland (BTN Plus)	5:30 p.m.
May 17	*at Maryland (BTN Plus)	1 p.m.
May 18	*at Maryland (BTN Plus)	12 p.m.
May 22-26	# at Big Ten Tournament	
May 31-June 4	NCAA Regionals	

All times Central and subject to change | \$ Diamond 9 Sunshine State Classic Series (Kissimmee, Fla.) | ! Played in Marion, Ill. | & Played in Rosemont, Ill. at Impact Field | * Big Ten Conference contest | # Big Ten Tournament (Omaha, Neb.) | Big Ten Network (BTN) | BTN Plus on BTN2Go (BTN Plus)



IOWA HAWKEYES (24-15, 9-6)

HEAD COACH | RICK HELLER (6TH SEASON) | CAREER RECORD: 887-689-4



OHIO STATE BUCKEYES (23-18, 6-6)

HEAD COACH | GREG BEALS (9TH SEASON) | CAREER RECORD: 528-423-1

LEADING OFF

- The Hawkeyes are coming off a series win over No. 30 Nebraska -- their fourth straight Big Ten series win to move to 9-6 in the conference, good for fourth in the league standings. The Hawkeyes are a season-best nine games over .500 with a 24-15 record.
- Iowa also has series wins over No. 19 Oklahoma State and Cal-State Northridge. Iowa has suffered series losses at Evansville and at Indiana, while splitting a four-game series at Hawaii.
- With seven wins over ranked teams this season, Iowa has won 13 games over ranked opponents since the start of the 2018 season.
- Iowa has 13 come-from-behind victories this season with four walk-off winners, including two walk-offs in the last four games.
- Redshirt junior Grant Leonard (2-1, 1.29 ERA) is a perfect 9-for-9 in save opportunities, which are the second most in the Big Ten Conference. Leonard hasn't allowed a run in his last 12 innings pitched, while striking out 13 batters in his last six appearances. Leonard's nine saves this season are tied for the third most in a single season in school history, while his 11 career saves are tied for the eighth most in the record books. Leonard was recently named to the NCBWA Stopper of the Year Midseason List.
- Iowa's 44 stolen bases are the third-most in the Big Ten. The Hawkeyes only swiped 39 bags last season. Ben Norman leads Iowa with nine steals and Tanner Wetrich has eight, while five other Hawkeyes have swiped at least three bags.
- Junior Austin Martin has the 14th-best batting average (.324) in the Big Ten, which is tops amongst league catchers. The Altoona, Iowa, native leads Iowa in multi-hit games (15), multi-RBI games (8), and hits (45).
- Junior Grant Judkins owns the third-best ERA (1.88) in the Big Ten, having allowed only three or more earned runs in only two of 10 starts.
- Iowa is 15-4 at Duane Banks Field this season, running its home record to 89-24 since 2015. Away from home, Iowa is 7-10 this season.

PITCHING PROBABLES

Game 1	Game 2	Game 3
Iowa: RHP Cole McDonald (3-3, 3.86 ERA)	Iowa: LHP Cam Baumann (3-2, 5.11 ERA)	Iowa: RHP Grant Judkins (4-4, 1.88 ERA)
OSU: RHP Garret Burhenn (5-2, 4.21 ERA)	OSU: LHP Seth Lonsway (5-3, 4.83 ERA)	OSU: LHP Griffan Smith (4-2, 3.75 ERA)

MULTIMEDIA GAME INFORMATION

LIVE STREAMING/TV	RADIO	LIVE STATISTICS
BTN Plus (\$)	Hawkeye Radio Network: Zach Mackey (PBP) (KMJM 1360 AM, KDEC 100.5 FM, WDBQ 107.5 FM, KKFJ 95.9 FM, AM-800 KKIC, Hawkeye All-Access, TuneIn Radio)	hawkeyesports.com





HEAD COACH RICK HELLER
6TH SEASON | IOWA'S 3RD BASE COACH

OVERALL RECORD

- 887-689-4 (31st season)
- At Iowa: 197-124-0 (6th season)
- Signed a seven-year contract extension in 2017, keeping him in Iowa City through 2024
- Coaches third base on game days

COACHING EXPERIENCE

- University of Iowa | 2014-present
- Indiana State | 2010-13
- Northern Iowa | 2000-09
- Upper Iowa | 1988-1999

EDUCATION

Upper Iowa, 1986

IOWA COACHING HIGHLIGHTS

- Two NCAA Regional appearances in three seasons (2015, 2017)
- Led Iowa to first NCAA Tournament victory since 1972
- 2017 Big Ten Tournament champions -- first in school history
- Led USA Team to a silver medal at the 2017 World University Games -- USA's first medal in Universiade history
- Five straight 30-win seasons... 173 victories in five years
- Coached six All-Americans and 22 All-Big Ten selections in five seasons
- Coached 20 Major League Baseball Draft picks in five seasons

HELLER'S YEAR-BY-YEAR RECORD

Year	School	Record	Pct.	2007	No. Iowa	23-28	.450
1988	Upper IA	7-30	.189	2008	No. Iowa	30-24	.556
1989	Upper IA	10-23	.303	2009	No. Iowa	23-26	.469
1990	Upper IA	19-17	.527	2010	Ind. State	35-19	.648
1991	Upper IA	22-13	.629	2011	Ind. State	29-28	.509
1992	Upper IA	23-16	.590	2012	Ind. State	41-19	.683
1993	Upper IA	21-15-1	.581	2013	Ind. State	26-25	.510
1994	Upper IA	21-18-1	.538	2014	Iowa	30-23	.566
1995	Upper IA	31-13	.705	2015	Iowa	41-18	.695
1996	Upper IA	37-14	.725	2016	Iowa	30-26	.536
1997	Upper IA	30-14	.682	2017	Iowa	39-22	.639
1998	Upper IA	38-8	.826	2018	Iowa	33-20	.623
1999	Upper IA	30-15-1	.663	2019	Iowa	24-15	.615
2000	No. Iowa	23-33	.411	Totals 887-689-4			
2001	No. Iowa	35-28	.556				
2002	No. Iowa	30-25-1	.545				
2003	No. Iowa	27-28	.491				
2004	No. Iowa	25-31	.446				
2005	No. Iowa	26-28	.481				
2006	No. Iowa	28-27	.509				

ABOUT HEAD COACH RICK HELLER

Rick Heller has turned the University of Iowa baseball program into a perennial Big Ten Conference and NCAA contender in his first five seasons as the Hawkeyes' head coach.

Heller has injected new life into the Iowa program, leading the Hawkeyes to the best four-year stretch in program history, winning 173 games, advancing to two NCAA Regionals, and claiming the first Big Ten Tournament title in program history. It was Iowa's first conference title since winning the regular season crown in 1990.

Under Heller's watch, Iowa has advanced to the postseason in five consecutive years for the first time in program history, he has coached six All-Americans and at least one first-team All-Big Ten selection each season, and Iowa has had 20 Major League Baseball Draft picks in five seasons -- the most in a five-year stretch all-time.

Heller has also given the Hawkeyes an international flavor, taking the team to the Dominican Republic in 2016 and Taipei, Taiwan, as the United States representative at the 2017 World University Games. Heller led USA to a silver medal, as the team became the first American squad to medal in Universiade history.

The Eldon, Iowa, native became the 20th head coach in program history in 2013 -- his fourth stop as a collegiate head coach. He has enjoyed stints at Iowa (2014-present), Indiana State (2009-13), Northern Iowa (1999-2009), and Upper Iowa (1987-99), leading all four schools to NCAA postseason play. He is one of nine coaches all-time and one of five active coaches to lead three different Division I programs to NCAA Regional play.

Heller guided Iowa to an at-large berth into NCAA Regional play in 2015 -- a first for the program since 1990 -- and the team posted the school's first NCAA Tournament win since 1972. It wasn't a fluke; in the two seasons since, Iowa was runner-up at the 2016



MARTY SUTHERLAND

- Associate Head Coach
- Recruiting Coordinator
- 6th Season
- Alma Mater: Northern Iowa, 2002



ROBIN LUND

- Assistant Coach
- Hitting Coach
- 1st Season
- Alma Mater: Whitworth College, 1995
- Coaches first base on game days



TOM GORZELANNY

- Volunteer Assistant Coach
- Pitching Coach
- 1st Season
- 12-Year MLB veteran



NIC UNGS

- Director, Baseball Operations
- 2nd Season
- Alma Mater: Northern Iowa, 2001

Big Ten Tournament before claiming the program's first tournament title in 2017 to lock up the school's second NCAA Regional appearance in three seasons.

Iowa made just three NCAA Tournament appearances in its history prior to Heller's arrival.

Heller led Indiana State to its first outright Missouri Valley Conference title in 2012, and Northern Iowa to the MVC title and into the NCAA Tournament in 2001, the first and only regional appearance for the Panthers as a Division I program.

On the recruiting trail, Heller has turned the Hawkeyes into a major player on the national recruiting scene by keeping the best in-state players at home. Iowa had the top-rated class in the Big Ten -- and 18th-best nationally -- in 2015, and the 2016 class was ranked third in the league.

In 31 seasons as a head coach, Heller owns a career record of 887-689-4. He is one of two Iowa head coaches to lead the program to the NCAA Tournament.



THIS WEEK

- The University of Iowa baseball team heads to Columbus, Ohio, for a three-game series against Ohio State from April 26-28. All three games will be played at Bill Davis Stadium.
- Friday's series opener is slated for a 5:35 p.m. (CT) first pitch. Game two on Saturday will start at 2:05 p.m. with the series finale at 11:05 a.m. Sunday.

FOLLOW ALONG

- All games will be streamed live on BTN Plus on BTN2Go. It is a paid subscription service.
 - All Iowa games will also be available via the Hawkeye Radio Network with Zach Mackey on the call. The games can be heard on Hawkeye All-Access/TuneIn Radio.
- Friday: KMJM 1360 AM in Cedar Rapids, KDEC-AM 1240 in Decorah, KKFD 95.9 FM in Fairfield.
- Saturday: AM 800 KXIC in Iowa City, KMJM 1360 AM in Cedar Rapids; KKFD 95.9 FM in Fairfield, WDBQ FM 107.5 in Dubuque.
- Sunday: KMJM 1360 AM in Cedar Rapids; KKFD 95.9 FM in Fairfield, WDBQ FM 107.5 in Dubuque.
- Live stats are available on hawkeyesports.com and fans can follow along on Twitter @UIBaseball.

QUICK HITTERS

- The Hawkeyes have recorded 10 or more hits in five of their last six games, including 17 against Nebraska, which were the second most in a single game this season.
- Senior Tanner Wetrich is on a career-long and team-best 11-game hitting streak. The shortstop is hitting .400 (16-of-40) with five doubles, one triple, three home runs, eight RBIs, and 12 runs during the stretch.
- Senior Chris Whelan is on a career-long and team-best 19-game on-base streak. Whelan's 31 walks rank second in the Big Ten, while the Hawkeyes' 180 base-on-balls are the fourth-most in the conference. Iowa's .367 on-base percentage ranks third in the Big Ten.
- Junior outfielder Ben Norman is the only Hawkeye to start all 39 games.
- Norman leads Iowa with 30 RBIs and is the only Hawkeye with four or more 3+ RBI games.
- Redshirt freshman Connor McCaffery hit his first career home run in Iowa's 3-2 loss to Nebraska in the series finale. Nine Hawkeyes have homered this season.

SCOUTING OHIO STATE

- Ohio State is 23-18 overall and 6-6 in league play to sit eighth in the Big Ten standings. The Buckeyes are 7-3 in their last 10 games with series wins over No. 24 Michigan and Maryland.
- Ohio State owns one of the best offenses in the Big Ten with seven players hitting .284 or better. Ohio State's .280 team batting average is the third-best in the Big Ten. Junior Dominic Canzone leads the Big Ten and ranks 67th nationally with a

.375 batting average.

- The Buckeyes also lead the conference in hits (398), rank second in home runs (44), third in slugging percentage (.437), and fourth in runs per game (5.9). Senior Brady Cherry and Canzone both have 10+ home runs, which rank top four in the Big Ten.
- On the mound, the Ohio State staff has a 4.86 ERA -- the fourth-worst in the Big Ten -- and a 1.54 WHIP, which is the third-worst in the Big Ten.
- Garrett Burhenn (5-2, 4.21 ERA) will start on Friday night for the Buckeyes with Seth Lonsway (5-3, 4.86 ERA) and Griffan Smith (4-2, 3.75 ERA) rounding out the Buckeye rotation. Smith was named Big Ten Pitcher of the Week last week after throwing a complete game with 10 strikeouts in Ohio State's 5-1 win over Maryland.

SERIES RESULTS

- Iowa leads the all-time series versus Ohio State with an 84-77-1 record.
- The Hawkeyes have won two of the last three regular-season series versus the Buckeyes, but lost the last meeting to Ohio State, 2-0, in last season's Big Ten Tournament.
- Iowa hasn't played in Columbus since losing two of three games during the 2016 season. The Hawkeyes haven't won a series at Ohio State since the 2011 season.

BIG TEN RACE

- After getting swept to start the Big Ten season, the Hawkeyes have won four straight conference series to own a 9-6 record, good fourth place in the Big Ten.
- Iowa's latest series win came against No. 30 Nebraska to knock the Huskers out of the top spot of the Big Ten.
- Indiana (9-3), Nebraska (11-4), and Michigan (8-3) own the top three spots in the Big Ten standings.
- Behind Iowa sits Minnesota (7-5), Rutgers (7-5), Illinois (6-6), Ohio State (6-6), and Maryland (6-6).

JENKS MAGIC

Senior outfielder Justin Jenkins was Iowa's hero in its 5-4 walk-off in 12 innings over Milwaukee. The Terre Haute, Indiana, native hit Iowa's first walk-off home run since Tyler Cropley's in 2018 over No. 7 Michigan to win the game. Jenkins' heroics started in the top of the 12th by preserving a 4-4 tie after making a catch in shallow center field and firing home to gun down a Milwaukee base runner at the plate to complete the inning-ending double play.

WETRICH ON A TEAR

- Over the last 11 games, senior Tanner Wetrich has been Iowa's best hitter with a .400 batting average (16-for-40) and an .800 slugging percentage (five doubles, three home runs, one triple).

TEAM COMPARISON

Below is a look at how Iowa stacks up against this week's opponent in overall statistics.

	IOWA	OSU
Overall Record	24-15	23-18
Home/Away/Neutral	15-4/7-10/2-1	11-7/8-8/4-3
Conference Record	9-6	6-6
vs. Top 30	7-2	2-1
Last 10 games	6-4	7-3

Batting Avg.	.266	.280
Runs	207	242
Hits	354	398
2B-3B-HR	65-8-21	69-11-44
RBIs	185	226

ERA	4.06	4.86
Innings	346.0	370.0
Hits	325	385
Runs-Earned	189-156	238-200
BB-K	177-330	183-366

Fielding Pct.	.966	.971
Errors	51	45
Double Plays	34	31

2019 B1G STANDINGS (As of 4/24)

Team	B1G	Pct.	Overall	Pct.
Indiana	9-3	.750	28-13	.683
Nebraska	11-4	.733	22-14	.611
Michigan	8-3	.727	28-11	.718
IOWA	9-6	.600	24-15	.615
Minnesota	7-5	.583	17-20	.459
Rutgers	7-5	.583	16-21	.432
Illinois	6-6	.500	26-13	.667
Ohio State	6-6	.500	23-18	.561
Maryland	6-6	.500	20-21	.488
Purdue	6-8	.429	14-25	.359
Northwestern	5-7	.417	17-20	.459
Michigan State	1-10	.091	11-27	.289
Penn State	1-13	.071	17-18	.486

April 26-28

Rutgers at Michigan
 Southeast Missouri at Purdue
 Minnesota at Indiana
 Maryland at Penn State
 Northwestern at Michigan State
 Iowa at Ohio State
 Illinois at Nebraska

April 30

Illinois State at Northwestern
 Illinois at Southern Illinois
 North Dakota State at Minnesota
 Western Illinois at Iowa

May 1

Rider at Rutgers
 Maryland at Villanova
 Ohio State at Miami (OH)
 Indiana State at Illinois

Milwaukee at Minnesota
 Iowa vs. Northwestern

May 3-5

Michigan State at Purdue
 Michigan at Maryland
 Rutgers at Penn State
 Indiana at Illinois
 UC Irvine at Iowa
 Ohio State at Minnesota

May 6

Nebraska at Northwestern

May 7

Villanova at Rutgers
 Towson at Maryland
 Michigan State at Michigan
 Ball State at Purdue
 Indiana at Kentucky



UNIVERSITY QUICK FACTS

Location: _____ Iowa City, Iowa
Enrollment: _____ 33,564
Founded: _____ 1847
Nickname: _____ Hawkeyes
Colors _____ Black and Gold
Conference: _____ Big Ten
National Affiliation _____ NCAA, Division I
President: _____ Bruce Harrelld
Director of Athletics: _____ Gary A. Barta
Baseball Secretary: _____ Kendra Wieditz
Baseball Office _____ 232 Carver-Hawkeye Arena
_____ Iowa City, Iowa 52242
_____ (319) 335-9389

BASEBALL INFORMATION

Head Coach _____ Rick Heller/6th season
Alma Mater/Year _____ Upper Iowa/1986
Associate Head Coach/RC _____ Marty Sutherland/6th season
Alma Mater/Year _____ Northern Iowa/2002
Assistant Coach/Year _____ Robin Lund/1st Season
Alma Mater/Year _____ Whitworth College/1995
Volunteer Assistant (Pitching) _____ Tom Gorzelanny
Director of Baseball Operations _____ Nic Ungs/2nd Season
Alma Mater/Year _____ Northern Iowa/2001

2018 TEAM INFORMATION

2018 Record _____ 33-20
Home _____ 20-6
Away _____ 9-10
Neutral _____ 4-4
Big Ten Record/Finish _____ 13-9/6th

2019 OUTLOOK

Letterwinners Returning/Lost _____ 19/11
Starters Returning/Lost _____ 4 + DH/4
Pitchers Returning/Lost _____ 10/5
Newcomers _____ 16

STADIUM INFORMATION

Home Facility _____ Duane Banks Field
Capacity _____ 3,000
Opened _____ 1974
Dimensions _____ 329-373-395-373-329
Surface _____ AstroTurf

MEDIA INFORMATION

Associate SID/Baseball Contact _____ James Allan
Email _____ james-allan@uiowa.edu
Cell Phone _____ (319) 530-5792
Secondary Contact _____ Shane Sturtz
Email _____ shane-sturtz@uiowa.edu
Cell Phone _____ (319) 541-0119
Athletic Communications Phone _____ (319) 335-9411
Athletic Communications Fax _____ (319) 335-9417
Press Box Phone _____ (319) 335-9520
Website _____ hawkeyesports.com
Twitter _____ @UIBaseball
Facebook: _____ facebook.com/iowabaseball
Instagram: _____ UIBaseball

• In Wetrich's career-high 11-game hitting streak, he has recorded five multi-hit games.

• Wetrich's .491 slugging percentage leads the team and his two triples are tied for the second-most in the Big Ten.

• The Moberly, Missouri, native has also shown off his speed, swiping nine bags in 11 attempts, which is tied for the team lead.

BACK AT THE TOP

• Senior Chris Whelan had seen his name appear in five different spots in the Hawkeyes' batting order before returning to the top of the lineup April 2 against Clarke. Whelan was Iowa's primary leadoff hitter in 2018.

• In 13 games since returning to the leadoff role, Whelan is hitting .391 (18-for-46) with a .548 on-base percentage, both of which lead the team. Whelan was hitting .210 (13-for-62) with a .430 OBP in 25 games not in the leadoff spot.

• Whelan's batting average has risen 91 points since March 26 when his average dipped to a season-low .200.

• The Hawkeyes are 8-5 since Whelan's return to the leadoff role and Iowa has averaged 6.2 runs in those games, compared to 4.9 when he was not batting leadoff.

• Whelan does not rank among qualified hitters (3.0 AB per game), but leads the team in walks (31), hit-by-pitches (11), and on-base percentage (.484).

• The Naperville, Illinois, native is tied for the second most runs scored (13) in the Big Ten with teammate Ben Norman.

LEONARD NAMED TO NCBWA STOPPER OF THE YEAR MIDSEASON LIST

• Redshirt junior Grant Leonard has relished in Iowa's closer role, going a perfect 9-for-9 in save opportunities, to earn a spot on the NCBWA Stopper of the Year Midseason List.

• The junior right-hander has a team-leading nine saves, which are the second-most in the Big Ten and tied for the 15th-most in the nation.

• Leonard's nine saves this season are tied for the third

most in a single season in school history and his 11 career saves are tied for eighth in the Iowa record books.

• Leonard has not allowed a run since taking the loss against Indiana on March 22. Leonard's scoreless innings streak is up to 12 innings and his ERA sits at 1.29 in 18 appearances.

• The Mokena, Illinois, native has walked only one batter in his last seven appearances, while striking out 13 batters. Leonard's strikeout-to-walk ratio is 3.1 with 25 strikeouts and eight walks.

• Leonard has been Iowa's high leverage guy, allowing only nine of 21 inherited runners to score this season.

IOWA SINGLE-SEASON SAVES

1. Kevin Lee (2010)	13
2. Tim Gudex (2006)	10
3. Mike Schurz (2007)	9
Kurt Belger (1995)	9
Grant Leonard (2019)	9

IOWA CAREER SAVES

1. Kurt Belger (1993-97)	22
2. Tim Gudex (2004-06)	20
3. Reed Pawelk (2000-03)	18
4. Nick Hibbing (2012-15)	17
5. Kevin Lee (2008-11)	14
6. Josh Martsching (2013-17)	13
7. Mike Schurz (2007-09)	12
8. Zach Daniels (2016-18)	11
Grant Leonard (2017-pres.)	11

NOW THAT'S A 2-OUT RALLY

During Iowa's 17-9 victory over Nebraska on April 20, the Hawkeyes scored eight runs in the fifth inning and five more in the sixth -- all with two outs. Iowa had 16 two-out RBIs in the game, hit .565 with two outs, and had a .529 average with runners in scoring position in the game.

• The eight-run inning was Iowa's largest of the season and the 17 total runs were the most scored in a Big Ten game since beating Purdue, 17-5, on May 17, 2014.

2019 BIG OVERALL STATS (As of 4/24)

Batting Average

1. Michigan	.288
2. Illinois	.282
3. Ohio State	.280
4. IOWA	.266

ERA

1. Michigan	3.21
2. Indiana	3.35
3. Illinois	3.51
6. IOWA	4.06

Fielding Percentage

1. Illinois	.981
2. Michigan	.975
3. Ohio State	.971
7. IOWA	.966

2019 BIG-ONLY OVERALL STATS (As of 4/24)

Batting Average

1. Michigan	.297
2. Ohio State	.282
3. Northwestern	.278
7. IOWA	.258

ERA

1. Rutgers	2.61
2. Nebraska	2.70
3. Indiana	2.72
7. IOWA	4.44

Fielding Percentage

1. Illinois	.986
2. Michigan	.983
3. Indiana	.979
7. IOWA	.968



2019 WEEKEND IN STATS

SERIES	W-L	AVG	R	BATTING							PITCHING					FIELDING			
				H	2B	3B	HR	RBI	BB-SO	SB-A	ERA	IP	H	R-ER	BB-SO	BAA	PO-A	E	FLD%
at Diamond 9	2-1	.283	22	30	10	1	3	19	25-20	4-4	2.77	26.0	10	8-8	20-41	.114	78-18	5	.950
at Hawaii	2-2	.245	24	35	5	0	2	22	24-40	13-16	6.31	35.2	37	27-25	28-24	.266	107-41	4	.974
at Oklahoma State	2-1	.245	12	25	3	1	1	11	11-26	0-1	2.70	26.2	16	11-8	18-31	.188	80-30	3	.973
at Evansville	1-2	.270	19	30	8	0	3	18	14-22	3-3	3.60	25.0	29	16-10	9-19	.290	75-30	5	.955
vs. Cal State-Northridge	2-1	.274	13	29	4	1	1	12	11-25	4-5	4.00	27.0	23	13-12	12-26	.230	81-40	4	.968
at Indiana	0-3	.219	4	21	1	0	1	3	5-34	0-2	7.66	24.2	30	23-21	13-31	.300	74-18	3	.968
vs. Illinois	3-0	.239	13	22	3	1	0	12	20-24	3-4	2.00	27.0	26	6-6	10-20	.255	81-35	3	.975
vs. Rutgers	2-1	.268	18	26	7	0	2	18	13-21	4-4	4.67	27.0	36	21-14	12-27	.316	81-34	5	.958
at Purdue	2-1	.263	21	25	5	0	2	17	19-17	2-5	4.85	26.0	28	16-14	13-14	.286	78-38	1	.991
vs. Nebraska	2-1	.296	22	32	5	1	3	21	8-17	1-1	3.33	27.0	22	14-10	9-25	.212	81-32	6	.950
at Ohio State																			
vs. UC Irvine																			
vs. Michigan State																			
at Maryland																			
Midweek	6-2	.287	39	79	14	3	3	32	30-53	10-12	3.41	74.0	68	34-28	33-72	.251	222-79	12	.962

MARTIN MASH

- Junior Austin Martin leads Iowa in batting average (.324), hits (45), on-base percentage (.400) among qualified hitters (3.0 AB per game).
- Martin is also tied for the team lead in doubles (8), second in total bases (61), and RBIs (25), and third in home runs (3)
- Martin's .339 batting average is 14th in the conference and tops amongst Big Ten catchers.
- Martin became the second Hawkeye to record four hits in a game this season in Iowa's loss to Illinois State on April 3. The catcher went 4-for-5 with a double and three singles. Redshirt Tanner Padgett racked up four hits in Iowa's series finale against Hawaii on February 24, and senior Chris Whelan had four hits against Nebraska on April 20.

COLE MCDONALD IN THE BIG TEN

- In five Big Ten starts, Friday night starter Cole McDonald is 2-0 with a 2.59 ERA, striking out 29 in 31 1/3 innings. The 29 strikeouts are tied for eighth in Big Ten only games.
- McDonald has registered four quality starts in conference action.
- The senior from New Hampton, Iowa, went 1-3 in five nonconference starts with a 5.47 ERA.
- In nine total starts this season, McDonald's ERA sits at a season-best 3.86 ERA with a team-leading 50 strikeouts.

JUNIOR GRANT JUDKINS...

- ranks third in the Big Ten with a 1.88 ERA.
- has posted six quality starts (vs. Marshall, vs. CSUN, at Indiana, vs. Illinois, at Purdue, vs. No. 30 Nebraska) in nine chances.
- has allowed three or more runs only twice in 10 starts.
- pitched five or more innings in all 10 starts along with four starts of seven or more innings.
- ranks third in the Big Ten, allowing 6.50 hits per nine innings.
- owns a .203 batting average against, which is the best amongst Iowa's starting pitchers.

SOPHOMORE CAM BAUMANN...

- has posted all three of his wins in Big Ten play, going 3-1 with a 5.11 ERA in five league starts.

- has two quality starts in wins over Illinois and Rutgers.
- has two games with seven or more strikeouts -- vs. Cal State Northridge (8) and Nebraska (7).

INNING BY INNING

The Hawkeyes are...

- 14-6 in games decided by two runs or less.
- 12-1 when scoring first.
- 6-0 when scoring 10+ runs.
- 14-2 when leading after six innings and 5-13 when trailing after six innings.

OFFENSIVELY SPEAKING

- Iowa's offensive approach has produced the third-best on-base percentage in the conference (.369).
- Iowa's home run count is up to 21, which is the seventh-most in the Big Ten. Ben Norman leads the team with six home runs, followed by Tanner Wetrich's five bombs.
- The Hawkeye have eclipsed 10 hits in five of the last six games, and 18 times this season. Iowa's 17 hits and 17 runs versus No. 30 Nebraska were the second-most in a game this season. Iowa's season highs in runs (18) and hits (19) came against Evansville.
- Junior Zeb Adreon tied a school record, roping three doubles in the game one victory at Evansville. Chris Whelan and Adreon both have three-double games this season, which are tied for the most by a Big Ten player this season.

ON THE BUMP

- Iowa's 4.06 ERA ranks sixth in the Big Ten.
- Iowa ranks eighth in the Big Ten with 8.6 strikeouts per nine innings, but Iowa's 4.60 walks per nine innings rank 10th in the Big Ten. The Hawkeyes rank eighth in strikeout-to-walk ratio (1.86).
- The Hawkeye staff is allowing 8.45 hits per nine innings, which ranks sixth-best in the Big Ten.

BACK END OF THE BULLPEN

- The Hawkeye bullpen has held opposing hitters to a .247 average over 154 innings with 156 strikeouts.
- Grant Leonard has converted all nine of his saves, which leads the team and are the second-most in the Big Ten. Jason Foster, Trace Hoffman, and Trenton Wal-

2019 QUALITY STARTS LOG

Grant Judkins (5)

- vs. Marshall -- 6 IP, 0 H, 0 ER, 11 K, 0 BB
- vs. CSUN -- 8 IP, 3 H, 1 ER, 5 K, 1 BB
- at Indiana -- 6 IP, 5 H, 4 R (2 ER), 4 K, 2 BB
- vs. Illinois -- 7 IP, 6 H, 1 ER, 5 K, 1 BB
- at Purdue -- 7.2 IP, 7 H, 3 ER, 3 K, 2 BB
- vs. No. 30 Nebraska -- 7.0 IP, 3 H, 3 R (1 ER), 4 K, 0 BB

Cole McDonald (6)

- at No. 19 Oklahoma State -- 6 IP, 3 H, 1 ER, 4 K, 2 BB
- at Evansville -- 6 IP, 5 H, 1 ER, 5 K, 3 BB
- at Indiana -- 7 IP, 6 H, 2 ER, 11 K, 1 BB
- vs. Rutgers -- 6.1 IP, 7 H, 0 ER, 8 K, 3 BB
- at Purdue -- 6.0 IP, 4 H, 1 ER, 1 K, 3 BB
- vs. No. 30 Nebraska -- 6.0 IP, 6 H, 2 ER, 4 K, 2 BB

Cam Baumann (2)

- vs. Illinois -- 6 IP, 5 H, 1 ER, 4 K, 3 BB
- vs. Rutgers -- 6.1 IP, 8 H, 3 ER, 5 K, 1 BB

IOWA IN-SEASON ACCOLADES

Grant Judkins

- Big Ten Pitcher of the Week - Feb. 18
- Collegiate Baseball National Player of Week - Feb. 18
- NCBWA National Pitcher of the Week - Feb. 18



lace each have one save this season.

- Trace Hoffman (5-1, 4.07 ERA) has been one of Iowa's go-to guys out of the bullpen, leading the team with 21 appearances, which are the third-most in the Big Ten. Hoffman has 23 strikeouts in 24.1 innings to only five walks.
- Senior Shane Ritter has been effective as of late, holding hitters to a .111 batting average in his last five appearances to lower his ERA to 1.29. Ritter picked up the win in Iowa's 12-inning affair against Milwaukee.

MCCAFFERY'S DOUBLE DUTY

Redshirt freshman multi-sport athlete Connor McCaffery made his Iowa debut against Cal-State Northridge on March 16 as a pinch hitter. McCaffery made his first career start in game three of the series, finishing 3-for-4 with two doubles.

- McCaffery was a reserve guard for the Iowa men's basketball team that nearly completed a 25-point comeback win over second-seeded Tennessee on March 24, but fell in overtime in the Round of 32 of the NCAA Tournament. McCaffery finished the season averaging 4.4 points and 3.0 assists in 34 games.
- McCaffery is believed to be the first Hawkeye since the late 1980s to play both basketball and baseball at Iowa since Randy Norton (79-82), Todd Berkenpas (82-85) Tom Norman (1979), and Kurt Stange (1983-86).
- Basketball-baseball combinations are rare. A select few who have done it recently are Notre Dame's Pat Connaughton and Washington State's Mark Hendrickson as pitchers. Other notables are Chris Young (Princeton), Kenny Lofton (Arizona), and Tony Gwynn (San Diego State).

MASTERS OF THE MIDWEEK

- Iowa is 6-2 in midweek contests this season to move to 31-7 in midweek contests since the start of 2016.

DON'T COUNT 'EM OUT

The Hawkeyes have posted 13 come-from-behind victories this season, including four in walk-off fashion.

- Iowa's latest walk-off winner came off the bat of senior Justin Jenkins in the bottom of the 12th against Milwaukee. It was Jenkins' second career home run that lifted Iowa to a 5-4 win.
- Junior Zeb Adreon added his name to the list of walk-off heroes with a single in the bottom of the ninth to beat No. 30 Nebraska in game one of the series.
- Iowa battled back to beat Northern Illinois, 8-6, after trailing 3-0 through two innings and 5-3 through four.
- In two of three games against No. 23 Illinois, Iowa overcame one-run deficits to complete the sweep.
- Iowa scored four runs in the bottom of the eighth against Bradley after trailing 2-0 for the first seven inning to win 4-2.
- Junior Grant Judkins had a pinch-hit, RBI double, giving the Hawkeyes a 5-4 walk-off win over Cal-State Northridge on March 17. Iowa trailed 4-3 heading into the ninth.
- Iowa posted its second walk-off win of the season against Chicago State. Trailing 4-3 entering the ninth, Austin Martin's RBI double tied the score at four and Ben

Norman's fly ball to center field was misplayed, giving the Hawkeyes their 11th win.

- The Hawkeyes have overcome deficits to win 44 games since the start of the 2017 season and posted 11 walkoffs. Twenty-four of those victories have come with Iowa trailing or being tied entering or through seven innings. Sixteen have come in the final at-bat.

BANKS MAGIC

- The Hawkeyes are 86-23 at home since the start of the 2015 season.
- Iowa won 20 games last season, the second-most in a single-season in school history, trailing only the 22 wins in 1977.
- Iowa has 15 walk-off victories at Duane Banks Field since the start of 2015.

ON THE MEND

- Sophomore Ben Probst will miss the remainder of the season with a partial tear to his UCL. He suffered the injury at Hawaii on Feb. 23.
- Junior Hunter Lee made just two appearances before going down because of injury. He had season-ending surgery in March.
- Sophomore Jack Dreyer is out for the remainder of the season with a shoulder injury. He left his start at Hawaii after three innings.
- Sophomore Tanner Padgett re-injured his hamstring on March 20. He initially suffered the injury in the series finale at Oklahoma State.

COACHING STAFF CHANGES

Iowa welcomed Robin Lund and Tom Gorzelanny to the Hawkeye coaching staff after Desi Druschel and Joe Migliaccio accepted positions within the New York Yankees organization. Lund, who served as the volunteer hitting coach for the Northern Iowa softball program in 2018 and UNI's volunteer strength and conditioning coach under Heller in 2005-06, replaces Migliaccio as the team's hitting coach. Gorzelanny, who pitched for six MLB teams over a 12-year span, replaces Druschel as the team's volunteer pitching coach.

TEAM CAPTAINS

Three seniors -- Mitchell Boe, Cole McDonald, and Chris Whelan -- and redshirt junior Kyle Shimp were voted team captains in January. Shimp is a team captain for a second straight season.

CHAMPIONSHIP HAWKEYES

- Chris Whelan and Lorenzo Elion won a Prospect League championship with the Terre Haute Rex in 2018. The Rex defeated Kokomo, 11-3, to claim their second title in four seasons.
- Mitchell Boe led the Fond du Lac Dock Spiders to their first Northwoods League title with a 4-3 victory over Duluth.

ROSTER BREAKDOWN

- Iowa's 35-man roster features six freshmen, eight sophomores, 14 juniors, and seven seniors. Fifteen newcomers (five freshman and 10 transfers) joined

Iowa's roster this season.

- The Hawkeyes come from seven different states: 22 from Iowa, eight from Illinois, and one from Missouri, Indiana, Ohio, Kansas, and California.
- Iowa has two sets of junior college teammates. Zeb Adreon, Austin Martin, and Trace Hoffman were teammates at Southeastern CC, while Izaya Fullard, Hunter Lee, Adam Ketelsen, and Jake McLaughlin were teammates at Kirkwood CC. Junior Lorenzo Elion also played with Lee, Ketelsen, and McLaughlin at Kirkwood in 2017.
- The Hawkeyes also have two sets of teammates who played together in high school. Freshmen Brendan Sher and Duncan Davitt were teammates at Indianola, while Izaya Fullard and Connor McCaffery were teammates at Iowa City West.

#HELLERBALL

- UI head coach Rick Heller is one of nine coaches all-time to lead three different NCAA Division I teams to regional play.
- Heller recorded his 800th career win against Lehigh on March 12 at the Snowbird Classic in Florida.
- The Hawkeyes have won 30 or more games in each of Heller's five seasons as the helm of the program. It's a first for the team since winning 30 or more in seven straight seasons from 1979-85.
- Heller has led the Hawkeyes to two NCAA Regional appearances; the program had three regional appearances in its history prior to his arrival.
- Heller is fourth in school history in career wins with 197 at Iowa, including the second (41) and fifth-most (39) in school history.
- Heller led Iowa to its first Big Ten Tournament title in 2017 -- the first conference title since 1990 -- and he guided the Hawkeyes to the Big Ten Tournament title game in consecutive seasons. Iowa has advanced to the league tournament in five straight years for the first time in program history.
- Heller has coached at least one first-team All-Big Ten selection each season, and has 20 Major League Baseball Draft picks in four seasons -- the most in a five-year stretch in school history.
- Iowa had a school-record six All-Big Ten selections in 2015 and five in 2017. The Hawkeyes have had 22 All-Big Ten honorees in five seasons under Heller.
- Iowa has posted winning streaks of nine games (in 2015) and eight games (in 2017) -- the longest streaks for the program since 2012.

FOLLOW THE HAWKEYES

Iowa baseball fans can follow the Hawkeyes on Facebook @iowabaseball, Twitter @UIBaseball, and Instagram @UIBaseball in addition to coverage on hawkeyesports.com.



1 LORENZO ELION

Jr. • IF • 6-2 • 190
Chicago, Ill. • Kirkwood CC • Simeon Academy



2019 GAME-BY-GAME STATS

#1 Elion, Lorenzo - 22 games (All games)

Date	Opponent	Pos	AB	R	H	RBI	2B	3B	HR	BB	SB	CS	HBP	SAC	SF	GDP	K	PO	A	E	Avg	
Feb 15	vs George Mason	*3b	3	0	0	0	0	0	0	0	0	0	0	0	0	0	0	4	1	2	.000	
Feb 17	vs Marshall	ph/3b	2	0	0	0	0	0	0	0	0	0	0	0	0	0	1	0	0	0	.000	
Feb 22	at Hawai'i	ph/3b	2	0	1	0	0	0	0	0	0	0	0	0	0	0	1	1	1	0	.143	
Feb 23	at Hawai'i-1	*3b	2	1	0	0	0	0	0	0	0	0	0	1	0	1	1	0	1	0	.111	
Feb 24	at Hawai'i	*3b	4	0	0	1	0	0	0	0	0	0	0	0	0	0	1	1	1	0	.077	
Mar 01	at Oklahoma State-2	pr	0	1	0	0	0	0	0	0	0	0	0	0	0	0	0	0	0	0	.077	
Mar 02	at Oklahoma State	ph/dh	2	1	1	0	0	1	0	0	0	0	0	0	0	0	0	0	0	0	.133	
Mar 09	at Evansville	*3b	2	0	0	1	0	0	0	0	0	0	0	0	0	0	0	0	0	0	.118	
Mar 16	CAL STATE NORTHRI	*3b	4	2	2	0	0	0	0	0	0	0	0	0	0	0	0	1	6	0	.190	
Mar 17	CAL STATE NORTHRI	*3b	4	1	1	0	0	0	0	0	0	0	0	0	0	0	2	1	0	0	.200	
Mar 19	SIMPSON COLLEGE	*3b	3	0	0	0	0	0	0	1	0	0	0	0	0	0	0	1	3	0	.179	
Mar 20	CHICAGO STATE	*3b	4	0	2	0	0	0	0	0	0	0	0	0	0	0	1	0	3	0	.219	
Mar 22	at Indiana	*3b	3	0	0	0	0	0	0	0	0	0	0	0	0	0	2	1	0	0	.200	
Mar 23	at Indiana	*3b	2	0	0	0	0	0	0	0	0	0	0	0	0	0	2	0	0	0	.189	
Mar 24	at Indiana	*3b	1	0	1	0	0	0	0	0	0	0	0	0	0	0	0	0	0	1	.211	
Mar 26	BRADLEY	ph/3b	2	0	0	0	0	0	0	0	0	0	0	0	0	0	0	0	1	0	.200	
Mar 29	ILLINOIS	*3b	4	0	0	0	0	0	0	0	0	0	0	0	0	0	0	0	1	0	.182	
Mar 30	ILLINOIS	3b	0	0	0	0	0	0	0	0	0	0	0	0	0	0	0	0	0	0	.182	
Mar 31	ILLINOIS	*3b	4	0	0	0	0	0	0	0	0	0	0	0	0	0	2	0	0	0	.167	
Apr 02	CLARKE UNIVERSITY	*3b	3	0	1	0	0	0	0	1	0	0	0	0	0	0	0	0	0	0	.176	
Apr 03	ILLINOIS STATE	*3b	2	0	0	0	0	0	0	0	0	0	0	0	0	0	0	1	3	0	.170	
Apr 23	MILWAUKEE	ph	1	0	0	0	0	0	0	0	0	0	0	0	0	0	0	0	0	0	.167	
Totals			15gs	54	6	9	2	0	1	0	2	0	0	0	1	0	1	13	11	21	3	.167

On base pct. .196 • Slugging pct. .204

CAREER-HIGHS

AB: 6, 2X, LAST VS. COE COLLEGE, 4/11/18

H: 5 vs. COE COLLEGE, 4/11/18

R: 4 vs. COE COLLEGE, 4/11/18

2B: 1, 3X, LAST VS. PENN STATE, 5/19/18

3B: 1, 2X, LAST AT OKLAHOMA STATE, 3/2/19

HR: 2 vs. COE COLLEGE, 4/11/18

RBI: 6 vs. COE COLLEGE, 4/11/18

BB: 1, 6X, LAST VS. CLARKE, 4/2/19

SB: 2 vs. OAKLAND, 2/17/18

SEASON HIGHLIGHTS

• Has team's best infield arm... has started 15 games -- all at third base... hitting .167 (9-of-54) with six runs and two RBIs... has two multi hit games (two 2-hit)... missed the Rutgers (4/5-6), Purdue (4/12-13), and Nebraska (4/19-21) series because of injury... had his first multi-hit game of the season, finishing 2-for-4 with two runs in game one against Cal State Northridge (3/16)... had a ninth-inning triple and scored the game-winning run in the series-clinching win at No. 19 Oklahoma State (3/2).

• Started 37 games last season where he hit .275 (39-of-142) with 13 runs and 27 RBIs... hit safely in 26 games and reached safely in 29 contests... became the second Hawkeye in the last decade to hit for the cycle, finishing 5-for-6 with two home runs, six RBIs, and four runs in the 16-1 win over Coe College (4/11)... the five hits tied a single-game school record... the two home runs were the first two of his career... the five hits tied for a Big Ten high last season.

CAREER STATS

YEAR	AVG.	G-GS	AB	R	H	2B	3B	HR	RBIS	BB	HBP	SO	SB-A
2018	.275	45-37	142	13	39	3	1	2	27	4	3	30	5-7
2019	.167	22-15	54	6	9	0	1	0	2	2	0	13	0-0
TOTALS	.245	67-52	196	19	48	3	2	2	29	6	3	43	5-7



2 BRENDAN SHER

Fr. • IF • 6-1 • 190
Indianola, Iowa • Indianola HS



2019 GAME-BY-GAME STATS

#2 Sher, Brendan - 17 games (All games)

Date	Opponent	Pos	AB	R	H	RBI	2B	3B	HR	BB	SB	CS	HBP	SAC	SF	GDP	K	PO	A	E	Avg
Feb 23	at Hawai'i-2	*3b	2	0	0	0	0	0	0	0	0	0	0	0	0	0	0	0	2	0	.000
Mar 09	at Evansville	ph/2b	3	0	1	1	0	0	0	0	0	0	0	0	0	0	1	0	4	0	.200
Mar 10	at Evansville-2	*3b	3	1	1	0	1	0	0	1	0	0	0	0	0	0	0	1	3	0	.250
Mar 17	CAL STATE NORTHRI	*3b	3	0	1	0	0	0	0	0	0	0	0	0	0	0	0	2	3	0	.273
Mar 19	SIMPSON COLLEGE	*ss	3	0	0	1	0	0	0	1	0	0	0	0	1	0	1	1	3	0	.214
Mar 23	at Indiana	ss	0	0	0	0	0	0	0	0	0	0	0	0	0	0	0	0	0	0	.214
Mar 24	at Indiana	3b	3	0	1	0	0	0	0	0	0	0	0	0	0	0	2	0	1	0	.235
Mar 26	BRADLEY	*ss	2	0	0	0	0	0	0	1	0	0	0	0	0	0	2	1	1	0	.211
Mar 29	ILLINOIS	ss	1	0	0	0	0	0	0	0	0	0	0	0	0	0	0	0	1	0	.200
Mar 30	ILLINOIS	*3b	3	0	0	0	0	0	0	0	0	0	0	0	0	0	1	0	1	1	.174
Apr 02	CLARKE UNIVERSITY	ss	2	0	1	0	0	0	0	0	0	0	0	0	0	0	1	2	2	0	.200
Apr 06	RUTGERS-2	ph/3b	0	0	0	0	0	0	0	1	0	0	0	0	0	0	0	0	0	0	.200
Apr 13	at Purdue-1	*3b	2	1	1	0	1	0	0	0	0	0	0	0	0	0	0	1	1	0	.222
Apr 13	at Purdue-2	ph	1	0	0	0	0	0	0	0	0	0	0	0	0	0	0	0	0	0	.214
Apr 16	NORTHERN ILLINOIS	*2b	3	1	1	0	1	0	0	1	0	0	0	0	0	0	1	1	1	0	.226
Apr 21	NEBRASKA	3b	0	0	0	0	0	0	0	0	0	0	0	0	0	0	0	0	0	0	.226
Apr 23	MILWAUKEE	*3b	5	2	3	0	1	0	0	1	0	0	0	0	0	0	0	1	3	0	.278
Totals		9gs	36	5	10	2	4	0	0	5	1	0	0	0	1	0	9	10	26	1	.278

On base pct. .357 • Slugging pct. .389

CAREER-HIGHS

AB: 5 vs. MILWAUKEE, 4/23/19

H: 3 vs. MILWAUKEE, 4/23/19

R: 2 vs. MILWAUKEE, 4/23/19

2B: 1, 4X, LAST vs. MILWAUKEE, 4/23/19

3B: --

HR: --

RBI: 1, 2X, LAST vs. SIMPSON COLLEGE, 3/19/19

BB: 1, 5X, LAST vs. NORTHERN ILLINOIS, 4/16/19

SB: 1 vs. MILWAUKEE, 4/23/19

SEASON HIGHLIGHTS

- Has started seven games -- five at third base and twice at shortstop... hitting .278 (10-for-36) with five runs and two RBIs... tallied his first career multi-hit game, finishing 3-for-5 with a double and two runs scored against Milwaukee (4/23)... singled and scored the game-tying run in the 11th... went 1-for-3 with a double and run scored at Evansville (3/10)... made his Iowa debut, starting game two at Hawaii (2/23).
- Four-time all-conference and two-time first-team all-state selection while at Indianola high school... named Iowa High School Baseball Coaches Association Player of the Year as a senior... ranked as a top-500 prospect nationally by Perfect Game... tabbed as an "Impact Freshman" in the Big Ten by D1Baseball.com.

CAREER STATS

YEAR	AVG.	G-GS	AB	R	H	2B	3B	HR	RBIS	BB	HBP	SO	SB-A
2019	.278	17-9	36	5	10	4	0	0	2	5	0	9	1-1
TOTALS	.278	17-9	36	5	10	4	0	0	2	5	0	9	1-1



5 ZEB ADREON

Jr. • OF/1B • 6-2 • 210

Pleasantville, Iowa • Southeastern CC • Pleasantville HS



2019 GAME-BY-GAME STATS

#5 Adreon, Zeb - 32 games (All games)

Date	Opponent	Pos	AB	R	H	RBI	2B	3B	HR	BB	SB	CS	HBP	SAC	SF	GDP	K	PO	A	E	Avg
Feb 15	vs George Mason	ph/of	1	0	0	0	0	0	0	0	0	0	0	0	0	0	1	0	0	0	.000
Feb 16	vs Pittsburgh	pr	1	1	0	0	0	0	0	0	0	0	0	0	0	0	1	0	0	0	.000
Feb 17	vs Marshall	ph/1b	1	0	1	1	0	0	0	1	0	0	0	0	0	0	0	3	0	0	.333
Feb 22	at Hawai'i	ph/of	1	0	0	0	0	0	1	0	0	0	0	0	0	0	1	2	0	0	.250
Feb 23	at Hawai'i-1	*of	5	2	3	1	0	0	0	0	0	0	0	0	0	0	2	2	0	0	.444
Feb 23	at Hawai'i-2	*of	4	0	1	2	0	0	0	0	0	0	0	0	0	0	2	2	0	0	.385
Feb 24	at Hawai'i	*of/1b	4	0	1	0	0	0	0	1	0	0	0	0	0	0	1	6	0	0	.353
Mar 01	at Oklahoma State-1	*1b	4	1	2	0	0	0	0	0	0	0	0	0	0	0	1	9	0	0	.381
Mar 01	at Oklahoma State-2	*1b	4	0	0	0	0	0	0	0	0	0	0	0	0	0	3	8	1	0	.320
Mar 02	at Oklahoma State	*1b/of	3	1	1	0	0	0	0	1	0	0	0	0	0	0	1	3	0	0	.321
Mar 09	at Evansville	*1b	5	2	3	4	3	0	0	1	0	0	0	0	0	0	10	0	0	0	.364
Mar 10	at Evansville-1	*1b	4	0	0	0	0	0	0	0	0	0	0	0	0	0	3	5	0	1	.324
Mar 10	at Evansville-2	ph	1	0	0	0	0	0	0	0	0	0	0	0	0	0	1	0	0	0	.316
Mar 16	CAL STATE NORTHR	*of/1b	4	0	1	1	0	0	0	0	0	0	1	0	0	0	1	3	0	0	.310
Mar 22	at Indiana	*1b	2	0	0	0	0	0	0	0	0	0	0	0	0	0	1	3	0	0	.295
Mar 23	at Indiana	*1b	3	0	0	0	0	0	0	0	0	0	0	0	0	0	2	3	0	0	.277
Mar 26	BRADLEY	pr	0	1	0	0	0	0	0	0	0	0	0	0	0	0	0	0	0	0	.277
Mar 29	ILLINOIS	1b	0	0	0	0	0	0	0	0	0	0	0	0	0	0	0	2	0	0	.277
Mar 30	ILLINOIS	1b	0	0	0	0	0	0	0	0	0	0	0	0	0	0	0	1	0	0	.277
Mar 31	ILLINOIS	*1b	3	1	1	0	1	0	0	1	0	0	0	0	0	0	1	10	0	0	.280
Apr 02	CLARKE UNIVERSITY	ph/of	1	0	1	0	0	1	0	0	0	0	0	0	0	0	0	3	0	0	.294
Apr 03	ILLINOIS STATE	1b	2	0	0	0	0	0	0	0	0	0	0	0	0	0	0	1	6	0	.283
Apr 05	RUTGERS	ph	1	0	0	0	0	0	0	0	0	0	0	0	0	0	0	0	0	0	.278
Apr 06	RUTGERS-1	*1b	3	1	3	4	2	0	0	1	0	0	0	0	0	0	0	13	0	0	.316
Apr 06	RUTGERS-2	*1b	2	0	0	0	0	0	0	0	0	0	0	0	0	0	2	7	0	1	.305
Apr 10	at Bradley	*dh	3	0	0	0	0	0	0	0	0	0	0	0	0	0	2	0	0	0	.290
Apr 12	at Purdue	pr/1b	1	1	0	0	0	0	0	0	0	0	0	0	0	0	0	3	0	0	.286
Apr 16	NORTHERN ILLINOIS	ph/of	2	1	1	0	0	0	0	0	1	1	0	0	0	0	0	0	0	0	.292
Apr 19	NEBRASKA	*dh	4	1	2	1	1	0	0	0	0	0	0	0	0	0	1	0	0	0	.304
Apr 20	NEBRASKA	ph/dh	2	1	1	0	0	0	0	1	0	0	0	0	0	0	1	0	0	0	.310
Apr 21	NEBRASKA	*dh	4	0	0	0	0	0	0	0	0	0	0	0	0	0	2	0	0	0	.293
Apr 23	MILWAUKEE	*1b	2	0	0	0	0	0	0	0	0	0	0	0	0	0	1	5	0	0	.286
Totals			18gs	77	14	22	14	7	1	0	8	0	1	2	0	0	32	109	1	2	.286

On base pct. .368 • Slugging pct. .403

CAREER HIGHS

AB: 5 AT HAWAII, 2/23/19

H: 3, 2X, LAST VS. RUTGERS, 4/6/19

R: 2, 2X, LAST AT EVANSVILLE, 3/9/19

2B: 3 AT EVANSVILLE, 3/9/19

3B: 1 VS. CLARKE, 4/2/19

HR: --

RBI: 4, 2X, LAST VS. RUTGERS, 4/6/19

BB: 1, 8X, LAST VS. NEBRASKA, 4/20/19

SB: --

SEASON HIGHLIGHTS

- Has started 18 games -- 11 at first base, three in right field, twice at designated hitter, and once in left field... hitting .286 (22-of-77) with 14 RBIs and 14 runs... has five multi-hit games (two 2-hit, three 3-hit)... had the game-winning RBI single in the bottom of the ninth inning in Iowa's 3-2 series-opening victory over No. 30 Nebraska (4/19) and finished 2-for-4 with a double and run scored in the victory... went 3-for-3 with two doubles, four RBIs, and a run scored in series-clinching victory over Rutgers (4/6)... had a pinch-hit triple in the win over Clarke (4/2)... went 3-for-5 with three doubles, four RBIs and two runs scored in series opener at Evansville (3/9)... three doubles tie a single-game school record... went 3-for-5 with two runs and an RBI at Hawaii (2/23) for his first career multi-hit game... had his first career hit against Marshall on Feb. 17.
- Junior college transfer from Southeastern CC... two-time second-team all-region honoree... four-sport (baseball, basketball, football, track) athlete at Pleasantville High School.

CAREER STATS


YEAR	AVG.	G-GS	AB	R	H	2B	3B	HR	RBIS	BB	HBP	SO	SB-A
2019	.286	32-18	77	14	22	7	1	0	14	8	2	32	0-1
TOTALS	.286	32-18	77	14	22	7	1	0	14	8	2	32	0-1



6 JUSTIN JENKINS

Jr. • OF • 5-10 • 190

Terre Haute, Ind. • Terre Haute South HS



2019 GAME-BY-GAME STATS

#6 Jenkins, Justin - 33 games (All games)

Date	Opponent	Pos	AB	R	H	RBI	2B	3B	HR	BB	SB	CS	HBP	SAC	SF	GDP	K	PO	A	E	Avg
Feb 16	vs Pittsburgh	*of	3	0	0	0	0	0	0	1	0	0	1	0	0	0	0	0	0	0	.000
Feb 17	vs Marshall	of	1	1	0	0	0	0	0	2	1	0	0	0	0	0	1	1	0	0	.000
Feb 22	at Hawai'i	*of	2	0	0	0	0	0	0	0	0	0	0	0	0	0	0	0	0	0	.000
Feb 23	at Hawai'i-1	*of	4	1	2	2	0	0	0	1	1	0	0	0	0	0	2	4	0	0	.200
Feb 23	at Hawai'i-2	*of	2	1	0	0	0	0	0	2	0	0	0	0	0	0	1	1	0	0	.167
Feb 24	at Hawai'i	*of	3	0	0	1	0	0	0	2	1	0	0	0	0	0	2	4	0	0	.133
Mar 01	at Oklahoma State-1	*of	3	0	0	0	0	0	0	0	0	0	0	0	0	0	0	1	0	0	.111
Mar 01	at Oklahoma State-2	pr/of	0	0	0	0	0	0	0	0	0	0	0	0	0	0	0	0	0	0	.111
Mar 02	at Oklahoma State	*of	2	0	0	0	0	0	0	0	0	0	0	0	0	0	1	2	0	0	.100
Mar 09	at Evansville	*of	5	0	2	0	0	0	0	1	0	0	0	0	0	0	1	3	0	0	.160
Mar 10	at Evansville-2	*of	1	0	0	0	0	0	0	0	0	0	0	1	0	0	1	0	0	0	.154
Mar 17	CAL STATE NORTHR	pr/of	0	0	0	0	0	0	0	0	1	0	0	0	0	0	0	0	0	0	.154
Mar 17	CAL STATE NORTHR	*of	4	0	1	0	0	0	0	0	0	0	0	0	0	0	3	5	0	0	.167
Mar 19	SIMPSON COLLEGE	of	1	0	0	0	0	0	0	0	0	0	0	0	0	0	0	0	0	0	.161
Mar 20	CHICAGO STATE	*of	3	1	1	0	0	0	0	1	0	0	0	0	0	0	1	2	0	0	.176
Mar 22	at Indiana	*of	2	0	1	0	0	0	0	0	0	0	0	0	0	0	1	1	0	0	.194
Mar 23	at Indiana	*of	1	0	0	0	0	0	0	0	0	0	0	0	0	0	0	2	0	0	.189
Mar 24	at Indiana	*of	3	0	2	0	0	0	0	1	0	0	0	0	0	0	1	4	0	0	.225
Mar 26	BRADLEY	*of	2	0	0	0	0	0	0	0	0	0	0	0	0	0	0	1	0	0	.214
Mar 29	ILLINOIS	*of	4	0	1	1	0	0	0	1	0	0	0	0	0	0	0	2	0	0	.217
Mar 30	ILLINOIS	*of	4	0	0	0	0	0	0	0	0	0	0	0	0	0	2	1	0	0	.200
Mar 31	ILLINOIS	of	0	0	0	0	0	0	0	0	0	0	0	0	0	0	0	0	0	0	.200
Apr 02	CLARKE UNIVERSITY	of	0	0	0	0	0	0	0	0	0	0	0	0	0	0	0	1	0	0	.200
Apr 05	RUTGERS	of	0	0	0	0	0	0	0	0	0	0	0	0	0	0	0	0	0	0	.200
Apr 06	RUTGERS-1	of	0	0	0	0	0	0	0	0	0	0	0	0	0	0	0	0	0	0	.200
Apr 06	RUTGERS-2	*of	1	0	0	0	0	0	0	0	0	0	0	0	0	0	1	0	0	0	.196
Apr 12	at Purdue	*of	4	0	2	0	0	0	0	0	0	0	1	0	1	0	0	1	0	0	.218
Apr 13	at Purdue-1	of	0	0	0	0	0	0	0	0	0	0	0	0	0	0	0	0	0	0	.218
Apr 13	at Purdue-2	of	1	0	0	0	0	0	0	0	0	0	0	0	0	0	0	1	0	0	.214
Apr 16	NORTHERN ILLINOIS	of	0	0	0	0	0	0	0	0	0	0	0	0	0	0	0	0	0	0	.214
Apr 19	NEBRASKA	pr/of	1	1	0	0	0	0	0	0	1	0	0	0	0	0	0	1	0	0	.211
Apr 20	NEBRASKA	of	1	1	0	0	0	0	0	1	0	0	0	0	0	0	1	0	0	0	.207
Apr 23	MILWAUKEE	of	2	1	1	1	0	0	1	0	0	0	0	0	0	0	1	1	1	0	.217
Totals			60	7	13	5	0	0	1	13	5	1	1	2	0	0	19	37	1	0	.217

On base pct. .365 • Slugging pct. .267

CAREER-HIGHS

AB: 5, 4X, LAST AT EVANSVILLE, 3/9/19

H: 2, 12X, LAST AT PURDUE, 4/12/19

R: 2, 5X, LAST AT NEBRASKA, 4/13/18

2B: 2 AT NEBRASKA, 4/13/18

3B: N/A

HR: 1, 2X, LAST VS. MILWAUKEE, 4/23/19

RBI: 3 VS. CORNELL COLLEGE, 2/27/18

BB: 3 VS. COE COLLEGE, 4/11/18

SB: 1, 11X, LAST VS. NEBRASKA, 4/19/19

SEASON HIGHLIGHTS

• Has started 18 games in center field... has Iowa's best outfield arm and is the Hawkeyes' best baserunner... primarily a late-inning defensive replacement... hitting .217 (13-of-60)... has four multi-hit games (four 2-hit)... hit a no-doubt, walk-off, solo home run to right field -- his first career walk-off and second career home run -- in the 12-inning victory over Milwaukee (4/23)... also had an outfield assist to gun down the Panthers' go-ahead run at the plate in the top of the 12th to complete a 8-2 double play... had two hits, finishing 2-for-4 in the series opener at Purdue (4/12)... went 2-for-3 with a walk in the series finale at Indiana (3/24)... went 2-for-4 with two RBIs in Iowa's 10-8 win at Hawaii (2/23).

• Started 45 games last season -- all in center field... hit .245 (35-of-143) with 20 RBIs and 23 runs... drew 25 walks... hit safely in 28 games and reached safely in 36 contests... had seven multi-hit games -- all two-hit contests.

CAREER STATS

YEAR	AVG.	G-GS	AB	R	H	2B	3B	HR	RBIS	BB	HBP	SO	SB-A
2017	.148	41-6	27	7	4	2	0	0	3	5	3	10	2-2
2018	.245	50-45	143	23	35	7	0	1	20	25	7	45	4-7
2019	.217	33-18	60	7	13	0	0	1	5	13	1	19	5-6
TOTALS	.226	124-69	230	37	52	9	0	2	28	43	11	74	11-15



8 LUKE FARLEY

Sr. • OF • 6-0 • 200
Denver, Iowa • Waterloo Columbus HS



2019 GAME-BY-GAME STATS

#8 Farley, Luke - 16 games (All games)

Date	Opponent	Pos	AB	R	H	RBI	2B	3B	HR	BB	SB	CS	HBP	SAC	SF	GDP	K	PO	A	E	Avg
Feb 17	vs Marshall	ph/of	1	1	0	0	0	0	0	1	0	0	0	0	0	0	0	0	0	0	.000
Feb 22	at Hawaii	of	1	0	0	0	0	0	0	0	0	0	0	0	0	0	1	0	0	0	.000
Mar 09	at Evansville	ph/of	2	0	0	0	0	0	0	0	0	0	0	0	0	0	2	1	0	0	.000
Mar 17	CAL STATE NORTHRI	*dh	3	1	0	0	0	0	0	0	0	0	0	0	0	0	1	0	0	0	.000
Mar 19	SIMPSON COLLEGE	*of	2	1	1	1	0	0	0	0	0	0	1	0	0	0	0	1	0	0	.111
Mar 23	at Indiana	ph/dh	2	0	1	0	0	0	0	0	0	0	0	0	0	0	0	0	0	0	.182
Mar 26	BRADLEY	ph/of	1	0	0	0	0	0	0	1	0	0	0	0	0	0	0	1	0	0	.167
Apr 03	ILLINOIS STATE	*dh	3	0	1	0	0	0	0	0	0	0	1	0	0	0	0	1	0	0	.200
Apr 05	RUTGERS	*dh	2	0	0	0	0	0	0	0	0	0	1	0	0	0	0	1	0	0	.176
Apr 06	RUTGERS-2	ph/of	1	0	0	0	0	0	0	1	0	0	0	0	0	0	0	0	0	0	.167
Apr 12	at Purdue	*dh	4	1	2	1	0	0	0	1	0	0	0	0	0	0	0	0	0	0	.227
Apr 13	at Purdue-1	ph	1	0	0	0	0	0	0	0	0	0	0	0	0	0	0	1	0	0	.217
Apr 13	at Purdue-2	*dh	4	0	1	1	0	0	0	0	0	0	0	0	0	0	0	1	0	0	.222
Apr 16	NORTHERN ILLINOIS	*of	2	0	1	0	0	0	0	0	0	0	0	0	0	0	0	1	1	0	.241
Apr 20	NEBRASKA	*of	2	0	0	0	0	0	0	0	0	0	0	0	0	0	0	1	1	0	.226
Apr 23	MILWAUKEE	ph	1	0	1	0	0	0	0	0	0	0	0	0	0	0	0	0	0	0	.250
Totals		8gs	32	4	8	3	0	0	4	0	0	3	0	0	0	0	11	5	0	0	.250

On base pct. .385 • Slugging pct. .250

CAREER-HIGHS

AB: 4, 3X, LAST AT PURDUE, 4/13/19
H: 2, 4X, LAST AT PURDUE, 4/12/19
R: 2, 3X, LAST VS. SAVANNAH STATE, 3/13/16
2B: 1, 6X, LAST VS. OKLAHOMA STATE, 5/5/18
3B: 1 AT ILLINOIS, 3/31/18
HR: 1 VS. MICHIGAN, 4/23/16
RBIs: 4 VS. NORTHWESTERN COLLEGE, 3/8/16
BB: 2, 2X, VS. MICHIGAN, 4/24/16
SB: 1 VS. UNLV, 3/31/17

SEASON HIGHLIGHTS

- Plays primarily as a pinch-hitter... has started eight games -- five times as the designated hitter, twice in left field, and once in right field... has scored four runs... has hit safely in four of his last six games... finished 2-for-4 with an RBI in series opener at Purdue (4/12)... went 1-for-3 with a run and RBI against Simpson College (3/19).
- Appeared in 20 games last season, making two starts -- once in left field and once as the DH... hit .167 (5-for-30) with four runs and two RBIs

CAREER STATS

YEAR	AVG.	G-GS	AB	R	H	2B	3B	HR	RBIS	BB	HBP	SO	SB-A
2016	.239	29-14	46	10	11	3	0	1	12	13	2	16	1-1
2017	.235	22-7	34	3	8	1	0	0	1	7	1	18	1-2
2018	.167	20-2	30	4	5	2	1	0	2	1	1	10	0-0
2019	.250	16-8	32	4	8	0	0	0	3	4	3	11	0-0
TOTALS	.225	87-31	142	21	32	6	1	1	18	25	7	55	2-3

Instagram: [UIBaseball](#)



Twitter: [@UIBaseball](#)



Facebook: [iowabaseball](#)

10 DEREK LIEURANCE

RS Jr. • RHP • 6-0 • 210
 Cascade, Iowa • NIACC • Cascade HS



2019 GAME-BY-GAME STATS

#10 Lieurance, Derek - 2 appearances (All games)

Date	Opponent	GS	IP	H	R	ER	BB	SO	2B	3B	HR	WP	BK	HBP	IBB	Score	W-L	Sv	ERA	NP
Feb 15	vs George Mason		0.0	0	0	0	2	0	0	0	0	0	0	0	0	2-7	0-0	0	0.00	9
Apr 03	ILLINOIS STATE		0.0	2	3	2	0	0	1	0	0	0	0	0	0	6-11	0-0	0	999.00	6
Totals		0	0.0	2	3	2	2	0	1	0	0	0	0	0	0	8-18	0-0	0	999.00	-

CAREER-HIGHS

- IP: 2.0 vs. COE COLLEGE, 4/11/18
- H: 2 vs. ILLINOIS STATE, 4/3/19
- R: 2, 3X, LAST vs. ILLINOIS STATE, 4/3/19
- ER: 2, 2X, LAST vs. ILLINOIS STATE, 4/3/19
- SO: 2, 2X, LAST vs. MISSOURI, 5/1/18
- BB: 3 AT NEBRASKA, 4/13/18

SEASON HIGHLIGHTS

- Has appeared in two games.
- Went 1-0 with a 4.26 ERA in seven appearances... had seven strikeouts in 6 1/3 innings

CAREER STATS

YEAR	ERA	W-L	APP	GS	CG	SHO	SV	IP	H	R	ER	BB	SO
2018	4.26	1-0	7	0	0	0/0	0	6.1	2	5	3	5	7
2019	99.00	0-0	2	0	0	0/0	0	0.0	2	3	2	2	0
TOTALS	7.11	1-0	9	0	0	0/0	0	6.1	4	8	5	7	7

Instagram: [UIBaseball](#)



Twitter: [@UIBaseball](#)



Facebook: [iowabaseball](#)

11 COLE MCDONALD

Sr. • RHP • 6-1 • 220
New Hampton, Iowa • New Hampton HS



2019 GAME-BY-GAME STATS

#11 McDonald, Cole - 10 appearances (All games)

Date	Opponent	GS	IP	H	R	ER	BB	SO	2B	3B	HR	WP	BK	HBP	IBB	Score	W-L	Sv	ERA	NP	
Feb 15	vs George Mason	*	4.0	5	4	4	2	4	0	1	1	1	0	0	0	2-7	0-1	0	9.00	75	
Feb 22	at Hawaii	*	3.2	7	5	5	2	4	2	1	0	0	0	0	0	1-7	0-2	0	10.57	85	
Mar 01	at Oklahoma State-1	*	6.0	3	3	1	2	4	2	0	0	0	0	2	0	4-5	0-2	0	6.59	96	
Mar 09	at Evansville	*	6.0	5	1	1	3	5	2	0	0	1	0	0	0	18-7	1-2	0	5.03	84	
Mar 16	CAL STATE NORTHRI	*	5.0	6	4	4	3	4	3	0	0	0	0	0	0	5-8	1-3	0	5.47	88	
Mar 22	at Indiana	*	7.0	6	2	2	1	11	1	0	1	2	0	0	0	2-3	1-3	0	4.83	108	
Mar 29	ILLINOIS	*	6.0	8	4	4	3	5	4	0	0	0	0	0	0	8-4	1-3	0	5.02	95	
Apr 05	RUTGERS	*	6.1	7	0	0	3	8	0	0	0	1	0	0	0	6-1	2-3	0	4.30	117	
Apr 12	at Purdue	*	6.0	4	1	1	3	1	1	1	0	1	0	0	0	10-4	3-3	0	3.96	95	
Apr 19	NEBRASKA	*	6.0	6	2	2	2	4	0	0	0	0	0	1	0	3-2	3-3	0	3.86	108	
Totals			10	56.0	57	26	24	24	50	15	3	2	6	0	3	0	59-48	3-3	0	3.86	-

CAREER-HIGHS

IP: 7.0, 3X, LAST AT INDIANA, 3/22/19

H: 8 vs. ILLINOIS, 3/29/19

R: 5, 3X, LAST AT HAWAII, 2/22/19

ER: 5, 3X, LAST AT HAWAII, 2/22/19

SO: 11 AT INDIANA, 3/22/19

BB: 4, 2X, LAST AT ILLINOIS, 4/1/18

SEASON HIGHLIGHTS

• Friday night starter... has a low 90's fastball with a sharp breaking ball/slider and excellent command... one of four team captains... named to Big Ten Preseason Honors List... rated as the 13th-best draft prospect in the Big Ten Conference and the 335th-best prospect nationally by D1Baseball.com... is 3-3 with a 3.86 ERA in 10 starts... is third in the Big Ten with 22 strikeouts looking and tied for 15th in innings (56.0)... in leagues games, leads Big Ten in strikeouts looking (16), is third in innings (31.1), tied for eighth in strikeouts (29), and 13th in ERA (2.59)... tallied his third win, allowing one run on four hits over six innings at Purdue (4/12)... notched tallied his second win, scattering seven hits and striking out eight over 6 1/3 innings against Rutgers (4/5)... notched his third quality start at Indiana (3/22), allowing two runs on six hits over seven innings... had a career-high 11 strikeouts... notched his first win and a quality start at Evansville (3/9), allowing one run on five hits over six innings, fanning five... posted his first quality start, allowing three runs (one earned) on three hits over six innings in a no-decision at No. 19 Oklahoma State (3/1).

• Went 3-2 with a 3.23 ERA in 11 starts last season... had 52 strikeouts in 55 2/3 innings... allowed two earned runs or fewer in eight of his 11 starts... went 2-0 with a 3.00 ERA in Big Ten play... ERA ranked 13th and .196 batting average against was second-best in league games.

CAREER STATS

YEAR	ERA	W-L	APP	GS	CG	SHO	SV	IP	H	R	ER	BB	SO
2016	3.33	4-1	10	8	0	0/2	0	24.1	23	9	9	6	29
2017	6.96	2-4	13	11	0	0/0	0	42.2	52	34	33	22	39
2018	3.23	3-2	11	11	0	0/0	0	55.2	52	24	20	17	52
2019	3.86	3-3	10	10	0	0/0	0	56.0	57	26	24	24	50
TOTALS	4.33	12-10	44	40	0	0/0	0	178.2	184	93	86	69	170

Instagram: [UIBaseball](#)



Twitter: [@UIBaseball](#)



Facebook: [iowabaseball](#)

12 DREW IRVINE

Fr. • RHP • 6-3 • 175
Waukee, Iowa • Waukee HS



2019 GAME-BY-GAME STATS

#12 Irvine, Drew - 12 appearances (All games)

Date	Opponent	GS	IP	H	R	ER	BB	SO	2B	3B	HR	WP	BK	HBP	IBB	Score	W-L	Sv	ERA	NP
Feb 15	vs George Mason		1.0	0	0	0	0	1	0	0	0	0	0	0	0	2-7	0-0	0	0.00	18
Feb 23	at Hawaii-2		2.0	0	0	0	2	0	0	0	0	0	0	0	0	6-4	1-0	0	0.00	23
Mar 16	CAL STATE NORTHRI		1.2	2	1	1	2	1	0	0	0	1	0	0	0	5-8	1-0	0	1.93	25
Mar 19	SIMPSON COLLEGE		1.0	0	0	0	0	0	0	0	0	0	0	0	0	7-2	1-0	0	1.59	4
Mar 22	at Indiana		1.0	1	0	0	0	0	0	0	0	0	0	0	0	2-3	1-0	0	1.35	11
Mar 23	at Indiana		2.0	4	3	3	1	1	0	1	0	0	0	1	0	1-13	1-0	0	4.15	43
Mar 29	ILLINOIS		0.2	1	0	0	0	0	0	0	0	0	0	0	0	8-4	1-0	0	3.86	6
Apr 03	ILLINOIS STATE		1.1	3	2	2	0	0	1	0	0	0	0	0	0	6-11	1-0	0	5.06	27
Apr 06	RUTGERS-2		0.2	2	2	2	0	0	0	0	1	1	0	0	0	3-15	1-0	0	6.35	15
Apr 12	at Purdue		1.0	0	1	0	1	0	0	0	0	0	0	0	0	10-4	1-0	0	5.84	24
Apr 20	NEBRASKA		0.2	3	3	2	0	0	0	0	1	0	0	0	0	17-9	1-0	0	6.92	25
Apr 23	MILWAUKEE		0.1	0	0	0	0	0	0	0	0	0	0	0	0	5-4	1-0	0	6.75	2
Totals		0	13.1	16	12	10	6	3	1	1	2	2	0	1	0	72-84	1-0	0	6.75	-

CAREER-HIGHS

IP: 2.0, 2X, LAST AT INDIANA, 3/23/19
H: 4 AT INDIANA, 3/23/19
R: 3, 2X, LAST VS. NEBRASKA, 4/20/19
ER: 3 AT INDIANA, 3/23/19
SO: 1, 3X, LAST AT INDIANA, 3/23/19
BB: 2, 2X, LAST VS. CS NORTHBRIDGE, 3/16/19

SEASON HIGHLIGHTS

- Is 1-0 with a 6.75 ERA in 12 appearances, spanning 13 1/3 innings... earned his first career win, pitching two scoreless innings at Hawaii (2/23)... made his Hawkeye debut against George Mason (2/15).
- Two-time all-state, all-district, and all-conference selection at Waukee High School... went 8-2 with a 1.27 ERA as a senior and 9-2 with a 1.13 ERA as a junior... ranked as a top-500 prospect nationally by Perfect Game.

CAREER STATS

YEAR	ERA	W-L	APP	GS	CG	SHO	SV	IP	H	R	ER	BB	SO
2019	6.75	1-0	12	0	0	0/0	0	13.1	16	12	10	6	3
TOTALS	6.75	1-0	12	0	0	0/0	0	13.1	16	12	10	6	3



13 MATT BERST

So. • C • 6-0 • 200

Cedar Rapids, Iowa • Cedar Rapids Kennedy HS



2019 GAME-BY-GAME STATS

#13 Berst, Matt - 9 games (All games)

Date	Opponent	Pos	AB	R	H	RBI	2B	3B	HR	BB	SB	CS	HBP	SAC	SF	GDP	K	PO	A	E	Avg
Feb 16	vs Pittsburgh	ph	1	0	0	0	0	0	0	0	0	0	0	0	0	0	0	0	0	0	.000
Feb 17	vs Marshall	ph/dh	3	0	1	0	1	0	0	0	0	0	0	0	0	0	1	0	0	0	.250
Feb 23	at Hawaii-1	pr/dh	1	1	0	0	0	0	0	0	1	0	0	0	0	0	1	0	0	0	.200
Feb 23	at Hawaii-2	pr	0	1	0	0	0	0	0	0	1	0	0	0	0	0	0	0	0	0	.200
Mar 01	at Oklahoma State-2	pr	0	0	0	0	0	0	0	0	0	1	0	0	0	0	0	0	0	0	.200
Mar 09	at Evansville	ph	1	0	0	0	0	0	0	0	0	0	0	0	0	0	0	0	0	0	.167
Mar 10	at Evansville-2	*c	3	0	0	0	0	0	0	0	0	0	0	0	0	0	1	7	1	0	.111
Mar 17	CAL STATE NORTHRI	c	0	1	0	0	0	0	0	1	0	0	0	0	0	0	0	1	0	0	.111
Mar 23	at Indiana	ph	1	0	0	0	0	0	0	0	0	0	0	0	0	0	0	0	0	0	.100
Totals		1gs	10	3	1	0	1	0	0	1	2	1	0	0	0	0	3	8	1	0	.100

On base pct. .182 • Slugging pct. .200

CAREER-HIGHS

AB: 3, 2X, LAST AT EVANSVILLE, 3/10/19

H: 2 vs. COE COLLEGE, 4/11/18

R: 1, 5X, LAST vs. CS NORTHRIDGE, 3/17/19

2B: 1 vs. MARSHALL, 2/17/19

3B: --

HR: --

RBI: --

BB: 1 vs. CS NORTHRIDGE, 3/17/19

SB: 1, 2X, LAST AT HAWAII, 2/23/19

SEASON HIGHLIGHTS

• Reserve catcher who is battling a shoulder injury... has started one game and appeared in nine contests, primarily as a pinch runner... hitting .100 (1-for-10) with a double... has two steals... drew a two-out walk in the ninth inning and scored the game-tying run in the come-from-behind win over Cal State Northridge (3/17).

CAREER STATS

YEAR	AVG.	G-GS	AB	R	H	2B	3B	HR	RBI	BB	HBP	SO	SB-A
2018	.222	10-3	9	2	2	0	0	0	0	0	0	5	0-0
2019	.100	9-1	10	3	1	1	0	0	0	1	0	3	2-3
TOTALS	.158	19-4	19	5	3	1	0	0	0	1	0	8	2-3

Instagram: [UIBaseball](#)




Twitter: [@UIBaseball](#)



Facebook: [iowabaseball](#)

14 BRAYDEN FRAZIER

Fr. • IF/C • 6-0 • 195
Cedar Rapids, Iowa • Cedar Rapids Jefferson HS



2019 GAME-BY-GAME STATS

CAREER-HIGHS

AB: --
H: --
R: --
2B: --
3B: --
HR: --
RBIs: --
BB: --
SB: --

SEASON HIGHLIGHTS

• Transitioned to being a catcher in the fall... two-time second-team all-state, two-time all-district, and two-time all-conference honoree at Cedar Rapids Jefferson High School...rated as the 440th-best prospect nationally by Perfect Game... ranked as the No. 6 Player in the state of Iowa by Prep Baseball Report.

CAREER STATS

YEAR	AVG.	G-GS	AB	R	H	2B	3B	HR	RBIS	BB	HBP	SO	SB-A
2019	--	--	--	--	--	--	--	--	--	--	--	--	--
TOTALS	--	--	--	--	--	--	--	--	--	--	--	--	--

Instagram: [UIBaseball](#)




Twitter: [@UIBaseball](#)



Facebook: [iowabaseball](#)

17 CLAYTON NETTLETON

Fr. • RHP • 6-2 • 220
Davenport, Iowa • Davenport HS



2019 GAME-BY-GAME STATS

#17 Nettleton, Clayton - 7 appearances (All games)

Date	Opponent	GS	IP	H	R	ER	BB	SO	2B	3B	HR	WP	BK	HBP	IBB	Score	W-L	Sv	ERA	NP
Feb 22	at Hawaii		1.0	0	0	0	1	1	0	0	0	1	0	0	0	1-7	0-0	0	0.00	17
Mar 09	at Evansville		2.0	0	0	0	0	2	0	0	0	0	0	0	0	18-7	0-0	0	0.00	20
Mar 19	SIMPSON COLLEGE	*	3.0	0	1	1	2	1	0	0	0	1	0	3	0	7-2	0-0	0	1.50	55
Apr 02	CLARKE UNIVERSITY		1.0	2	1	1	0	1	1	1	0	0	0	0	0	3-2	0-0	0	2.57	20
Apr 06	RUTGERS-2		0.2	1	1	1	3	1	0	0	0	0	0	0	0	3-15	0-0	0	3.52	22
Apr 10	at Bradley		1.0	0	0	0	1	2	0	0	0	0	0	0	0	1-3	0-0	0	3.12	22
Apr 23	MILWAUKEE		2.0	1	0	0	0	2	0	0	0	0	0	0	0	5-4	0-0	0	2.53	22
Totals		1	10.2	4	3	3	7	10	1	1	0	2	0	3	0	38-40	0-0	0	2.53	-

CAREER-HIGHS

IP: 3.0 vs. SIMPSON COLLEGE, 3/19/19

H: 2 vs. CLARKE, 4/2/19

R: 1, 3X, LAST vs. RUTGERS, 4/6/19

ER: 1, 3X, LAST vs. RUTGERS, 4/6/19

SO: 2, 2X, LAST vs. MILWAUKEE, 4/23/19

BB: 3 vs. RUTGERS, 4/6/19

SEASON HIGHLIGHTS

• Is 0-0 with a 2.53 ERA in seven appearances, including one start... has 10 strikeouts in 10 2/3 innings... pitched two innings, allowing one hit and fanning two against Milwaukee (4/23)... made his first career start against Simpson College (3/19), allowing one run without allowing a hit over three innings... tossed two scoreless innings, fanning two at Evansville (3/9)... made his Iowa debut Feb. 22 at Hawaii.

• Tabbed as an "Impact Freshman" by D1Baseball.com... rated as No. 245-best prospect nationally by Perfect Game... first-team all-state, all-district, and all-conference as a senior after going 5-2 with a 1.80 ERA with 103 strikeouts.

CAREER STATS

YEAR	ERA	W-L	APP	GS	CG	SHO	SV	IP	H	R	ER	BB	SO
2019	2.53	0-0	7	1	0	0/0	0	10.2	4	3	3	7	10
TOTALS	2.53	0-0	7	1	0	0/0	0	10.2	4	3	3	7	10



18 SHANE RITTER

Sr. • RHP • 6-4 • 200
Plainfield, Ill. • Plainfield South HS



2019 GAME-BY-GAME STATS

#18 Ritter, Shane - 11 appearances (All games)

Date	Opponent	GS	IP	H	R	ER	BB	SO	2B	3B	HR	WP	BK	HBP	IBB	Score	W-L	Sv	ERA	NP
Feb 16	vs Pittsburgh		1.1	0	0	0	2	2	0	0	0	0	0	1	0	10-1	0-0	0	0.00	27
Feb 24	at Hawaii		0.2	0	0	0	0	0	0	0	0	0	0	0	0	7-8	0-0	0	0.00	6
Mar 02	at Oklahoma State		0.0	0	0	0	1	0	0	0	0	0	0	0	0	3-2	0-0	0	0.00	6
Mar 19	SIMPSON COLLEGE		0.0	0	0	0	2	0	0	0	0	0	0	0	0	7-2	0-0	0	0.00	11
Apr 02	CLARKE UNIVERSITY		1.0	0	0	0	0	1	0	0	0	0	0	0	0	3-2	0-0	0	0.00	9
Apr 03	ILLINOIS STATE		0.2	0	0	0	2	0	0	0	0	0	0	0	0	6-11	0-0	0	0.00	16
Apr 06	RUTGERS-2		0.1	0	0	0	0	1	0	0	0	0	0	0	0	3-15	0-0	0	0.00	5
Apr 13	at Purdue-1		1.0	1	0	0	0	0	0	0	0	0	0	0	0	5-9	0-0	0	0.00	12
Apr 16	NORTHERN ILLINOIS		1.0	0	0	0	0	1	0	0	0	0	0	0	0	8-6	0-0	0	0.00	9
Apr 20	NEBRASKA		0.1	0	1	1	2	1	0	0	0	0	0	0	0	17-9	0-0	0	1.42	14
Apr 23	MILWAUKEE		0.2	0	0	0	0	0	0	0	0	0	0	0	0	5-4	1-0	0	1.29	2
Totals		0	7.0	1	1	1	9	6	0	0	0	0	0	2	0	74-69	1-0	0	1.29	-

CAREER-HIGHS

IP: 4.0 vs. AIR FORCE, 4/12/16
H: 6 vs. AIR FORCE, 4/12/16
R: 4 vs. AIR FORCE, 4/12/16
ER: 4, 2X, LAST vs. MICHIGAN, 4/23/16
SO: 6 vs. AIR FORCE, 4/12/16
BB: 3, 3X, LAST vs. MISSOURI, 5/1/18

SEASON HIGHLIGHTS

- A right-handed reliever... is 1-0 with a 1.29 ERA in 11 appearances, spanning seven innings... recorded his first win, pitching 2/3 of an inning in a midweek victory over Milwaukee (4/23).
- Went 0-0 with a 8.31 ERA in 17 appearances last season

CAREER STATS

YEAR	ERA	W-L	APP	GS	CG	SHO	SV	IP	H	R	ER	BB	SO
2016	3.00	2-1	13	2	0	0/2	0	27.0	26	10	9	14	19
2017	5.33	2-2	22	1	0	0/0	5	27.0	30	16	16	22	24
2018	8.31	0-0	17	0	0	0/1	0	13.0	13	12	12	17	9
2019	1.29	1-0	11	0	0	0/0	0	7.0	1	1	1	9	6
TOTALS	4.62	5-3	63	3	0	0/3	5	74.0	70	39	38	62	58

Instagram: [UIBaseball](#)



Twitter: [@UIBaseball](#)



Facebook: [iowabaseball](#)

19 BEN PROBST

So. • RHP • 6-1 • 200
 Urbandale, Iowa • Dowling Catholic HS



2019 GAME-BY-GAME STATS

#19 Probst, Ben - 2 appearances (All games)

Date	Opponent	GS	IP	H	R	ER	BB	SO	2B	3B	HR	WP	BK	HBP	IBB	Score	W-L	Sv	ERA	NP
Feb 16	vs Pittsburgh		1.2	1	1	1	2	2	0	0	1	0	0	0	0	10-1	0-0	0	5.40	37
Feb 23	at Hawaii-2		1.1	0	1	1	0	0	0	0	0	0	0	1	0	6-4	0-0	0	6.00	23
Totals		0	3.0	1	2	2	2	2	0	0	1	0	0	1	0	16-5	0-0	0	6.00	-

CAREER-HIGHS

IP: 2.1 vs. MISSOURI, 5/1/18
 H: 4, 3X, LAST AT NORTHWESTERN, 5/13/18
 R: 4 vs. MISSOURI, 5/1/18
 ER: 4 vs. MISSOURI, 5/1/18
 SO: 4 vs. MILWAUKEE, 4/25/18
 BB: 2, 4X, LAST vs. PITTSBURGH, 2/16/19

SEASON HIGHLIGHTS

• Will miss the remainder of the season because of injury... had season-ending surgery on March 12... went 0-0 with a 6.00 ERA in two appearances... left his final outing at Hawaii (2/23) because of injury... has a power fastball, topping out at 96... went 1-0 with a 4.35 ERA in 16 appearances last season... had 21 strikeouts in 20 2/3 innings.

CAREER STATS

YEAR	ERA	W-L	APP	GS	CG	SHO	SV	IP	H	R	ER	BB	SO
2018	4.35	1-0	16	0	0	0/1	0	20.2	25	13	10	9	21
2019	6.00	0-0	2	0	0	0/0	0	3.0	1	2	2	2	2
TOTALS	4.56	1-0	18	0	0	0/1	0	23.2	26	15	12	11	23



22 TANNER PADGETT

RS So. • 1B/OF • 6-6 • 240

Wichita, Kan. • Johnson County CC • Valley Center HS



2019 GAME-BY-GAME STATS

#22 Padgett, Tanner - 16 games (All games)

Date	Opponent	Pos	AB	R	H	RBI	2B	3B	HR	BB	SB	CS	HBP	SAC	SF	GDP	K	PO	A	E	Avg
Feb 15	vs George Mason	*dh	4	0	1	1	1	0	0	0	0	0	0	0	0	0	1	0	0	0	.250
Feb 16	vs Pittsburgh	*dh	4	1	3	1	0	0	0	0	0	0	0	0	0	0	0	0	0	0	.500
Feb 17	vs Marshall	*dh	3	0	1	0	0	0	0	0	0	0	0	0	0	0	1	0	0	0	.455
Feb 22	at Hawaii	*dh	5	0	0	0	0	0	0	0	0	0	0	0	0	0	2	0	0	0	.312
Feb 23	at Hawaii-1	*dh	3	0	1	1	1	0	0	1	0	0	0	0	0	0	0	0	0	0	.316
Feb 23	at Hawaii-2	*dh	3	0	1	0	0	0	0	1	0	0	0	0	0	0	0	0	0	0	.318
Feb 24	at Hawaii	*dh	5	1	4	2	1	0	0	0	0	0	0	0	0	0	1	0	0	0	.407
Mar 01	at Oklahoma State-1	*dh	5	0	2	1	0	0	0	0	0	0	0	0	0	0	1	0	0	0	.406
Mar 01	at Oklahoma State-2	*dh	4	0	2	0	0	0	0	0	0	0	0	0	0	0	1	0	0	0	.417
Mar 02	at Oklahoma State	*dh	2	0	0	0	0	0	0	0	0	0	0	0	0	0	0	0	0	0	.395
Mar 16	CAL STATE NORTHRI	ph	1	0	0	0	0	0	0	0	0	0	0	0	0	0	1	0	0	0	.385
Mar 17	CAL STATE NORTHRI	ph	0	0	0	0	0	0	0	0	0	0	1	0	0	0	0	0	0	0	.385
Apr 19	NEBRASKA	ph	1	0	0	0	0	0	0	0	0	0	0	0	0	0	1	0	0	0	.375
Apr 20	NEBRASKA	*dh	2	0	0	0	0	0	0	0	0	0	0	0	0	0	0	0	0	0	.357
Apr 21	NEBRASKA	ph	1	0	0	0	0	0	0	0	0	0	0	0	0	0	0	0	0	0	.349
Apr 23	MILWAUKEE	*dh	3	0	0	0	0	0	0	0	0	0	0	0	0	0	0	0	0	0	.326
Totals		12gs	46	2	15	6	3	0	0	2	0	0	1	0	0	0	9	0	0	0	.326

On base pct. .367 • Slugging pct. .391

CAREER-HIGHS

AB: 5, 3X, LAST AT OKLAHOMA STATE, 3/1/19

H: 4 AT HAWAII, 2/24/19

R: 1, 2X, LAST AT HAWAII, 2/24/19

2B: 1, 3X, LAST AT HAWAII, 2/24/19

3B: --

HR: --

RBI: 2 AT HAWAII, 2/24/19

BB: 1, 2X, LAST AT HAWAII, 2/23/19

SB: --

SEASON HIGHLIGHTS

- One of Iowa's top power hitters... nickname is "Sarg"... has started 12 games as Iowa's designated hitter... hitting .326 (15-of-46) with six RBIs and two runs scored... has four multi-hit games (two 2-hit, one 3-hit, one 4-hit)... returned to action and started against Nebraska (4/20)... missed series against Evansville (3/9-10), Indiana (3/22-24), Illinois (3/29-31), Rutgers (4/5-6), and Purdue (4/12-13) and was limited to pinch-hitting duties against Cal State Northridge (3/16-17) with a hamstring injury... had back-to-back two-hit games at No. 19 Oklahoma State (3/1)... had his first career multi-hit game, going 3-for-4 against Pittsburgh (2/16)... went 4-for-5 with two RBIs and a run scored at Hawaii (2/24).
- Junior college transfer from Johnson County CC... missed a majority of 2018 season with a wrist injury... first-team All-East Jayhawk Conference selection and second-team All-Region VI honoree as a designated hitter as a freshman... hit .382 with 16 home runs, 14 doubles, and 61 RBIs in 2017... his 86 hits were the most ever by a Johnson County CC freshman and second-most in a single season in school history.

CAREER STATS

YEAR	AVG.	G-GS	AB	R	H	2B	3B	HR	RBIS	BB	HBP	SO	SB-A
2019	.326	16-12	46	2	15	3	0	0	6	2	1	9	0-0
TOTALS	.326	16-12	46	2	15	3	0	0	6	2	1	9	0-0

Instagram: [UIBaseball](#)



Twitter: [@UIBaseball](#)



Facebook: [iowabaseball](#)

24 HUNTER LEE

Jr. • RHP • 6-1 • 225
Des Moines, Iowa • Kirkwood CC • Lincoln HS



2019 GAME-BY-GAME STATS

#24 Lee, Hunter - 2 appearances (All games)

Date	Opponent	GS	IP	H	R	ER	BB	SO	2B	3B	HR	WP	BK	HBP	IBB	Score	W-L	Sv	ERA	NP
Feb 22	at Hawaii		1.2	2	0	0	0	1	0	0	0	1	0	0	0	1-7	0-0	0	0.00	18
Feb 24	at Hawaii		0.2	2	1	1	1	0	0	0	0	0	0	0	0	7-8	0-1	0	3.86	15
Totals		0	2.1	4	1	1	1	1	0	0	0	1	0	0	0	8-15	0-1	0	3.86	-

CAREER-HIGHS

IP: 1.2 AT HAWAII, 2/22/19
H: 2, 2X, LAST AT HAWAII, 2/24/19
R: 1 AT HAWAII, 2/24/19
ER: 1 AT HAWAII, 2/24/19
SO: 1 AT HAWAII, 2/22/19
BB: 1 AT HAWAII, 2/24/19

SEASON HIGHLIGHTS

- Will miss the remainder of the season after undergoing surgery... went 0-1 with a 3.86 ERA in two appearances... made his Iowa debut at Hawaii (2/22).
- Junior college transfer from Kirkwood CC... went 9-2 with a 3.93 ERA over 12 appearance to help lead the team to the NJCAA World Series... had 79 strikeouts in 55 innings.

CAREER STATS

YEAR	ERA	W-L	APP	GS	CG	SHO	SV	IP	H	R	ER	BB	SO
2019	3.86	0-1	2	0	0	0/1	0	2.1	4	1	1	1	1
TOTALS	3.86	0-1	2	0	0	0/1	0	2.1	4	1	1	1	1



26 ADAM KETELSEN

Jr. • LHP • 6-3 • 195

Mt. Vernon, Iowa • Kirkwood CC • Mount Vernon HS



2019 GAME-BY-GAME STATS

#26 Ketelsen, Adam - 9 appearances (All games)

Date	Opponent	GS	IP	H	R	ER	BB	SO	2B	3B	HR	WP	BK	HBP	IBB	Score	W-L	Sv	ERA	NP
Feb 22	at Hawai'i		0.2	1	0	0	0	2	1	0	0	0	0	0	0	1-7	0-0	0	0.00	16
Feb 24	at Hawai'i		0.1	1	1	1	2	0	0	0	0	0	0	0	0	7-8	0-0	0	9.00	18
Mar 19	SIMPSON COLLEGE		2.2	1	1	1	2	2	0	0	0	0	0	0	0	7-2	0-0	0	4.91	48
Mar 23	at Indiana		2.0	1	0	0	0	5	1	0	0	0	0	0	0	1-13	0-0	0	3.18	37
Apr 02	CLARKE UNIVERSITY		0.2	1	1	1	2	0	0	0	1	0	0	0	0	3-2	0-0	0	4.26	21
Apr 03	ILLINOIS STATE		1.0	1	1	1	1	0	0	0	0	0	0	1	0	6-11	0-0	0	4.91	20
Apr 10	at Bradley		1.0	0	0	0	0	1	0	0	0	0	0	0	0	1-3	0-0	0	4.32	12
Apr 16	NORTHERN ILLINOIS		0.2	1	0	0	0	2	1	0	0	0	0	0	0	8-6	0-0	0	4.00	15
Apr 23	MILWAUKEE		1.0	1	1	0	1	0	0	0	0	1	0	1	0	5-4	0-0	0	3.60	31
Totals		0	10.0	8	5	4	8	12	3	0	1	1	0	2	0	39-56	0-0	0	3.60	-

CAREER-HIGHS

IP: 2.2 vs. SIMPSON COLLEGE, 3/19/19

H: 1, 8X, LAST vs. MILWAUKEE, 4/23/19

R: 1, 5X, LAST vs. MILWAUKEE, 4/23/19

ER: 1, 4X, LAST vs. ILLINOIS STATE, 4/3/19

SO: 5 at INDIANA, 3/23/19

BB: 2, 3X, LAST vs. CLARKE, 4/3/19

SEASON HIGHLIGHTS

- One of Iowa's only left-handed relievers in the bullpen... is 0-0 with a 3.60 ERA in nine appearances, spanning 10 innings... pitched two innings at Indiana (3/23), allowing one hit and striking out a career-high five batters... logged 2 2/3 innings against Simpson College (3/19), allowing one run on one hit and fanning two... made his Iowa debut against Hawaii (2/22)... junior college transfer from Kirkwood CC... all-regional selection as a sophomore, going 8-2 with a 2.92... started career at Winona State, but transferred after fall semester.
- Three-time all-state, four-time all-district, and three-time all-conference selection at Mount Vernon High School... posted 25 victories as a high schooler, tying the school record for career wins

CAREER STATS

YEAR	ERA	W-L	APP	GS	CG	SHO	SV	IP	H	R	ER	BB	SO
2019	3.60	0-0	9	0	0	0/0	0	10.0	8	5	4	8	12
TOTALS	3.60	0-0	9	0	0	0/0	0	10.0	8	5	4	8	12



27 JASON FOSTER

RS Sr. • RHP • 6-2 • 190
Grove City, Ohio • Wright State • Bishop Ready HS



2019 GAME-BY-GAME STATS

#27 Foster, Jason - 16 appearances (All games)

Date	Opponent	GS	IP	H	R	ER	BB	SO	2B	3B	HR	WP	BK	HBP	IBB	Score	W-L	Sv	ERA	NP
Feb 17	vs Marshall		1.0	0	0	0	0	1	0	0	0	0	0	0	0	10-0	0-0	0	0.00	11
Feb 23	at Hawai'i-1		2.0	2	1	1	0	1	1	0	1	0	0	0	0	10-8	0-0	1	3.00	24
Feb 23	at Hawai'i-2		0.0	0	0	0	1	0	0	0	0	0	0	1	0	6-4	0-0	1	3.00	5
Feb 24	at Hawai'i		0.2	0	0	0	1	1	0	0	0	0	0	1	0	7-8	0-0	1	2.45	20
Mar 01	at Oklahoma State-1		2.0	0	0	0	2	5	0	0	0	0	0	0	0	4-5	0-0	1	1.59	42
Mar 02	at Oklahoma State		0.2	0	0	0	1	1	0	0	0	0	0	0	0	3-2	0-0	1	1.42	15
Mar 16	CAL STATE NORTHRI		1.0	2	3	3	1	2	1	0	1	0	0	0	0	5-8	0-0	1	4.91	21
Mar 20	CHICAGO STATE		1.0	2	1	1	1	0	0	0	0	1	0	0	1	5-4	0-0	1	5.40	10
Mar 23	at Indiana		0.2	2	4	4	1	1	1	0	0	0	0	1	0	1-13	0-0	1	9.00	20
Apr 02	CLARKE UNIVERSITY		1.1	0	0	0	0	1	0	0	0	0	0	0	0	3-2	1-0	1	7.84	21
Apr 03	ILLINOIS STATE		2.1	2	0	0	0	1	0	0	0	0	0	0	0	6-11	1-0	1	6.39	28
Apr 06	RUTGERS-1		0.0	2	2	2	1	0	0	0	0	0	0	0	0	9-5	1-0	1	7.82	14
Apr 10	at Bradley		1.0	1	0	0	1	1	0	0	0	0	0	0	0	1-3	1-0	1	7.24	25
Apr 16	NORTHERN ILLINOIS		1.0	2	1	1	0	0	0	0	0	0	0	0	0	8-6	1-0	1	7.36	12
Apr 20	NEBRASKA		1.0	2	1	1	0	0	1	0	0	0	0	0	0	17-9	1-0	1	7.47	18
Apr 23	MILWAUKEE		1.1	0	0	0	0	0	0	0	0	0	0	0	0	5-4	1-0	1	6.88	13
Totals		0	17.0	17	13	13	10	15	4	0	2	1	0	3	1	100-92	1-0	1	6.88	-

CAREER-HIGHS

IP: 2.1 vs. ILLINOIS STATE, 4/3/19
H: 2, 7X, LAST vs. NEBRASKA, 4/20/19
R: 4 at INDIANA, 3/23/19
ER: 4 at INDIANA, 3/23/19
SO: 5 at OKLAHOMA STATE, 3/1/19
BB: 2 at OKLAHOMA STATE, 3/1/19

SEASON HIGHLIGHTS

- Is 1-0 with a 6.88 ERA in 16 appearances, spanning 17 innings... has 15 strikeouts to 10 walks... pitched a career-best 2 1/3 innings against Illinois State (4/3)... earned his first win as a Hawkeye, tossing 1 1/3 perfect innings against Clarke (4/2)... logged two shutout innings at No. 19 Oklahoma State, fanning five... made three appearances at Hawaii... tallied his first save at Hawaii (2/23), allowing one run on two hits over two innings.
- Graduate transfer from Wright State... made 39 appearances, posting a 3.40 ERA over 76 2/3 innings in 2017... helped team to three Horizon League titles, three NCAA Regionals, and two NCAA Regional Championships... spent last summer training at Driveline Baseball in Seattle.

CAREER STATS

YEAR	ERA	W-L	APP	GS	CG	SHO	SV	IP	H	R	ER	BB	SO
2019	6.88	1-0	16	0	0	0/1	1	17.0	17	13	13	10	15
TOTALS	6.88	1-0	16	0	0	0/1	1	17.0	17	13	13	10	15



30 CONNOR MCCAFFERY

RS Fr. • OF/1B • 6-6 • 205
North Liberty, Iowa • Iowa City West HS



2019 GAME-BY-GAME STATS

#30 McCaffery, Connor - 20 games (All games)

Date	Opponent	Pos	AB	R	H	RBI	2B	3B	HR	BB	SB	CS	HBP	SAC	SF	GDP	K	PO	A	E	Avg
Mar 16	CAL STATE NORTHRI	ph	1	0	0	0	0	0	0	0	0	0	0	0	0	0	1	0	0	0	.000
Mar 17	CAL STATE NORTHRI	ph	0	0	0	0	0	0	1	1	0	0	0	0	0	0	0	0	0	0	.000
Mar 17	CAL STATE NORTHRI	*of	4	0	3	0	2	0	0	0	0	0	0	0	0	0	1	2	0	0	.600
Mar 19	SIMPSON COLLEGE	*of	3	0	1	0	0	0	0	1	0	0	0	0	0	0	1	2	0	0	.500
Mar 26	BRADLEY	*of	3	0	0	0	0	0	0	1	1	0	0	0	0	0	2	1	0	0	.364
Mar 29	ILLINOIS	*of	3	0	1	0	0	0	0	1	0	0	0	0	0	0	1	0	0	1	.357
Mar 30	ILLINOIS	*of	4	1	1	0	0	0	0	0	0	0	0	0	0	0	3	2	0	0	.333
Mar 31	ILLINOIS	*of	3	0	1	0	0	0	0	1	0	1	0	0	0	0	1	3	0	0	.333
Apr 02	CLARKE UNIVERSITY	*1b/of	4	0	1	0	0	0	0	0	0	0	0	0	0	0	1	7	1	0	.320
Apr 03	ILLINOIS STATE	*of	4	0	0	0	0	0	0	0	0	0	0	0	0	0	2	2	0	1	.276
Apr 05	RUTGERS	*of	4	0	0	0	0	0	0	0	0	0	0	0	0	1	1	0	0	0	.242
Apr 06	RUTGERS-1	*of	4	1	2	0	1	0	0	0	0	0	0	0	0	0	0	3	0	0	.270
Apr 06	RUTGERS-2	*of/1b	4	0	0	1	0	0	0	0	0	0	0	0	0	0	0	2	0	1	.244
Apr 10	at Bradley	*of	3	0	0	0	0	0	0	0	0	0	0	0	0	0	2	2	0	0	.227
Apr 13	at Purdue-1	*dh	3	0	1	0	0	0	0	1	0	0	0	0	0	0	0	0	0	0	.234
Apr 13	at Purdue-2	*of	2	0	0	0	0	0	0	0	0	0	0	0	0	0	2	0	0	0	.224
Apr 19	NEBRASKA	*of	3	0	1	0	0	0	0	0	0	0	0	0	0	0	2	2	0	0	.231
Apr 20	NEBRASKA	ph	1	1	1	1	0	0	0	0	0	0	0	0	0	0	0	0	0	0	.245
Apr 21	NEBRASKA	*of	4	1	2	1	0	0	1	0	0	0	0	0	0	0	0	0	0	0	.263
Apr 23	MILWAUKEE	*of	3	0	0	0	0	0	1	0	0	0	0	0	0	0	1	2	0	0	.250
Totals			17gs	60	4	15	3	3	0	1	7	2	1	0	0	0	1	21	30	1	.250

On base pct. .328 • Slugging pct. .350

CAREER-HIGHS

AB: 4, 8X, LAST VS. NEBRASKA, 4/21/19

H: 3 VS. CS NORTHRIDGE, 3/17/19

R: 1, 4X, LAST VS. NEBRASKA, 4/21/19

2B: 2 VS. CS NORTHRIDGE, 3/17/19

3B: --

HR: 1 VS. NEBRASKA, 4/21/19

RBI: 1, 3X, LAST VS. NEBRASKA, 4/21/19

BB: 1, 7X, LAST VS. MILWAUKEE, 4/23/19

SB: 1, 2X, LAST VS. BRADLEY, 3/26/19

SEASON HIGHLIGHTS

- Has started 17 games -- 13 in right field, twice in left field, and once at first base and designated hitter... hitting .250 (15-for-60) with three doubles, one home run, and seven walks... went 2-for-4 with a solo home run -- the first of his career -- in series finale against Nebraska (4/21)... finished 2-for-4 with a double in game two against Rutgers (4/6)... went 3-for-4 with two doubles in his first career start against Cal State Northridge (3/17) on Selection Sunday... made his Iowa debut as a pinch-hitter against Cal State Northridge (3/16).
- Two-sport athlete at the University of Iowa -- baseball, men's basketball... officially joined the Iowa baseball program on March 26 following the Iowa men's basketball team's second round NCAA Tournament run... played in 34 games for a 23-12 team, averaging 4.4 points and 1.4 rebounds and had 102 assists... son of Iowa head men's basketball coach Fran McCaffery... played high school baseball and basketball with teammate Izaya Fullard.
- Draft eligible as a redshirt freshman... rated as the seventh-best draft prospect in the Big Ten and the 231st-best prospect nationally by D1Baseball.com.

CAREER STATS

YEAR	AVG.	G-GS	AB	R	H	2B	3B	HR	RBI	BB	HBP	SO	SB-A
2019	.250	20-17	60	4	15	3	0	1	3	7	0	21	2-3
TOTALS	.250	20-17	60	4	15	3	0	1	3	7	0	21	2-3



31 MATTHEW SOSA

RS Sr. • IF • 6-2 • 210

Whittier, Calif. • East Los Angeles CC • Whittier HS



2019 GAME-BY-GAME STATS

#31 Sosa, Matthew - 30 games (All games)

Date	Opponent	Pos	AB	R	H	RBI	2B	3B	HR	BB	SB	CS	HBP	SAC	SF	GDP	K	PO	A	E	Avg
Feb 16	vs Pittsburgh	*3b	3	0	1	3	0	0	0	1	0	0	0	0	1	0	0	0	0	1	.333
Feb 17	vs Marshall	*3b	3	0	1	1	0	0	0	0	0	0	0	0	0	0	1	0	2	0	.333
Feb 22	at Hawaii	*3b	1	0	0	0	0	0	0	0	0	0	1	0	0	0	1	0	0	0	.286
Feb 23	at Hawaii-1	pr/3b	1	0	0	0	0	0	0	0	0	0	0	0	0	0	0	1	1	0	.250
Feb 23	at Hawaii-2	pr/3b	1	0	0	0	0	0	0	0	0	0	0	0	0	0	1	0	1	0	.222
Feb 24	at Hawaii	3b	1	0	0	0	0	0	0	0	0	0	0	0	0	0	1	1	2	0	.200
Mar 01	at Oklahoma State-2	3b	0	0	0	0	0	0	0	0	0	0	0	0	0	0	0	0	0	0	.200
Mar 02	at Oklahoma State	3b	0	0	0	0	0	0	0	0	0	0	0	0	0	0	0	0	0	0	.200
Mar 09	at Evansville	pr/3b	4	2	2	3	0	0	1	0	1	0	0	0	0	0	0	0	1	0	.286
Mar 10	at Evansville-1	*3b	2	0	0	0	0	0	0	0	0	0	1	1	0	0	1	0	1	2	.250
Mar 17	CAL STATE NORTHRI	pr	0	0	0	0	0	0	0	0	0	0	0	0	0	0	0	0	0	0	.250
Mar 19	SIMPSON COLLEGE	*2b	3	3	2	1	1	1	1	0	0	0	0	0	0	0	1	1	0	0	.316
Mar 20	CHICAGO STATE	ph	1	0	0	0	0	0	0	0	0	0	0	0	0	0	0	0	0	0	.300
Mar 23	at Indiana	3b	1	0	0	0	0	0	0	0	0	0	0	0	0	0	1	0	0	0	.286
Mar 26	BRADLEY	*3b	2	0	0	0	0	0	0	0	0	0	0	0	0	0	1	0	2	1	.261
Mar 29	ILLINOIS	pr/3b	0	0	0	0	0	0	0	0	0	0	0	0	0	0	0	0	0	0	.261
Apr 02	CLARKE UNIVERSITY	pr/ss	0	1	0	0	0	0	0	0	0	0	0	0	0	0	0	0	0	0	.261
Apr 03	ILLINOIS STATE	*ss/3b	3	1	1	0	0	0	0	0	0	0	1	0	0	0	1	1	3	0	.269
Apr 05	RUTGERS	*3b	3	1	0	0	0	0	0	0	1	0	0	0	0	0	1	1	3	1	.241
Apr 06	RUTGERS-1	*3b	4	0	1	1	0	0	0	0	0	0	0	0	0	0	0	0	2	0	.242
Apr 06	RUTGERS-2	*3b	3	0	2	1	0	0	0	0	1	0	0	0	0	0	1	1	3	0	.278
Apr 10	at Bradley	*3b	3	0	0	0	0	0	0	0	0	0	0	0	0	0	0	1	1	1	.256
Apr 12	at Purdue	*3b	4	1	1	1	0	0	0	0	0	0	1	0	0	0	1	2	0	0	.256
Apr 13	at Purdue-1	*3b	1	0	1	0	0	0	0	0	0	0	0	0	0	0	0	0	4	0	.273
Apr 13	at Purdue-2	*3b	4	0	1	1	0	0	0	0	0	0	0	0	0	0	0	1	0	0	.271
Apr 16	NORTHERN ILLINOIS	*3b	4	0	0	0	0	0	0	0	0	0	0	0	0	0	2	0	5	0	.250
Apr 19	NEBRASKA	*3b	2	0	0	0	0	0	0	0	0	0	1	0	0	0	0	1	1	1	.241
Apr 20	NEBRASKA	*3b	5	1	1	2	1	0	0	0	0	0	0	0	0	0	1	0	6	1	.237
Apr 21	NEBRASKA	*3b	1	0	0	0	0	0	0	0	0	0	1	0	0	0	1	1	1	0	.233
Apr 23	MILWAUKEE	pr	0	0	0	0	0	0	0	0	0	0	0	0	0	0	0	0	0	0	.233
Totals		17gs	60	10	14	14	2	1	1	2	3	0	3	4	1	0	17	12	39	8	.233

On base pct. .288 • Slugging pct. .350

CAREER HIGHS

AB: 5 vs. NEBRASKA, 4/20/19

H: 2, 3X, LAST vs. RUTGERS, 4/6/19

R: 3 vs. SIMPSON COLLEGE, 3/19/19

2B: 1, 2X, LAST vs. NEBRASKA, 4/20/19

3B: 1 vs. SIMPSON COLLEGE, 3/19/19

HR: 1 at EVANSVILLE, 3/9/19

RBI: 3, 2X, LAST at EVANSVILLE, 3/9/19

BB: 1, 2X, LAST vs. SIMPSON COLLEGE, 3/19/19

SB: 1, 3X, LAST vs. RUTGERS, 4/6/19

SEASON HIGHLIGHTS

- Has started 17 games -- 15 at third base and once at second base and shortstop... hitting .233 (14-of-60) with 14 RBIs and 10 runs... went 1-for-5 with a double and two RBIs in game two win (4/20)... tallied his second two-hit game, finishing 2-for-3 with an RBI in game three against Rutgers (4/6)... finished 2-for-3 with three runs and an RBI against Simpson College (3/19), hitting a double and triple... went 2-for-4 with a home run -- an inside-the-parker -- three RBIs and two runs in series opener at Evansville (3/9)... drove in three runs, finishing 1-for-3, in his Hawkeye debut against Pittsburgh (2/16).
- Junior college transfer from East Los Angeles CC... two-time first-team All-South Coast Conference selection... hit .353 with 40 runs and 17 steals as a sophomore.

CAREER STATS

YEAR	AVG.	G-GS	AB	R	H	2B	3B	HR	RBIS	BB	HBP	SO	SB-A
2019	.233	30-17	60	10	14	2	1	1	14	2	3	17	3-3
TOTALS	.233	30-17	60	10	14	2	1	1	14	2	3	17	3-3



32 BRETT MCCLEARY

So. • C • 6-2 • 215
Iowa City, Iowa • City HS



2019 GAME-BY-GAME STATS

#32 McCleary, Brett - 18 games (All games)

Date	Opponent	Pos	AB	R	H	RBI	2B	3B	HR	BB	SB	CS	HBP	SAC	SF	GDP	K	PO	A	E	Avg
Feb 16	vs Pittsburgh	c	0	0	0	0	0	0	0	0	0	0	0	0	0	0	0	3	0	0	.000
Feb 17	vs Marshall	c	2	0	0	0	0	0	0	0	0	0	0	0	0	0	2	5	0	0	.000
Feb 22	at Hawaii	c	1	0	0	0	0	0	0	0	0	0	0	0	0	1	0	3	0	0	.000
Feb 24	at Hawaii	*c	3	0	1	0	0	0	0	0	0	0	0	0	0	0	0	3	0	0	.167
Mar 02	at Oklahoma State	ph	1	0	0	0	0	0	0	0	0	0	0	0	0	0	0	0	0	0	.143
Mar 09	at Evansville	c	2	0	0	0	0	0	0	0	0	0	0	0	0	1	0	3	0	0	.111
Mar 10	at Evansville-1	c	0	0	0	0	0	0	0	0	0	0	0	0	0	0	0	1	0	0	.111
Mar 10	at Evansville-2	c	0	0	0	0	0	0	0	0	0	0	0	0	0	0	0	0	0	0	.111
Mar 17	CAL STATE NORTHRI	c	1	0	0	0	0	0	0	0	0	0	0	0	0	0	1	1	0	0	.100
Mar 19	SIMPSON COLLEGE	*c	2	1	1	1	0	0	1	0	0	0	0	0	0	0	0	6	0	0	.167
Mar 23	at Indiana	c	1	0	1	0	0	0	0	0	0	0	0	0	0	0	0	5	0	0	.231
Apr 02	CLARKE UNIVERSITY	*c	3	0	1	0	0	0	1	0	0	0	0	0	0	0	0	9	0	0	.250
Apr 03	ILLINOIS STATE	ph	1	0	0	0	0	0	0	0	0	0	0	0	0	0	1	0	0	0	.235
Apr 06	RUTGERS-2	c	1	0	0	0	0	0	0	0	0	0	0	0	0	0	0	2	0	0	.222
Apr 10	at Bradley	c	3	0	1	0	0	0	0	0	0	0	0	0	0	0	1	6	0	1	.238
Apr 16	NORTHERN ILLINOIS	*c	4	2	2	0	0	0	0	0	0	0	0	0	0	0	0	13	0	1	.280
Apr 20	NEBRASKA	c	1	0	1	0	0	0	0	0	0	0	0	0	0	0	0	2	0	0	.308
Apr 23	MILWAUKEE	ph	1	0	0	0	0	0	0	0	0	0	0	0	0	0	0	0	0	0	.296
Totals		4gs	27	3	8	1	0	0	2	0	0	0	0	0	0	2	5	62	0	2	.296

On base pct. .345 • Slugging pct. .296

CAREER-HIGHS

AB: 4, 3X, LAST VS. NORTHERN ILLINOIS, 4/16/19

H: 2, 2X, LAST VS. NORTHERN ILLINOIS, 4/16/19

R: 2, 2X, LAST VS. NORTHERN ILLINOIS, 4/16/19

2B: --

3B: --

HR: --

RBI: 2 vs. CORNELL COLLEGE, 2/27/18

BB: 2, 2X, LAST VS. SAINT LOUIS, 3/20/18

SB: --

SEASON HIGHLIGHTS

- Reserve catcher... has started four games and appeared in 18 contests... hitting .296 (8-of-27) with three runs and one RBI.... went 2-for-4 with two runs in midweek win over Northern Illinois (4/16).
- Started nine games last season -- three at designated hitter and six behind the plate... hit .172 (5-of-29) with three runs and five RBIs.

CAREER STATS

YEAR	AVG.	G-GS	AB	R	H	2B	3B	HR	RBIS	BB	HBP	SO	SB-A
2018	.172	16-9	29	3	5	0	0	0	5	8	1	8	0-1
2019	.296	18-4	27	3	8	0	0	0	1	2	0	5	0-0
TOTALS	.232	34-13	56	6	13	0	0	0	6	10	1	13	0-1



33 JACK DREYER

So. • LHP • 6-2 • 200
Johnston, Iowa • Johnston HS



2019 GAME-BY-GAME STATS

#33 Dreyer, Jack - 2 appearances (All games)

Date	Opponent	GS	IP	H	R	ER	BB	SO	2B	3B	HR	WP	BK	HBP	IBB	Score	W-L	Sv	ERA	NP
Feb 16	vs Pittsburgh	*	5.1	2	0	0	4	10	0	0	0	0	0	0	0	10-1	1-0	0	0.00	92
Feb 23	at Hawaii-1		2.0	4	2	2	1	1	1	0	0	1	0	0	0	10-8	1-0	0	2.45	42
Totals		2	7.1	6	2	2	5	11	1	0	0	1	0	0	0	20-9	1-0	0	2.45	-

CAREER-HIGHS

IP: 6.0 vs. PENN STATE, 5/19/18
H: 4, 4X, LAST AT HAWAII, 2/23/19
R: 4 vs. MISSOURI STATE, 3/14/18
ER: 3, 2X, LAST vs. MISSOURI STATE, 3/14/18
SO: 10 vs. PITTSBURGH, 2/16/19
BB: 4 vs. PITTSBURGH, 2/16/19

SEASON HIGHLIGHTS

- Will miss the remainder of the season with a shoulder injury... was Iowa's Saturday starter to start the season... named to the Big Ten Preseason Honors List... rated as the 17th-best draft prospect in 2020 by D1Baseball.com... pitched in the Cape Cod League in the summer of 2018... went 1-0 with a 2.45 ERA in two starts... struck out a career-high 10 batters in 5 1/3 shutout innings against Pitt en route to his first win of season.
- Went 5-2 with a 3.69 ERA in 14 appearances (four starts) last season, spanning 31 2/3 innings... had 42 strikeouts to 15 walks... went 3-1 with a 2.95 ERA as a starter last season, striking out 24 batters in 18 1/3 innings.

CAREER STATS

YEAR	ERA	W-L	APP	GS	CG	SHO	SV	IP	H	R	ER	BB	SO
2018	3.69	5-2	14	4	0	0/1	0	31.2	26	18	13	15	42
2019	2.45	1-0	2	2	0	0/0	0	7.1	6	2	2	5	11
TOTALS	3.46	6-2	16	6	0	0/1	0	39.0	32	20	15	20	53

Instagram: [UIBaseball](#)



Twitter: [@UIBaseball](#)



Facebook: [iowabaseball](#)

35 CAM BAUMANN

So. • LHP • 6-2 • 197
Fairfield, Iowa • Fairfield HS



2019 GAME-BY-GAME STATS

#35 Baumann, Cam - 10 appearances (All games)

Date	Opponent	GS	IP	H	R	ER	BB	SO	2B	3B	HR	WP	BK	HBP	IBB	Score	W-L	Sv	ERA	NP
Feb 17	vs Marshall		1.0	0	0	0	0	1	0	0	0	0	0	0	0	10-0	0-0	0	0.00	7
Feb 23	at Hawaii-2	*	4.0	3	2	2	7	3	0	0	0	2	0	0	0	6-4	0-0	0	3.60	80
Mar 01	at Oklahoma State-2	*	5.0	4	4	4	3	3	3	0	0	0	0	1	0	5-4	0-0	0	5.40	91
Mar 10	at Evansville-1	*	5.0	6	4	2	1	4	2	0	0	0	0	1	0	0-6	0-1	0	4.80	85
Mar 17	CAL STATE NORTHRI	*	4.1	6	3	3	1	8	2	1	0	0	1	0	0	5-4	0-1	0	5.12	101
Mar 23	at Indiana	*	2.1	4	4	4	4	3	1	0	0	0	0	0	0	1-13	0-2	0	6.23	70
Mar 30	ILLINOIS	*	6.0	5	1	1	3	4	0	0	0	0	1	1	0	2-1	1-2	0	5.20	92
Apr 06	RUTGERS-1	*	6.1	8	3	3	1	5	2	0	1	0	0	1	0	9-5	2-2	0	5.03	104
Apr 13	at Purdue-1	*	5.0	8	4	4	1	1	0	1	1	0	0	0	0	5-9	2-2	0	5.31	89
Apr 20	NEBRASKA	*	5.0	6	3	2	1	7	2	0	2	0	0	1	0	17-9	3-2	0	5.11	86
Totals		9	44.0	50	28	25	22	39	12	2	4	2	2	5	0	60-55	3-2	0	5.11	-

CAREER-HIGHS

IP: 6.1 vs. RUTGERS, 4/6/19

H: 8, 2X, LAST AT PURDUE, 4/13/19

R: 4, 4X, LAST AT PURDUE, 4/13/19

ER: 4, 3X, LAST AT PURDUE, 4/13/19

SO: 8 vs. CS NORTHTRIDGE, 3/17/19

BB: 7 AT HAWAII, 2/23/19

SEASON HIGHLIGHTS

- Currently filling the role as Iowa's No. 2 starter... is 3-2 with a 5.11 ERA in 10 appearances (nine starts)... his three wins -- all in Big Ten play -- are tied for third in league games... made his first career start, allowing two runs on three hits over four innings at Hawaii (2/23)... pitched five innings, allowing four runs on four hits at No. 19 Oklahoma State (3/1)... logged five innings allowing four runs (two earned) on six hits at Evansville (3/10)... fanned a career-high eight batters over 4 1/3 innings vs. Cal State Northridge (3/17), allowing three runs on six hits in a no-decision... earned his first win, tossing six innings of five-hit ball against No. 23 Illinois... allowed one run and fanned four... tallied his second win, logging 6 1/3 innings, allowing three runs on eight hits and striking out five against Rutgers (4/6)... recorded his third win, allowing three runs (two earned) on six hits over five innings and fanning seven against No. 30 Nebraska (4/20).
- Pitched for the LaCrosse Loggers last summer... went 1-1 with a 7.20 ERA in 18 appearances, spanning 15 innings, as a freshman.

CAREER STATS

YEAR	ERA	W-L	APP	GS	CG	SHO	SV	IP	H	R	ER	BB	SO
2018	7.20	1-1	18	0	0	0/1	0	15.0	24	12	12	13	22
2019	5.11	3-2	10	9	0	0/1	0	44.0	50	28	25	22	39
TOTALS	5.64	4-3	28	9	0	0/2	0	59.0	74	40	37	35	61

Instagram: [UIBaseball](#)



Twitter: [@UIBaseball](#)




Facebook: [iowabaseball](#)

36 JAKE MCLAUGHLIN

Jr. • RHP • 6-5 • 230

Frankfort, Ill. • Kirkwood CC • Lincoln Way North HS



2019 GAME-BY-GAME STATS

#36 McLaughlin, Jake - 2 appearances (All games)

Date	Opponent	GS	IP	H	R	ER	BB	SO	2B	3B	HR	WP	BK	HBP	IBB	Score	W-L	Sv	ERA	NP
Mar 09	at Evansville		1.0	6	6	2	0	0	1	0	0	0	0	1	0	18-7	0-0	0	18.00	27
Apr 03	ILLINOIS STATE		1.0	3	2	0	0	0	0	1	0	0	0	0	0	6-11	0-0	0	9.00	17
Totals		0	2.0	9	8	2	0	0	1	1	0	0	0	1	0	24-18	0-0	0	9.00	-

CAREER-HIGHS

IP: 1.0, 2X, LAST VS. ILLINOIS STATE, 4/3/19

H: 6 AT EVANSVILLE, 3/9/19

R: 6 AT EVANSVILLE, 3/9/19

ER: 2 AT EVANSVILLE, 3/9/19

SO: --

BB: --

SEASON HIGHLIGHTS

- Has appeared in two games... made his Iowa debut at Evansville (3/9).
- Junior college transfer from Kirkwood CC... helped team to a NJCAA World Series Appearance.

CAREER STATS

YEAR	ERA	W-L	APP	GS	CG	SHO	SV	IP	H	R	ER	BB	SO
2019	9.00	0-0	2	0	0	0/0	0	2.0	9	8	2	0	0
TOTALS	9.00	0-0	2	0	0	0/0	0	2.0	9	8	2	0	0

Instagram: [UIBaseball](#)



Twitter: [@UIBaseball](#)



Facebook: [iowabaseball](#)

42 TRACE HOFFMAN

Jr. • RHP • 6-1 • 195

Cascade, Iowa • Southeastern CC • Cascade HS



2019 GAME-BY-GAME STATS

On base pct. .000 • Slugging pct. .000

#42 Hoffman, Trace - 21 appearances (All games)

Date	Opponent	GS	IP	H	R	ER	BB	SO	2B	3B	HR	WP	BK	HBP	IBB	Score	W-L	Sv	ERA	NP
Feb 15	vs George Mason		1.0	1	1	1	1	2	1	0	0	0	0	0	0	2-7	0-0	0	9.00	13
Feb 16	vs Pittsburgh		0.2	0	0	0	0	1	0	0	0	0	0	0	0	10-1	0-0	0	5.40	5
Feb 23	at Hawaii-1		3.2	1	0	0	0	1	0	0	0	0	0	0	0	10-8	1-0	0	1.69	23
Feb 23	at Hawaii-2		0.1	1	1	1	0	0	0	0	0	0	0	0	0	6-4	1-0	0	3.18	7
Feb 24	at Hawaii		0.1	0	0	0	0	1	0	0	0	0	0	0	0	7-8	1-0	0	3.00	6
Mar 01	at Oklahoma State-1		0.2	3	2	2	0	0	2	0	0	0	0	0	0	4-5	1-1	0	5.40	10
Mar 02	at Oklahoma State		1.0	0	0	0	0	2	0	0	0	0	0	0	0	3-2	2-1	0	4.70	14
Mar 10	at Evansville-2		1.1	0	0	0	0	1	0	0	0	0	0	1	0	1-3	2-1	0	4.00	13
Mar 16	CAL STATE NORTHRI		0.1	1	0	0	0	0	0	0	0	0	0	0	0	5-8	2-1	0	3.86	7
Mar 19	SIMPSON COLLEGE		1.1	0	0	0	0	2	0	0	0	0	0	0	0	7-2	3-1	0	3.38	16
Mar 24	at Indiana		1.0	2	3	3	1	2	0	0	0	0	0	0	0	1-7	3-1	0	5.40	25
Mar 26	BRADLEY		1.1	1	1	0	0	2	0	0	0	0	0	1	0	4-2	3-1	0	4.85	28
Mar 29	ILLINOIS		1.0	1	0	0	0	1	0	0	0	0	0	0	0	8-4	3-1	0	4.50	18
Mar 31	ILLINOIS		1.0	1	0	0	1	0	0	0	0	0	0	0	0	3-1	3-1	0	4.20	13
Apr 05	RUTGERS		2.2	2	1	1	0	4	0	0	0	0	0	0	0	6-1	3-1	1	4.08	53
Apr 10	at Bradley		1.1	1	1	1	1	0	1	0	0	0	0	0	1	1-3	3-1	1	4.26	17
Apr 13	at Purdue-1		0.2	3	2	2	1	0	0	0	0	0	0	0	1	5-9	3-1	1	5.03	20
Apr 16	NORTHERN ILLINOIS		1.0	2	0	0	0	1	0	0	0	0	0	0	0	8-6	4-1	1	4.79	13
Apr 19	NEBRASKA		1.2	0	0	0	0	2	0	0	0	0	1	0	0	3-2	5-1	1	4.43	19
Apr 21	NEBRASKA		1.0	1	0	0	0	1	0	0	0	0	0	0	0	2-3	5-1	1	4.24	9
Apr 23	MILWAUKEE		1.0	1	0	0	0	0	0	0	0	0	1	0	0	5-4	5-1	1	4.07	15
Totals		0	24.1	22	12	11	5	23	4	0	0	0	0	4	2	101-90	5-1	1	4.07	-

CAREER-HIGHS

IP: 3.2 AT HAWAII, 2/23/19

H: 3 AT OKLAHOMA STATE, 3/1/19

R: 3 AT INDIANA, 3/24/19

ER: 3 AT INDIANA, 3/24/19

SO: 4 vs. RUTGERS, 4/5/19

BB: 1, 4X, LAST AT BRADLEY, 4/6/19

SEASON HIGHLIGHTS

• A right-handed reliever... is 5-1 with a 4.07 ERA in a team-high 21 appearances, spanning 24 1/3 innings...win total is tied for fifth in the Big Ten, while his 21 appearances are tied for third-most... is tied for fourth in Big Ten only games with seven appearances ...notched his fifth win, tossing 1 2/3 innings and fanning a pair in game one win over No. 30 Nebraska (4/19)... recorded his fourth win, allowing two hits in one scoreless inning against Northern Illinois (4/16)... logged 2 2/3 innings and struck out four against Rutgers (4/5) to record his first career save... made two appearances, tossing two shutout innings in the sweep of No. 23 Illinois (3/29-31)... recorded his third win, tossing 1 1/3 innings of perfect relief against Simpson College (3/19)... notched his second win, pitching a perfect eighth with two strikeouts in the road win at No. 19 Oklahoma State (3/2)... earned his first career win, tossing 3 2/3 innings of one hit ball in relief at Hawaii (2/23).

• Junior college transfer from Southeastern CC, where he led the nation with 13 saves as a sophomore, going 3-3 with a 2.60 ERA over 34 2/3 innings... from Cascade, Iowa, the same hometown as associate head coach Marty Sutherland and junior Derek Lieurance.

CAREER STATS

YEAR	ERA	W-L	APP	GS	CG	SHO	SV	IP	H	R	ER	BB	SO
2019	4.07	5-1	21	0	0	0/0	1	21.1	20	15	13	14	28
TOTALS	4.07	5-1	21	0	0	0/0	1	21.1	20	15	13	14	28



43 GRANT LEONARD

Jr. • RHP • 5-11 • 180
Mokena, Ill • Lincoln Way HS



2019 GAME-BY-GAME STATS

#43 Leonard, Grant - 18 appearances (All games)

Date	Opponent	GS	IP	H	R	ER	BB	SO	2B	3B	HR	WP	BK	HBP	IBB	Score	W-L	Sv	ERA	NP
Feb 15	vs George Mason	1.0	0	0	0	2	0	0	0	0	0	0	0	0	1	2-7	0-0	0	0.00	10
Feb 22	at Hawaii	1.0	4	2	2	0	1	2	0	0	0	0	0	0	0	1-7	0-0	0	9.00	23
Feb 23	at Hawaii-2	1.1	0	0	0	0	1	0	0	0	0	0	0	0	0	6-4	0-0	1	5.40	14
Mar 01	at Oklahoma State-2	1.0	1	0	0	0	1	0	0	0	0	0	0	0	0	5-4	0-0	2	4.15	16
Mar 02	at Oklahoma State	1.0	1	0	0	0	2	0	0	0	0	0	0	0	0	3-2	0-0	3	3.38	17
Mar 17	CAL STATE NORTHRI	2.0	0	0	0	1	1	0	0	0	0	0	0	0	1	5-4	1-0	3	2.45	22
Mar 17	CAL STATE NORTHRI	1.0	1	0	0	0	0	0	1	0	0	0	0	0	0	3-1	1-0	4	2.16	13
Mar 22	at Indiana	0.2	1	1	1	1	1	0	0	0	0	0	0	0	0	2-3	1-1	4	3.00	22
Mar 24	at Indiana	1.0	2	0	0	1	3	0	0	0	0	0	0	0	0	1-7	1-1	4	2.70	22
Mar 26	BRADLEY	1.0	2	0	0	1	1	0	0	0	0	0	0	0	0	4-2	1-1	5	2.45	27
Mar 29	ILLINOIS	1.1	1	0	0	1	1	1	0	0	0	0	0	0	1	8-4	2-1	5	2.19	21
Mar 31	ILLINOIS	1.0	2	0	0	0	0	0	0	0	0	0	0	0	0	3-1	2-1	6	2.03	23
Apr 06	RUTGERS-1	2.2	2	0	0	0	2	0	0	0	0	0	0	0	0	9-5	2-1	7	1.69	34
Apr 10	at Bradley	0.1	1	0	0	0	1	0	0	0	0	0	0	0	0	1-3	2-1	7	1.65	9
Apr 13	at Purdue-2	1.1	0	0	0	0	3	0	0	0	1	0	0	0	0	6-3	2-1	8	1.53	19
Apr 16	NORTHERN ILLINOIS	1.0	1	0	0	0	2	0	0	0	0	0	0	0	0	8-6	2-1	9	1.45	21
Apr 21	NEBRASKA	1.0	0	0	0	0	2	0	0	0	0	0	0	0	0	2-3	2-1	9	1.37	13
Apr 23	MILWAUKEE	1.1	1	0	0	1	3	0	0	0	1	0	0	0	0	5-4	2-1	9	1.29	23
Totals		0	21.0	20	3	3	8	25	4	0	0	2	0	0	3	74-70	2-1	9	1.29	-

CAREER-HIGHS

IP: 6.0 AT WESTERN ILLINOIS, 5/15/18
H: 4, 2X, LAST AT HAWAII, 2/22/19
R: 4 vs. MISSOURI, 5/1/18
ER: 4 vs. MISSOURI, 5/1/18
SO: 6 AT WESTERN ILLINOIS, 5/15/18
BB: 2 vs. GEORGE MASON, 2/15/19

SEASON HIGHLIGHTS

- Iowa's closer... named to the NCBWA Midseason Closer of the Year List... is 2-1 with a 1.29 ERA with nine saves in nine chances... has made 18 appearances, logging 21 innings... save total is second in the Big Ten, while his 18 appearances are tied for 10th... is tied for fourth in appearances (7) and tied for fifth in saves (3) in Big Ten games... hasn't allowed a run in his last 10 appearances, spanning 12 innings, where he has 18 strikeouts to four walks ... upper 80s fastball with excellent slider... ninth save came in midweek win over Northern Illinois (4/16)... recorded his eighth save to clinch series win at Purdue (4/13) with three strikeouts in 1 1/3 innings...notched his seventh save, going 2 2/3 innings, scattering two hits and fanning two in game two against Rutgers (4/6)... earned a win and a save in series sweep of No. 23 Illinois (3/29-31)... tossed 1 1/3 innings, allowing one run in opener for his second win and got final three outs in series finale to earn his sixth save... notched his fifth save against Bradley (3/26), freezing the final batter with the bases loaded... earned his first win in game two against Cal State Northridge, logging two shutout innings (3/17)... also got the final three outs in game two of the doubleheader to tally his four save... notched saves in back-to-back games at No. 19 Oklahoma State (3/1, 3/2)... pitched 1 1/3 innings -- fanning one -- to notch his first save at Hawaii (2/23).
- Went 2-1 with a 4.64 ERA with two saves in 21 appearances last season... had 23 strikeouts in 21 1/3 innings of relief.

CAREER STATS

YEAR	ERA	W-L	APP	GS	CG	SHO	SV	IP	H	R	ER	BB	SO
2017	4.50	0-0	2	0	0	0/0	0	2.0	3	1	1	1	0
2018	4.64	2-1	21	0	0	0/0	2	21.1	29	13	11	5	23
2019	1.29	2-1	18	0	0	0/0	9	21.0	20	3	3	8	25
TOTALS	3.05	4-2	41	0	0	0/0	11	44.1	52	17	15	14	48

Instagram: [UIBaseball](#)




Twitter: [@UIBaseball](#)



Facebook: [iowabaseball](#)

44 DUNCAN DAVITT

Fr. • RHP • 6-3 • 200
Indianola, Iowa • Indianola HS



2019 GAME-BY-GAME STATS

#44 Davitt, Duncan - 13 appearances (All games)

Date	Opponent	GS	IP	H	R	ER	BB	SO	2B	3B	HR	WP	BK	HBP	IBB	Score	W-L	Sv	ERA	NP
Feb 17	vs Marshall		1.0	1	0	0	0	3	0	0	0	0	0	0	0	10-0	0-0	0	0.00	14
Feb 23	at Hawaii-1		0.1	2	5	3	2	0	1	0	0	2	0	1	0	10-8	0-0	0	20.25	27
Mar 01	at Oklahoma State-2		3.0	1	0	0	2	5	0	0	0	0	0	0	0	5-4	1-0	0	6.23	59
Mar 10	at Evansville-1		3.0	3	2	2	3	1	2	0	0	1	1	1	0	0-6	1-0	0	6.14	53
Mar 17	CAL STATE NORTHRI		2.2	2	1	0	2	3	0	0	0	0	0	1	0	5-4	1-0	0	4.50	57
Mar 20	CHICAGO STATE		3.0	1	0	0	0	2	1	0	0	0	0	0	0	5-4	1-0	0	3.46	40
Mar 26	BRADLEY	*	2.1	3	1	1	3	2	0	0	0	0	0	1	0	4-2	1-0	0	3.52	51
Apr 02	CLARKE UNIVERSITY	*	5.0	1	0	0	2	6	0	0	0	0	0	0	0	3-2	1-0	0	2.66	70
Apr 06	RUTGERS-2		2.0	3	3	1	1	3	1	0	0	2	0	0	0	3-15	1-0	0	2.82	42
Apr 10	at Bradley		1.1	2	1	1	2	2	1	0	0	0	0	0	0	1-3	1-0	0	3.04	32
Apr 13	at Purdue-1		1.1	1	3	3	3	2	0	1	0	0	0	0	0	5-9	1-1	0	3.96	37
Apr 16	NORTHERN ILLINOIS	*	3.1	7	5	4	0	4	3	0	1	1	0	0	0	8-6	1-1	0	4.76	67
Apr 23	MILWAUKEE	*	2.0	5	3	3	1	3	0	1	0	0	0	0	0	5-4	1-1	0	5.34	49
Totals		4	30.1	32	24	18	21	36	9	2	1	6	1	4	0	64-67	1-1	0	5.34	-

CAREER-HIGHS

IP: 5.0 vs. CLARKE, 4/2/19
 H: 7 vs. NORTHERN ILLINOIS, 4/16/19
 R: 5, 2X, LAST vs. NORTHERN ILLINOIS, 4/16/19
 ER: 4 vs. NORTHERN ILLINOIS, 4/16/19
 SO: 6 vs. CLARKE, 4/2/19
 BB: 3, 2X, LAST vs. BRADLEY, 3/26/19

SEASON HIGHLIGHTS

- Is 1-0 with a 5.34 ERA in 13 appearances (four starts), spanning 30 1/3 innings... has 36 strikeouts, but has issued 21 walks... went a career-long five innings against Clarke (4/2), allowing one hit and fanning six... made his first career start against Bradley (3/26), allowing one run on three hits over 2 1/3 innings... tossed three shutout innings, allowing one hit and fanning two against Chicago State (3/20)... notched his first career win at No. 19 Oklahoma State (3/1), allowing one hit and fanning five over three shutout innings... struck out the side in Hawkeye debut against Marshall (2/17), combining for the one-hit shutout.
- Tabbed as an "Impact Freshman" in the Big Ten by D1Baseball.com... named to the All-State Super team by the Iowa High School Coaches Baseball Association as a senior... went 11-1 with a 0.37 ERA, allowing 26 hits with a school-record 133 strikeouts and only 14 walks over 75 innings... ranked as a top-500 prospect nationally by Perfect Game and the No. 11 player in Iowa by Prep Baseball Report.


CAREER STATS

YEAR	ERA	W-L	APP	GS	CG	SHO	SV	IP	H	R	ER	BB	SO
2019	5.34	1-1	34	4	0	0/1	0	30.1	32	24	18	21	36
TOTALS	5.34	1-1	34	4	0	0/1	0	30.1	32	24	18	21	36



45 KYLE SHIMP

RS Jr. • LHP • 6-7 • 235
Yorkville, Ill • Yorkville HS



2019 GAME-BY-GAME STATS

#45 Shimp, Kyle - 16 appearances (All games)

Date	Opponent	GS	IP	H	R	ER	BB	SO	2B	3B	HR	WP	BK	HBP	IBB	Score	W-L	Sv	ERA	NP
Feb 15	vs George Mason		1.0	0	2	2	2	3	0	0	0	1	0	0	0	2-7	0-0	0	18.00	24
Feb 23	at Hawai'i-1		1.0	0	0	0	1	2	0	0	0	0	0	0	0	10-8	0-0	0	9.00	17
Feb 23	at Hawai'i-2		0.0	1	0	0	0	0	0	1	0	0	0	0	0	6-4	0-0	0	9.00	3
Feb 24	at Hawai'i		0.2	0	1	1	2	0	0	0	0	3	0	0	0	7-8	0-0	0	10.12	21
Mar 02	at Oklahoma State		1.0	0	0	0	0	2	0	0	0	0	0	0	0	3-2	0-0	0	7.36	10
Mar 10	at Evansville-2		1.0	1	0	0	0	1	1	0	0	0	0	1	0	1-3	0-0	0	5.79	16
Mar 16	CAL STATE NORTHRI		1.0	0	0	0	1	2	0	0	0	0	0	0	0	5-8	0-0	0	4.76	18
Mar 19	SIMPSON COLLEGE		1.0	0	0	0	1	1	0	0	0	0	0	0	0	7-2	0-0	0	4.05	17
Mar 20	CHICAGO STATE		1.0	0	0	0	1	1	0	0	0	0	0	0	0	5-4	1-0	0	3.52	20
Mar 23	at Indiana		1.0	2	2	2	1	0	0	0	1	0	0	0	0	1-13	1-0	0	5.19	27
Apr 06	RUTGERS-2		0.1	2	3	3	1	1	1	0	0	1	0	0	0	3-15	1-0	0	8.00	20
Apr 10	at Bradley		1.0	2	1	1	0	1	1	0	0	0	0	0	0	1-3	1-1	0	8.10	22
Apr 16	NORTHERN ILLINOIS		1.0	0	0	0	0	2	0	0	0	0	0	0	0	8-6	1-1	0	7.36	15
Apr 19	NEBRASKA		1.1	0	0	0	1	3	0	0	0	0	0	0	0	3-2	1-1	0	6.57	19
Apr 20	NEBRASKA		1.0	1	0	0	1	1	0	0	0	1	0	0	0	17-9	1-1	0	6.08	19
Apr 23	MILWAUKEE		0.2	2	0	0	0	1	1	0	0	0	0	0	0	5-4	1-1	0	5.79	9
Totals		0	14.0	11	9	9	12	21	4	1	1	6	0	1	0	84-98	1-1	0	5.79	-

CAREER-HIGHS

IP: 3.0 vs. MINNESOTA, 5/27/17
H: 3, 3X, LAST AT ILLINOIS, 3/31/18
R: 4 at ILLINOIS, 5/19/17
ER: 3, 5X, LAST vs. RUTGERS, 4/6/19
SO: 4 vs. LORAS COLLEGE, 3/21/18
BB: 3, 2X, LAST vs. OAKLAND, 2/17/18

SEASON HIGHLIGHTS

- One of four team captains... two-year team captain... is 1-1 with a 5.79 ERA in 16 appearances... has 21 strikeouts in 14 innings... made two scoreless appearances against Nebraska, allowing one hit and fanning four over 2 1/3 innings... earned his first win against Chicago State (3/20), tossing a hitless ninth... got out of a bases loaded, nobody out jam against Simpson College (3/19).
- Battled injury as a redshirt sophomore, missing the final two months of the season... went 0-0 with a 10.24 ERA in nine appearances with one save last season... was a freshman All-American in 2017, going 5-1 with a 3.18 ERA with 26 strikeouts in 28 1/3 innings.

CAREER STATS

YEAR	ERA	W-L	APP	GS	CG	SHO	SV	IP	H	R	ER	BB	SO
2017	3.18	5-1	18	0	0	0/0	0	28.1	18	15	10	23	26
2018	10.24	0-0	9	0	0	0/0	1	9.2	11	11	11	10	10
2019	5.79	1-1	16	0	0	0/0	0	14.0	11	9	9	12	21
TOTALS	5.19	6-2	43	0	0	0/0	1	52.0	40	35	30	45	57

Instagram: [UIBaseball](#)



Twitter: [@UIBaseball](#)



Facebook: [iowabaseball](#)

STARTING LINEUPS BY GAME

Date	Opp.	C	1B	2B	3B	SS	LF	CF	RF	DH
2/15	vs. GMU	Martin	Fullard	Boe	Elion	Wetrich	Whelan	Norman	Wallace	Padgett
2/16	vs. Pitt	Martin	Fullard	Boe	Sosa	Wetrich	Whelan	Jenkins	Norman	Padgett
2/17	vs. Marshall	Martin	Fullard	Boe	Sosa	Wetrich	Whelan	Norman	Wallace	Padgett
2/22	at Hawaii	Martin	Fullard	Boe	Sosa	Wetrich	Whelan	Jenkins	Norman	Padgett
2/23	at Hawaii	Martin	Fullard	Boe	Elion	Wetrich	Norman	Jenkins	Adreon	Padgett
2/23	at Hawaii	Martin	Fullard	Boe	Sher	Wetrich	Norman	Jenkins	Adreon	Padgett
2/24	at Hawaii	McCleary	Fullard	Boe	Elion	Wetrich	Adreon	Jenkins	Norman	Padgett
3/1	at OSU	Martin	Adreon	Boe	Fullard	Wetrich	Whelan	Jenkins	Norman	Padgett
3/1	at OSU	Martin	Adreon	Boe	Fullard	Wetrich	Whelan	Norman	Wallace	Padgett
3/2	at OSU	Martin	Adreon	Boe	Fullard	Wetrich	Whelan	Jenkins	Norman	Padgett
3/9	at UE	Martin	Adreon	Boe	Elion	Wetrich	Whelan	Jenkins	Norman	Fullard
3/9	at UE	Martin	Adreon	Boe	Sosa	Wetrich	Whelan	Norman	Wallace	Fullard
3/10	at UE	Berst	Fullard	Boe	Sher	Wetrich	Whelan	Jenkins	Norman	Martin
3/16	CSUN	Martin	Judkins	Boe	Elion	Wetrich	Whelan	Norman	Whelan	Fullard
3/17	CSUN	Martin	Fullard	Boe	Elion	Wetrich	Whelan	Norman	Wallace	Farley
3/17	CSUN	Martin	Fullard	Boe	Sher	Wetrich	McCaffery	Jenkins	Norman	Wallace
3/19	Simpson	McCleary	Judkins	Sosa	Elion	Sher	Farley	Norman	McCaffery	Martin
3/20	Chicago St.	Martin	Fullard	Boe	Elion	Wetrich	Whelan	Jenkins	Norman	Wallace
3/22	at Indiana	Martin	Adreon	Boe	Elion	Wetrich	Whelan	Jenkins	Norman	Fullard
3/23	at Indiana	Martin	Adreon	Boe	Elion	Wetrich	Wallace	Jenkins	Norman	Judkins
3/24	at Indiana	Martin	Fullard	Boe	Elion	Wetrich	Wallace	Jenkins	Norman	Whelan
3/26	Bradley	Martin	Fullard	Boe	Sosa	Sher	Norman	Jenkins	McCaffery	Whelan
3/29	Illinois	Martin	Fullard	Boe	Elion	Wetrich	Norman	Jenkins	McCaffery	Whelan
3/30	Illinois	Martin	Fullard	Boe	Sher	Wetrich	McCaffery	Jenkins	Norman	Whelan
3/31	Illinois	Martin	Adreon	Boe	Elion	Wetrich	Wallace	Norman	McCaffery	Whelan
4/2	Clarke	McCleary	McCaffery	Boe	Elion	Wetrich	Whelan	Norman	Wallace	Martin
4/3	Illinois St.	Martin	Judkins	Boe	Elion	Sosa	Whelan	Norman	McCaffery	Farley
4/5	Rutgers	Martin	Fullard	Boe	Sosa	Wetrich	Whelan	Norman	McCaffery	Farley
4/6	Rutgers	Martin	Adreon	Boe	Sosa	Wetrich	Whelan	Norman	McCaffery	Fullard
4/6	Rutgers	Martin	Adreon	Boe	Sosa	Wetrich	Whelan	Norman	McCaffery	Fullard
4/10	at Bradley	Martin	Fullard	Boe	Sosa	Wetrich	Whelan	Norman	McCaffery	Adreon
4/12	at Purdue	Martin	Fullard	Boe	Sosa	Wetrich	Whelan	Jenkins	Norman	Farley
4/13	at Purdue	Martin	Fullard	Boe	Sher	Wetrich	Whelan	Norman	Wallace	McCaffery
4/13	at Purdue	Martin	Fullard	Boe	Sosa	Wetrich	Whelan	Norman	McCaffery	Farley
4/16	N. Illinois	McCleary	Fullard	Sher	Sosa	Wetrich	Whelan	Norman	Farley	Martin
4/19	Nebraska	Martin	Fullard	Boe	Sosa	Wetrich	Whelan	Norman	McCaffery	Adreon
4/20	Nebraska	Martin	Fullard	Boe	Sosa	Wetrich	Whelan	Norman	Farley	Padgett
4/21	Nebraska	Martin	Fullard	Boe	Sosa	Wetrich	Whelan	Norman	McCaffery	Adreon
4/23	Milwaukee	Martin	Adreon	Fullard	Sher	Wetrich	Whelan	Norman	McCaffery	Padgett

PINCH-HITTING BREAKDOWN

Player	Avg.	AB-H-RBI	2B-3B-HR	BB-HBP-50
Zeb Adreon	.400	5-2-0	0-1-0	1-0-3
Matt Berst	.000	4-0-0	0-0-0	0-0-1
Lorenzo Elion	.000	5-0-0	0-0-0	0-0-2
Luke Farley	.250	4-1-0	0-0-0	3-0-2
Grant Judkins	.500	9-4-4	1-0-0	3-0-1
Connor McCaffery	.500	1-1-1	0-0-0	1-0-1
Brett McCleary	.000	3-0-0	0-0-0	0-0-1
Tanner Padgett	.000	4-0-0	0-0-0	0-1-2
Brendan Sher	.000	2-0-0	0-0-0	1-0-0
Matthew Sosa	.000	1-0-0	0-0-0	0-0-0
Trenton Wallace	.714	7-5-6	1-0-0	1-0-1
Chris Whelan	.000	1-0-0	0-0-0	0-0-0

STARTING LINEUPS - BATTING ORDER

1. Boe (24), Whelan (14), Sher (1)
2. Fullard (16), Boe (12), Whelan (5), Norman (5), Wetrich (1)
3. Martin (20), Wetrich (12), Whelan (4), Fullard (2), Norman (1)
4. Fullard (11), Padgett (9), Martin (9), McCaffery (5), Wallace (2), Wetrich (1), Judkins (1), Farley (1)
5. Norman (25), Martin (4), Fullard (2), Adreon (2), Wallace (2), Padgett (1), Wetrich (1), Elion (1), Whelan (1)
6. Wetrich (10), Whelan (6), Adreon (5), McCaffery (5), Norman (3), Fullard (2), Wallace (2), Farley (2), Martin (1), Judkins (1), Sher (1)
7. Wetrich (8), Adreon (5), McCaffery (5), Norman (4), Whelan (3), Elion (3), Wallace (2), Sosa (2), Padgett (2), Martin (1), Fullard (1), Judkins (1), Berst (1)
8. Elion (9), Sosa (6), Adreon (4), Martin (3), Wetrich (3), Sher (3), McCleary (3), Farley (3), McCaffery (2), Jenkins (1), Norman (1), Wallace (1)
9. Jenkins (17), Sosa (9), Sher (4), Wallace (2), Elion (2), Adreon (2), Farley (1), Judkins (1), McCleary (1),

CAREER MULTI-HIT GAMES

Player	2016	2017	2018	2019	Total
Zeb Adron	--	--	--	5	5
Matt Berst	--	--	1	--	1
Mitchell Boe	2	12	10	6	30
Lorenzo Elion	--	--	7	2	9
Luke Farley	2	--	1	1	4
Izaya Fullard	--	--	--	9	9
Justin Jenkins	--	--	8	4	12
Grant Judkins	--	7	--	--	7
Austin Martin	--	--	--	15	15
Connor McCaffery	--	--	--	3	3
Brett McCleary	--	--	1	1	2
Ben Norman	--	18	3	9	20
Tanner Padgett	--	--	--	4	4
Brendan Sher	--	--	--	1	1
Matthew Sosa	--	--	--	3	3
Trenton Wallace	--	--	--	1	1
Tanner Wetrich	--	--	6	10	16
Chris Whelan	--	22	13	9	44

CAREER MULTI-RBI GAMES

Player	2016	2017	2018	2019	Total
Zeb Adron	--	--	--	3	3
Mitchell Boe	--	6	5	6	17
Lorenzo Elion	--	--	7	--	7
Luke Farley	3	--	--	--	3
Izaya Fullard	--	--	--	5	5
Justin Jenkins	--	1	5	1	7
Grant Judkins	--	4	1	2	7
Austin Martin	--	--	--	8	8
Brett McCleary	--	--	1	--	1
Ben Norman	--	7	3	6	16
Tanner Padgett	--	--	--	1	1
Matthew Sosa	--	--	--	3	3
Tanner Wetrich	--	--	3	4	7
Trenton Wallace	--	--	--	2	2
Chris Whelan	--	6	2	3	11

HITTING/ON-BASE STREAKS

Player	Hitting	Career	On-Base	Career
Zeb Adreon	--	4	--	6
Matt Berst	--	1	--	1
Mitchell Boe	--	8	--	17
Lorenzo Elion	--	4	--	6
Luke Farley	1	3	1	7
Izaya Fullard	6	9	8	13
Justin Jenkins	1	5	2	8
Grant Judkins	--	6	--	15
Austin Martin	1	5	8	10
Connor McCaffery	--	4	4	8
Brett McCleary	--	3	--	4
Ben Norman	1	8	1	15
Tanner Padgett	--	5	--	5
Brendan Sher	2	3	2	6
Matthew Sosa	--	3	--	3
Trenton Wallace	--	3	--	4
Tanner Wetrich	11	11	12	12
Chris Whelan	1	7	19	19



STARTING PITCHERS

Pitcher	Date	Opp.	Dec.	IP	H	R	ER	BB	SO	NP	Score	Final
McDonald	2/15	vs. G. Mason	L	4.0	5	4	4	2	4	75	0-3	2-7
Dreyer	2/16	vs. Pittsburgh	W	5.1	2	0	0	4	10	92	7-0	10-1
Judkins	2/17	vs. Marshall	W	6.0	0	0	0	3	11	83	6-0	10-0
McDonald	2/22	at Hawaii	L	3.2	7	5	5	2	4	85	0-5	1-7
Dreyer	2/23	at Hawaii-1	ND	2.0	4	2	2	1	1	42	0-2	10-8
Baumann	2/23	at Hawaii-2	ND	4.0	3	2	2	7	3	80	4-2	6-4
Judkins	2/24	at Hawaii	ND	5.0	3	1	1	3	3	89	6-1	7-8
McDonald	3/1	at Okla. St.-1	ND	6.0	3	3	1	2	4	96	2-3	4-5
Baumann	3/1	at Okla. St.-2	ND	5.0	4	4	4	3	3	91	4-4	5-4
Judkins	3/2	at Okla. St.	ND	5.0	3	0	0	5	6	90	1-0	3-2
McDonald	3/9	at Evansville	W	6.0	5	1	1	3	5	84	17-1	18-7
Baumann	3/9	at Evansville	L	5.0	6	4	2	1	4	85	0-4	0-6
Judkins	3/10	at Evansville	L	5.2	8	3	3	2	5	95	1-3	1-3
McDonald	3/16	CSUN	L	5.0	6	4	4	3	4	88	3-4	5-8
Baumann	3/17	CSUN	ND	4.1	6	3	3	1	8	101	0-2	5-4
Judkins	3/17	CSUN	W	8.0	3	1	1	1	5	102	3-0	3-1
Nettleton	3/19	Simpson	ND	3.0	0	1	1	2	1	55	4-1	7-2
Wallace	3/20	Chicago St.	ND	4.0	4	3	3	1	6	74	2-3	5-4
McDonald	3/22	at Indiana	ND	7.0	6	2	2	1	11	108	0-2	2-3
Baumann	3/23	at Indiana	L	2.1	4	4	4	4	3	70	0-4	1-13
Judkins	3/24	at Indiana	L	6.0	5	4	2	2	4	103	1-4	1-7
Davitt	3/26	Bradley	ND	2.1	3	1	1	3	2	51	0-0	4-2
McDonald	3/29	Illinois	ND	6.0	8	4	4	3	5	95	3-4	8-4
Baumann	3/30	Illinois	W	6.0	5	1	1	3	4	92	2-1	2-1
Judkins	3/31	Illinois	W	7.0	6	1	1	1	5	100	3-1	3-1
Davitt	4/2	Clarke	ND	5.0	1	0	0	2	6	70	2-0	3-2
Wallace	4/3	Illinois State	L	2.2	5	3	3	2	4	49	1-3	6-11
McDonald	4/5	Rutgers	W	6.1	7	0	0	3	8	117	4-0	6-1
Baumann	4/6	Rutgers	W	6.1	8	3	3	1	5	104	6-0	9-5
Judkins	4/6	Rutgers	L	5.0	7	6	1	2	2	89	1-6	3-15
Wallace	4/10	at Bradley	ND	1.0	0	0	0	1	1	17	0-0	1-3
McDonald	4/12	at Purdue	W	6.0	4	1	1	3	1	95	7-1	10-4
Baumann	4/13	at Purdue	ND	5.0	8	4	4	1	1	89	4-4	5-9
Judkins	4/13	at Purdue	W	7.2	7	3	3	2	3	113	6-2	6-3
Davitt	4/16	N. Illinois	ND	3.1	7	5	4	0	4	67	2-5	8-6
McDonald	4/19	Nebraska	ND	6.0	6	2	2	2	4	108	2-2	3-2
Baumann	4/20	Nebraska	W	5.0	6	3	2	1	7	86	11-3	17-9
Judkins	4/21	Nebraska	L	7.0	3	3	1	0	4	93	1-3	2-3
Davitt	4/23	Milwaukee	ND	2.0	5	3	3	1	3	49	2-3	5-4

STARTING PITCHER RECORDS

Pitcher	2019	Career
Cam Baumann	3-2	3-2
Duncan Davitt	0-0	0-0
Jack Dreyer	1-0	4-1
Grant Judkins	4-4	5-4
Cole McDonald	3-3	12-9
Clayton Nettleton	0-0	0-0
Shane Ritter	--	0-1
Trenton Wallace	0-1	1-1

STARTING PITCHER STATS

Pitcher	Starts	IP	W-L	R-ER	BB-K	ERA	B/AVG.
Cam Baumann	9	43.0	3-2	28-25	22-39	5.23	.286
Duncan Davitt	4	12.2	0-0	9-8	6-15	5.68	.327
Jack Dreyer	2	7.1	1-0	2-2	5-11	2.45	.207
Grant Judkins	10	62.1	4-4	22-13	21-48	1.88	.203
Cole McDonald	10	56.0	3-3	26-24	24-50	3.86	.266
Clayton Nettleton	1	3.0	0-0	1-1	2-1	3.00	.000
Trenton Wallace	3	7.2	0-1	6-6	4-11	7.04	.290
TOTALS	39	192.0	11-10	94-79	84-174	3.70	.252

RUN SUPPORT

Pitcher	Starts	Total Runs	Avg.
Cam Baumann	9	59	6.6
	High: 17 vs. Nebraska, 4/20/19 Low: 1 at Indiana, 3/23/19		
Duncan Davitt	4	20	5.0
	High: 8 vs. Northern Illinois, 4/16/19 Low: 3 vs. Clarke University, 4/2/19		
Jack Dreyer	2	20	10.0
	High: 10, 2X, last at Hawaii, 2/24/19 Low: 10, 2X, last at Hawaii, 2/24/19		
Grant Judkins	10	39	3.9
	High: 10 vs. Marshall, 2/16/19 Low: 1, 2X, last at Indiana, 3/24/19		
Cole McDonald	10	59	5.9
	High: 10 at Purdue, 4/12/19 Low: 1, 2X, last at Evansville, 3/9/19		
Clayton Nettleton	1	7	7.0
	High: 7 vs. Simpson, 3/19/19 Low: 7 vs. Simpson, 3/19/19		
Trenton Wallace	3	12	4.0
	High: 6 vs. Illinois State, 4/3/19 Low: 1 vs. Bradley, 4/10/19		



BULLPEN STATISTICS

Pitcher	W-L-S	App.	ERA	IP	H	R	ER	BB	K	B/Avg.
Cam Baumann	0-0-0	1	0.00	1.0	0	0	0	0	1	.000
Duncan Davitt	1-1-0	9	5.09	17.2	16	15	10	15	21	.235
Jason Foster	1-0-1	16	6.88	17.0	17	13	13	10	15	.258
Trace Hoffman	5-1-1	21	4.07	24.1	22	12	11	5	23	.244
Drew Irvine	1-0-0	12	6.75	13.1	16	12	10	6	3	.320
Adam Ketelsen	0-0-0	9	3.60	10.0	8	5	4	8	12	.229
Hunter Lee	0-1-0	2	3.86	2.1	4	1	1	1	1	.400
Grant Leonard	2-1-9	18	1.29	21.0	20	3	3	8	25	.247
Derek Lieurance	0-0-0	2	99.00	0.0	2	3	2	2	0	1.000
Clayton Nettleton	0-0-0	6	2.35	7.2	4	2	2	5	9	.160
Ben Probst	0-0-0	2	6.00	3.0	1	2	2	2	2	.091
Shane Ritter	1-0-0	11	1.29	7.0	1	1	1	9	6	.056
Kyle Shimp	1-1-0	16	5.79	14.0	11	9	9	12	21	.212
Trenton Wallace	1-0-1	7	4.61	13.2	11	9	7	10	17	.224
TOTALS	13-5-12	--	4.50	154.0	142	95	77	93	156	.247

BULLPEN STATISTICS

Opponent	Date	W-L-S	Pitchers	Inn.	H	R-ER	BB-SO
v. George Mason	2/15	0-0-0	Leonard, Shimp, Hoffman, Lieurance, Irvine	5.0	1	3-3	6-6
v. Pittsburgh	2/16	0-0-0	Hoffman, Probst, Ritter	3.2	1	1-1	4-4
v. Marshall	2/17	0-0-0	Baumann, Davitt, Foster	3.0	1	0-0	0-5
at Hawaii	2/22	0-0-0	Leonard, Ketelsen, Lee, Nettleton	4.1	7	0-0	1-4
at Hawaii	2/23	1-0-1	Davitt, Hoffman, Shimp, Foster	7.0	5	6-4	3-4
at Hawaii	2/23	1-0-1	Irvine, Probst, Hoffman, Shimp, Foster, Leonard	5.0	2	2-2	1-1
at Hawaii	2/24	0-1-0	Wallace, Ketelsen, Foster, Ritter, Shimp, Hoffman, Lee	4.2	6	7-7	8-3
at Oklahoma State	3/1	0-1-0	Foster, Hoffman	2.2	3	2-2	2-5
at Oklahoma State	3/1	1-0-1	Davitt, Leonard	4.0	2	0-0	2-6
at Oklahoma State	3/2	1-0-1	Shimp, Wallace, Foster, Ritter, Hoffman, Leonard	4.0	1	2-1	4-7
at Evansville	3/9	0-0-0	Nettleton, McLaughlin	3.0	6	6-2	0-2
at Evansville	3/9	0-0-0	Davitt	3.0	3	2-2	3-1
at Evansville	3/10	0-0-0	Shimp, Hoffman	2.1	1	0-0	0-2
CSUN	3/16	0-0-0	Shimp, Foster, Irvine, Hoffman	4.0	5	4-4	4-5
CSUN	3/17	1-0-0	Davitt, Leonard	4.2	2	1-0	3-4
CSUN	3/17	0-0-1	Leonard	1.0	1	0-0	0-0
Simpson	3/19	1-0-0	Ketelsen, Hoffman, Ritter, Shimp, Irvine	6.0	1	1-1	5-5
Chicago State	3/20	1-0-0	Davitt, Foster, Shimp	5.0	3	1-1	2-3
at Indiana	3/22	0-1-0	Irvine, Leonard	1.2	2	1-1	1-1
at Indiana	3/23	0-0-0	Shimp, Foster, Irvine, Ketelsen	5.2	9	9-9	3-7
at Indiana	3/24	0-0-0	Hoffman, Leonard	2.0	4	3-3	2-5
Bradley	3/26	1-0-1	Hoffman, Wallace, Leonard	6.2	5	1-0	2-9
Illinois	3/29	1-0-0	Hoffman, Irvine, Leonard	3.0	3	0-0	1-2
Illinois	3/30	0-0-1	Wallace	3.0	1	0-0	1-4
Illinois	3/31	0-0-1	Hoffman, Leonard	2.0	3	0-0	1-0
Clarke	4/2	1-0-0	Ritter, Nettleton, Ketelsen, Foster	4.0	3	2-2	2-3
Illinois State	4/3	0-0-0	Irvine, Ketelsen, Ritter, Foster, Lieurance, McLaughlin	6.1	11	8-5	3-1
Rutgers	4/5	0-0-1	Hoffman	2.2	2	1-1	0-4
Rutgers	4/6	0-0-1	Foster, Leonard	2.2	4	2-2	1-2
Rutgers	4/6	0-0-0	Davitt, Shimp, Irvine, Nettleton, Ritter	4.0	8	9-7	5-6
at Bradley	4/10	0-1-0	Nettleton, Ketelsen, Foster, Shimp, Davitt, Hoffman, Leonard	7.0	7	3-3	5-8
at Purdue	4/12	0-0-0	Wallace, Irvine	3.0	4	3-1	3-4
at Purdue	4/12	0-1-0	Davitt, Hoffman, Ritter	3.0	5	5-5	4-2
at Purdue	4/13	0-0-1	Leonard	1.1	0	0-0	0-3
Northern Illinois	4/16	1-0-1	Ketelsen, Ritter, Shimp, Foster, Hoffman, Leonard	5.2	6	1-1	0-8
Nebraska	4/19	1-0-0	Shimp, Hoffman	3.0	0	0-0	1-5
Nebraska	4/20	0-0-0	Wallace, Foster, Ritter, Irvine, Shimp	4.0	6	6-5	5-2
Nebraska	4/21	0-0-0	Hoffman, Leonard	2.0	1	0-0	0-3
Milwaukee	4/23	1-0-0	Wallace, Foster, Nettleton, Shimp, Leonard, Hoffman, Ketelsen, Irvine, Ritter	10.0	7	1-0	2-8

SAVE OPPORTUNITIES

Pitcher	2019	Career
Jason Foster	1/1	1/1
Trace Hoffman	1/2	1/2
Grant Leonard	9/9	11/12
Shane Ritter	--	5/5
Kyle Shimp	0/1	1/2
Trenton Wallace	1/1	1/1

INHERITED RUNNERS

Pitcher	2019	Career
Cam Baumann	0/0	13/2
Duncan Davitt	1/1	1/1
Jack Dreyer	--	2/2
Jason Foster	12/3	12/3
Trace Hoffman	25/6	25/6
Drew Irvine	11/4	11/4
Grant Judkins	--	13/5
Adam Ketelsen	7/4	7/4
Hunter Lee	1/0	1/0
Grant Leonard	21/9	54/27
Derek Lieurance	0/0	8/3
Cole McDonald	--	0/0
Jake McLaughlin	1/1	1/1
Clayton Nettleton	0/0	0/0
Ben Probst	0/0	7/1
Shane Ritter	10/1	33/15
Kyle Shimp	6/1	19/3
Trenton Wallace	2/0	10/1



2019 IOWA BASEBALL OVERALL STATISTICS - BIG TEN ONLY

Record: 9-6 Home: 7-2 Away: 2-4 B1G: 9-6

Player	avg	gp-gs	ab	r	h	2b	3b	hr	rbi	tb	slg%	bb	hp	so	gdp	ob%	sf	sh	sb-att	po	a	e	fld%
20 Fullard, Izaya	.294	13-13	51	6	15	0	0	2	8	21	.412	5	1	9	2	.362	1	0	1-1	90	5	0	1.000
28 Whelan, Chris	.289	15-14	45	13	13	2	0	0	3	15	.333	14	4	8	2	.492	0	1	1-3	14	2	0	1.000
16 Wetrich, Tanner	.271	15-15	48	8	13	3	0	2	8	22	.458	7	3	13	1	.397	0	1	3-4	26	44	1	.986
4 Boe, Mitchell	.255	15-15	55	12	14	2	1	0	7	18	.327	8	3	9	0	.373	1	2	0-1	19	43	2	.969
34 Martin, Austin	.250	15-15	52	9	13	3	1	0	11	18	.346	10	1	9	1	.375	1	0	0-0	105	20	1	.992
9 Norman, Ben	.214	15-15	56	13	12	3	0	3	13	24	.429	5	2	14	1	.292	2	0	2-2	37	1	2	.950

32 McCleary, Brett	.667	3-0	3	0	2	0	0	0	0	2	.667	0	0	0	0	.667	0	0	0-0	9	0	0	1.000
38 Wallace, Trenton	.313	9-4	16	1	5	1	0	0	2	6	.375	4	1	2	1	.476	0	0	0-0	10	0	0	1.000
30 McCaffery, Connor	.286	11-10	35	4	10	1	0	1	3	14	.400	3	0	10	1	.342	0	0	0-1	12	0	2	.857
7 Judkins, Grant	.286	5-1	7	0	2	0	0	0	2	2	.286	0	0	3	1	.286	0	0	0-0	6	9	1	.938
5 Adreon, Zeb	.280	12-7	25	5	7	4	0	0	5	11	.440	3	0	10	0	.357	0	0	0-0	42	0	1	.977
6 Jenkins, Justin	.273	14-6	22	2	6	0	0	0	1	6	.273	3	0	6	0	.360	0	1	1-2	13	0	0	1.000
31 Sosa, Matthew	.250	11-8	28	3	7	1	0	0	6	8	.286	0	0	6	0	.250	0	3	2-2	7	20	3	.900
8 Farley, Luke	.250	7-4	16	1	4	0	0	0	2	4	.250	2	1	4	0	.368	0	0	0-0	1	0	0	1.000
2 Sher, Brendan	.200	8-2	10	1	2	1	0	0	0	3	.300	1	0	3	0	.273	0	0	0-0	1	4	1	.833
1 Elion, Lorenzo	.071	6-5	14	0	1	0	0	0	0	1	.071	0	0	6	0	.071	0	0	0-0	1	1	1	.667
22 Padgett, Tanner	.000	3-1	4	0	0	0	0	0	0	0	.000	0	0	1	0	.000	0	0	0-0	0	0	0	.000
13 Berst, Matt	.000	1-0	1	0	0	0	0	0	0	0	.000	0	0	0	0	.000	0	0	0-0	0	0	0	.000
Totals	.258	15	488	78	126	21	2	8	71	175	.359	65	16	113	10	.361	5	8	10-16	395	157	18	.968
Opponents	.274	15	518	80	142	21	6	13	73	214	.413	57	7	117	11	.352	4	7	10-14	386	138	20	.963

LOB - Team (118), Opp (118). DPs turned - Team (14), Opp (12). IBB - Team (3), Whelan 1, Martin 1, B. Norman 1, Opp (2).
Picked off - Boe 1, Elion 1.

(B1G games only Sorted by Earned run avg)

Player	era	w-l	app	gs	cg	sho	sv	ip	h	r	er	bb	so	2b	3b	hr	b/avg	wp	hp	bk	sfa	sha	
7 Judkins, Grant	2.20	2-3	5	5	0	0/0	0	32.2	28	17	8	7	18	4	2	5	.230	1	0	0	2	2	
11 McDonald, Cole	2.59	2-0	5	5	0	0/0	0	31.1	31	9	9	12	29	6	1	1	.258	4	1	0	0	0	
35 Baumann, Cam	5.11	3-1	5	5	0	0/0	0	24.2	31	15	14	10	20	5	1	4	.304	0	3	1	0	2	

26 Ketelsen, Adam	0.00	0-0	1	0	0	0/0	0	2.0	1	0	0	0	5	1	0	0	.143	0	0	0	0	0	
43 Leonard, Grant	1.00	1-1	7	0	0	0/0	3	9.0	8	1	1	3	12	1	0	0	.222	1	0	0	0	0	
38 Wallace, Trenton	3.00	0-0	3	0	0	0/0	1	6.0	5	3	2	5	8	0	0	0	.217	0	0	1	0	0	
18 Ritter, Shane	5.40	0-0	3	0	0	0/0	0	1.2	1	1	1	2	2	0	0	0	.200	0	0	0	0	0	
42 Hoffman, Trace	6.00	1-0	7	0	0	0/0	1	9.0	10	6	6	3	10	0	0	0	.286	0	1	0	0	1	
12 Irvine, Drew	10.50	0-0	6	0	0	0/0	0	6.0	11	9	7	2	1	0	1	2	.423	1	1	0	2	1	
44 Davitt, Duncan	10.80	0-1	2	0	0	0/0	0	3.1	4	6	4	4	5	1	1	0	.308	2	0	0	0	1	
45 Shimp, Kyle	12.27	0-0	4	0	0	0/0	0	3.2	5	5	5	4	5	1	0	1	.333	2	0	0	0	0	
17 Nettleton, Clayton	13.50	0-0	1	0	0	0/0	0	0.2	1	1	1	3	1	0	0	0	.333	0	0	0	0	0	
27 Foster, Jason	37.80	0-0	3	0	0	0/0	0	1.2	6	7	7	2	1	2	0	0	.545	0	1	0	0	0	
Totals	4.44	9-6	15	15	0	0/0	5	131.2	142	80	65	57	117	21	6	13	.274	11	7	2	4	7	
Opponents	4.34	6-9	15	15	0	0/0	2	128.2	126	78	62	65	113	21	2	8	.258	12	16	1	5	8	

PB - Team (3), Martin 3, Opp (1). Pickoffs - Team (0), Opp (2). SBA/ATT - Martin (10-14), McDonald (2-5), Baumann (3-3), Hoffman (1-2), Judkins (2-2), Leonard (2-2).

2019 IOWA BASEBALL GAME SUMMARY

Score by innings	1	2	3	4	5	6	7	8	9	EX	Total
IOWA	12	24	34	21	25	20	26	32	11	2	207
Opponents	18	21	21	21	18	15	32	18	23	2	189

Record when ...

Overall	24-15	After 6 leading	14-2
Conference	9-6 trailing	5-13
Non-Conference	15-9 tied	5-0
Home games	15-4	After 7 leading	14-1
Away games	7-10 trailing	2-14
Neutral site	2-1 tied	8-0
Day games	17-11	After 8 leading	19-2
Night games	7-4 trailing	2-13
vs Left starter	12-6 tied	3-0
vs Right starter	12-9		
1-Run games	8-4	Hit 0 home runs	12-9
2-Run games	6-2	... 1 home run	10-6
5+Run games	7-7	... 2+ home runs	2-0
Extra innings	1-1		
Shutouts	1-1	Opponent 0 home runs	17-6
	 1 home run	6-7
Scoring 0-2 runs	1-9 2+ HRs	1-2
..... 3-5 runs	10-4		
..... 6-9 runs	7-2	Made 0 errors	7-4
..... 10+ runs	6-0 1 error	11-4
	 2+ errors	6-7
Opponent 0-2 runs	11-0		
..... 3-5 runs	9-5	Opp. made 0 errors	8-6
..... 6-9 runs	4-7 1 error	8-3
..... 10+ runs	0-3 2+ errors	8-6
Scored in 1st inning	7-1	Out-hit opponent	18-4
Opp. scored in 1st	6-5	Out-hit by opponent	4-10
Scores first	12-1	Hits are tied	2-1
Opp. scores first	12-14		

Record when team scores:

Runs	0	1	2	3	4	5	6	7	8	9	10+
W-L	0-1	0-5	1-3	5-1	1-1	4-2	3-1	1-1	2-0	1-0	6-0

Record when opponent scores:

Runs	0	1	2	3	4	5	6	7	8	9	10+
W-L	1-0	5-0	5-0	1-4	7-0	1-1	1-1	1-3	1-2	1-1	0-3

Record when leading after:

Inn.	1	2	3	4	5	6	7	8
W-L	4-1	10-0	14-2	14-1	14-1	14-2	14-1	19-2

Record when trailing after:

Inn.	1	2	3	4	5	6	7	8
W-L	4-5	6-7	6-9	6-12	5-12	5-13	2-14	2-13

Record when tied after:

Inn.	1	2	3	4	5	6	7	8
W-L	16-9	8-8	4-4	4-2	5-2	5-0	8-0	3-0

Current winning streak: 1
 Longest winning streak: 5
 Longest losing streak: 3

Home attendance : 14996 (17 dates avg = 882)
 Away attendance : 20239 (17 dates avg = 1190)
 Total attendance: 35235 (34 dates avg = 1036)

DEFICITS OVERCOME

Trailed 2-0 through 1, 7-3 through 3 at Hawaii (2/23)	W, 10-8
Trailed 2-0 through 2 at Hawaii (2/23)	W, 6-4
Trailed 1-0 through 1 at Hawaii (2/24)	L, 7-8
Trailed 2-0 through 2, 3-2 through 7 at Oklahoma State (3/1)	L, 4-5
Trailed 1-0 through 1, 4-2 through 3 at Oklahoma State (3/1)	W, 5-4
Trailed 2-1 through 7 at Oklahoma State (3/2)	W, 3-2
Trailed 1-0 through 1 at Evansville (3/10)	L, 1-3
Trailed 2-0 through 1, 4-3 through 5 vs. CSUN (3/16)	L, 5-8
*Trailed 3-0 through 5, 4-3 through 8 vs. CSUN (3/17)	W, 5-4
*Trailed 3-2 through 3, 4-3 through 8 vs. Chicago St. (3/20)	W, 5-4
Trailed 2-0 through 8 at Indiana (3/22)	L, 2-3
Trailed 2-0 through 7.5 vs. Bradley (3/26)	W, 4-2
Trailed 1-0 through 1/2 inning vs. Rutgers (4/6)	W, 9-5
Trailed 4-0 through 2 at Purdue (4/13)	L, 5-9
Trailed 1-0 through 1 at Purdue (4/13)	W, 6-3
Trailed 3-0 through 2, 5-3 through 4, 6-4 through 6.5 vs. NIU (4/16) ..	W, 8-6
Trailed 2-1 through 5.5 vs. Nebraska (4/19)	W, 3-2
Trailed 1-0 through 3.5 vs. Nebraska (4/20)	W, 17-9
*Trailed 3-2 through 6.5, 4-3 through 10.5 vs. Milwaukee (4/23)	W, 4-3 (12)

*Walk-Offs



2019 IOWA BASEBALL HITTING STATS

Date	Opponent	ab	r	h	rbi	2b	3b	hr	tb	bb	ibb	sb	cs	hbp	sac	sf	gdp	k	po	a	e	lob	avg
Feb 15	vs George Mason	32	2	8	2	2	0	1	13	2	0	0	0	0	0	0	1	5	24	5	3	5	.250
Feb 16	vs Pittsburgh	36	10	11	10	3	0	1	17	9	0	3	0	3	0	1	1	4	27	6	1	12	.279
Feb 17	vs Marshall	38	10	11	7	5	1	1	21	14	0	1	0	1	0	0	0	11	27	7	1	16	.283
Feb 22	at Hawai'i	30	1	4	0	0	0	0	4	8	0	3	0	3	0	0	2	10	24	7	1	13	.250
Feb 23	at Hawai'i	39	10	14	9	3	0	0	17	5	0	4	1	0	1	0	1	9	27	7	1	8	.274
Feb 23	at Hawai'i	34	6	7	6	0	0	1	10	5	0	2	1	0	0	0	0	11	27	17	1	6	.263
Feb 24	at Hawai'i	40	7	10	7	2	0	1	15	6	0	4	1	0	0	0	0	10	29	10	1	9	.261
Mar 01	at Oklahoma State	38	4	12	4	1	0	0	13	3	0	0	0	0	0	0	1	8	26	13	1	10	.268
Mar 01	at Oklahoma State	34	5	9	5	1	0	1	13	5	0	0	1	0	2	0	0	14	27	13	0	9	.268
Mar 02	at Oklahoma State	30	3	4	2	1	1	0	7	3	0	0	0	0	1	1	0	4	27	4	2	5	.256
Mar 09	at Evansville	47	18	19	17	7	0	3	35	7	0	3	0	1	1	0	1	6	27	12	1	11	.274
Mar 10	at Evansville	31	0	3	0	0	0	0	3	1	0	0	0	2	1	0	0	10	24	7	4	8	.261
Mar 10	at Evansville	33	1	8	1	1	0	0	9	6	0	0	0	1	2	0	0	6	24	11	0	14	.260
Mar 16	CAL STATE NORTHRID	38	5	10	5	1	0	0	11	5	0	0	0	1	0	0	1	8	27	20	0	12	.260
Mar 17	CAL STATE NORTHRID	36	5	10	5	1	1	1	16	4	0	4	0	2	0	0	1	11	27	8	3	11	.261
Mar 17	CAL STATE NORTHRID	32	3	9	2	2	0	0	11	2	0	0	1	1	0	0	0	6	27	12	1	8	.262
Mar 19	SIMPSON COLLEGE	29	7	9	7	3	1	0	14	8	0	1	0	1	0	1	1	3	27	10	0	8	.265
Mar 20	CHICAGO STATE	35	5	12	4	1	0	0	13	4	0	3	0	0	2	0	1	6	27	10	0	11	.269
*Mar 22	at Indiana	30	2	7	1	0	0	0	7	1	0	0	1	1	0	1	1	11	26	8	0	4	.267
*Mar 23	at Indiana	32	1	5	1	0	0	1	8	0	0	0	0	0	0	0	0	14	24	4	0	4	.262
*Mar 24	at Indiana	34	1	9	1	1	0	0	10	4	0	0	1	1	0	0	2	9	24	6	3	11	.262
Mar 26	BRADLEY	31	4	7	0	3	0	0	10	4	0	1	1	1	0	0	0	9	27	11	1	8	.261
*Mar 29	ILLINOIS	37	8	13	8	2	0	0	15	8	2	0	0	1	0	0	0	4	27	15	1	14	.265
*Mar 30	ILLINOIS	28	2	5	2	0	0	0	5	4	0	3	0	3	1	0	0	11	27	11	1	10	.262
*Mar 31	ILLINOIS	27	3	4	2	1	1	0	7	8	0	0	1	1	0	0	0	9	27	9	1	9	.259
Apr 02	CLARKE UNIVERSITY	31	3	10	3	0	1	0	12	4	0	2	0	2	0	1	0	4	27	6	0	11	.261
Apr 03	ILLINOIS STATE	37	6	10	6	2	0	1	15	2	0	0	0	2	0	0	0	8	27	12	4	8	.261
*Apr 05	RUTGERS	29	6	7	6	2	0	1	12	4	0	2	0	1	0	0	2	6	27	10	1	4	.261
*Apr 06	RUTGERS	34	9	12	9	5	0	1	20	3	0	1	0	1	0	1	0	3	27	12	0	6	.264
*Apr 06	RUTGERS	34	3	7	3	0	0	0	7	6	0	1	0	0	0	1	0	12	27	12	4	11	.262
Apr 10	at Bradley	30	1	4	0	1	0	0	5	2	0	0	0	0	1	0	1	9	24	6	2	5	.258
*Apr 12	at Purdue	31	10	9	8	2	0	0	11	9	1	0	2	1	3	2	1	4	27	11	0	9	.259
*Apr 13	at Purdue	29	5	6	3	1	0	1	10	8	0	2	0	2	1	0	3	7	24	15	1	8	.258
*Apr 13	at Purdue	35	6	10	6	2	0	1	15	2	0	0	1	1	0	0	0	6	27	12	0	5	.259
Apr 16	NORTHERN ILLINOIS	35	8	14	7	1	1	1	20	2	0	0	1	2	0	1	0	5	27	9	3	8	.263
*Apr 19	NEBRASKA	35	3	10	3	2	0	0	12	0	0	1	0	0	1	0	0	7	27	10	2	7	.263
*Apr 20	NEBRASKA	42	17	17	16	3	1	2	28	5	0	0	0	2	1	0	0	7	27	10	2	9	.268
*Apr 21	NEBRASKA	31	2	5	2	0	0	1	8	3	0	0	0	1	1	0	1	3	27	12	2	7	.266
Apr 23	MILWAUKEE	47	5	13	5	3	0	1	19	4	0	3	0	0	0	0	0	9	36	15	2	12	.266
Totals		1331	207	354	185	65	8	21	498	180	3	44	13	39	19	10	22	299	1038	395	51	346	.266



2019 IOWA BASEBALL PITCHING SUMMARY

Date	Opponent	ip	h	r	er	bb	so	2b	3b	hr	wp	bk	hbp	dp	ibb	score	w-l	sv	era
Feb 15	vs George Mason	8.0	6	7	7	9	10	1	1	1	2	0	0	1	1	2-7	0-1	0	7.88
Feb 16	vs Pittsburgh	9.0	3	1	1	8	15	0	0	1	0	0	1	0	0	10-1	1-1	0	4.24
Feb 17	vs Marshall	9.0	1	0	0	3	16	0	0	0	0	0	1	0	0	10-0	2-1	0	2.77
Feb 22	at Hawai'i	8.0	14	7	7	3	9	5	1	0	2	0	0	1	0	1-7	2-2	0	3.97
Feb 23	at Hawai'i	9.0	9	8	6	4	5	3	0	1	3	0	1	0	0	10-8	3-2	1	4.40
Feb 23	at Hawai'i	9.0	5	4	4	10	4	0	1	0	2	0	2	2	0	6-4	4-2	2	4.33
Feb 24	at Hawai'i	9.2	9	8	8	11	6	2	0	1	4	0	2	3	0	7-8	4-3	2	4.82
Mar 01	at Oklahoma State	8.2	6	5	3	4	9	4	0	0	0	0	2	0	0	4-5	4-4	2	4.61
Mar 01	at Oklahoma State	9.0	6	4	4	5	9	3	0	0	0	0	1	1	0	5-4	5-4	3	4.54
Mar 02	at Oklahoma State	9.0	4	2	1	9	13	0	0	0	1	0	2	0	0	3-2	6-4	4	4.18
Mar 09	at Evansville	9.0	11	7	3	3	7	3	0	0	1	0	1	2	0	18-7	7-4	4	4.07
Mar 10	at Evansville	8.0	9	6	4	4	5	4	0	0	1	1	2	1	0	0-6	7-5	4	4.10
Mar 10	at Evansville	8.0	9	3	3	2	7	4	0	0	1	0	2	1	0	1-3	7-6	4	4.05
Mar 16	CAL STATE NORTHRID	9.0	11	8	8	7	9	4	0	1	1	0	0	0	0	5-8	7-7	4	4.34
Mar 17	CAL STATE NORTHRID	9.0	8	4	3	4	12	2	1	0	0	1	1	0	1	5-4	8-7	4	4.25
Mar 17	CAL STATE NORTHRID	9.0	4	1	1	1	5	2	0	0	0	0	0	0	0	3-1	9-7	5	4.04
Mar 19	SIMPSON COLLEGE	9.0	1	2	2	7	6	0	0	0	1	0	3	1	0	7-2	10-7	5	3.92
Mar 20	CHICAGO STATE	9.0	7	4	4	3	9	1	1	0	1	0	0	0	1	5-4	11-7	5	3.92
*Mar 22	at Indiana	8.2	8	3	3	2	12	1	0	1	2	0	0	1	0	2-3	11-8	5	3.88
*Mar 23	at Indiana	8.0	13	13	13	7	10	3	1	1	0	0	2	1	0	1-13	11-9	5	4.37
*Mar 24	at Indiana	8.0	9	7	5	4	9	1	0	2	1	0	0	0	0	1-7	11-10	5	4.43
Mar 26	BRADLEY	9.0	8	2	1	5	11	1	0	0	0	0	2	1	0	4-2	12-10	6	4.27
*Mar 29	ILLINOIS	9.0	11	4	4	4	7	5	0	0	0	0	0	2	1	8-4	13-10	6	4.25
*Mar 30	ILLINOIS	9.0	6	1	1	4	8	0	0	0	0	2	1	2	0	2-1	14-10	7	4.11
*Mar 31	ILLINOIS	9.0	9	1	1	2	5	1	1	0	0	0	0	0	0	3-1	15-10	8	3.99
Apr 02	CLARKE UNIVERSITY	9.0	4	2	2	4	9	1	1	1	0	0	0	1	0	3-2	16-10	8	3.91
Apr 03	ILLINOIS STATE	9.0	16	11	8	5	5	4	1	0	1	0	1	1	0	6-11	16-11	8	4.06
*Apr 05	RUTGERS	9.0	9	1	1	3	12	0	0	0	1	0	0	1	0	6-1	17-11	9	3.95
*Apr 06	RUTGERS	9.0	12	5	5	2	7	2	0	1	0	0	1	1	0	9-5	18-11	10	3.99
*Apr 06	RUTGERS	9.0	15	15	8	7	8	3	1	2	4	0	0	1	0	3-15	18-12	10	4.12
Apr 10	at Bradley	8.0	7	3	3	6	9	3	0	0	0	0	0	1	1	1-3	18-13	10	4.10
*Apr 12	at Purdue	9.0	8	4	2	6	5	1	1	0	1	0	0	0	0	10-4	19-13	10	4.04
*Apr 13	at Purdue	8.0	13	9	9	5	3	0	2	1	0	0	0	2	1	5-9	19-14	10	4.20
*Apr 13	at Purdue	9.0	7	3	3	2	6	1	0	1	1	0	0	2	0	6-3	20-14	11	4.17
Apr 16	NORTHERN ILLINOIS	9.0	13	6	5	0	12	4	0	1	1	0	0	1	0	8-6	21-14	12	4.19
*Apr 19	NEBRASKA	9.0	6	2	2	3	9	0	0	0	0	0	2	0	0	3-2	22-14	12	4.13
*Apr 20	NEBRASKA	9.0	12	9	7	6	9	3	0	3	1	0	1	0	0	17-9	23-14	12	4.21
*Apr 21	NEBRASKA	9.0	4	3	1	0	7	0	0	1	0	0	0	1	0	2-3	23-15	12	4.12
Apr 23	MILWAUKEE	12.0	12	4	3	3	11	2	1	0	2	0	2	2	0	5-4	24-15	12	4.06
Totals		346.0	325	189	156	177	330	74	14	20	35	4	33	34	6	207-189	24-15	12	4.06



2019 IOWA BASEBALL MISCELLANEOUS STATS

Multiple Hit Games	2	3	4	5+	Total
34 Martin, Austin	10	4	1	-	15
16 Wetrich, Tanner	9	1	-	-	10
9 Norman, Ben	4	5	-	-	9
20 Fullard, Izaya	8	1	-	-	9
28 Whelan, Chris	7	1	1	-	9
4 Boe, Mitchell	4	2	-	-	6
5 Adreon, Zeb	2	3	-	-	5
6 Jenkins, Justin	4	-	-	-	4
22 Padgett, Tanner	2	1	1	-	4
30 McCaffery, Connor	2	1	-	-	3
31 Sosa, Matthew	3	-	-	-	3
1 Elion, Lorenzo	2	-	-	-	2
8 Farley, Luke	1	-	-	-	1
38 Wallace, Trenton	1	-	-	-	1
2 Sher, Brendan	-	1	-	-	1
32 McCleary, Brett	1	-	-	-	1
TEAM	60	20	3	0	83

Multiple RBI Games	2	3	4	5+	Total
34 Martin, Austin	8	-	-	-	8
9 Norman, Ben	2	2	2	-	6
4 Boe, Mitchell	4	2	-	-	6
20 Fullard, Izaya	2	2	-	1	5
16 Wetrich, Tanner	2	1	1	-	4
31 Sosa, Matthew	1	2	-	-	3
28 Whelan, Chris	2	1	-	-	3
5 Adreon, Zeb	1	-	2	-	3
7 Judkins, Grant	2	-	-	-	2
38 Wallace, Trenton	2	-	-	-	2
22 Padgett, Tanner	1	-	-	-	1
6 Jenkins, Justin	1	-	-	-	1
TEAM	28	10	5	1	44

Hitting Streaks	Longest	Current
16 Wetrich, Tanner	11	11
20 Fullard, Izaya	9	6
9 Norman, Ben	8	1
4 Boe, Mitchell	6	-
34 Martin, Austin	5	1
22 Padgett, Tanner	5	-
30 McCaffery, Connor	4	-
28 Whelan, Chris	4	1
5 Adreon, Zeb	4	-
31 Sosa, Matthew	3	-
32 McCleary, Brett	3	-
2 Sher, Brendan	3	2
38 Wallace, Trenton	3	-
8 Farley, Luke	2	1
1 Elion, Lorenzo	2	-
6 Jenkins, Justin	2	1
13 Berst, Matt	1	-
7 Judkins, Grant	1	-

Reached Base Streaks	Longest	Current
28 Whelan, Chris	19	19
4 Boe, Mitchell	17	-
9 Norman, Ben	15	1
20 Fullard, Izaya	13	8
16 Wetrich, Tanner	12	12
34 Martin, Austin	10	8
30 McCaffery, Connor	8	4
8 Farley, Luke	7	1
2 Sher, Brendan	6	2
5 Adreon, Zeb	6	-
22 Padgett, Tanner	5	-
38 Wallace, Trenton	4	-
1 Elion, Lorenzo	4	-
6 Jenkins, Justin	3	2
32 McCleary, Brett	3	-
31 Sosa, Matthew	3	-
7 Judkins, Grant	2	-
13 Berst, Matt	1	-



THE LAST TIME...

Hitting Categories:

A Hawkeye hit a walk-off home run	Justin Jenkins, April 23, 2019, vs. Milwaukee (W, 5-4, 12 innings)
A Hawkeye hit a lead-off home run.....	Matt Hoeg, March 14, 2018, vs. Missouri State (L, 3-8)
A Hawkeye hit a grand slam.....	Tyler Cropley, March 28, 2018 vs. Bradley (W, 13-9)
A Hawkeye hit an inside-the-park home run	Matthew Sosa, March 9, 2019 vs. Evansville (W, 18-7)
A Hawkeye hit for the cycle.....	Lorenzo Elion (5-for-6, 2 HR, 6 RBIs, 4 R) vs. Coe College, 4/11/18
A Hawkeye had 8 or more at-bats.....	^Eric Toole (3-for-8), Jake Manger (3-for-8), Joel Booker (2-for-8) vs. Sacramento State, 4/28/15
A Hawkeye hit four home runs in a game.....	Bill Heinz, April 20, 1988 at Minnesota (W, 17-3)
A Hawkeye hit three home runs in a game.....	Jake Adams, May 19, 2017, at Kansas State (3-for-4, 7 RBIs), 12-11 win (10 innings)
A Hawkeye hit two home runs in a game.....	Robert Neustrom vs. #12 Oklahoma State, 5/5/18 (3-for-5, 5 RBIs, 3 R), W, 16-14
A Hawkeye had five hits in a game.....	^Lorenzo Elion vs. Coe College, 4/11/18 (5-for-6, 2 HR, 6 RBIs, 4 R), W, 16-1
A Hawkeye had three doubles in a game	^Zeb Adreon vs. Evansville, 3/9/19 (3-for-5, 2 R, 4 RBIs), W, 18-7
A Hawkeye hit two triples in a game.....	Zach McCool, April 20, 2010 vs Western Illinois (W, 6-5)
A Hawkeye had six RBIs in a game.....	6, Matt Hoeg vs. #12 Oklahoma State, 5/5/18 (2-for-4, 6 RBIs)
A Hawkeye stole five bases in a game.....	Lance Platz at Purdue in 1979
A Hawkeye stole home.....	Mitchell Boe at Western Illinois, 5/15/18 (T9th) (W, 5-4)
A Hawkeye walked four times in a game	^Mitchell Boe at Hawaii, 2/22/19 (L, 1-7)
A Hawkeye had three sacrifice hits in a game.....	Travis Sweet, March 23, 2007 at North Dakota State (W, 6-5)
A Hawkeye scored five runs in a game.....	^Austin Guzzo, March 8, 2016, vs. Northwestern College (W, 28-0)
A Hawkeye was hit by three pitches in a game.....	Nick Day, April 25, 2014 vs. South Dakota State
A Hawkeye hit a home run in five consecutive games.....	Jake Adams (May 12-18, 2017, vs. Ohio State, vs. Omaha, at Illinois)
A Hawkeye hit triples in consecutive games.....	Ben Norman at UAB (March 2-3, 2018)
The Hawkeyes hit back-to-back triples in a game.....	T.J. Cataldo & Matt Mossey, April 20, 2008 vs. Northwestern (L, 9-6)
The Hawkeyes hit five or more home runs in a game.....	7, May 1, 2018, vs. Missouri (L, 16-17, 11 Inn.) (Cropley, Hoeg, Neustrom, Crowl, Cropley, Boe, Whelan)
The Hawkeyes hit two grand slams in the same game.....	Robert Neustrom, Tyler Cropley vs. Bradley (W, 12-1), 3/22/17
The Hawkeyes hit back-to-back-to-back home runs in same game.....	May 18, 2017, at Illinois (McCoy, Adams, Neustrom)
The Hawkeyes left 15 or more people on base	16 vs. Marshall, 2/17/19
The Hawkeyes hit into five double plays.....	May 23, 2007 vs. Illinois (L, 12-3 in Big Ten Tournament)

Pitching Categories:

A Hawkeye pitcher threw a no-hitter (7 innings).....	Bill Drambel, 1979 vs. Kansas State
A Hawkeye pitcher threw a no-hitter (9 innings).....	Cole McDonald, 8/25/17 vs. Czech Republic (World University Games) (W, 8-0)
A Hawkeye pitcher threw a perfect game (7 innings).....	Chad Blackwell, April 29, 2000 vs. Northwestern (W, 4-0)
A Hawkeye pitcher threw a one-hitter (9 innings).....	Jarred Hippen, April 29, 2011 at Minnesota (L, 1-0)
A Hawkeye pitcher threw a two-hitter (7 innings).....	Steve Turnbull, March 23, 2007 vs. North Dakota State (W, 8-0)
Iowa was one hit.....	May 23, 2018 vs. Michigan at BTT (L, 2-1, 10 innings)
Iowa was no-hit.....	Apr. 21, 2012 vs. Penn State (L, 2-0)
A Hawkeye pitcher threw a complete game (7 innings).....	Steve Turnbull, May 3, 2008 vs. Minnesota (W, 6-1)
A Hawkeye pitcher threw a complete game (9 innings).....	C.J. Eldred, March 25, 2016 vs. Maryland (W, 8-1), April 1, 2016, at Minnesota (L, 1-4)
A Hawkeye pitcher threw a complete game shutout (9 innings).....	Tyler Peyton, May 20, 2016, at Penn State (W, 8-0)
The Hawkeyes were shut out	vs. Evansville, March 10, 2019 (L, 6-0)
A Hawkeye pitcher recorded nine or more wins in a season.....	9, Blake Hickman, 2015
A Hawkeye closer recorded 10 or more saves in a season.....	13, Kevin Lee, 2010
A Hawkeye pitcher recorded 10 or more strikeouts	11, Cole McDonald at Indiana, March 23, 2019 (L, 3-2)

Fielding Categories:

The Hawkeyes committed five errors or more in a game.....	April 28, 2013 vs. Minnesota (L, 9-5) — committed five.
A Hawkeye had 20 or more putouts.....	20, Steve Stumpff, 1975 vs. Tulsa
A Hawkeye had 15 or more putouts	17, Izaya Fullard, at Hawaii, 2/23/19
A Hawkeye had eight or more assists in a game.....	10, Zach Daniels at Minnesota, 4/3/16
The Hawkeyes turned five double plays in a game.....	2003 vs. Ohio State^

Scoring and Misc. Categories:

The Hawkeyes recorded 20 or more hits.....	20 at Ohio State, 5/7/16 (W, 12-0)
The Hawkeyes scored 20 or more runs.....	22 vs. Air Force, 4/13/16 (W, 22-2); 28, vs. Northwestern College, 3/8/16 (W, 28-0)
Iowa swept a four-game Big Ten series.....	at Northwestern, April 27-29, 2007 (W, 16-6, 15-10, 13-8, 14-10)
Iowa swept a three-game Big Ten series	vs. No. 23 Illinois, March 29-31, 2018 (W, 8-4, 2-1, 3-1)
Iowa swept consecutive three-game Big Ten series.....	vs. No. 19 Indiana (March 27-29, 2015); at Purdue (April 3-5, 2015)
Iowa was swept in a Big Ten three-game series	at Indiana (March 22-24, 2019) (L, 2-3, 1-13, 1-7)
Iowa defeated a ranked team	March 31, 2019 vs. No. 23 Illinois (W, 2-1)
Iowa swept a series over a ranked opponent	March 29-31, 2018 vs. No. 23 Illinois (W, 8-4, 2-1, 3-1)
Iowa won a road series over a ranked opponent	March 1-2, 2019 at No. 19 Oklahoma State (L, 4-5; W, 5-4; W, 3-2)
Iowa defeated a top-10 team.....	No. 7 Michigan (April 27, April 29, 2018) (W, 4-2; W, 7-5)
The Hawkeyes played 14 or more innings.....	vs. Sacramento State, 4/28/15 (W, 4-3, 18 innings)
Iowa played a game over four and a half hours.....	4:58 vs. Missouri, 5/1/18 (L, 16-17, 11 Innings)
Longest game in school history.....	5:40 vs. Sacramento State, 4/28/15 (W, 4-3, 18 innings)

* Bolded items are from the 2019 season ^Tied school record



2019 IOWA BASEBALL ROSTER

NUMERICAL ROSTER

No.	Name	Pos.	Ht.	Wt	Yr.	B/T	Hometown/High School (Last School)
1	Lorenzo Elion	IF	6-2	190	Jr.	R/R	Chicago, Ill./Simeon Academy (Kirkwood CC)
2	Brendan Sher	IF	6-1	190	Fr.	R/R	Indianola, Iowa/Indianola
4	Mitchell Boe	IF	5-10	175	Sr.	L/R	Naperville, Ill./Joilet Catholic
5	Zeb Adreon	OF/1B	6-2	210	Jr.	L/L	Pleasantville, Iowa/Pleasantville (Southeastern CC)
6	Justin Jenkins	OF	5-10	190	Jr.	L/L	Terre Haute, Ind./Terre Haute South
7	Grant Judkins	IF/RHP	6-3	200	Jr.	L/R	Pella, Iowa/Pella
8	Luke Farley	OF	6-0	200	Sr.	R/R	Denver, Iowa/Waterloo Columbus
9	Ben Norman	OF	6-2	200	Jr.	L/R	Des Moines, Iowa/Roosevelt
10	Derek Lieurance	RHP	6-0	210	RS Jr.	R/R	Cascade, Iowa/NIACC
11	Cole McDonald	RHP	6-1	220	Sr.	L/R	New Hampton, Iowa/New Hampton
12	Drew Irvine	RHP	6-3	175	Fr.	S/R	Waukee, Iowa/Waukee
13	Matt Berst	C	6-0	200	So.	R/R	Cedar Rapids, Iowa/Cedar Rapids Kennedy
14	Brayden Frazier	IF/C	6-0	195	Fr.	R/R	Cedar Rapids, Iowa/Cedar Rapids Jefferson
16	Tanner Wetrich	IF/OF	6-0	185	Sr.	R/R	Moberly, Mo./Moberly (Mineral Area CC)
17	Clayton Nettleton	RHP	6-2	220	Fr.	L/R	Davenport, Iowa/Davenport West
18	Shane Ritter	RHP	6-4	200	Sr.	R/R	Plainfield, Ill./Plainfield South
19	Ben Probst	RHP	6-1	200	So.	R/R	Urbandale, Iowa/Dowling Catholic
20	Izaya Fullard	IF	5-10	235	So.	R/R	North Liberty, Iowa/Iowa City West (Kirkwood CC)
22	Tanner Padgett	1B/OF	6-6	240	RS So.	R/R	Wichita, Kan./Valley Center (Johnson City CC)
24	Hunter Lee	RHP	6-1	225	Jr.	R/R	Des Moines, Iowa/Lincoln (Kirkwood CC)
26	Adam Ketelsen	LHP	6-3	195	Jr.	L/L	Mount Vernon, Iowa/Mount Vernon (Kirkwood CC)
27	Jason Foster	RHP	6-2	190	RS Sr.	R/R	Grove City, Ohio/Bishop Ready (Wright State)
28	Chris Whelan	IF/OF	6-1	195	RS Sr.	R/R	Naperville, Ill./Benet (Parkland College)
30	Connor McCaffery	OF/1B	6-6	205	RS Fr.	L/L	North Liberty, Iowa/Iowa City West
31	Matthew Sosa	IF	6-2	210	Jr.	R/R	Whittier, Calif./Whittier (East Los Angeles CC)
32	Brett McCleary	C	6-2	215	So.	R/R	Iowa City, Iowa/City High
33	Jack Dreyer	LHP	6-2	200	So.	R/L	Johnston, Iowa/Johnston
34	Austin Martin	C	6-1	205	Jr.	R/R	Altoona, Iowa/Southeast Polk (Southeastern CC)
35	Cam Baumann	LHP	6-2	197	So.	L/L	Fairfield, Iowa/Fairfield
36	Jake McLaughlin	RHP	6-5	230	Jr.	R/R	Frankfort, Ill./Lincoln Way North (Kirkwood CC)
38	Trenton Wallace	LHP/OF	6-1	200	So.	L/L	Rock Island, Ill./Davenport Assumption
42	Trace Hoffman	RHP	6-1	195	Jr.	R/R	Cascade, Iowa/Cascade (Southeastern CC)
43	Grant Leonard	RHP	5-11	180	Jr.	R/R	Mokena, Ill./Lincoln Way
44	Duncan Davitt	RHP	6-3	200	Fr.	R/R	Indianola, Iowa/Indianola
45	Kyle Shimp	LHP	6-7	235	RS Jr.	R/L	Yorkville, Ill./Yorkville

COACHING STAFF

Head Coach: #21 Rick Heller (Upper Iowa, '86, 6th year at Iowa)
Associate Head Coach/Recruiting Coordinator: #15 Marty Sutherland (Northern Iowa, '02, 6th Year at Iowa)
Assistant Coach (Hitting): #23 Robin Lund (Whitworth College, 1995, 1st year at Iowa)
Volunteer Assistant Coach (Pitching): #37 Tom Gorzelanny (1st year at Iowa)
Graduate Assistant: #38 Shane Schmidt (Truman State, '16, 2nd year at Iowa)
Director of Baseball Operations: Nic Ungs (Northern Iowa, '01, 2nd year at Iowa)
Athletic Trainer: Connor Leichtle

SUPPORT STAFF

Strength & Conditioning Coach: Zach Walrod
Equipment Manager: Kevin Foor
Academic Advisor: Troy Wulf
Baseball Communication Contact: James Allan
Baseball Communication Secondary Contact: Shane Sturtz
Baseball Hawk Vision: Matt Nelson
Baseball Marketing: Michael Murtagh
Nutritionist: Nicole White
Baseball Secretary: Kendra Wieditz
Student Managers: Sam Bornstein, Ethan Ekstrom, T.J. Feldman, Walker Gentz, Ryan Gorman, Madeline Hoswell, Matthew Murray, Noah Peyton, Cooper Rettinger, Adam Schuck, Haley Schulte, Jake Stone, Tyler Vanarkel

SQUAD ANALYSIS

Position Starters Returning/Lost: 4+/DH/4
Letterwinners Returning/Lost: 19/11
Total Players/Newcomers: 35/15
Total Pitchers Returning/Lost: 10/5
Class Breakdown: 35 (6 - Freshmen, 8 - Sophomores, 14 - Juniors, 7 - Seniors)
Newcomer Breakdown: 15 (5 Freshman, 10 Transfers)
States: Iowa - 22, Illinois - 8, Missouri - 1, Indiana - 1, Ohio - 1, Kansas - 1, California - 1
How they hit: Right - 23, Left - 11, Switch - 1
How they throw: Right - 29, Left - 6
How they pitch: Right - 13 Left - 5

ALPHABETICAL ROSTER

5	ADREON, Zeb
35	BAUMANN, Cam
13	BERST, Matt
4	BOE, Mitchell
44	DUNCAN, Davitt
33	DREYER, Jack
1	ELION, Lorenzo
8	FARLEY, Luke
27	FOSTER, Jason
14	FRAZIER, Brayden
20	FULLARD, Izaya
42	HOFFMAN, Trace
12	IRVINE, Drew
6	JENKINS, Justin
7	JUDKINS, Grant
26	KETELSEN, Adam
24	LEE, Hunter
43	LEONARD, Grant
10	LIEURANCE, Derek
34	MARTIN, Austin
30	MCCAFFERY, Connor
32	MCCLEARY, Brett
11	MCDONALD, Cole
36	MCLAUGHLIN, Jake
17	NETTLETON, Clayton
9	NORMAN, Ben
22	PADGETT, Tanner
19	PROBST, Ben
18	RITTER, Shane
2	SHER, Brendan
45	SHIMP, Kyle
31	SOSA, Matthew
38	WALLACE, Trenton
16	WETRICH, Tanner
28	WHELAN, Chris

PRONUNCIATION GUIDE

Zeb Adreon: Adrian
Cam Baumann: Bauw-man
Lorenzo Elion: E-Lon
Izaya Fullard: Isaiah FULL-lard
Tom Gorzelanny: Gore-zeh-LAHN-ee
Derek Lieurance: La -rah-n-ce
Brendan Sher: Sure
Tanner Wetrich: We-trich
Chris Whelan: Way-lin

