

February 10, 2007

Iowa at Wisconsin

The Kohl Center

Iowa Hawkeyes (14-10, 6-4)

							Pts.	Reb.	FG%	FT%
34	Tyler Smith	F	6-7	219	Fr.	Pulaski, TN (Hargrave Military)	15.8	5.2	.449	.727
44	Cyrus Tate	F	6-8	240	So.	Chicago, IL (Northeast, NE CC)	4.3	4.2	.442	.700
52	Kurt Looby	C	6-10	210	Jr.	St. John's, Antigua (Tyler, TX CC)	4.0	4.7	.538	.605
1	Adam Haluska	G	6-5	210	Sr.	Carroll, IA (Carroll)	21.0	4.5	.427	.888
11	Tony Freeman	G	6-1	190	So.	Mayfield, IL (St. Joseph's)	7.0	2.6	.410	.714

Wisconsin Badgers (23-2, 9-1)

5	Jason Chappell	F	6-10	245	Sr.	New Berlin, WI (West)	3.5	2.9	.453	.692
42	Alando Tucker	F	6-6	205	Sr.	Lockport, IL (Township)	19.9	5.2	.489	.673
32	Brian Butch	C	6-11	245	Jr.	Appleton, WI (West)	9.2	6.3	.486	.570
22	Michael Flowers	G	6-2	185	Jr.	Madison, WI (LA Follette)	7.8	3.6	.474	.731
23	Kammron Taylor	G	6-2	175	Sr.	Minneapolis, MN (North)	13.1	2.4	.443	.772

THE SETTING

Iowa (14-10, 6-4) travels to Wisconsin (23-2, 9-1) Saturday, Feb. 10 for the second meeting of the season with the Badgers. Game time is 1:05 p.m. at the Kohl Center (17,142). Wisconsin defeated Iowa 57-46 Jan. 28 in Iowa City. Iowa has won its last three games and four of its last five.

Iowa defeated Minnesota 91-78 Wednesday night in Minneapolis. Wisconsin scored a 71-58 victory at Penn State Wednesday night.

ON THE AIR

Radio: Iowa games are broadcast on the Hawkeye Radio Network. Gary Dolphin handles the play-by-play, along with color commentator Bob Hansen. The Hawkeye Radio Network coverage includes a 60-minute pre-game show.

Television: ESPN will carry the game to a national cable audience. Dave O'Brien and Rick Majerus will call the action.

IOWA HISTORY

Iowa has played 2,401 games since beginning basketball in 1902. Overall Iowa's record is 1,435-966 (.598). That includes an 899-308 (.745) record in home games, a 536-658 (.449) record in games away from Iowa City, a 681-662 (.507) mark in Big Ten games and a 305-82 (.788) record in Carver-Hawkeye Arena.

HALUSKA IS NATIONAL PLAYER OF THE WEEK

Iowa senior Adam Haluska was named national Player of the Week by *The Sporting News* and Big Ten Conference Player of the Week for his efforts in wins over Michigan and Indiana. Haluska averaged 25 points and 7.5 rebounds. He recorded his third career double-double with 17 points and 10 rebounds at Michigan.

Against Indiana he added 33 points and five rebounds in Iowa's 81-75 win. The 33 points marked a career-high in Big Ten play until he scored 34 points in the most recent win at Minnesota. In two games last week he shot 41.3% from the field, 42.1% from three-point range and 82.4% from the free throw line.

Haluska also earned the league honor Dec. 26 and was recognized once during the 2005-06 season. Haluska leads the Big Ten in scoring at 21 points per game.

HALUSKA EARNS ACADEMIC RECOGNITION

Senior Adam Haluska has earned CoSIDA/ESPN The Magazine District VII academic all-America recognition. Haluska was named to the all-District first team and will have his name placed on the national ballot.

Haluska is a finance and marketing major with a 3.5 grade point average. He has been named to the District VII team for the third straight season and earned third team academic all-America honors as a junior.

Schedule/Results

Record: 14-10 (6-4)

Nov. 13	The Citadel	W	75-53
* Nov. 17	Toledo	W	78-65
* Nov. 19	Alabama	L	60-72
* Nov. 20	Villanova	L	60-89
Nov. 25	at Arizona State	L	64-67
Nov. 29	at Virginia Tech	L	65-69
+ Dec. 1	TX-Pan American	W	62-46
+ Dec. 2	Coppin State	W	83-67
Dec. 5	Northern Iowa	L	55-57
Dec. 8	Iowa State	W	77-59
Dec. 16	at Drake	L	59-75
Dec. 20	Georgia State	W	101-59
Dec. 23	Texas Southern	W	90-63
Dec. 30	Cornell	W	65-50
Jan. 4	Michigan State	W	62-60
Jan. 10	at Illinois	L	70-74
Jan. 13	Minnesota	W	60-49
Jan. 16	at Indiana	L	64-71
Jan. 20	at Ohio State	L	63-82
Jan. 24	Penn State	W	79-63
Jan. 28	Wisconsin	L	46-57
Jan. 31	at Michigan	W	69-62
Feb. 3	Indiana	W	81-75
Feb. 7	at Minnesota	W	91-78

Feb. 10	at Wisconsin, 1:05 pm
Feb. 14	Northwestern, 7:05 pm
Feb. 17	at Mich. State, 1:32 pm, CT
Feb. 21	Purdue, 8:05 pm
Feb. 28	at Penn State, 6:05 pm CT
Mar. 3	Illinois, TBA
Mar. 8-11	Big Ten Tournament

* - - Paradise Jam

+ - - Hawkeye Challenge, Iowa City

All times listed are Central Time

Coach Steve Alford

Steve Alford (pronounced ALL-ford) is in his eighth season as head coach at the University of Iowa and his 16th season as a college head coach. Alford holds a career record of 305-179 (.630), including a 149-102 (.594) record at Iowa, a 78-29 (.729) record in four seasons (1992-95) at Div. III Manchester College and a four-year record (1996-99) of 78-48 (.619) at Southwest Missouri State. Alford ranks third among Iowa's head basketball coaches in career wins. Alford's 305 career victories are the most in the nation among all head coaches who are 42-years old or younger.



Alford has posted a 13-5 record in the Big Ten Conference Tournament, leading the Hawkeyes to the tournament title in both 2001 and 2006. His total wins and winning percentage in the event rank tops among all Big Ten coaches. Alford is 58-64 (.475) in Big Ten games and led Iowa to a second place finish (11-5) in the 2006 regular season. Alford is 8-7 in the NCAA Tournament (3-4 in Div. I and 5-3 in Div. III) and 2-4 in the NIT.

Alford is the only Iowa coach to lead his Hawkeye teams to six consecutive winning seasons. Iowa has advanced to post-season action in each of the past six years and the Hawkeyes have won 20 or more games in three of his seven seasons. Alford led Iowa into the second round of the 2001 NCAA Tournament in his second season and the Hawkeyes returned to the NCAA Tournament in 2005 and 2006. Iowa advanced to the NIT in 2002, 2003 and 2004.

Alford led Southwest Missouri State to the NCAA Sweet 16 in 1999 and in 1995 Manchester advanced to the NCAA championship game before suffering its first defeat of the season.

Alford is a 1987 graduate of Indiana, where he led the Hoosiers to the 1987 NCAA title. Alford was a member of the 1984 U. S. Olympic team that earned the Gold Medal and he was the 26th player selected in the NBA Draft following his senior season. Alford played four seasons in the NBA before beginning his coaching career.

At Indiana, Alford started 120 of 125 games in four seasons. He served as team captain in 1987 when the Hoosiers were 30-4. Steve concluded his college career as Indiana's all-time scoring leader with 2,438 points and he holds the Indiana record for career steals with 178. He was a consensus first team All-American and the Big Ten MVP as a senior.

Alford is a member of the Manchester College M Association Hall of Fame and the Indiana University Athletics Hall of Fame. In 2001 he was named one of the "Top 50 Athletes" in the history of the state of Indiana and was selected as a member of the 15-man Indiana University all-Century team. In 2004 he was one of five players selected to ESPN's Big Ten Conference Silver Anniversary team.

Alford is 5-11 vs. Wisconsin (4-11 while at Iowa) and 4-9 vs. Badger Coach Bo Ryan.

Iowa Quick Facts

Location:	Iowa City, IA
Founded:	1847
Enrollment:	29,697
President:	Gary Fethke
Athletic Director:	Gary Barta
Conference:	Big Ten
Home Arena:	Carver-Hawkeye (15,500)
All-Time Record:	1,435-966 (.598)
All-Time Big Ten Record:	681-662 (.507)
NCAA Appearances:	22
NCAA Tournament Record:	27-24

Head Coach:	Steve Alford
Record At Iowa:	149-102, .594 (8th season)
Career Record:	305-179, .630 (16th season)
Big Ten Record:	58-64 (.475)
Big Ten Tournament Record:	13-5 (2 titles)
Associate Head Coach:	Craig Neal (Georgia Tech)
Assistant Coaches:	Tim Buckley (Bemidji State) Billy Garrett (Indianapolis)
Dir. of Basketball Operations:	Paul Weir (York Univ.)
Graduate Assistant:	Justin Wieck (Iowa)
Basketball Administrator:	Jerry Strom (Concordia Col.)
Trainer:	John Streif
Sports Information:	Phil Haddy/Steve Roe
Sports Info. Telephone:	319-335-9411
Sports Info. FAX:	319-335-9417
Internet Address:	www.hawkeyesports.com

IN THE RANKINGS

Wisconsin is ranked fourth in both the Associated Press rankings and the ESPN/USA Today coaches poll. The Badgers have been ranked as high as second.

Iowa has posted a 2-3 record while facing five ranked opponents this season. Iowa lost to 10th-ranked Alabama 72-60 in the semi-finals of the Paradise Jam, defeated 24th-ranked Michigan State 62-60 Jan. 4 in Iowa City, lost to seventh-ranked Ohio State 82-63 Jan. 20 in Columbus, lost to second-ranked Wisconsin 57-46 in Iowa City and defeated 25th-ranked Indiana 81-75 in Iowa City.

Under Steve Alford, Iowa is 3-10 when playing teams ranked among the top five in the nation. That includes a 1-3 mark vs. No. 1, a 1-2 record vs. No. 2, a 0-1 record vs. No. 3, a 0-2 vs. No. 4 and a 1-2 mark vs. No. 5.

HAWKEYES SET ARENA RECORD

Iowa recently set a Carver-Hawkeye Arena (opened in 1983) record with 12 consecutive Big Ten Conference home wins. The streak was snapped Jan. 28 when second-ranked Wisconsin won in Iowa City. Prior to the Badger loss, Iowa had not lost a Big Ten home game since a 75-65 loss to top-ranked Illinois on Feb. 19, 2005.

Iowa's record for consecutive home wins in league play is 14 straight. That mark was set during the 1980-81 and 1981-82 seasons when home games were played at the Iowa Field House.

Iowa Basketball Roster

No.	Name	Pos.	Ht.	Wt.	Yr.	Hometown High School/CC	The Latest Scoop
0	Josh Crawford	C	6-10	200	Fr.	Long Beach, CA (Wilson)	2 points & one rebound vs. Georgia State
1	** Adam Haluska	G	6-5	210	Sr.	Carroll, IA (Carroll)	34 pts., 8 assists & 5 rebounds at Minnesota
2	# David Palmer	C	6-9	240	So.	Antioch, TN (Oak Hill Academy)	Will redshirt as a transfer from Seton Hall
3	Drew Adams	G	6-1	185	So.	Bloomington, IN (South)	One assist in win over TX Southern
4	* J.R. Angle	G/F	6-7	208	So.	Franklin, IN (Indian Creek)	3 points & one assist in win at Minnesota
11	* Tony Freeman	G	6-1	190	So.	Maywood, IL (St. Joseph's)	11 points & 6 assists in win at Minnesota
14	Brett Wessels	G	6-3	190	So.	Bettendorf, IA (Bettendorf)	3 points & 2 rebounds vs. Alabama
15	Dan Bohall	G	6-4	193	Fr.	Sioux City, IA (East)	6 points in Black and Gold Blowout
24	Justin Johnson	G	6-6	190	Jr.	Tyler, TX (Tyler, TX CC)	8 points in win over Indiana
34	Tyler Smith	F	6-7	210	Fr.	Pulaski, TN (Hargrave Military Aca.)	19 points, 8 rebs. & 5 assists at Minnesota
35	*** Mike Henderson	G	6-3	200	Sr.	Waterloo, IA (East)	11 points in win at Minnesota
44	Cyrus Tate	F	6-8	240	So.	Chicago, IL (Northeast, NE CC)	6 rebounds & 4 points in win over Indiana
52	Kurt Looby	F/C	6-10	210	Jr.	St. John's, Antigua (Tyler, TX CC)	6 rebounds & 2 blocks in win over Indiana
53	** Seth Gorney	C	7-0	245	Jr.	Vandalia, OH (Butler)	8 points in win at Minnesota

TOP HOME PERCENTAGE

With three games remaining on the 2007 home schedule, Iowa has posted a 41-5 record in Carver-Hawkeye Arena over the last three seasons. That mark ranks as Iowa's best home court winning percentage over any three year period in which Iowa won at least 40 games. Following is a ranking of Iowa's best home court record over any three-year period, with a minimum of 40 wins:

Percentage	Record	Years
.891	41-5	2005-07
.875	42-6	1987-89
.872	41-6	2004-06
.854	41-7	1991-93
.851	40-7	1985-87
.837	41-8	1995-97
.816	40-9	1988-90

ALFORD THIRD IN CAREER WINS

Coach Steve Alford has 305 career wins and 149 victories as Iowa's head coach. With Iowa's win over Iowa State earlier this season, Alford moved past Rollie Williams (139) for third place on Iowa's career win list behind Tom Davis (269) and Lute Olson (168). Iowa's 62-60 win over 24th-ranked Michigan State was win No. 300 for the Hawkeye head coach.

Davis coached the Hawkeyes from 1987-99, Olson was the Iowa coach from 1975-83 and Williams coached the Hawkeyes from 1930-42 and in 1950-51. Following is a list of Alford's significant career victories:

No.	Opponent, result	Date
1	Manchester 82, Denison 63	12/29/91
50	Manchester 87, Huntington 63	11/22/94
100	SW MO State 75, NW State 73	12/10/96
150	SW MO State 89, Wichita State 58	1/31/99
200	Iowa 78, Iowa State 53	12/08/01
250	Iowa 88, Centenary 53	12/03/04
256	Iowa 73, Air Force 63	12/28/04
	(No. 100 as Iowa's head coach)	
300	Iowa 62, Michigan State 60	1/04/06

IOWA TOUGH AT HOME

Iowa has won 29 of its last 31 games in Carver-Hawkeye Arena. Iowa's recent win streak included 21 straight overall wins and 12 straight Big Ten Conference wins. Iowa has won nine of its last 10 home games against ranked opponents. The Hawkeyes are 11-2 at home this season.

WISCONSIN COACH BO RYAN

Bo Ryan is in his sixth season at Wisconsin after leading the Badgers to back-to-back Big Ten regular season titles in 2002 and 2003. The Badgers won the Big Ten Tournament title in 2004. He was named Big Ten Conference Coach of the Year in both 2003 and 2004. Ryan has posted a 135-51 record with the Badgers.

Ryan is in his 23rd season as a college head coach, with a career record of 518-154. Ryan moved to Madison after posting a 30-27 record in two seasons at Wisconsin-Milwaukee. Ryan's UW-Milwaukee team posted a 15-13 record in 2001, including a narrow 83-79 loss to Iowa in Iowa City.

Ryan was the head coach at Wisconsin-Platteville for 15 seasons, leading that school to four NCAA Division III national titles (1991, 1995, 1998, 1999) and eight conference titles. Overall his record at Platteville was 353-76.

Ryan has been named national Coach of the Year four times. He is the winningest coach in Division III history and was the winningest coach in the NCAA (all divisions) in the 1990's. He served as an assistant coach for the gold-medal winning USA team at the 1995 World University Games and an assistant coach for the gold-medal winning North team at the 1993 U.S. Olympic Festival.

Ryan previously was an assistant at Wisconsin for eight seasons (1977-84), working under Bill Cofield and Steve Yoder.

Ryan is 8-4 vs. Iowa (8-3 while at Wisconsin) and 9-4 vs. Hawkeye Coach Steve Alford.

COACHES MET FOR DIVISION III TITLE

Iowa Coach Steve Alford and Wisconsin Coach Bo Ryan first coached against each other in the NCAA Division III championship game in 1995. In that game, Ryan's Wisconsin-Platteville team defeated Alford's Manchester College team by a 69-55 margin.

Alford and Ryan also met in 2001 when Alford's second Iowa team opened the season with an 83-79 win over Ryan's Wisconsin-Milwaukee team in Iowa City.

THE SERIES

Iowa holds a 76-70 advantage in the series that began with a 30-9 Wisconsin win in 1909. Wisconsin won the first meeting this season by a 57-46 score in Iowa City. The teams split two games in 2006, Wisconsin winning 66-52 in Madison and Iowa winning 59-44 in Iowa City. The Iowa win at the end of the regular season snapped Wisconsin's six-game winning streak in the series. The Badgers won both meetings in 2005 by three points, 72-69 in Madison during the regular season and 59-56 in the Big Ten Conference Tournament semi-finals.

Wisconsin won 54-52 in Iowa City in the only meeting in 2004 and the Badgers won both meetings in 2003, 74-61 in Madison and 61-53 in Iowa City.

Iowa won two of three meetings in 2002, the first time the teams had ever met three times in the same season. In 2002, the Hawkeyes won in Iowa City and lost in Madison before defeating the Badgers in the quarter-finals of the Big Ten Tournament in Indianapolis. Iowa and Wisconsin have met three times at the Big Ten Tournament, with the Badgers winning twice. Wisconsin won in Chicago in 1999 and 2005 and Iowa won in Indianapolis in 2002.

Wisconsin holds a 45-27 advantage in games played in Madison and the Badgers have won the last five meetings there. Iowa is 2-5 at the Kohl Center, winning there in 2000 (61-55) and 1998 (79-76).

IOWA, BADGER NOTES

- Iowa's Adam Haluska and Wisconsin's Alando Tucker rank as the top two scorers in the Big Ten Conference, respectively, and as two of the top seniors in the nation. Haluska is averaging 21 points for the season and 22.3 in league play. Tucker is second for all games (19.9) and tied for second in Big Ten action (18.9).
- Iowa's Steve Alford holds a 13-11 record vs. Wisconsin as a player and coach. Indiana won all eight games vs. Wisconsin during Alford's playing career. As a coach, Alford is 5-11 vs. the Badgers. Alford's Southwest Missouri State team defeated Wisconsin in the first round of the 1999 NCAA Tournament and Wisconsin has won 11 of the 15 meetings since Alford became the Iowa coach.
- Wisconsin Assistant Coach Gary Close was an assistant coach at Iowa for 13 seasons (1987-99). He later was the head boys basketball coach at Regina High School in Iowa City for three years, leading his team to the state tournament his last two seasons.
- Will Ryan, Wisconsin's Director of Basketball Operations, is the oldest son of Badger Coach Bo Ryan. Will Ryan played under his father at both Wisconsin-Platteville and Wisconsin-Milwaukee.

History & Record Book Online

Iowa's History and Record Book, the supplement to the 2006-07 basketball media guide, is available online at hawkeyesports.com, the official website of the University of Iowa athletic department. After opening the Iowa website, click on Men's Basketball at the top of the page under "The Hawkeyes". Once at the basketball site, click on the History and Record Book on the right side of the page under the Stats and More heading. Copies of the History and Record Book are also available through the UI Sports Information office.

- Matt Ryan, a Wisconsin program assistant, is the youngest son of Badger Coach Bo Ryan.
- Iowa's Tony Freeman and Wisconsin's Mickey Perry are both from Maywood, IL. Freeman attended St. Joseph's HS and Perry attended Proviso East.

WISCONSIN WON IN IOWA CITY

Second-ranked Wisconsin used an 8-0 scoring run over three-and-a-half minutes late in the second half to pull away as the Badgers defeated Iowa 57-46 in Iowa City, ending Iowa's 12-game home winning streak in Big Ten Conference play.

The first half featured scoring runs by both teams. Iowa scored 10 straight points to take a 12-9 advantage early in the contest before Wisconsin answered with 14 straight to take a 23-12 lead. Iowa's 10-3 spurt in the final minutes left the Badgers with a 26-22 halftime advantage.

Iowa closed its deficit to 45-41 with 7:40 remaining in the game. But Wisconsin gained control from there as Iowa did not score again until 3:33 remained. Iowa was unable to close the gap to less than nine the remainder of the game. The Badgers shot 55% from the field in the second half, connecting on eight of their first 10 field goals in the second half to stretch the halftime margin to 11.

The Hawkeyes struggled from the field in the first half, shooting just 23.3%. Iowa improved slightly to 33.3% in the second half, but shot just 28.1% for the game, including 14.3% (2-14) from three-point range.

Iowa played well in other phases of the game, holding a 40-33 rebounding advantage and forcing 12 Badger turnovers. Iowa had just nine turnovers, including three in the second half.

Adam Haluska led Iowa with 16 points and Tyler Smith added eight. Cyrus Tate led Iowa's rebounding effort with a career-high 10 boards and Haluska added seven rebounds and four assists.

Alando Tucker led Wisconsin with 27 points, while Brian Butch added 13 points and 14 rebounds.

SCORING 30 OR MORE FOR THE HAWKEYES

Iowa senior Adam Haluska has scored over 30 points in Iowa's last two games and has scored over 30 points in four games this season. Prior to this season his scoring high was 29 points a year ago in a win at Penn State. Following are some notes on Iowa players scoring 30 or more points:

- Adam Haluska is the first Iowa player to score 30 or more points in consecutive games since Roy Marble scored 30 points at Michigan on March 4, 1989 and 37 points at Illinois on March 8, 1989. Iowa lost both games, but Michigan won the national title that year after defeating Illinois in the national semi-finals.
- Adam Haluska is the first Iowa player to score 30 or more points more than once in a season since Andre Woolridge scored 30 or more three times during the 1996-97 season.
- Adam Haluska is the first Iowa player to score 30 or more points four times in one season since Cedar Rapids native Rick Williams in 1972. Williams scored 40 points vs. South Carolina, 35 vs. Michigan, 32 vs. Illinois and 33 vs. Michigan State.
- Adam Haluska is the first Big Ten Conference player to record 30 or more points in consecutive games since Minnesota's Vincent Grier had 32 points in back-to-back games vs. Wisconsin and Northwestern in February, 2005.
- The last time Iowa had any player scored 30 or more points in consecutive games came at the end of the 2000 season. Rob Griffin scored 36 points vs. Penn State in the final regular season game, Kyle Galloway scored 30 points in a win over Minnesota in the Big Ten Tournament and Dean Oliver followed with 30 points in a loss to Michigan State in the Big Ten Tournament.
- The last time any Iowa player scored 30 or more points in more than four games in a season occurred in 1970-71 when Fred Brown scored 30 or more in 10 games. John Johnson scored 30 or more points in 13 games during the 1969-70 season.
- In the Big Ten Conference this season, a player has scored 30 or more points nine times. Iowa's Adam Haluska is the only Big Ten player to score over 30 points in more than one game this season.

SMITH AMONG FRESHMAN LEADERS

Iowa's Tyler Smith ranks high among freshmen in the Big Ten in nearly all statistical categories. He is first in scoring (15.8), second in assists (3.8), tied for second in rebounds (5.2), fourth in steals (1.5), ninth in free throw percentage (.727) and 14th in field goal percentage (.449) and three-point percentage (.294).

SMITH LEADING THE TEAM

Freshman Tyler Smith has taken over the team lead in rebounds (5.2), assists (3.8) and steals (1.5). Since Iowa began keeping season leaders in assists in 1975, no Hawkeye player has ever led the team in both rebounds and assists. Smith is also second on the team in scoring at 15.8 points per game.

HALUSKA A TOP SENIOR

Iowa senior guard Adam Haluska is one of 30 candidates for the 2007 Lowe's Senior CLASS Award. The award is presented annually to an NCAA Division I male and female basketball player who excel both on and off the court. A list of 10 finalists will be announced in February. Fans, coaches and media will have the opportunity to vote in the process, with the winners being announced during the men's and women's respective Final Four weekends.

Big Ten Standings

	Big Ten			All Games		
	W	L	PCT	W	L	PCT
Wisconsin	9	1	.900	23	2	.920
Ohio State	9	1	.900	21	3	.875
Indiana	6	3	.667	16	6	.727
Iowa	6	4	.600	14	10	.583
Illinois	6	5	.545	18	8	.692
Purdue	5	5	.500	16	8	.667
Michigan	4	5	.444	16	8	.667
Michigan State	4	6	.400	17	8	.680
Minnesota	3	7	.300	9	15	.375
Penn State	1	8	.122	10	12	.455
Northwestern	1	9	.100	11	12	.478

Saturday, February 10

Iowa at Wisconsin, 1:05 p.m., ESPN

Illinois at Indiana

Minnesota at Michigan

Penn State at Northwestern

Purdue at Ohio State

Tuesday, February 13

Michigan at Michigan State

Wednesday, February 14

Northwestern at Iowa, 7:05 p.m., ESPN Regional

Wisconsin at Minnesota

Ohio State at Penn State

Indiana at Purdue

Saturday, February 17

Iowa at Michigan State, 1:32 p.m. CT. ESPN Regional

Indiana at Michigan

Penn State at Wisconsin

Sunday, February 18

Ohio State at Minnesota

Northwestern at Illinois

The CLASS Award is an acronym for Celebrating Loyalty and Achievement for Staying in School. Conceived by sportscaster Dick Enberg, the award is based on areas of excellence in classroom, character and community, as well as performance on the court.

MAKING THE FREEBIES

Iowa has been a solid shooting team from the free throw line throughout the season and the Hawkeyes have stepped up their accuracy in the last three games. In wins over Michigan, Indiana and Minnesota, Iowa has connected on 82.9% (63-76) of its free throws.

Furthermore, Iowa has shot 85.7% (42-49) in the second half of those games. Iowa made 20-22 in the second half of the win over Indiana, 13-15 in the second half in the win at Minnesota and 9-12 at Michigan.

IOWA NOTES

- As a team, Iowa leads the Big Ten Conference and ranks seventh in the nation in free throw percentage, making 76.5% (348-455) of its attempts.
- In individual statistics, Adam Haluska ranks 18th nationally in scoring (21.0) and 25th in free throw percentage (88.8%, 127-143). He has 143 free throw attempts through 24 games after having 135 attempts in 34 games a year ago.
- Iowa completed a five-game road swing in November that saw the Hawkeyes travel nearly 8,000 miles while competing in the Paradise Jam in St. Thomas, Virgin Islands, along with playing single games at Arizona State and Virginia Tech. Iowa has played in four different time zones (Atlantic, Eastern, Central, Mountain). This marks the first time since early in the 2000-01 season that Iowa has played five straight games away from home. Like this season, that five-game stretch in 2000-01 also included three games at a neutral site (Rainbow Classic). Iowa's longest consecutive road game streak under Steve Alford occurred in 1999-00 when the Hawkeyes played at Northern Iowa, Iowa State, Missouri and Drake, winning two of the four.
- Iowa shot a season-best 89.2% (33-37) from the free throw line in a win over Texas Southern. The made free throws and the free throw attempts are the most for Iowa since the Hawkeyes converted 32-42 in a home loss to Michigan State on 2/5/05. Iowa added 32-37 (86.5%) free throws in a home win over 25th-ranked Indiana.
- Iowa, in non-conference action, played seven opponents from six of the stronger leagues in the nation, including the Atlantic Coast (Virginia Tech), Big East (Villanova), Big 12 (Iowa State), Missouri Valley (Drake & Northern Iowa), Pac-10 (Arizona State) and Southeastern (Alabama).
- Senior guard Adam Haluska has started all 122 games in his career, a streak that ranks as the longest in the nation among current players.
- With 18 points in Iowa's loss to Villanova, Adam Haluska became the 39th Hawkeye player to surpass 1,000 career points. Haluska is in his third season at Iowa and has 1,446 points to rank 12th on Iowa's career list. Haluska ranks immediately behind former teammates Greg Brunner (10th, 1,516) and Jeff Horner (11th, 1,502) on the Iowa scoring list. His career total, including one season at Iowa State, stands at 1,730.
- Freshman Tyler Smith was named to the all-tournament team at the Paradise Jam. Smith scored in double figures in all three games. He led Iowa to its win over Toledo on the first round, collecting 28 points, six rebounds and five assists. Smith added 19 points in the loss to 10th-ranked Alabama and 13 points in the loss to Villanova.

IT'S BEEN AWHILE

Iowa's 69-62 win at Michigan marks the first time the Hawkeyes have won consecutive games in Ann Arbor since posting wins there in 1967 and 1968. Iowa, which won at Michigan in overtime in 2005, has never won three straight in Ann Arbor. The Hawkeyes did not play at Michigan a year ago.

In the win over the Wolverines, Iowa trailed by as many as 14 points in the first half and by 11 points at halftime. The rally marks the first time since a win at Ohio State on Feb. 25, 2003 that Iowa has won after trailing by 10 or more points at halftime. In that game, Iowa trailed 27-17 in Columbus before outscoring the Buckeyes 54-37 over the final 20 minutes.

With the most recent win at Minnesota, Iowa has won back-to-back road games in Big Ten play for the first time since the final two conference road games during the 2004-05 season when it won at Michigan and at Purdue.

Iowa In Big Ten Statistics

Category	All Games		Big Ten	
	Stat	Rank	Stat	Rank
Free Throw %	.765	1st	.759	1st
3-Pt. Field Goal %	.382	2nd	.357	4th
Ast./TO Ratio	1.2	4th	1.1	5th
Steals	6.7	4th	5.0	T7th
3-Pt. FG Per Game	6.7	4th	5.6	7th
Turnover Margin	+2.2	5th	+0.7	7th
Assists	15.1	5th	13.2	5th
Scoring Offense	70.0	5th	68.5	3rd
Blocked Shots	3.1	7th	2.4	9th
Scoring Margin	+4.9	8th	+1.4	4th
Scoring Defense	65.1	9th	67.1	10th
3-PT FG Defense	.346	9th	.317	4th
Rebounding Margin	even	9th	+1.4	4th
Field Goal %	.440	9th	.435	6th
FG% Defense	.437	10th	.458	9th

INDIVIDUAL STATISTICS

Category	Player	Stat	Rank
Scoring	Adam Haluska	21.0	1st
	Tyler Smith	15.8	6th
3-pt. FG %	Justin Johnson	.469	2nd
	Adam Haluska	.390	14th
Free Throw %	Adam Haluska	.888	2nd
	Tyler Smith	.727	12th
3-pt. FG Per Game	Adam Haluska	3.2	1st
Blk. Shots	Kurt Looby	1.6	3rd
Assists	Tyler Smith	3.8	8th
	Tony Freeman	3.7	10th
Ast./TO Ratio	Tony Freeman	1.8	8th
	Tyler Smith	1.4	13th
Steals	Tyler Smith	1.5	6th
	Adam Haluska	1.3	11th
Rebounding	Tyler Smith	5.2	16th

HALUSKA GETS DOUBLE-DOUBLE

Senior guard Adam Haluska recorded his first double-double of the season with 17 points and 10 rebounds in the win at Michigan. Haluska recorded his first double-double at Iowa a year ago, collecting 20 points and 10 rebounds in a home win over Indiana.

Haluska has three career double-doubles, as he had 10 points and 11 rebounds in a win over Arkansas-Pine Bluff at Iowa State as a freshman.

IOWA WINS HAWKEYE CHALLENGE

Iowa once again claimed the title of its own Hawkeye Challenge, defeating Texas-Pan American 62-46 in the first round and Coppin State 83-67 in the title game. Iowa has won its own invitational 24 times in the 25 year history of the event.

Senior guard Adam Haluska claimed Most Valuable Player honors, while junior Justin Johnson and freshman Tyler Smith were also named to the all-tournament team.

HAWKEYE TIDBITS

- Seven Hawkeye opponents (Alabama, Villanova, Arizona State, Drake, Illinois, Ohio State, Minnesota-second) have shot better than 50% from the field and Iowa is 1-6 in those games. In 34 games a year ago, Iowa allowed just three opponents to shoot as well as 50% from the field. Those were road games at Michigan State, Purdue and Minnesota, with Iowa losing two of the three. Iowa is 5-14 over the past four seasons when its opponent shoots 50% or better from the field.
- Iowa has held nine opponents to less than 40% shooting from the field, including a season low 33.9% by The Citadel and Minnesota. Iowa won eight of the nine games, with the only loss a two-point decision to Northern Iowa.
- Iowa owns two wins over Minnesota, 60-49 in Iowa City and 91-78 in Minneapolis. The Gophers shot just 33.9% from the field in Iowa City, matching the **lowest** percentage for an opponent this season. Minnesota shot 63.3% in the most recent meeting, the **best** field goal percentage by an Iowa opponent this season.
- Iowa's field goal percentage (28.1%, 16-57) in a Jan. 28 loss to Wisconsin matches the lowest field goal percentage for a Steve Alford-coached Iowa team. Iowa was also 16-57 from the field in a 75-53 home loss to Michigan State on Jan. 8, 2000.
- Under Steve Alford, Iowa is 43-6 when shooting at least 50% from the field, including 10-0 over the past two seasons.
- Iowa is 30-37 vs. ranked teams under Coach Steve Alford. That includes a 15-10 home record, an 11-12 record at neutral sites and 4-15 mark in road games. Iowa is 2-3 vs. ranked opponents in 2006-07, with all three losses to teams ranked in the top 10.
- Iowa is 5-0 when scoring 80 points or more, 4-1 when scoring between 70-80 points, 5-6 when scoring between 60-70 points and 0-3 when scoring less than 60 points.
- Iowa is 6-2 when holding its opponent to less than 60 points, 6-3 when holding its opponent between 60-70 points and 2-6 when the opponent scores over 70 points.
- Iowa is 9-2 when collecting more assists than the opponent, 4-8 when the opponent has more assists and 1-0 when assists are even.
- Iowa is 11-5 when having fewer turnovers than its opponent and 3-5 when the opponent has fewer turnovers.
- Iowa is 8-5 when collecting more steals than its opponent, 3-5 when the opponent has more steals and 3-0 when steals are equal.
- Iowa has had four players score in double figures in two games (Toledo & at Minnesota) and three players score in double figures in 14 games. Iowa is 2-0 when four reach double figures, 8-6 when three score in double figures and 3-4 with two players in double figures.
- Iowa is 12-3 when leading at halftime, 1-7 when trailing at intermission and 1-0 when tied at halftime.
- Iowa is 7-4 when controlling the opening tip and 7-6 when not controlling the tip.
- Iowa is 3-5 in games decided by 10 points, including a 1-4 record in games decided by five points or less.

IOWA RACES PAST MINNESOTA

Iowa started fast and maintained the advantage throughout most of the game in taking a 91-78 win at Minnesota, completing a season sweep of the Golden Gophers.

A three-point play by Adam Haluska gave Iowa a 7-6 advantage three minutes into the game and the Hawkeyes led the rest of the way. Iowa led 34-31 when it used a 13-5 scoring run over the final five minutes of the first half to take a 47-36 advantage at the break.

Hawkeyes Add Three Recruits

Iowa basketball has signed three recruits, all high school seniors, to join the program next season.

Those players include guard Dairese Gary from Concord HS in Elkhart, IN, forward Jake Kelly from Carmel HS in Carmel, IN and forward Jarryd Cole from Winnetonka HS in Kansas City, MO.

Gary (6-1, 205) has been in the starting line-up at Concord since his freshman season. As a junior, he averaged 22.3 points, four rebounds and two assists per game and was team captain. He has scored 896 career points heading into his final season after averaging 11 points a game as a sophomore.

Gary was a unanimous first team all-conference selection in the Northern Lakes Conference after earning honorable mention recognition as a sophomore. He was named to all-area and all-sectional teams and selected to the Indiana Junior All-Stars.

Gary helped a veteran Concord team post a 22-2 record his sophomore season, winning the sectional title. With a young team a year ago Concord posted an 11-10 record. In summer action, Gary has played with the Indiana Elite AAU team each of the past three summers.

Cole (6-7, 240), a native of Gladstone, MO, averaged 19 points and 14 rebounds per game as a junior at Winnetonka HS and is regarded as a relentless rebounder. He attended Iowa's Elite Camp this summer and had a solid summer with his Kansas City area AAU team.

Kelly (6-5, 175) is considered to be an outstanding shooter. He averaged 11.3 points, 4.9 rebounds and 2.3 assists as a prep junior. He made a solid impression at the Adidas Superstar Camp last spring and continued to shine throughout the summer.

Kelly helped his prep team post a 17-7 mark a year ago, shooting 51.2% from the field, 35% from three-point range and 81.8% from the free throw line. He was a first team all-conference selection and was named to the Indiana Junior All-Stars. He earned pre-season all-state recognition heading into his senior season.

Iowa built the advantage to 55-38 three minutes into the second half, but Minnesota would not go away. The Gophers closed the gap to 74-66 with eight minutes remaining before Iowa answered with eight straight points to regain control. Minnesota countered with another run to get back within eight, but six straight points by Adam Haluska gave Iowa an 82-72 lead and the Hawkeyes led by 10 or more the rest of the way.

Both teams shot the ball extremely well from the field, as Minnesota shot 63.3% and Iowa 58.2%. The Hawkeyes shot 62.1% in the first half, marking the fourth half of the season in which they shot better than 60%. There was a difference in three-point shooting, as Iowa shot 62.5% (10-16), compared to 36.8% for Minnesota. Iowa continued its free throw accuracy by hitting 81%, including 86.7% (13-15) in the second half.

Haluska led Iowa with 34 points, hitting 10-14 field goals, 6-10 three-point attempts and all eight of his free throws. He added eight assists and two steals. Tyler Smith added 19 points, eight rebounds, five assists and three steals and Tony Freeman and Mike Henderson each added 11 points.

WISCONSIN WINS AT PENN STATE

Wisconsin pulled away in the final 13 minutes to take a 71-58 win at Penn State Wednesday. The Badgers held just a one point advantage before using an 11-4 run to gain some breathing room. Guard Michael Flowers hit a pair of three-point shots to fuel the scoring run. Wisconsin shot 58.3% from the field in the second half and 51% for the game, compared to 42.3% for the Nittany Lions.

Alando Tucker led the Badgers with 24 points and eight rebounds, while Kammron Taylor scored 13 points and Flowers added 12 points, seven rebounds and six assists.

COMPARING THE STATS

	Iowa (14-10, 6-4)	Wisc. (23-2, 9-1)
Scoring	70.0	73.3
Scoring Defense	65.1	57.8
FG%	.440	.479
FG% Defense	.437	.399
FT%	.765	.688
3-PT FG%	.382	.354
3-PT FG% Defense	.346	.326
Rebound Margin	even	+6.0
Assists	15.1	13.8
TO Margin	+2.2	+3.2
Steals Margin	+1.1	even

HOME, AWAY COMPARISONS

In its 13 home games, Iowa has outscored its opponents by a 72.0-58.3 margin, shooting 43.7% from the field while holding its opponent to 38.9% shooting. Iowa's opponents hold a 35.8-35.4 rebounding advantage.

In 11 games away from Carver-Hawkeye Arena (three neutral site games), Iowa has been outscored 73.1-67.5. The Hawkeyes are shooting 44.4% from the field while opponents are shooting 49.2%. Iowa hold a 31.7-31.3 rebounding margin.

IOWA'S STATISTICAL COMPARISONS

	All Games	Big Ten	Home Games	Away Games	IA Wins	IA Losses
Record	14-10	6-4	11-2	3-8	14-0	0-10
Pts	70.0	68.5	72.0	67.5	76.6	60.6
Opp. Pts	65.1	67.1	58.3	73.1	60.6	71.3
FG%	.440	.435	.437	.444	.464	.407
FG Def.	.437	.458	.389	.492	.401	.490
3-PT%	.382	.357	.383	.380	.411	.313
3-pt. Def.	.346	.317	.312	.389	.316	.392
FT%	.765	.759	.772	.753	.781	.726
REB	33.8	33.4	35.5	31.7	36.1	30.4
AST	15.1	13.2	16.2	13.9	17.4	12.0
TO	13.2	11.8	11.5	15.2	12.4	14.3
STL	6.7	5.0	7.8	5.5	7.6	5.5
BLK	3.1	2.4	3.6	2.5	3.9	1.9

OVERCOMING DEFICITS

The biggest deficit Iowa has overcome to get a victory this year is 14 points, that at Michigan in a 69-62 win.

The biggest deficit overcome by an Iowa opponent is 13 points, that by Northern Iowa.

Iowa Results on Feb. 10

14 Wins, 11 Losses

1911	Minnesota	L	7-37
1912	* Grinnell	L	19-20
1919	Wisconsin	L	19-28
1920	Chicago	L	18-37
1923	Northwestern	W	28-11
1934	Purdue	W	38-36
1936	Illinois	L	14-36
1940	* Wisconsin	W	37-35
1941	Indiana	L	40-50
1945	Indiana	W	45-40
1951	* Ohio State	W	83-71
1958	Michigan State	L	84-90
1962	* Illinois	L	81-91
1964	* Indiana	W	82-75
1967	Michigan	W	99-86
1970	* Wisconsin	W	119-100
1973	Bradley	W	90-73
1975	* Ohio State	L	69-75
1976	Drake	W	71-65
1979	* Wisconsin	W	79-65
1983	* Purdue	W	55-46
1988	* Ohio State	W	92-75
1990	* Wisconsin	L	71-80
1999	* Minnesota	W	76-73
2001	Northwestern	L	61-69

* - - at Iowa City # - - overtime

SCORING BY HALVES

Iowa has outscored its opponents 755-691 in the first half and 924-871 in the second half. Iowa has led at halftime in 15 games and the Hawkeyes have outscored their opponent in the second half in 16 games.

HALUSKA NAMED CAPTAIN

Senior Adam Haluska is Iowa's 2006-07 team captain. Haluska is a native of Carroll, IA who has started every game for the Hawkeyes over the past three seasons. A year ago he earned third team all-Big Ten recognition.

He has scored 1,730 career points, including 1,446 with the Hawkeyes to rank 12th in career scoring. Haluska ranks third among players who played just three seasons at Iowa, trailing Andre Woolridge (1,525) and Don Nelson (1,522).

He was named the tournament MVP in Iowa's Hawkeye Challenge after scoring 31 points and collecting nine rebounds and nine assists in the title game. His 36 points in a win over Georgia State match the most ever scored by an Iowa player in Carver-Hawkeye Arena. He has twice been named Big Ten Player of the Week and he was *The Sporting News* national Player of the Week last week.

Haluska ranks among Big Ten leaders in seven statistical categories, including scoring (1st), three-point field goals per game (1st), free throw percentage (2nd), minutes per game (4th), steals (11th), three-point field goal percentage (14th) and assists (15th).

HALUSKA EARNS NATIONAL RECOGNITION

Senior guard Adam Haluska has earned national recognition for his actions on and off the floor. Following are Haluska's honors:

- Named to CoSIDA/ESPN *The Magazine* District VII academic all-America team for the third straight year, earning a spot on the nation ballot.
- Named national Player of the Week by *The Sporting News* and Big Ten Player of the Week after leading Iowa to wins over Michigan and Indiana. After scoring 16 points in a loss to Wisconsin to start the week, Haluska had 17 points and 10 rebounds for his third career double-double in the win at Michigan. Haluska led Iowa in a win over 25th-Indiana, collecting 33 points, five rebounds and two steals. In three games, Haluska averaged 22 points and 7.3 rebounds per game, shooting 36.2% from the field, 34.6% from three-point range and 85.2% from the free throw line. The 33 points mark a career-high in Big Ten play.
- Named the recipient of the 2006-07 Anson Mount Scholar/Athlete Award. The award is presented by Playboy Magazine and recognizes a student-athlete who excels in the classroom and on the court. The magazine will donate \$5,000 to the University of Iowa general scholarship fund.
- Named to pre-season all-Big Ten team, as selected by vote of media representatives attending Big Ten Conference Basketball Media Day.
- One of 50 players named to the pre-season Watch List for the John R. Wooden all-America team.
- One of 50 players named to the pre-season Watch List for the Naismith Award, which goes each year to the national Player of the Year.
- One of 30 candidates for the Lowe's Senior Class Award.
- Named Most Valuable Player in Iowa's Hawkeye Challenge, collecting 31 points, nine rebounds and nine assists in the title game. He had eight points, five rebounds, four rebounds and three steals in an opening round win over Texas-Pan American.
- Named Big Ten Player of the Week after averaging 28.5 points per game in two Iowa wins. He shot 57.1% from the field, 50% from three-point range and 90% from the free throw line in wins over Georgia State and Texas Southern.
- Named Iowa's Chevrolet Player of the Game (16 points, seven rebounds, four assists) during CBS telecast of Wisconsin game in Iowa City.

Haluska earned academic all-America honors last season and is a two-time academic all-Big Ten honoree. He earned third team all-Big Ten honors as a junior after averaging 13.9 points and 4.7 rebounds per game. He ranks among Iowa's season and career leaders in three-point field goals and three point attempts:

Hy-Vee Cy-Hawk Series

Iowa currently leads the third annual Hy-Vee Cy-Hawk Series 11-4. Iowa has been victorious in women's soccer (1-0, OT), football (27-17), wrestling (24-6), men's basketball (77-59) and women's swimming and diving (181.5-117.5), while Iowa State won volleyball (3-2) and women's basketball (80-74) events.

The University of Iowa captured the inaugural Cy-Hawk Series in 2005 registering a 13-8 margin of victory. Iowa State evened the competition with its 13-8 triumph in 2006.

The nine-sport series awards two points (except football, which is worth three) to the winning school in each head-to-head match-up. Additionally, two points are awarded to an institution if the graduation rate of its student-athletes is greater than the national average as reported each fall by the NCAA. Iowa has earned the academic points in both 2005 and 2006. Iowa garnered a 69% graduation rate in 2005, which was seven points higher than the national average of 62 percent.

For the first time in three years, volleyball was added to the competitive slate between the two schools. A new total of 21 points is up for grabs in 2006-07.

A commemorative Hy-Vee Cy-Hawk Series Cup is displayed on the winning team's campus for an entire year after a victory. Replica cups are also presented as "traveling trophies" for individual victorious teams in the head-to-head competition.

Here is the Hy-Vee Cy-Hawk Series schedule for 2006-07:

Date	Event	Site/Result
8/26	Volleyball (2 points)	L, 3-2
9/12	Soccer (2 points)	W, 1-0 (OT)
9/16	Football (3 points)	W, 27-17
11/30	Women's Basketball (2 points)	L, 80-74
12/3	Wrestling (2 points)	W, 24-6
12/8	Men's Basketball (2 points)	W, 77-59
12/8	Women's Swim. & Diving (2 pts.)	W, 181.5-117.5
3/4	Women's Gymnastics (2 points)	Iowa City
3/23	Women's Gymnastics (2 points)	Ames
4/3	Softball (2 points)	Iowa City

Academic Opportunities

Two points for an institution if the student-athlete graduation rate for all student-athletes is greater than the national average for all student-athletes, according to the annual graduation rate report issued each September/October by the NCAA.

Three-Point Field Goals, Season

1. 117, Chris Kingsbury, 1995
2. 92, Luke Recker, 2002
3. 86, Jeff Horner, 2005
4. **76, Adam Haluska, 2007**
5. 74, Kent McCausland, 1998
6. 71, Jeff Moe, 1988
7. 70, Jeff Horner, 2006
7. 70, Kent McCausland, 1997
9. 65, Jeff Horner, 2004
- 65, Dean Oliver, 2001
- 65, Chris Kingsbury, 1996

Three-Point Field Goal Attempts, Season

1. 297, Chris Kingsbury, 1995
2. 223, Luke Recker, 2002
3. 211, Jeff Horner, 2005
211, Chris Kingsbury, 1996
5. 201, Jeff Horner, 2006
- 6. 195, Adam Haluska, 2007**
- 7. 185, Adam Haluska, 2006**
8. 179, Dean Oliver, 2001
9. 178, Brody Boyd, 2003
178, Jeff Moe, 1988

Three-Point Field Goals, Career

1. 262, Jeff Horner, 2003-06
2. 226, Chris Kingsbury, 1994-96
3. 214, Kent McCausland, 1996-99
- 4. 198, Adam Haluska, 2005-pr.**
5. 193, Brody Boyd, 2001-04
6. 161, Dean Oliver, 1998-01
7. 139, Luke Recker, 2001-02
8. 136, B.J. Armstrong, 1986-89
9. 131, Jeff Moe, 1985-88
10. 121, Jim Bartels, 1991-95

Three-Point Field Goal Attempts, Career

1. 713, Jeff Horner, 2003-06
2. 645, Chris Kingsbury, 1994-96
3. 544, Brody Boyd, 2001-04
- 4. 529, Adam Haluska, 2005-pr.**
5. 472, Kent McCausland, 1996-99
6. 465, Dean Oliver, 1998-01
7. 374, James Moses, 1989-92
8. 332, Luke Recker, 2001-02
9. 324, Jim Bartels, 1991-95
10. 321, Jess Settles, 1994-99

REACHING DOUBLE FIGURES

Following are Iowa's number of double figure games in scoring and rebounding, both for the 2006-07 season and for their career:

	Points		Rebounds	
	'06-07	Career	'06-07	Career
Tony Freeman	8	9	0	0
Seth Gorney	5	6	0	0
Adam Haluska	21	90	2	2
Mike Henderson	2	16	0	0
Justin Johnson	4	4	0	0
Kurt Looby	2	2	2	2
Tyler Smith	21	21	0	0
Cyrus Tate	2	2	1	1

CRUNCH TIME FREE THROWS

Iowa is 32-40 from the free throw line in the final four minutes of its eight games that have been decided by 10 points or less, including 15-16 attempts vs. Indiana. Iowa's opponents in those games have made 44-61 free throw attempts in the final four minutes. Iowa is 3-5 in games decided by 10 points or less.

Following are Iowa's individual attempts:

Kurt Looby	2-2	1.000
Tony Freeman	3-3	1.000
Tyler Smith	11-12	.917
Mike Henderson	9-12	.750
Adam Haluska	7-9	.778
Cyrus Tate	0-2	.000
Iowa	32-40	.800
Opponents	44-61	.721

IOWA VS. RANKED TEAMS

These are Iowa's most recent wins vs. nationally ranked opponents:

At Home:	81-75 over 25th-ranked Indiana, 2/3/07 62-60 over 24th-ranked Mich. State, 1/4/06
On the Road:	70-67 over 21st-ranked Indiana, 2/11/06
Neutral Court:	67-60 over 7th-ranked Ohio State, 3/12/06 In semi-finals of Big Ten Tournament

IOWA VS. RANKED FOES

Steve Alford has posted a 30-37 record against ranked opponents as Iowa's head coach, including a 2-3 record this season and a 10-4 mark in 2005-06. Iowa, this season, defeated 24th-ranked Michigan State (62-60) and 25th-ranked Indiana 81-75, both in Iowa City. The Hawkeyes have lost to 10th-ranked Alabama (72-60) on a neutral court, seventh-ranked Ohio State (82-63) in Columbus and second-ranked Wisconsin (57-46) in Iowa City.

Alford's Hawkeye teams are 9-17 when playing teams ranked in the top 10, including wins over top-ranked Connecticut (70-68 in 1999-00), second-ranked Missouri (83-65 in 2001-02), fifth-ranked Ohio State (67-64 in 1999-00), sixth-ranked Illinois (63-48 in 2006), seventh-ranked Ohio State (67-60 in 2005-06), seventh-ranked Kentucky (67-63 in 2005-06), seventh-ranked Illinois (78-62 in 2000-01), eighth-ranked Illinois (68-61 in 2002-03) and 10th-ranked Michigan State (71-69 in 2005).

The 17 losses to top 10 teams have been three times to No. 1 (Duke, 2001-02 and Illinois twice in 2004-05), twice to second-ranked (Texas, 2005-06 and Wisconsin, 2006-07), once to third-ranked (Illinois, 2000-01), twice to fourth-ranked (Michigan State, 1999-00 and 2000-01), twice to fifth-ranked (Tennessee, 2000-01 and Missouri, 2001-02), once to seventh-ranked (Ohio State, 2006-07), once to eighth-ranked (Illinois, 2005-06), once to ninth-ranked (Kentucky, 2000-01) and four times to 10th-ranked (Michigan State, 2000, Illinois, 2002, Michigan State, 2005 and Alabama, 2006-07).

In the 67 games against ranked teams, Alford and his Iowa team are 15-10 in home games, 11-12 at neutral sites and 4-15 when playing ranked teams in their home arena.

IOWA RECORD BY CONFERENCE

Iowa, in non-conference action, played one team each from the Atlantic Coast, Big East, Big 12, Ivy League, Mid-American, Mid-Eastern, Pac-10, Southern, Southeastern and Southwestern Athletic conferences, two teams from the Missouri Valley and one independent. Following is a breakdown of Iowa's record by conference:

Atlantic Coast	0-1	Mid-Eastern	1-0
Big East	0-1	Missouri Valley	0-2
Big Ten	6-4	Pacific 10	0-1
Big 12	1-0	Southern	1-0
Colonial Athletic	1-0	Southeastern	0-1
Ivy League	1-0	Southwestern Athletic	1-0
Mid-American	1-0	Independent	1-0

HALUSKA OVER 1,700 POINTS

Senior guard Adam Haluska ranks as Iowa's most honored player, both on the court and off. Along with earning third team all-Big Ten honors a year ago, Haluska is a two-time academic all-Big Ten honoree and a year ago he was recognized as an academic all-American.

Haluska has scored 20 or more points in 14 games this season, including six of 10 Big Ten games and 10 of the last 13 overall. He scored a career-high 36 points vs. Georgia State and 31 vs. Coppin State. He added 21 points in a win over Texas Southern to earn Big Ten Player of the Week recognition.

He added 29 points against Cornell with the best shooting performance of his career. He connected on 10-13 field goal attempts, including 6-9 three-pointers. He made all seven of his field goal attempts in the second half and ended the game hitting nine straight overall, including his last five three-pointers. He also collected four steals and three rebounds.

Haluska made his first attempt vs. Michigan State, extending his consecutive streak to 10 straight field goals (six three-pointers) before missing. Haluska had a solid all around game against the Spartans, collecting 14 points, five rebounds, four assists and three steals, with no turnovers in 37 minutes. He added 25 points against Illinois, including a career-best 12 free throws. Haluska had connected on 12 straight free throw attempts vs. Illinois (18 straight over two games) before missing his final attempt. He made 21 straight attempts earlier this season and is shooting 88.8% (127-143) to rank 25th in the nation in free throw percentage. He has currently made 17 straight free throws over Iowa's last two games.

He contributed 22 points (8-10 FTs) and four rebounds in a home win over Minnesota, 21 points and four rebounds at Indiana and 15 points and four rebounds vs. Ohio State. Haluska led Iowa with 24 points against Penn State and he added three rebounds and two assists. He added 16 points, seven rebounds and four assists in a loss to Wisconsin. He collected his third career double-double with 17 points and 10 rebounds in the win at Michigan, along with two assists.

Haluska led Iowa with 33 points in a home win over Indiana, scoring a career-high in Big Ten play. He added five rebounds and two steals. He surpassed 30 points in the win at Minnesota, collecting 34 points, eight assists, five rebounds and two steals.

Haluska has raised his career scoring total to 1,730, including 1,446 in three seasons at Iowa. He ranks 12th in career scoring and is third in career scoring among players who played just three seasons at Iowa. Haluska made 185 three-point field goals in 34 games a year ago and he has 195 in 24 games this year. That total ranks fourth best in school history for a single season. He ranks fourth in career three-point attempts (529) and three-point field goals (198).

Haluska began the season with 29 points in the win over The Citadel. He also added five rebounds and six assists. Haluska scored 24 points in close road losses at Arizona State and Virginia Tech and had 21 points and seven rebounds at Drake.

Haluska has started all 122 games he has played in his career. His consecutive starts streak ranks as the longest in the nation among all Division I players, according to STATS -- Chicago.

HENDERSON NUMBERS IMPROVED

Guard Mike Henderson played a key role in Iowa's 2006 success, improving his numbers in several categories from his sophomore season while earning the team "Most Improved Award".

Henderson missed the first seven games this season with a hand injury before returning to see limited action in Iowa's last 17 games. Henderson suffered a fracture to the pinkie finger on his right hand and underwent surgery two days later. Henderson had the cast removed Nov. 27 before playing eight minutes vs. Coppin State and 11 minutes vs. Northern Iowa.

He scored eight points in 15 minutes in the win over Iowa State and played 26 minutes at Drake. Henderson returned to the starting line-up in a win over Georgia State and Iowa has won seven of 11 games with Henderson in the starting line-up. He scored eight points while collecting a career-best nine assists in a season-best 30 minutes of action vs. Georgia State. He added nine points, nine assists and three steals in a win over Texas Southern and six points, four assists and two steals in a win over Cornell.

Henderson played a solid defensive game in Iowa's win over Michigan State and came up big at the end, connecting on 5-6 free throws in the final 40 seconds to secure Iowa's victory. He hit 3-4 field goals in scoring seven points in a home win over Minnesota and added five points and four rebounds at Indiana. Henderson hit all four of his field goal attempts in scoring eight points and grabbing four rebounds at Ohio State. He scored a season-high 12 points in a win over Penn State and added three assists, two steals and just one turnover in 32 minutes. Henderson connected on 3-4 free throws in the final two minutes of a win over Indiana and collected five assists. At Minnesota he scored 11 points, hitting four of six field goals.

Henderson (6-3, 200), a Waterloo, IA native, started all 34 games a year ago. He averaged 7.6 points and 3.9 rebounds per outing while shooting 46.4% from three-point range. He earned the team "Most Improved Award" at the conclusion of the season.

As a junior Henderson scored in double figures in 11 games. He matched a career-high with 17 points in a win at Purdue and scored 16 points vs. Michigan State in the Big Ten Tournament and in a home win over Penn State. Henderson added 15 points and seven rebounds in an early season win over ninth-ranked Kentucky as Iowa was 11-0 when he scored in double figures.

SMITH STEPS FORWARD IN PARADISE

Freshman Tyler Smith, who had just two points in his first college game, led Iowa with 28 points in a win over Toledo in the first round of the Paradise Jam. He had another solid outing in a semi-final loss to Alabama, collecting 19 points, six rebounds, four assists and two steals in 37 minutes. Against Villanova, he added 12 points and three rebounds and he added 12 points, five assists, four rebounds and two steals at Arizona State. Smith had 12 points, five rebounds, four steals and three assists vs. Texas-Pan American and 16 points and seven rebounds vs. Coppin State.

Smith led Iowa with 20 points (9-15 FGs) and added six rebounds vs. Northern Iowa and he added 16 points and a career-best six assists in the win over Iowa State. He added 16 points and five rebounds in a loss at Drake and 15 points, five rebounds, five assists and two steals in a win over Georgia State. He scored 25 points (4-5 treys, 5-5 FTs) and had five assists in a win over Texas Southern and added 18 points, six rebounds and four assists in a win over Cornell.

In his first Big Ten Conference game, Smith contributed 10 points, four rebounds and four assists in the win over Michigan State. He added 12 points, seven rebounds and four assists in the loss at Illinois. Smith had 15 points (7-7 FTs), three rebounds and three assists in a win over Minnesota. At Indiana he contributed 17 points, six rebounds, six assists and two steals. Smith started slow vs. Ohio State, scoring all 21 of his points in the second half. He also had four rebounds and five assists against the Buckeyes. Smith had just four points in the first half of the win over Penn State before ending the game with 19 points, five rebounds and two assists. Smith added eight points, five rebounds, three assists and two steals vs. Wisconsin. He led Iowa's scoring with 22 points in the win at Michigan, while adding eight rebounds, five assists and two steals.

Smith played a key role in Iowa's win over Indiana. Along with 18 points, he recorded career-best in rebounds (nine) and assists (seven), while also grabbing two steals. Smith hit 10-10 free throws, including 6-6 in the final four minutes. At Minnesota he had 19 points, eight rebounds, five assists and three steals.

Smith was named to the Paradise Jam all-tournament team and the Hawkeye Challenge all-tournament team. He is averaging 15.8 points, five rebounds, 3.8 assists and 1.5 steals per game. Smith has led Iowa in scoring in six games, in rebounding eight times, in assists 10 times and steals in 15 games.

His 379 points ranks fourth on Iowa's Freshman Single Season list and he ranks among Iowa's freshmen leaders in rebounds, assists and steals.

PERFECT FROM THE LINE

Freshman Tyler Smith made all 10 of his free throw attempts in the home win over Indiana, scoring 18 points. Six of his attempts came in the final four minutes of the 81-75 victory.

With a minimum of 10 attempts, Smith is the first Hawkeye player to make all of his free throw attempts in a game since Luke Recker connected on all 11 attempts vs. Minnesota in February, 2002.

FREEMAN SOLID IN GUARD COURT

Guard Tony Freeman had a solid first season with the Hawkeyes a year ago and had a career high 11 assists and six rebounds in the opening game this season. He added eight rebounds in a win over Toledo and added 16 points, four rebounds and three assists against Alabama. He led Iowa with five assists vs. Villanova and added 11 points (4-5 FGs, 2-2 FTs) against Virginia Tech. Freeman collected 10 points and five assists in the win over Texas-Pan American and six points and five assists vs. Coppin State. He scored 11 points and added four rebounds and four assists vs. Northern Iowa. Freeman led Iowa with three steals in the win over Iowa State and he added 11 points and five assists. He scored 12 points (3-4 treys) in a win over Georgia State and added six points and seven assists in a win over Cornell.

Freeman had a solid floor game against Michigan State to start Big Ten action, contributing five assists and three steals, with just a single turnover. Freeman added a career-high nine rebounds and seven points in a home win over Minnesota. Freeman returned to the starting line-up at Ohio State and responded with six points and five assists. He played a solid all-around game in Iowa's win at Michigan, collecting 14 points and seven rebounds, including a key three-point play in the final minute to secure the win. Freeman contributed four points and four rebounds in a win over Indiana, including two key free throws in the final minutes. He is averaging seven points and 3.7 assists per game after collecting 11 points and six assists in the win at Minnesota.

JOHNSON LEADS FROM LONG RANGE

Junior guard Justin Johnson is making his mark in his first season with the Hawkeye program, as he currently ranks second in the Big Ten in three-point field goal percentage. Johnson has started seven games, averaging 5.8 points and 2.5 rebounds per game while shooting 46.9% (38-81) from three-point range. He made 4-5 three-point shots in a loss at Drake, including three straight in a one-minute span in the second half. Johnson added eight points, six rebounds and four assists in the win over Georgia State and nine points and two steals vs. Texas Southern. Johnson, who did not attempt a free throw in Iowa's first 11 games, has made 15-19 (78.9%) of his attempts this season. He added six rebounds and three blocked shots in Iowa's win over Cornell and scored 11 points (3-3 three-pointers) at Illinois. Johnson had a career-best eight rebounds in a home win over Minnesota, he added nine points (3-5 treys) in a win over Penn State and eight points in a home win over Indiana.

Johnson contributed nine points and six rebounds at Virginia Tech and he led the team with 14 points and five rebounds in a win over Texas-Pan American. He added 13 points, five rebounds and four assists in Iowa's win over Coppin State and was named to the Hawkeye Challenge all-tournament team.

A STITCH IN TIME

Junior Justin Johnson has taken over the team lead in stitches. Johnson was cut above the right eye in the late stages of the game at Drake and had to get three stitches.

Freshman Tyler Smith had two stitches after suffering a cut during Iowa's win over Coppin State in the Hawkeye Challenge. Junior center Seth Gorney was injured in the loss at Ohio State, requiring two stitches to the bridge of his nose.

LOOBY HITS THE BOARDS

After sitting out last season as a redshirt, junior Kurt Looby began to prove that his hard work from a year ago will pay dividends. Looby led Iowa with 14 rebounds in the win over The Citadel and added three blocked shots as well. After playing just two minutes in the first half against Toledo, he ended the game with 13 points and nine rebounds, all in the second half. Looby added 13 points, seven rebounds and three blocked shots vs. Villanova and he added six points, four rebounds and three blocked shots vs. Virginia Tech. Looby had 12 rebounds to go with six points, four blocked shots and two steals in the win over Georgia State and he led the team with six rebounds and two blocks in a win over Texas Southern. He led the team with six rebounds in a win over Iowa State and added five points and two steals.

Looby is averaging 4.7 rebounds and 1.6 blocked shots and is scoring four points per game. He had a career-best five blocked shots and five rebounds in a win over Cornell and had seven points and three rebounds vs. Michigan State. He added six points, six rebounds and three blocked shots in the win over Penn State and six points and six rebounds vs. Wisconsin.

He is a native of St. John's Antigua. His mother, Olivet, was able to visit the Virgin Islands to attend the Paradise Jam, seeing her son play college basketball for the first time.

GORNEY ADDS TO THE MIDDLE

Junior center Seth Gorney started for the first time in his career against The Citadel and responded with 10 points, two rebounds and three steals. Gorney hit 4-7 field goals and 2-2 free throws in 25 minutes. Gorney added 10 points (4-6 FGs) and five rebounds vs. Toledo and he had 10 points and three assists in the loss to Alabama. He added eight points and four rebounds in a win over Texas-Pan American and added eight points and a team-high nine rebounds vs. Northern Iowa. Gorney added six points and four rebounds in the win over Iowa State, he had five rebounds vs. Drake and eight points and five rebounds in a win over Georgia State.

Gorney made his first four field goal attempts in the win over Texas Southern, improving his streak to eight straight made attempts over three games before missing a shot in the second half. He ended the contest with 10 points, three rebounds and two steals. He contributed six points at Illinois and had six points and four rebounds in a win over Minnesota. Gorney contributed a timely field goal and two key free throws in

the final minutes of the win over the Gophers. At Indiana, Gorney scored a career-high 12 points (5-7 FGs) and grabbed five rebounds. He had four points and four rebounds in 14 minutes at Ohio State before leaving the game with an injury. He was back in the starting line-up in the win over Penn State, collecting six rebounds. He added six points, seven rebounds and two blocked shots in the win at Michigan, six points and six rebounds in the home win over Indiana and eight points in the win at Minnesota.

He is averaging 5.9 points and 4.1 rebounds per game while shooting 55.8% from the field and 83.3% from the free throw line.

TATE ON TARGET IN FIRST SEASON

Sophomore forward Cyrus Tate connected on 6-7 field goal attempts to score 13 points vs. The Citadel in his first action as a Hawkeye. It was more of the same in Iowa's win over Toledo as Tate hit 3-5 field goals and 3-4 free throws, collecting nine points, seven rebounds and two steals in 18 minutes. Tate collected four points, seven rebounds and two assists at Virginia Tech and he had six points and season-best nine rebounds vs. Coppin State.

Tate came up big in the first Big Ten game of his career in Iowa's win over Michigan State. He scored a season-best 14 points (6-7 field goals) and matched his season-high with nine rebounds. Tate added a career-high 10 rebounds against Wisconsin and also had six points and two assists. He had six points and four rebounds in the win over Indiana.

Tate is averaging 4.3 points and 4.2 rebounds per game, shooting 44.2% from the field and 70% from the free throw line. Tate attended junior college one season before joining the Iowa program.

LEADING THE TEAM

Following is the number of times a player led Iowa in scoring, rebounding, assists and steals. If two or more players tied for the team lead, all have been credited for that game:

Player	Scoring	Rebounding	Assists	Steals
J.R. Angle		1		1
Tony Freeman		1	8	4
Seth Gorney		2		2
Adam Haluska	17	2	4	8
Mike Henderson			3	4
Justin Johnson	1	2		2
Kurt Looby		8		2
Tyler Smith	6	8	10	15
Cyrus Tate		5		

OFF THE BENCH

The Iowa reserves scored 23 points had five rebounds against Minnesota, compared to 18 points and three rebounds for the Gopher reserves.

Iowa is 8-4 when the reserves outscore the opponent's reserves, 6-6 when the opponent reserves score more points and 0-0 when the reserve scoring is even.

Iowa is 11-5 when the Hawkeye reserves have more rebounds than the opponent reserves, 3-5 when the opponent reserves have more rebounds and 0-0 when the reserve rebounding is even.

Following is a game-by-game comparison with opponents:

Opponent	Iowa		Opponent	
	Pts.	Rebs.	Pts.	Rebs.
The Citadel	19	8	35	9
Toledo (n)	40	15	12	8
Alabama (n)	11	10	2	6
Villanova (n)	8	5	35	14
at Arizona State	17	9	10	4
at Virginia Tech	15	8	20	7
TX-Pan American	18	10	12	8
Coppin State	17	8	10	5
Northern Iowa	21	13	4	7
Iowa State	21	10	28	12
at Drake	16	1	20	11
Georgia State	32	25	26	16
TX Southern	18	13	25	11
Cornell	8	13	10	8
Mich. State	14	5	16	7
at Illinois	21	6	9	11
Minnesota	7	21	2	8
at Indiana	5	9	8	5
at Ohio State	9	7	24	9
Penn State	20	10	17	9
Wisconsin	9	9	12	10
at Michigan	26	9	8	6
Indiana	18	11	25	9
at Minnesota	23	5	18	3
Totals	413	240	388	203
Average	17.2	10.0	16.2	8.5

IOWA FROM THE FREE THROW LINE

Iowa has made at least 80% of its free throws in seven games and at least 70% of its free throws in 13 games, with a season-best 89.2% (33-37) vs. Texas Southern. Iowa has posted a 12-8 record when shooting at least 70% from the free throw line. Following is Iowa's won-loss breakdown based on free throw percentage:

Iowa FT%	W-L	Iowa FT%	W-L
Under 50%	0-1	70-79%	7-6
50-59%	0-0	80-89%	5-2
60-69%	2-1	90-100%	0-0

STARTING LINE-UPS

Iowa has used nine starting line-ups. A year ago, Iowa used just two different starting line-ups, and that was for just four games when Jeff Horner was out of action with an injury. Following is Iowa's record by line-up, with the most recent starting unit in bold:

Smith, Tate, Gorney, Haluska, Henderson (GSU, TSU, COR, MSU, at ILL, MINN, PSU, WIS)	6-2
Smith, Tate, Looby, Freeman, Haluska (IND, at MINN)	2-0
Looby, Gorney, Haluska, Freeman, Johnson (Citadel, Toledo)	2-0
Smith, Tate, Looby, Haluska, Henderson (at MICH)	1-0

Angle, Gorney, Haluska, Freeman, Smith (ISU, Drake)	1-1
Looby, Tate, Smith, Haluska, Johnson (VA Tech, UTPA, CSU, UNI)	2-2
Smith, Johnson, Gorney, Haluska, Henderson (at IND)	0-1
Smith, Gorney, Freeman, Haluska, Henderson (at OSU)	0-1
Looby, Gorney, Smith, Haluska, Freeman (Ala, Vill, ASU)	0-3

IOWA SEEKS SEVENTH STRAIGHT

Iowa, in 2007, is seeking its seventh consecutive winning season. The current streak of six straight ranks as the second longest in the history of Iowa basketball. Iowa's record for consecutive winning seasons is seven, from 1950 through 1956. Pops Harrison, Bucky O'Connor and Rollie Williams all coached the Hawkeyes during those years. Only a 10-10 record in 1949 kept Iowa from 13 consecutive winning seasons (1944-56).

Harrison coached Iowa to five straight winning seasons from 1944-48, Lute Olson coached Iowa to winning seasons from 1979-83, George Raveling and Tom Davis combined to coach Iowa to winning seasons from 1985-89 and Davis coached Iowa to winning seasons from 1995-99. Iowa had five consecutive winning seasons on three occasions, 1979-83, 1985-89 and 1995-99.

Iowa is one of four Big Ten teams to post a winning record in each of the last six seasons, joining Illinois, Michigan State and Wisconsin. Iowa, in 2006, advanced to post-season play for the sixth straight season and returned to the NCAA Tournament for the second straight season.

THE HAWKEYE ROSTER

The Iowa roster includes 14 players. One of those players, David Palmer, will redshirt as a transfer from another Division I program. The squad includes two seniors, three juniors, six sophomores and three freshmen. Nine of the players are in their first year with the Iowa program.

Along with the four Iowans on the roster, there are two players from Illinois, Indiana and Tennessee and one from California, Ohio and Texas and St. John's, Antigua.

THE RETURNING CAST

Iowa returns two starters and five lettermen from 2006. The returning starters include seniors Adam Haluska and Mike Henderson, who each started all 34 games last season. Haluska was a third team all-Big Ten selection and an academic all-American.

With just five players returning from a year ago, Iowa returns 38.8% of its scoring, 27.9% of its rebounding, 40.8% of its assists and 41.8% of its steals. Iowa's returning players shot 42.9% from the field, 34.9% from three-point range and 77.4% from the free throw line.

IOWA PROGRAM REACHES 1,400 WINS

The Iowa basketball program reached 1,400 wins (now at 1,435) with a 79-46 victory over Texas-San Antonio on Nov. 26, 2005. Iowa is one of 37 NCAA Division I programs with as many as 1,400 wins. Iowa's basketball history includes 72 winning seasons and 24 years in which the Hawkeyes have won 20 or more games. Iowa (with 22) is one of 31 programs to earn more than 20 invitations into the NCAA Tournament.

ANOTHER STRONG SCHEDULE

Playing five of its first six games on the road, Iowa again faces a demanding schedule in 2006-07. After opening the season at home, Iowa participated in the Paradise Jam, defeating Toledo before falling to Alabama and Villanova.

Iowa also played at Arizona State and Virginia Tech in November. The in-state series included home dates with Northern Iowa and Iowa State and a visit to Drake.

Alabama was ranked 10th at the time of its win over Iowa, while Villanova and Virginia Tech were listed among teams receiving votes in the early season rankings.

Iowa will play 17 regular season games against teams that advanced to post-season play a year ago. That includes two games vs. Illinois (NCAA), Indiana (NCAA), Michigan State (NCAA) Wisconsin (NCAA), Penn State (NIT) and Minnesota (NIT) and single games vs. Northern Iowa (NCAA), Ohio State (NCAA) and Michigan (NIT) Alabama (NCAA) and Villanova (NCAA).

IOWA ON THE TUBE

Nearly every Iowa game throughout the 2006-07 season will be televised, with the only exception being the first round of the Paradise Jam in November. Fox Sports televised the semi-finals and third place game of the eight-team tournament.

The majority of Iowa's non-conference games will be televised on ESPN Regional. Games at Drake and Virginia Tech were on ESPNU, as is the Feb. 28 game at Penn State. The contest at Arizona State was on Fox Sports.

During the Big Ten season, Iowa games vs. Michigan State, Indiana (twice) and at Wisconsin will be televised on ESPN. Iowa's home game with Wisconsin was on CBS and the home finale against Illinois could appear on either CBS or ESPN. All other conference games will be on ESPN Regional, while several conference games will be televised throughout the Big Ten Conference viewing area as part of the Big Ten regional network agreement with ESPN.

IOWA SCHEDULE NOTES

- Iowa has reached the title game in 12 of 14 in-season tournaments under Coach Steve Alford. The Hawkeyes have won their own Hawkeye Challenge in each of the eight years. Iowa was second in the Guardians Classic in both 2002 and 2006, second in the Maui Invitational in 2005 and second in the IKON Coaches vs. Cancer Classic in 2000. In the only events Iowa did not advance to the title game, the Hawkeyes placed third in the Rainbow Classic in 2001 and lost in the semi-finals of the 2006 Paradise Jam. Under Alford, Iowa is 28-7 while playing in tournament events during the season, plus 13-5 in the Big Ten Tournament and a combined 3-6 in the NIT and NCAA tournaments.

- Iowa is slated to play two schools which are headed by former University of Iowa presidents. Mary Sue Coleman is the President at the University of Michigan and David Skorton at Cornell University.
- Herb Sendek, the first year coach at Arizona State, was the head coach at North Carolina State a year ago when the Hawkeyes defeated the Wolfpack 45-42 in Iowa City as part of the ACC/Big Ten Challenge.
- Iowa Coach Steve Alford and LaSalle Coach John Giannini met when both were coaching in the NCAA Division III ranks. Alford's Manchester College team defeated Giannini and Rowan University 79-66 in the national semi-final game of the NCAA Tournament. Manchester lost to Wisconsin-Platteville in the title game that season before Alford left to become the head coach at Southwest Missouri State. Giannini led Rowan to the Division III national title the following season.
- Seth Greenberg, now the head coach at Virginia Tech, was the head coach at Long Beach State when Iowa defeated the Forty-Niners 101-79 in the finals of the 1993 Hawkeye Challenge.

IOWA HAS STRONG FINISH

Following is a list of Iowa's accomplishments in 2006:

- Posted 25 wins, which ranks as the second highest total in school history. The Hawkeyes won 30 games in 1987 and 24 games in 1988. The 22 regular season wins tie as the second most in school history. The Hawkeyes won 27 regular season games in 1987 and 22 in both 1988 and 1989.
- Posted 10 wins in 14 games against top 25 teams. Iowa was 3-2 against top 10 teams.
- Prior to tournament play, Iowa was the only Division I team in the nation to record 10 wins against teams that were ranked in the top 25 at the time of the game.
- Posted 11 Big Ten wins, the most for an Iowa team since the 1996-97 team won 12 conference games. The 11 Big Ten wins are the most for Iowa since the Big Ten went to a 16-game league schedule in 1998.
- Won the Big Ten Conference Tournament with three straight wins. Iowa also won the event in 2001 and was second in 2002. Iowa is one of three teams with two tournament titles and Coach Steve Alford is the only Big Ten coach to take three teams to the championship game.
- Earned a tie for second place in the regular season standings. Iowa had not placed as high as second in the regular season since earning a tie for second with a 12-6 record in 1997.
- Earned a third seed in the NCAA Tournament. The three seed is the highest since the Hawkeyes were seeded second in the 1987 event. Iowa was also a three seed in 1981.
- Earned the No. two seed in the Big Ten Tournament. Iowa's previous best seed in the event was fourth in 2004.
- Advanced to the title game of the Big Ten Conference Tournament for the third time since 2001.
- Defeated seven top 25 opponents in Carver-Hawkeye Arena. Iowa set school records for home wins and total wins over ranked opponents last season.
- Completed its first-ever undefeated home season in Carver-Hawkeye Arena, which opened in 1983, and its first undefeated home season since 1966.
- Completed the seventh season in Iowa history with undefeated home record. Iowa was also perfect at home in 1902 (3-0), 1926 (9-0), 1945 (11-0), 1948 (12-0), 1950 (6-0) and 1966 (12-0).
- Established a school record 17 home wins in one season. The previous record of 16 was established in 1985.
- Improved its overall home winning streak to 18 games, a streak that ranks longest in the Big Ten and fourth best in the nation.

NO THREE-POINTERS

Since the three-point shot became part of the college game, Iowa has played 14 games in which it has failed to make a three-point attempt. Iowa had made at least one three-point basket in 53 straight games before missing all five attempts in a 71-61 home win over Purdue in 2004. The five three-point attempts are the fewest attempted by a Steve Alford team at Iowa. Iowa's current streak includes at least one three-point basket in 111 straight games.

Following is a list of games in which Iowa did not make a three-point basket (11-3 record). During the 1982-83 season, when the three-point shot was first added, the number of three-point attempts in some games is unavailable.

Date	Opponent	3-pt.	Result
1/7/04	Purdue	0-5	W, 71-61
2/13/02	Penn State	0-9	L, 65-71
12/8/92	Northern Iowa	0-5	W, 64-44
12/6/91	Army	0-8	W, 74-39
12/12/88	Jackson State	0-3	W, 86-71
12/19/87	Iowa State	0-7	L, 100-102
2/10/83	Purdue	0-1	W, 55-46
12/29/82	Seton Hall	0	W, 85-63
12/28/82	James Madison	0	W, 55-47
12/18/82	UCLA	0	L, 66-75
12/11/82	Southern Cal	0	W, 66-55
12/8/82	Marquette	0	W, 87-66
12/3/82	Navy	0	W, 76-65
11/27/82	Brigham Young	0	W, 91-80

IOWA AT NEUTRAL SITES

Iowa is 1-2 in neutral site games this season, with all three games in the Paradise Jam. Iowa's three games in the Paradise Jam are the only neutral site games for the Hawkeyes prior to the 2007 Big Ten Tournament at the United Center in Chicago.

Iowa played six neutral site games in 2005-06, posting a 4-2 record. The Hawkeyes split neutral site games in the Guardians Classic, defeating ninth-ranked Kentucky in the semi-finals before falling to second-ranked Texas in the title game.

Iowa won three straight neutral site games at Conseco Fieldhouse in Indianapolis to claim the 2006 Big Ten Tournament title before falling in the first round of the NCAA Tournament at The Palace of Auburn Hills in Auburn Hills, MI.

IOWA IN TOURNAMENT PLAY

Iowa has fared well while taking part in regular-season tournaments over the past 24 years. In that time Iowa has won the Great Alaska Shootout (1986-87), the Cal-Irvine Anteater Classic (1986-87), the Maui Classic (1987-88), the San Juan Thanksgiving Shootout (1992-93), the San Juan Christmas Shootout (1997-98), the Big Ten Conference Tournament in 2001 and 2006 and its own invitational 24 times.

In addition, Iowa was runner-up in the 1985-86 Far West Classic, the 1987-88 All-College Tournament, the 1988-89 Chaminade Classic, the 1991-92 Tampa Tribune Holiday Invitational, the 1994-95 Rainbow Classic, the 1995-96 Great Alaska Shootout, the 1999-00 Coaches vs. Cancer Classic, the 2001-02 Guardians Classic, the 2005-06 Guardians Classic, the 2002 Big Ten Conference Tournament and the 2004 Maui Invitational.

IOWA IN THE NCAA TOURNAMENT

Iowa made its 22nd appearance in the NCAA Tournament in 2006, falling to Northwestern State in the opening round at The Palace of Auburn Hills. Iowa earned the Big Ten Conference's automatic bid by virtue of claiming the league's tournament title.

The Hawkeyes hold an overall record of 27-24 in the tournament, advancing to the Final Four in 1955 (fourth), 1956 (second) and 1980 (fourth). Iowa reached the regional championship in 1987 and lost in the regional semi-final in 1988 and 1999.

COACH ALFORD WITH THE MEDIA

Following is a list of dates for basketball news conferences and tele-conferences with Steve Alford.

The news conferences will be held at 2:30 p.m. in the Press Room at Carver-Hawkeye Arena. Selected players will be available for interviews following the sessions with Coach Alford. Following are the news conference dates:

February Mon, 12th Mon, 19th Mon, 26th
March Mon, 5th

IN-SEASON TELE-CONFERENCES

Following is a list of tele-conference dates with Coach Steve Alford. Each call will begin at 10:30 a.m. CT. Members of the media need to contact the UI Sports Information office for the dial in number and other details. Here are the tele-conference dates:

February Fri, 16th
March Fri, 2nd

Coach Alford will also be available on the Big Ten tele-conference calls, which take place each Monday during the Big Ten season. More details on the Big Ten time schedule will be available at a later date.

BIG TEN TELE-CONFERENCES

The Big Ten Conference office has scheduled tele-conferences with men's basketball coaches each week during the Big Ten portion of the 2006-07 season.

The tele-conferences are held each Monday from 9-11 a.m. CT and are scheduled through March 5. The calls will be available for play-back for 24 hours.

Contact the Big Ten office or the Iowa Sports Information office for the tele-conference and play-back phone numbers. Following is the coaches order of appearance:

9:00	Kelvin Sampson, Indiana	10:-00	Tom Izzo, Michigan State
9:10	Steve Alford, Iowa	10:10	Bo Ryan, Wisconsin
9:20	Jim Molinari, Minnesota	10:20	Tommy Amaker, Michigan
9:30	Bill Carmody, Northwestern	10:30	Thad Matta, Ohio State
9:40	Ed DeChellis, Penn State	10:40	Bruce Weber, Illinois
9:50	Matt Painter, Purdue	10:50	Player of the Week

BASKETBALL TICKETS AVAILABLE

Single game tickets remain for Iowa's three remaining home games, although there is a very limited supply remaining for the Illinois game Saturday, March 3. Tickets are available for \$20 and \$25, depending on the game. UI students can purchase single game tickets for \$15 on the day of the game, when available. The following options are also available:

- "Youth Basketball Nights" have been set for games vs. Northwestern and Purdue. Tickets for students high school age or younger are \$10 for these games.
- Discounted tickets to select home games, earmarked for purchase by groups of 20 or more, are also available for purchase. For information about group ticket packages, fans should call the UI Sports Marketing Office at (319) 335-9431.

Fans interested in obtaining men's basketball tickets can do so at the UI Athletic Ticket Office, located in Carver-Hawkeye Arena, by calling the ticket office at 1-800-IA-HAWKS or by visiting the UI website at hawkeyesports.com.

IOWA INTRODUCES SOLDIERS FIRST PROGRAM

Coach Steve Alford and the Iowa Hawkeyes have introduced a new program that thanks active members of the U.S. Military for their service to the country by providing them the opportunity to enjoy a home game of the Iowa Hawkeyes with their family and/or friends.

The "Soldiers First" program offers five men or women who are on "active duty" with any branch of the U.S. Military the opportunity to cheer Alford's 2006-07 Iowa squad with three guests.

Ticket requests will be filled on a first-come, first-served basis.

Eligible servicemen and servicewomen can call the UI Sports Marketing Office at (319) 335-9431 to learn more about the "Soldier's First" program. Information and a registration form are also on the home page for men's basketball at hawkeyesports.com, the official world wide web site of the Iowa Hawkeyes.

HAWKEYES LOOKING FOR HEROES

Is there a hero among you, your friends, your family?

Coach Steve Alford and the Iowa Hawkeyes are looking for heroes, people who have gone above and beyond to help others.

"There are wonderful things being done each day in every community across the state of Iowa by outstanding people," said Hawkeye Coach Steve Alford. "Our basketball staff feels the "Heroes Among Us" program is an easy way to salute the friends and neighbors of ours who are making a difference in the lives of their friends and neighbors."

Nomination forms for the "Heroes Among Us" program are available online at hawkeyesports.com, the official web site of the Iowa Hawkeyes. Fans can print their nomination form by visiting the men's basketball home page and clicking on the "Heroes Among Us" line under the "Features" heading.

The UI will select one here to be saluted at each Hawkeye home game throughout the remainder of the season. The hero, and the individual who nominated them, will be provided

pairs of tickets to the game and a \$10 gift certificate to the Official Iowa Hawk Shop. The hero will also be recognized when they are in attendance.

This marks the second year of the "Heroes Among Us" program, as 15 Iowans were recognized at home games a year ago.

HIGHLIGHTS AND SOUND BITES ON SATELLITE

Sound bites with coaches and athletes from Iowa's winter sports teams are available each Wednesday throughout the winter.

The video sound bites are available from 3:30-3:45 p.m. CT and include all winter sports, including men's and women's basketball and wrestling. The coordinates are satellite IN-TELSAT A-5 (C), transponder 15.

IOWA INFORMATION ON THE WEB

Iowa basketball information is available on the University of Iowa's web site, hawkeyesports.com. Once you have entered the web site, you may obtain biographical information on Iowa players and coaches, game notes, game stories and box scores from all games throughout the season, plus team and individual cumulative stats and a pdf version of Iowa's History and Record book.

Members of the media who wish to have this information forwarded via e-mail throughout the season may do so by contacting the Iowa Sports Information office with your e-mail address.

IOWA PHOTOS AVAILABLE

Up-to-date head shots of all Iowa players and coaches are available on the internet at pics.hawkeyebasketball.com. Contact the Iowa Sports Information office if you are in need of additional photos.

HIGH SPEED CONNECTIONS

For members of the media who cover Iowa home games on a regular basis, high speed connections are available, at no charge, in the media seating area of Carver-Hawkeye Arena. You are asked to provide your own Ethernet cord. A limited number of phone lines are also available.

Media covering Iowa basketball on a regular basis should have their own telephone line installed.

HALK TALK WITH STEVE ALFORD

Fans of the University of Iowa basketball program may join Iowa Coach Steve Alford and radio announcer Gary Dolphin each week during the season for the "Hawk Talk with Steve Alford" radio call-in show. The show takes place each week at Carlos O'Kelly's Mexican Café in Iowa City from 6 to 7:30 p.m.

The show will take place on the following dates: February 12, 19 and 28; March 5 and 12.

COMING UP NEXT

Iowa returns home to host Northwestern Wednesday, Feb. 14 (7:05 p.m., ESPN Regional). Iowa plays at Michigan State Saturday, Feb. 17 (1:32 p.m. CT, ESPN Regional).

Official Basketball Box Score -- GAME TOTALS -- FINAL STATISTICS

Wisconsin vs Iowa Hawkeyes

01/28/07 12:07 p.m. at Carver-Hawkeye Arena, Iowa City, IA

VISITORS: Wisconsin 21-1 (7-0)

##	Player Name	TOT-FG 3-PT			REBOUNDS			PF	TP	A	TO	BLK	S	MIN	
		FG-FGA	FG-FGA	FT-FTA	OF	DE	TOT								
32	Butch, Brian.....	f	5-12	3-6	0-3	4	10	14	1	13	1	2	0	0	29
42	Tucker, Alando.....	f	11-14	2-5	3-4	0	3	3	2	27	2	3	0	1	38
05	Chappell, Jason.....	c	0-1	0-0	0-0	0	1	1	0	0	3	0	1	0	14
22	Flowers, Michael....	g	0-1	0-0	0-0	1	1	2	3	0	2	1	0	2	22
23	Taylor, Kammron.....	g	1-7	1-5	2-2	0	1	1	1	5	5	2	0	1	37
01	Landry, Marcus.....		2-5	0-1	4-7	0	7	7	3	8	1	2	1	0	30
03	Hughes, Trevon.....		0-0	0-0	0-0	0	0	0	0	0	0	0	0	0	4
12	Bohannon, Jason.....		1-2	1-2	0-0	0	1	1	1	3	0	0	0	0	3
34	Stiemsma, Greg.....		0-0	0-0	0-0	0	0	0	1	0	0	1	0	0	4
45	Krabbenhoft, Joe....		0-1	0-0	1-2	1	1	2	2	1	0	1	0	0	19
	TEAM.....					2	2								
	Totals.....		20-43	7-19	10-18	6	27	33	14	57	14	12	2	4	200

TOTAL FG% 1st Half:	9-23	39.1%	2nd Half:	11-20	55.0%	Game:	46.5%	DEADB
3-Pt. FG% 1st Half:	5-11	45.5%	2nd Half:	2-8	25.0%	Game:	36.8%	REBS
F Throw % 1st Half:	3-6	50.0%	2nd Half:	7-12	58.3%	Game:	55.6%	2

HOME TEAM: Iowa Hawkeyes 11-10 (3-4)

##	Player Name	TOT-FG 3-PT			REBOUNDS			PF	TP	A	TO	BLK	S	MIN	
		FG-FGA	FG-FGA	FT-FTA	OF	DE	TOT								
34	Smith, Tyler.....	f	3-17	0-2	2-4	3	2	5	4	8	2	1	0	3	34
44	Tate, Cyrus.....	f	3-8	0-0	0-2	4	6	10	3	6	2	1	1	0	35
53	Gorney, Seth.....	c	1-2	0-0	0-0	0	4	4	3	2	0	1	0	0	17
01	Haluska, Adam.....	g	3-18	1-7	9-10	3	4	7	1	16	4	2	0	0	36
35	Henderson, Mike.....	g	2-4	1-1	0-0	0	1	1	1	5	1	2	0	1	28
04	Angle, J.R.....		0-0	0-0	0-0	0	1	1	1	0	0	0	0	0	5
11	Freeman, Tony.....		1-4	0-3	1-2	1	1	2	1	3	0	2	0	1	13
24	Johnson, Justin.....		0-1	0-1	0-0	0	0	0	1	0	0	0	0	0	9
52	Looby, Kurt.....		3-3	0-0	0-0	4	2	6	5	6	0	0	0	0	23
	TEAM.....					2	2	4							
	Totals.....		16-57	2-14	12-18	17	23	40	20	46	9	9	1	5	200

TOTAL FG% 1st Half:	7-30	23.3%	2nd Half:	9-27	33.3%	Game:	28.1%	DEADB
3-Pt. FG% 1st Half:	2-9	22.2%	2nd Half:	0-5	0.0%	Game:	14.3%	REBS
F Throw % 1st Half:	6-7	85.7%	2nd Half:	6-11	54.5%	Game:	66.7%	3

Officials: Ed Hightower; Ted Hillary; Ted Valentine


Technical fouls: Wisconsin-None. Iowa Hawkeyes-None.

Attendance: 15500

Score by Periods	1st	2nd	Total
Wisconsin.....	26	31	- 57
Iowa Hawkeyes.....	22	24	- 46

**3 - - Drew Adams, G, 6-1, 185, Sophomore, Bloomington, IN (Florida CC)*

- Two points and one rebound in win over The Citadel
- Played one season at Florida Community College
- Averaged 14 points and four assists per game
- Shot 40% from three point range and 84% from the free throw line
- Earned first team all-conference, all-area and all-sectional honors as a prep senior
- Holds school record for three-point percentage (49.5%) in a season and ranks second in career three-point percentage (44.5%)
- Ranks among top five in career free throw percentage (80%)
- Team captain and MVP as a senior
- Averaged 14 points and 2.5 assists as a senior, helping team post 17-4 overall record
- Member of AAU team that won six state championships and finished second in the nation.



Adams, Game-by-Game

Opp.	S	FG	3-PT	FT	O-D-RE	PF	TP	A	T	B	S	M
The Citadel	N	1-1	0-0	0-0	1-0-1	1	2	0	0	0	0	2
Toledo (n)					DNP							
Alabama (n)					DNP							
Villanova (n)	N	0-0	0-0	0-0	0-0-0	0	0	0	0	0	0	2
at AZ State					DNP							
at VA Tech					DNP							
TX-Pan Am.					DNP							
Coppin State					DNP							
Northern IA					DNP							
IA State					DNP							
at Drake					DNP							
GA State	N	0-1	0-0	0-0	0-1-1	0	0	0	1	0	0	2
TX Southern	N	0-1	0-0	0-0	0-0-0	0	0	1	0	0	0	2
Cornell					DNP							
Mich. State					DNP							
at Illinois					DNP							
Minnesota					DNP							
at Indiana					DNP							
at Ohio State					DNP							
Penn State					DNP							
Wisconsin					DNP							
at Michigan					DNP							
Indiana					DNP							
at Minnesota					DNP							
at Wisconsin					DNP							
Northwestern					DNP							
at Mich. State					DNP							
Purdue					DNP							
at Penn State					DNP							
Illinois					DNP							
Big Ten Tournament					DNP							

Career Bests

- Points:** 2 vs. The Citadel, 11/13/06
Rebounds: 1, twice, last vs. Georgia State, 12/20/06
FGM: 1 vs. The Citadel, 11/13/06
FGA: 1, twice, last vs. Georgia State, 12/20/06
FTM:
FTA:
Assists: 1 vs. Texas Southern, 12/23/06
Steals:
Blocks:
Minutes: 2, four times, last vs. Texas Southern, 12/23/06

Career Statistics

YEAR	G/GS	FG-A	PCT	3-PT	PCT	FT-A	PCT	O-D-RB	AVG	PF-DI	AS	TO	BK	ST	PTS	AVG
Soph.	5/0	1-3	.333	0-0	.000	0-0	.000	1-1-2	0.4	1-0	1	1	0	0	2	0.4

**4 - - J.R. Angle, G/F, 6-7, 200, Sophomore, Franklin, IN (Indian Creek HS)*

- Three points and one assist in win at Minnesota
- Four points in win over Michigan State
- Two points and two rebounds in win over Texas Southern
- Four points, two rebounds and two steals in win over Georgia State
- Five points and four rebounds in first career start against Iowa State
- Two points against Northern Iowa
- Career-high eight points and two rebounds in win over Coppin State
- Career-high five rebounds in win over Texas-Pan American
- Tied career-high with five points at Arizona State
- Career-high five points vs. Villanova
- Three rebounds and one steal vs. Alabama in career-best 16 minutes
- Two points and two rebounds in win over The Citadel
- Six points and eight rebounds in Black and Gold Blowout
- Used redshirt and did not see action in 2005-06
- Saw action in 11 games in 2005, with no starts



Angle, Game-by-Game

Opp.	S	FG	3-PT	FT	O-D-RE	PF	TP	A	T	B	S	M
The Citadel	N	1-2	0-0	0-0	1-1-2	0	2	0	0	0	0	7
Toledo (n)	N	0-1	0-0	0-0	0-1-1	1	0	0	1	0	0	7
Alabama (n)	N	0-2	0-0	0-0	2-1-3	2	0	0	2	0	1	16
Villanova (n)	N	2-2	1-1	0-0	0-0-0	1	5	0	0	0	0	4
at AZ State	N	2-4	1-2	0-0	1-0-1	0	5	0	0	0	0	12
at VA Tech	N	0-1	0-0	0-0	1-0-1	4	0	0	1	0	0	3
TX-Pan Am.	N	0-1	0-1	0-0	1-4-5	1	0	1	0	0	0	12
Coppin State	N	3-4	0-0	2-2	1-1-2	2	8	1	0	0	0	13
Northern IA	N	0-1	0-1	2-2	0-0-0	1	2	0	0	0	1	11
IA State	Y	2-2	1-1	0-0	0-2-2	4	5	0	1	0	1	15
at Drake	Y	0-2	0-0	0-0	0-1-1	3	0	1	1	0	0	18
GA State	N	2-2	0-0	0-0	1-1-2	3	4	0	0	0	2	12
TX Southern	N	1-2	0-1	0-0	0-2-2	0	2	0	0	0	0	10
Cornell	N	0-0	0-0	2-2	0-1-1	2	2	1	1	0	0	8
Mich. State	N	2-4	0-0	0-0	0-0-0	0	4	0	0	0	0	7
at Illinois	N	0-1	0-1	0-0	0-0-0	0	0	0	0	0	0	6
Minnesota	N	0-0	0-0	0-0	0-0-0	0	0	0	0	0	0	1
at Indiana	N	0-0	0-0	0-0	1-0-1	0	0	0	0	0	0	3
at Ohio State	N	0-3	0-0	0-0	0-0-0	2	0	0	0	0	0	6
Penn State	N	0-0	0-0	0-0	0-0-0	1	0	1	0	0	0	3
Wisconsin	N	0-0	0-0	0-0	0-1-1	1	0	0	0	0	0	5
at Michigan	N	0-0	0-0	0-0	0-0-0	2	0	0	1	0	0	2
Indiana	N	0-0	0-0	0-0	0-0-0	0	0	0	0	0	0	1
at Minnesota	N	1-1	1-1	0-0	0-1-1	0	3	1	0	0	0	7
at Wisconsin												
Northwestern												
at Mich. State												
Purdue												
at Penn State												
Illinois												
Big Ten Tournament												

Career Bests

- Points:** 8 vs. Coppin State, 12/2/06
Rebounds: 5 vs. Texas-Pan American, 12/1/06
FGM: 3 vs. Coppin State, 12/2/06
FGA: 4, twice, last vs. Coppin State, 12/2/06
FTM: 2, twice, last vs. Northern Iowa, 12/5/06
FTA: 2, twice, last vs. Northern Iowa, 12/5/06
Assists: 1, five times, last at Minnesota, 2/7/07
Steals: 2 vs. Georgia State, 12/20/06
Blocks:
Minutes: 18 at Drake, 12/16/06

Career Statistics

YEAR	G/GS	FG-A	PCT	3-PT	PCT	FT-A	PCT	O-D-RB	AVG	PF-DI	AS	TO	BK	ST	PTS	AVG
Fresh.	11/0	4-11	.364	2-5	.400	0-0	.000	1-5-6	0.5	2-0	1	6	0	0	10	0.9
Soph.	24/2	16-35	.457	4-9	.444	6-6	1.000	9-17-26	1.1	30-0	6	8	0	5	42	1.8
Career	35/2	20-46	.435	6-14	.429	6-6	1.000	10-22-32	0.9	32-0	7	14	0	5	52	1.5

15 -- Dan Bohall, G, 6-4, 193, Freshman, Sioux City, IA (East HS)

- One steal in win over The Citadel
- One rebound, one assist and one block in exhibition win over Buena Vista
- Six points in Black and Gold Blowout
- Used redshirt and did not see action in 2005-06
- Earned first team all-state honors as a junior and senior
- Two-time first team all-conference and all-district selection
- Named to all-Tournament team at state tournament after helping East place second in state as a senior
- Team captain and MVP as a junior and senior, helping team post 21-4 record in final season
- Averaged 21.6 points, 6.4 rebounds and 4.5 assists per game as a senior, shooting 56% from the field and 79% from the free throw line



Bohall, Game-by-Game

Opp.	S	FG	3-PT	FT	O-D-RE	PF	TP	A	T	B	S	M
The Citadel	N	0-1	0-0	0-0	0-0-0	1	0	0	0	0	1	2
Toledo (n)					DNP							
Alabama (n)	N	0-0	0-0	0-0	0-0-0	1	0	0	0	0	0	1
Villanova (n)	N	0-1	0-1	0-0	0-0-0	1	0	0	0	0	0	2
at AZ State					DNP							
at VA Tech					DNP							
TX-Pan Am.	N	0-0	0-0	0-2	0-0-0	0	0	0	0	0	0	1
Coppin State					DNP							
Northern IA					DNP							
IA State	N	0-0	0-0	0-0	0-0-0	0	0	0	0	0	0	2
at Drake					DNP							
GA State	N	0-0	0-0	0-0	0-0-0	0	0	0	0	0	0	4
TX Southern	N	0-2	0-0	0-0	0-0-0	0	0	0	0	0	0	2
Cornell					DNP							
Mich. State					DNP							
at Illinois					DNP							
Minnesota at Indiana					DNP							
at Ohio State					DNP							
Penn State	N	0-0	0-0	0-0	0-0-0	0	0	0	0	0	0	0+
Wisconsin at Michigan					DNP							
Indiana at Minnesota					DNP							
at Wisconsin					DNP							
Northwestern at Mich. State					DNP							
Purdue at Penn State					DNP							
Illinois					DNP							
Big Ten Tournament					DNP							

Career Bests

Points:

Rebounds:

FGM:

FGA: 2 vs. Texas Southern, 12/23/06

FTM:

FTA: 2 vs. Texas-Pan American, 12/1/06

Assists:

Steals: 1 vs. The Citadel, 11/13/06

Blocks:

Minutes: 4 vs. Georgia State, 12/20/06

Career Statistics

YEAR	G/GS	FG-A	PCT	3-PT	PCT	FT-A	PCT	O-D-RB	AVG	PF-DI	AS	TO	BK	ST	PTS	AVG
Fresh.	8/0	0-4	.000	0-1	.000	0-2	.000	0-0-0	0.0	3-0	0	0	0	1	0	0.0

0 - - Josh Crawford, C, 6-10, 200, Freshman, Long Beach, CA (Wilson HS)

- Two points in win over Georgia State
- One rebound and one assist vs. Villanova
- One rebound vs. Alabama
- One rebound in win over The Citadel
- Six points in Black and Gold Blowout
- Named to all-conference team as a senior
- Team captain and team MVP as a senior
- Averaged 13.3 points while shooting 49% from the field as a senior
- Averaged 7.7 rebounds and 4.6 blocked shots
- Led prep team in scoring, rebounding and blocked shots
- Ranked first in the conference in blocked shots (111 blocks) and was third in rebounding



Crawford, Game-by-Game

Opp.	S	FG	3-PT	FT	O-D-RE	PF	TP	A	T	B	S	M
The Citadel	N	0-0	0-0	0-0	0-1-1	0	0	0	0	0	0	1
Toledo (n)					DNP							
Alabama (n)	N	0-0	0-0	0-0	0-1-1	0	0	0	0	0	0	2
Villanova (n)	N	0-0	0-0	0-0	1-0-1	0	0	1	0	0	0	2
at AZ State					DNP							
at VA Tech					DNP							
TX-Pan Am.	N	0-0	0-0	0-0	0-0-0	0	0	0	0	0	0	3
Coppin State					DNP							
Northern IA					DNP							
IA State	N	0-1	0-0	0-0	0-0-0	1	0	0	0	0	0	2
at Drake					DNP							
GA State	N	1-4	0-0	0-1	1-0-1	1	2	0	0	0	0	4
TX Southern	N	0-0	0-0	0-0	0-1-1	1	0	0	0	1	0	.3
Cornell					DNP							
Mich. State					DNP							
at Illinois					DNP							
Minnesota					DNP							
at Indiana					DNP							
at Ohio State					DNP							
Penn State					DNP							
Wisconsin					DNP							
at Michigan					DNP							
Indiana					DNP							
at Minnesota					DNP							
at Wisconsin					DNP							
Northwestern					DNP							
at Mich. State					DNP							
Purdue					DNP							
at Penn State					DNP							
Illinois					DNP							
Big Ten Tournament					DNP							

Career Bests

- Points:** 2 vs. Georgia State, 12/20/06
Rebounds: 1, five times, last vs. Texas Southern, 12/23/06
FGM: 1 vs. Georgia State, 12/20/06
FGA: 4 vs. Georgia State, 12/20/06
FTM:
FTA: 1 vs. Georgia State, 12/20/06
Assists: 1 vs. Villanova, 11/20/06
Steals:
Blocks: 1 vs. Texas Southern, 12/23/06
Minutes: 4 vs. Georgia State, 12/20/06

Career Statistics

YEAR	G/GS	FG-A	PCT	3-PT	PCT	FT-A	PCT	O-D-RB	AVG	PF-DI	AS	TO	BK	ST	PTS	AVG
Fresh.	8/0	1-5	.200	0-0	.000	0-1	.000	2-3-5	0.6	3-0	1	0	1	0	2	0.3

**11 -- Tony Freeman, G, 6-1, 190, Sophomore, Maywood, IL (St. Joseph's HS)*

- 11 points, three rebounds, six assists and two steals in win at Minnesota
- Four points and four rebounds in win over Indiana
- 14 points and seven assists in win at Michigan in career-high 34 minutes
- Three points and two rebounds vs. Wisconsin
- Five points and four rebounds in win over Penn State
- Six points and five assists at Ohio State
- Seven points and a career-high nine rebounds in win over Minnesota
- Five points and two assists at Illinois
- Three points, five assists and three steals in win over Michigan State
- Six points and seven assists in win over Cornell
- Four points and four assists in win over Texas Southern
- 12 points, three rebounds and two assists vs. Georgia State
- Four points and three assists at Drake
- 11 points, five assists and three steals in win over Iowa State
- 11 points, four rebounds and four assists vs. Northern Iowa
- Six points and five assists in win over Coppin State
- 10 points, five assists and two steals vs. Texas-Pan American
- 11 points and two assists at VA Tech
- Seven points and five assists vs. Villanova
- Career-high 16 points, four rebounds and three assists vs. Alabama
- Eight rebounds and three assists in win over Toledo
- Career-high 11 assists, along with six rebounds and seven points, in win over The Citadel



Freeman, Game-by-Game

Opp.	S	FG	3-PT	FT	O-D-RE	PF	TP	A	T	B	S	M
The Citadel	Y	3-7	1-3	0-0	1-5-6	1	7	11	3	0	1	32
Toledo (n)	Y	0-5	0-2	2-2	0-8-8	1	2	3	8	0	1	33
Alabama (n)	Y	6-13	4-9	0-0	2-2-4	2	16	3	2	0	1	23
Villanova (n)	Y	2-6	2-4	1-3	0-1-1	3	7	5	4	0	0	31
at AZ State	Y	1-7	1-6	0-0	0-0-0	0	3	2	1	0	2	26
at VA Tech	N	4-5	1-2	2-2	0-2-2	4	11	2	5	0	0	21
TX-Pan Am.	N	4-6	1-2	1-2	0-1-1	2	10	5	1	0	2	25
Coppin State	N	1-6	1-5	3-4	1-1-2	1	6	5	2	0	1	25
Northern IA	N	4-9	3-5	0-0	1-3-4	4	11	4	2	0	1	29
IA State	Y	5-7	1-1	0-0	0-2-2	1	11	5	3	0	3	23
at Drake	Y	2-9	0-5	0-0	0-1-1	1	4	3	0	0	1	28
GA State	N	4-7	3-4	1-1	0-3-3	0	12	2	1	0	0	22
TX Southern	N	0-4	0-2	4-5	0-1-1	0	4	4	0	0	1	24
Cornell	N	2-4	2-3	0-0	0-0-0	0	6	7	2	0	0	25
Mich. State	N	1-1	1-1	0-1	0-1-1	1	3	5	1	0	3	17
at Illinois	N	2-2	1-1	0-0	0-1-1	1	5	2	2	0	0	20
Minnesota	N	2-7	0-3	3-3	0-9-9	2	7	1	0	0	0	23
at Indiana	N	0-3	0-1	0-0	0-1-1	2	0	0	1	0	0	15
at Ohio State	Y	3-5	0-2	0-1	0-2-2	1	6	5	1	0	1	27
Penn State	N	2-7	1-4	0-2	2-2-4	1	5	1	2	0	1	15
Wisconsin	N	1-4	0-3	1-2	1-1-2	1	3	0	2	0	1	13
at Michigan	N	4-6	1-2	5-5	0-1-1	0	14	7	2	0	1	34
Indiana	Y	1-6	0-3	2-2	0-4-4	4	4	1	4	0	1	20
at Minnesota	Y	5-8	1-1	0-0	1-2-3	2	11	6	2	0	2	34
at Wisconsin												
Northwestern												
at Mich. State												
Purdue												
at Penn State												
Illinois												
Big Ten Tournament												

Career Bests


- Points:** 16 vs. Alabama, 11/19/06
- Rebounds:** 9 vs. Minnesota, 1/13/07
- FGM:** 6 vs. Alabama, 11/19/06
- FGA:** 13 vs. Alabama, 11/19/06
- FTM:** 5 at Michigan, 1/31/07
- FTA:** 5 at Michigan, 1/31/07
- Assists:** 11 vs. The Citadel, 11/13/06
- Steals:** 3, three times, last vs. Iowa State, 12/8/06
- Blocks:**
- Minutes:** 34, twice, last at Minnesota, 2/7/07

Career Statistics

YEAR	G/GS	FG-A	PCT	3-PT	PCT	FT-A	PCT	O-D-RB	AVG	PF-DI	AS	TO	BK	ST	PTS	AVG
Fresh.	33/4	40-118	.339	21-69	.304	10-16	.625	8-34-42	1.3	42-1	53	55	0	19	111	3.4
Soph.	24/10	59-144	.410	25-74	.338	25-35	.714	9-54-63	2.6	35-0	89	51	0	24	168	7.0
Career	57/14	99-262	.378	46-143	.322	35-51	.686	17-88-105	1.8	77-1	142	106	0	43	279	4.9

****53 -- Seth Gorney, C, 7-0, 245, Junior, Vandalia, OH (Butler HS)**

- Eight points in win at Minnesota
- Six points and six rebounds in win over Indiana
- Six points, seven rebounds and a career-high two blocks in win at Michigan
- Two points and four rebounds vs. Wisconsin
- Two points and six rebounds in win over Penn State
- Four points and four rebounds in 14 minutes at Ohio State before injury
- Career-high 12 points and five rebounds at Indiana
- Six points and four rebounds in win over Minnesota
- Six points and four rebounds at Illinois
- Four points and three rebounds in win over Michigan State
- Tied a career-high with 10 points and three rebounds in win over Texas Southern
- Eight points (4-4 FG's) and five rebounds vs. Georgia State
- Six points and four rebounds in win over Iowa State
- Eight points and a career-high nine rebounds vs. No. Iowa
- Eight points and four rebounds vs. Texas-Pan American
- Four points and five rebounds at VA Tech
- Tied career-high with 10 points vs. Alabama, along with three assists and two rebounds
- Tied a career-high with 10 points in win over Toledo, along with five rebounds
- Tied a career-high with 10 points, along with a career-high three steals, in win over The Citadel
- Averaged 5.3 points and 5.8 rebounds on summer tour with Big Ten squad, helping team post 3-1 record in four game tour in Australia.



Gorney, Game-by-Game

Opp.	S	FG	3-PT	FT	O-D-RE	PF	TP	A	T	B	S	M
The Citadel	Y	4-7	0-0	2-2	1-1-2	0	10	1	2	0	3	25
Toledo (n)	Y	4-6	0-0	2-2	2-3-5	3	10	0	0	1	0	25
Alabama (n)	Y	5-10	0-1	0-0	2-0-2	2	10	3	2	0	2	28
Villanova (n)	Y	1-3	0-0	0-0	1-0-1	2	2	0	0	0	0	14
at AZ State	Y	1-2	0-0	0-0	1-2-3	3	2	2	1	0	0	10
at VA Tech	N	2-3	0-0	0-0	2-3-5	2	4	0	1	0	1	19
TX-Pan Am.	N	3-4	0-0	2-2	0-4-4	1	8	0	0	0	0	23
Coppin State	N	1-1	0-0	0-0	1-2-3	4	2	1	1	0	0	13
Northern IA	N	4-13	0-0	0-0	3-6-9	1	8	0	0	0	1	30
IA State	Y	3-5	0-0	0-0	2-2-4	4	6	1	0	1	1	17
at Drake	Y	1-1	0-0	0-1	2-3-5	4	2	2	1	0	0	19
GA State	Y	4-4	0-0	0-0	1-4-5	3	8	1	1	0	0	16
TX Southern	Y	4-5	0-0	2-2	0-3-3	3	10	0	0	0	2	23
Cornell	Y	2-3	0-0	0-0	1-2-3	0	4	1	0	0	1	24
Mich. State	Y	1-2	0-0	1-1	0-3-3	4	3	0	1	0	0	17
at Illinois	Y	3-6	0-0	0-1	0-4-4	3	6	0	0	0	0	19
Minnesota	Y	2-8	0-0	2-2	3-1-4	2	6	0	0	1	0	17
at Indiana	Y	5-7	0-0	2-3	3-2-5	1	12	1	1	0	0	25
at Ohio State	Y	2-3	0-0	0-0	1-3-4	0	4	0	0	0	0	14
Penn State	Y	1-4	0-0	0-0	4-2-6	3	2	0	1	1	0	22
Wisconsin	Y	1-2	0-0	0-0	0-4-4	3	2	0	1	0	0	17
at Michigan	N	3-5	0-0	0-0	4-3-7	4	6	1	1	2	0	24
Indiana	N	2-2	0-0	2-2	2-4-6	4	6	0	3	0	0	21
at Minnesota	N	4-7	0-0	0-0	0-1-1	3	8	0	0	0	0	24
at Wisconsin												
Northwestern												
at Mich. State												
Purdue												
at Penn State												
Illinois												
Big Ten Tournament												

Career Bests


- Points:** 12 at Indiana, 1/16/07
Rebounds: 9 vs. Northern Iowa, 12/5/06
FGM: 5, three times, last at Indiana, 1/16/07
FGA: 13 vs. Northern Iowa, 12/5/06
FTM: 2, twice, last vs. Toledo, 11/17/06
FTA: 2, twice, last vs. Toledo, 11/17/06
Assists: 3 vs. Alabama, 11/19/06
Steals: 3 vs. The Citadel, 11/13/06
Blocks: 2 at Michigan, 1/31/07
Minutes: 30 vs. Northern Iowa, 12/5/06

Career Statistics

YEAR	G/GS	FG-A	PCT	3-PT	PCT	FT-A	PCT	O-D-RB	AVG	PF-DI	AS	TO	BK	ST	PTS	AVG
Fresh.	21/0	5-7	.714	0-0	.000	4-7	.571	8-14-22	1.0	15-0	3	5	1	5	14	0.7
Soph.	22/0	13-21	.619	0-0	.000	1-2	.500	5-17-22	1.0	13-0	3	5	2	1	27	1.2
Jun.	24/17	63-113	.558	0-1	.000	15-18	.833	35-62-98	4.1	59-0	14	17	6	11	141	5.9
Career	67/17	81-141	.574	0-1	.000	20-27	.741	49-93-142	2.1	87-0	20	27	9	17	182	2.7

****1 - - Adam Haluska, G, 6-5, 210, Senior, Carroll, IA (Carroll HS)**

- Has started all 122 games in his career, a streak that is the longest in the nation among active players
- One of 30 finalists for the Lowe's Senior CLASS Award
- Named first team CoSIDA/ESPN *the Magazine* District VII academic all-American
- Named Big Ten Player of the Week after averaging 25 points and 7.5 rebounds in wins over Michigan and Indiana
- Named Big Ten Player of the Week for his play in wins over Georgia State and Texas Southern
- 34 points, five rebounds and eight assists in win at Minnesota
- 33 points, five rebounds and two steals in win over Indiana
- Recorded third career (second at Iowa) double-double with 17 points and 10 rebounds in win at Michigan
- 16 points, seven rebounds and four assists vs. Wisconsin
- 24 points, three rebounds and two assists vs. Penn State
- 15 points and four rebounds at Ohio State
- 21 points and four rebounds at Indiana
- 22 points and four rebounds in win over Minnesota
- 25 points (12-13 FTs) in loss at Illinois
- 16 points, five rebounds and four assists in win over Mich. St.
- 29 points (10-13 FGs) and four steals vs. Cornell
- 21 points and four rebounds in win over Texas Southern
- Career-high 36 points, four assists and two steals vs. GA State
- 21 points and seven rebounds at Drake
- 18 points, four rebounds and two steals in win over Iowa State
- Named Hawkeye Challenge MVP
- 31 points and nine assists and nine rebounds vs. Coppin State
- 24 points (9-17 FGs) and two rebounds at VA Tech
- 24 points, four rebounds and three assists at Arizona State
- 29 points, six assists and five rebounds vs. The Citadel
- Named to pre-season all-Big Ten team
- Named to pre-season Watch List for John R. Wooden all-American team
- Named to pre-season Watch List for the Naismith Award
- Recognized as recipient of 2006 Anson Mount Scholar/Athlete Award by Playboy Magazine, earning a \$5,000 donation to the UI general scholarship fund
- Career point total stands at 1,730 including 1,446 at Iowa



Haluska, Game-by-Game

Opp.	S	FG	3-PT	FT	O-D-RE	PF	TP	A	T	B	S	M
The Citadel	Y	8-16	6-14	7-7	0-5-5	2	29	6	3	0	1	33
Toledo (n)	Y	2-15	2-8	4-4	1-4-5	3	10	2	5	0	0	38
Alabama (n)	Y	2-13	0-9	0-0	0-4-4	2	4	2	3	0	0	32
Villanova (n)	Y	5-13	1-3	7-8	0-4-4	2	18	1	5	1	1	27
at AZ State	Y	8-17	4-11	4-4	0-4-4	1	24	3	1	0	2	34
at VA Tech	Y	9-17	5-10	1-2	1-1-2	4	24	1	4	1	0	39
TX-Pan Am.	Y	2-10	0-5	4-4	1-3-4	0	8	5	1	0	3	32
Coppin State	Y	10-18	6-12	5-5	4-5-9	3	31	9	1	0	2	37
Northern IA	Y	3-10	1-3	2-2	0-3-3	3	9	3	1	0	2	33
IA State	Y	5-14	2-4	6-7	0-4-4	0	18	1	1	2	2	33
at Drake	Y	5-15	4-10	7-8	1-6-7	2	21	1	2	0	2	36
GA State	Y	13-19	6-11	4-4	1-0-1	0	36	4	0	0	2	28
TX Southern	Y	7-16	2-5	5-6	0-4-4	2	21	1	0	0	0	27
Cornell	Y	10-13	6-9	3-4	0-3-3	1	29	1	0	1	4	35
Mich. State	Y	4-15	2-9	6-7	0-5-5	1	16	4	0	0	3	37
at Illinois	Y	5-14	3-5	12-13	0-2-2	0	25	1	4	0	1	38
Minnesota	Y	6-14	2-9	8-10	0-4-4	3	22	0	2	0	0	32
at Indiana	Y	7-16	2-7	5-6	1-3-4	3	21	1	2	1	1	38
at Ohio State	Y	6-15	3-8	0-0	1-3-4	0	15	1	1	0	0	36
Penn State	Y	7-13	4-7	6-7	0-3-3	3	24	2	2	0	0	36
Wisconsin	Y	3-18	1-7	9-10	3-4-7	1	16	4	2	0	0	36
at Michigan	Y	5-12	3-8	4-6	2-8-10	2	17	3	2	0	0	38
Indiana	Y	9-17	5-11	10-11	1-4-5	3	33	1	1	0	2	34
at Minnesota	Y	10-14	6-10	8-8	0-5-5	1	34	8	1	0	2	37
at Wisconsin												
Northwestern												
at Mich. State												
Purdue												
at Penn State												
Illinois												
Big Ten Tournament												

Career Bests

Points:	36 vs. Georgia State, 12/20/06
Rebounds:	11 vs. Arkansas-Pine Bluff, 12/8/02
FGM:	13 vs. Georgia State, 12/20/06
FGA:	23 vs. Texas, 11/22/05
FTM:	12 at Illinois, 1/10/07
FTA:	13, twice, last at Illinois, 1/10/07
Assists:	9, vs. Coppin State, 12/2/06
Steals:	4, twice, last vs. Cornell, 12/30/06
Blocks:	2, five times, last vs. Iowa State, 12/8/06
Minutes:	51 vs. Minnesota, 1/18/06

Career Statistics

YEAR	G/GS	FG-A	PCT	3-PT	PCT	FT-A	PCT	O-D-RB	AVG	PF-DI	AS	TO	BK	ST	PTS	AVG
*Fresh.	31/31	103-259	.398	40-119	.336	38-50	.760	21-91-112	3.6	83-2	30	39	13	23	284	9.2
Soph.	33/33	152-318	.478	58-149	.389	105-130	.808	25-106-131	4.0	75-3	52	46	9	35	467	14.2
Jun.	34/34	149-357	.417	64-185	.346	112-132	.848	21-138-159	4.7	61-1	78	68	6	36	474	13.9
Sen.	24/24	151-354	.427	76-195	.390	127-143	.888	17-91-108	4.5	42-0	65	44	6	30	505	21.0
Career	122/122	555-1288	.431	238-648	.367	382-455	.840	84-426-510	4.2	261-6	225	197	34	124	1730	14.2

* - - 2002-03 at Iowa State

*****35 - - Mike Henderson, G, 6-3, 200, Senior, Waterloo, IA (East HS)**

- 11 points (4-6 FGs) in win at Minnesota
- Four points, three rebounds and five assists in win over Indiana
- Five points vs. Wisconsin
- 12 points, three assists and two steals in win over Penn State
- Eight points and four rebounds at Ohio State
- Five points and four rebounds at Indiana
- Seven points in win over Minnesota
- Five points (5-6 FTs) vs. Michigan State, including 5-6 FTs in final 40 seconds
- Six points, four assists and two steals in win over Cornell
- Tied a career-high with nine assists along with nine points and three steals in win over Texas Southern
- Career-high nine assists along with eight points and four rebounds in first start of season vs. GA State
- Eight points in win over Iowa State
- Two assists against Northern Iowa
- Returned to action vs. Coppin State on December 2
- Suffered fracture to right pinkie finger in practice on Oct. 31 and will miss 3-6 weeks
- 11 points, eight assists and four rebounds in Black and Gold Blowout



Henderson, Game-by-Game

Opp.	S	FG	3-PT	FT	O-D-RE	PF	TP	A	T	B	S	M
The Citadel					INJ							
Toledo (n)					INJ							
Alabama (n)					INJ							
Villanova (n)					INJ							
at AZ State					INJ							
at VA Tech					INJ							
TX-Pan Am.					INJ							
Coppin State	N	0-3	0-0	1-2	0-0-0	1	1	0	3	0	0	8
Northern IA	N	0-1	0-0	0-0	0-0-0	0	0	2	1	0	0	11
IA State	N	3-5	0-0	2-2	0-0-0	2	8	1	5	0	1	15
at Drake	N	1-3	0-0	0-0	0-0-0	2	2	2	3	0	1	26
GA State	Y	2-4	0-0	4-6	1-3-4	2	8	9	3	0	1	30
TX Southern	Y	3-5	0-0	3-3	1-3-4	1	9	9	4	0	3	30
Cornell	Y	3-8	0-0	0-0	0-1-1	1	6	4	5	0	2	30
Mich. State	Y	0-5	0-0	5-6	0-0-0	1	5	1	2	0	1	31
at Illinois	Y	2-5	0-1	0-0	0-3-3	3	4	2	3	0	1	24
Minnesota	Y	3-4	0-0	1-3	0-1-1	1	7	1	2	0	0	31
at Indiana	Y	2-4	0-0	1-2	0-4-4	2	5	1	4	0	1	29
at Ohio State	Y	4-4	0-0	0-0	1-3-4	2	8	2	4	0	1	37
Penn State	Y	5-8	0-0	2-4	0-1-1	0	12	3	1	0	2	32
Wisconsin	Y	2-4	1-1	0-0	0-1-1	1	5	1	2	0	1	28
at Michigan	Y	0-4	0-1	0-0	0-1-1	0	0	0	0	0	0	12
Indiana	N	0-8	0-1	4-6	1-2-3	5	4	5	2	0	1	29
at Minnesota	N	4-6	0-0	3-4	0-1-1	1	11	1	4	1	0	26
at Wisconsin												
Northwestern												
at Mich. State												
Purdue												
at Penn State												
Illinois												
Big Ten Tournament												

Career Bests

- Points:** 17, twice, last at Purdue, 2/1/06
Rebounds: 8, twice, last vs. Illinois, 1/7/06
FGM: 7 at Purdue, 2/1/06
FGA: 11 vs. Robert Morris, 12/22/05
FTM: 7 vs. Kentucky, 11/21/05
FTA: 9 vs. Kentucky, 11/21/05
Assists: 9, twice, last vs. Texas Southern, 12/23/06
Steals: 5 at Michigan, 3/5/05
Blocks: 1, four times, last at Minnesota, 2/07/07
Minutes: 50 vs. Minnesota, 1/18/06

Career Statistics

YEAR	G/GS	FG-A	PCT	3-PT	PCT	FT-A	PCT	O-D-RB	AVG	PF-DI	AS	TO	BK	ST	PTS	AVG
Fresh.	10/0	11-29	.379	0-1	.000	10-19	.526	4-14-18	1.8	11-0	13	8	0	6	32	3.2
Soph.	33/14	59-144	.410	5-16	.313	40-61	.656	17-53-70	2.1	55-1	39	59	3	26	163	4.9
Jun.	34/34	91-187	.487	13-28	.464	65-93	.6999	41-93-134	3.9	53-0	68	78	5	38	260	7.6
Sen.	17/11	34-81	.420	1-4	.250	26-38	.684	4-24-28	1.6	25-1	44	48	1	16	95	5.6
Career	94/59	195-441	.442	19-49	.388	141-211	.668	66-184-250	2.7	144-2	164	193	9	86	550	5.9

24 - - Justin Johnson, G, 6-6, 190, Junior, Tyler, TX (Tyler CC)

- Two assists and two rebounds in win at Minnesota
- Eight points and two rebounds in win over Indiana
- Six points in win at Michigan
- Nine points in win over Penn State
- Four points, two rebounds and two assists at Indiana
- Career-high eight rebounds in win over Minnesota
- 11 points (3-4 FGs, 3-3 3pt FG's) at Illinois
- Career-high three blocks and tied a career-high with six rebounds in win over Cornell
- Nine points (6-6 FT's), two rebounds and two steals in win over Texas Southern
- Eight points, six rebounds and four assists vs. Georgia State
- 12 points (4-5 3pt FG's) at Drake
- Six points in win over Iowa State
- Named to the Hawkeye Challenge all-tournament team
- 13 points, five rebounds and four assists vs. Coppin State
- Career-high 14 points (4-6 3pt FG's) and five rebounds in win over Texas-Pan American
- Nine points, six rebounds and two assists at VA Tech
- Eight points and four assists at Arizona State
- Six points, three assists and two rebounds vs. Alabama
- Six points and three rebounds in win over The Citadel
- 22 points (4-6 3pt FG's) and four rebounds in exhibition win over Buena Vista



Johnson, Game-by-Game

Opp.	S	FG	3-PT	FT	O-D-RE	PF	TP	A	T	B	S	M
The Citadel	Y	2-7	2-7	0-0	1-2-3	1	6	0	3	0	0	31
Toledo (n)	Y	1-4	1-1	0-0	1-1-2	1	3	0	0	0	0	20
Alabama (n)	N	2-8	2-7	0-0	0-2-2	1	6	3	0	0	0	22
Villanova (n)	N	0-3	0-1	0-0	0-1-1	2	0	1	1	0	0	23
at AZ State	N	3-5	2-4	0-0	0-2-2	1	8	4	1	1	1	25
at VA Tech	Y	3-4	3-4	0-0	0-6-6	2	9	2	2	0	0	31
TX-Pan Am.	Y	5-11	4-6	0-0	1-4-5	1	14	0	3	0	1	30
Coppin State	Y	5-9	3-6	0-0	2-3-5	1	13	4	5	1	2	34
Northern IA	Y	1-5	1-2	0-0	0-0-0	2	3	0	1	0	0	10
IA State	N	2-5	2-2	0-0	0-1-1	0	6	1	0	1	0	20
at Drake	N	4-5	4-5	0-0	0-0-0	1	12	0	1	0	0	16
GA State	N	2-8	2-5	2-2	2-4-6	2	8	4	0	0	0	23
TX Southern	N	1-6	1-5	6-6	1-1-2	0	9	0	0	1	2	19
Cornell	N	0-4	0-4	0-0	2-4-6	0	0	0	3	3	1	16
Mich. State	N	0-1	0-1	0-0	0-1-1	1	0	0	0	1	0	11
at Illinois	N	3-4	3-3	2-2	0--2-2	0	11	1	1	0	0	23
Minnesota	N	0-4	0-2	0-0	1-7-8	0	0	1	1	0	1	24
at Indiana	Y	1-4	0-1	2-2	0-2-2	2	4	2	1	0	1	26
at Ohio State	N	1-4	1-2	0-2	1-0-1	0	3	0	0	0	0	18
Penn State	N	3-5	3-5	0-0	0-0-0	1	9	1	0	0	0	17
Wisconsin	N	0-1	0-1	0-0	0-0-0	1	0	0	0	0	0	9
at Michigan	N	2-3	2-2	0-0	0-1-1	2	6	0	2	0	0	22
Indiana	N	2-4	2-4	2-3	1-1-2	1	8	1	0	0	1	19
at Minnesota	N	0-1	0-1	1-2	0-2-2	0	1	2	0	1	0	12
at Wisconsin												
Northwestern												
at Mich. State												
Purdue												
at Penn State												
Illinois												
Big Ten Tournament												

Career Bests

- Points:** 14 vs. Texas-Pan American, 12/1/06
- Rebounds:** 8 vs. Minnesota, 1/13/07
- FGM:** 5, twice, last vs. Coppin State, 12/2/06
- FGA:** 11 vs. Texas-Pan American, 12/1/06
- FTM:** 6 vs. Texas Southern, 12/23/06
- FTA:** 6 vs. Texas Southern, 12/23/06
- Assists:** 4, three times, last vs. Georgia State, 12/20/06
- Steals:** 2, twice, last vs. Texas Southern, 12/23/06
- Blocks:** 3 vs. Cornell, 12/30/06
- Minutes:** 34 vs. Coppin State, 12/2/06

Career Statistics

YEAR	G/GS	FG-A	PCT	3-PT	PCT	FT-A	PCT	O-D-RB	AVG	PF-DI	AS	TO	BK	ST	PTS	AVG
Jun.	24/7	43-115	.374	38-81	.469	15-19	.789	13-47-60	2.5	23-0	27	25	9	10	139	5.8

52 -- Kurt Looby, F/C, 6-10, 210, Junior, St. John's, Antigua (Tyler, TX CC)

- Four points in win at Minnesota
- Two points, six rebounds and two blocks in win over Indiana
- Three rebounds in win at Michigan
- Six points and six rebounds vs. Wisconsin
- Six points, six rebounds and three blocks in win over Penn State
- Five rebounds at Ohio State
- Four rebounds in win over Minnesota
- Five points and three rebounds at Illinois
- Seven points and three rebounds in win over Michigan State
- Career-high five blocks along with two points and five rebounds in win over Cornell
- Three points and six rebounds in win over Texas Southern
- Career-high four blocks along with six points, 12 rebounds and two steals in win over Georgia State
- Five points, six rebounds and two steals vs. Iowa State
- Four points, two rebounds, two blocks and two steals in win over Texas-Pan American
- Six points, four rebounds and three blocks at Virginia Tech
- Six points, two rebounds and two blocked shots at Arizona State
- 13 points (7-8 FTs), seven rebounds and three blocked shots vs. Villanova
- 13 points (5-9 FGs), nine rebounds and two assists vs. Toledo
- Four points, 14 rebounds and three blocks vs. The Citadel



Looby, Game-by-Game

Opp.	S	FG	3-PT	FT	O-D-RE	PF	TP	A	T	B	S	M
The Citadel	Y	2-6	0-0	0-2	1-13-14	1	4	1	1	3	0	27
Toledo (n)	Y	5-9	0-0	3-5	6-3-9	2	13	2	0	1	0	19
Alabama (n)	Y	0-0	0-0	0-0	0-2-2	4	0	2	0	1	2	19
Villanova (n)	Y	3-4	0-0	7-8	2-5-7	2	13	0	0	3	1	30
at AZ State	Y	3-3	0-0	0-0	0-2-2	2	6	0	2	2	0	29
at VA Tech	Y	2-6	0-0	2-3	2-2-4	3	6	0	0	3	0	29
TX-Pan Am.	Y	1-3	0-0	2-4	2-0-2	4	4	0	2	2	2	18
Coppin State	Y	0-2	0-0	0-0	1-0-1	3	0	0	0	2	0	7
Northern IA	Y	0-1	0-0	0-0	0-4-4	0	0	0	0	0	0	14
IA State	N	2-4	0-0	1-2	3-3-6	4	5	0	0	1	2	19
at Drake	N	1-1	0-0	0-0	0-0-0	5	2	1	0	1	1	18
GA State	N	2-6	0-0	2-4	6-6-12	1	6	1	3	4	2	14
TX Southern	N	0-1	0-0	3-4	2-4-6	4	3	0	1	2	1	12
Cornell	N	0-0	0-0	0-0	0-5-5	2	0	0	0	5	1	16
Mich. State	N	2-3	0-0	3-4	1-2-3	2	7	0	0	1	0	15
at Illinois	N	2-2	0-0	1-2	3-0-3	4	5	0	1	1	0	18
Minnesota	N	0-1	0-0	0-0	0-4-4	2	0	0	0	1	0	21
at Indiana	N	1-2	0-0	0-0	1-2-3	5	2	1	0	0	1	14
at Ohio State	N	1-1	0-0	0-0	4-1-5	4	2	0	0	0	0	13
Penn State	N	2-3	0-0	2-5	3-3-6	4	6	1	0	3	0	21
Wisconsin	N	3-3	0-0	0-0	4-2-6	5	6	0	0	0	0	23
at Michigan	Y	0-0	0-0	0-0	1-2-3	5	0	1	1	1	0	13
Indiana	Y	1-2	0-0	0-0	4-2-6	5	2	0	2	2	0	15
at Minnesota	Y	2-2	0-0	0-0	0-0-0	3	4	0	0	0	0	10
at Wisconsin												
Northwestern												
at Mich. State												
Purdue												
at Penn State												
Illinois												
Big Ten Tournament												

Career Bests

- Points:** 13, twice, last vs. Villanova, 11/20/06
Rebounds: 14 vs. The Citadel, 11/13/06
FGM: 5 vs. Toledo, 11/17/06
FGA: 9 vs. Toledo, 11/17/06
FTM: 7 vs. Villanova, 11/20/06
FTA: 8 vs. Villanova, 11/20/06
Assists: 2 vs. Toledo, 11/17/06
Steals: 2, three times, last vs. Georgia State, 12/20/06
Blocks: 5 vs. Cornell, 12/30/06
Minutes: 30 vs. The Citadel, 11/20/06

Career Statistics

YEAR	G/GS	FG-A	PCT	3-PT	PCT	FT-A	PCT	O-D-RB	AVG	PF-DI	AS	TO	BK	ST	PTS	AVG
Jun.	24/12	35-65	.538	0-0	.000	26-43	.605	46-67-113	4.7	80-5	10	13	39	13	96	4.0

34 - - Tyler Smith, F, 6-7, 210, Freshman, Pulaski, TN (Hargrave Military Academy)

- 19 points, eight rebounds, five assists and three steals in win at Minnesota
- Career-high nine rebounds and seven assists along with 18 points (10-10 FTs) in win over Indiana
- 22 points, career-high eight rebounds, five assists and two steals in win at Michigan
- Eight points, five rebounds, three steals and two assists vs. Wisconsin
- 19 points, five rebounds and two assists in win over Penn State
- 21 points, four rebounds and five assists at Ohio State
- 17 points, six rebounds and tied a career-high with six assists at Indiana
- 15 points, three rebounds and three assists vs. Minnesota
- 12 points, seven rebounds and four assists at Illinois
- 10 points, four rebounds and four assists in win over Mich. St.
- 18 points, six rebounds and four assists in win over Cornell
- 25 points, three rebounds and five assists vs. Texas Southern
- 15 points, five rebounds, five assists and two steals vs. GA St.
- 16 points and five rebounds at Drake
- 16 points, two rebounds and six assists in win over Iowa State
- 20 points and six rebounds against Northern Iowa
- Named to the Hawkeye Challenge all-tournament team
- 16 points and seven rebounds in win over Coppin State
- 12 points, five rebounds and four steals vs. TX-Pan American
- Seven points, seven rebounds and five assists at VA Tech
- 12 points, four rebounds and five assists at Arizona State
- 12 points, three rebounds and two steals vs. Villanova
- 19 points, six rebounds and four assists vs. Alabama
- 28 points (11-17 FGs), six rebounds and five assists vs. Toledo



Smith, Game-by-Game

Opp.	S	FG	3-PT	FT	O-D-RE	PF	TP	A	T	B	S	M
The Citadel	N	1-2	0-0	0-0	0-0-0	5	2	3	1	0	0	10
Toledo (n)	N	11-17	1-1	5-8	1-5-6	1	28	5	1	0	0	32
Alabama (n)	Y	7-13	0-2	5-6	3-3-6	2	19	4	2	0	2	37
Villanova (n)	Y	5-12	1-2	1-2	2-1-3	3	12	0	10	1	2	35
at AZ State	Y	6-13	0-2	0-0	1-3-4	2	12	5	5	0	2	37
at VA Tech	Y	2-13	0-3	3-4	1-6-7	4	7	5	2	0	2	32
TX-Pan Am.	Y	6-11	0-0	0-1	3-2-5	2	12	3	3	0	4	30
Coppin State	Y	6-12	0-0	4-5	4-3-7	1	16	2	0	0	0	35
Northern IA	Y	9-15	1-3	1-3	2-4-6	5	20	1	4	0	0	36
IA State	Y	6-15	0-0	4-6	1-1-2	0	16	6	2	0	1	31
at Drake	Y	6-15	1-3	3-5	3-2-5	3	16	0	4	0	1	30
GA State	Y	6-11	0-0	3-4	3-2-5	3	15	5	3	0	2	28
TX Southern	Y	8-15	4-5	5-5	1-2-3	1	25	5	1	0	2	30
Cornell	Y	8-13	0-3	2-4	3-3-6	2	18	4	2	0	1	36
Mich. State	Y	4-9	1-2	1-1	2-2-4	1	10	4	2	1	1	35
at Illinois	Y	4-12	0-2	4-7	1-6-7	3	12	4	3	1	1	39
Minnesota	Y	4-12	0-3	7-7	1-2-3	1	15	3	1	1	1	35
at Indiana	Y	8-17	0-1	1-2	5-1-6	1	17	6	3	0	2	39
at Ohio State	Y	8-19	3-8	2-3	2-2-4	3	21	5	4	0	1	36
Penn State	Y	6-11	0-1	7-9	2-3-5	4	19	2	2	0	1	35
Wisconsin	Y	3-17	0-2	2-4	3-2-5	4	8	2	1	0	3	34
at Michigan	Y	8-18	1-4	5-7	1-7-8	4	22	5	5	0	2	39
Indiana	Y	4-9	0-1	10-10	5-4-9	2	18	7	6	0	2	37
at Minnesota	Y	6-15	2-3	5-7	5-3-8	0	19	5	0	0	3	37
at Wisconsin												
Northwestern												
at Mich. State												
Purdue												
at Penn State												
Illinois												
Big Ten Tournament												

Career Bests


Points:	28 vs. Toledo, 11/17/06
Rebounds:	9 vs. Indiana, 2/3/07
FGM:	11 vs. Toledo, 11/17/06
FGA:	19 at Ohio State, 1/20/07
FTM:	10 vs. Indiana, 2/3/07
FTA:	10 vs. Indiana, 2/3/07
Assists:	7 vs. Indiana, 2/3/07
Steals:	4 vs. Texas-Pan American, 12/1/06
Blocks:	1, three times, last at Illinois, 1/10/07
Minutes:	39, twice, last at Michigan, 1/31/07

Career Statistics

YEAR	G/GS	FG-A	PCT	3-PT	PCT	FT-A	PCT	O-D-RB	AVG	PF-DI	AS	TO	BK	ST	PTS	AVG
Fresh.	24/22	142-316	.449	15-51	.294	80-110	.727	55-69-124	5.2	57-2	91	67	4	36	379	15.8

44 -- Cyrus Tate, F, 6-8, 240, Sophomore, Chicago, IL (Northeast, NE CC)

- Six points and four rebounds in win over Indiana
- Four points and four rebounds in win at Michigan
- Six points and a career-high 10 rebounds vs. Wisconsin
- Two points and five rebounds in win over Penn State
- Three points and four rebounds at Indiana
- Three points, four rebounds and two blocks in win over Minnesota
- Career-high 14 points and nine rebounds in win over Michigan State
- Four points and five rebounds in win over Texas Southern
- Two points, three rebounds, two assists and two steals in win over Iowa State
- Two points and four rebounds against Northern Iowa
- Six points and nine rebounds in win over Coppin State
- Six points, three rebounds and two steals vs. TX-Pan Amer.
- Four points, seven rebounds and two assists at VA Tech
- Four points and five rebounds at Arizona State
- Three points and three rebounds vs. Villanova
- Nine points, seven rebounds and two steals in win over Toledo
- 13 points (6-7 FGs) and three rebounds in win over The Citadel
- 11 points, four rebounds and two blocks in exhibition win over Buena Vista



Tate, Game-by-Game

Opp.	S	FG	3-PT	FT	O-D-RE	PF	TP	A	T	B	S	M
The Citadel	N	6-7	0-0	1-2	0-3-3	2	13	0	0	0	1	18
Toledo (n)	N	3-5	0-0	3-4	3-4-7	3	9	0	3	1	2	18
Alabama (n)	N	1-3	0-0	0-0	0-2-2	4	2	0	0	0	1	12
Villanova (n)	N	1-1	0-0	1-2	1-2-3	2	3	0	1	0	0	23
at AZ State	N	2-3	0-0	0-1	0-5-5	3	4	0	2	0	1	25
at VA Tech	Y	1-4	0-0	2-2	5-2-7	2	4	2	3	1	0	24
TX-Pan Am.	Y	2-3	0-0	2-2	2-1-3	2	6	1	1	0	2	22
Coppin State	Y	2-8	0-0	2-3	2-7-9	1	6	0	0	0	0	28
Northern IA	Y	1-8	0-0	0-0	2-2-4	4	2	1	1	0	0	26
IA State	N	0-3	0-0	2-2	3-0-3	2	2	2	0	1	2	21
at Drake	N	0-0	0-0	0-0	0-1-1	4	0	1	3	0	1	7
GA State	Y	0-1	0-0	2-3	0-2-2	5	2	0	2	0	0	12
TX Southern	Y	1-2	0-0	5-6	2-3-5	4	7	0	2	0	0	16
Cornell	Y	0-0	0-0	0-0	0-1-1	0	0	1	3	1	0	9
Mich. State	Y	6-7	0-0	2-3	4-5-9	3	14	0	1	0	0	30
at Illinois	Y	0-2	0-0	2-2	2-0-2	5	2	0	2	0	0	14
Minnesota	Y	1-3	0-0	1-2	3-1-4	1	3	0	1	2	0	16
at Indiana	N	1-2	0-0	1-1	1-3-4	2	3	0	2	0	1	11
at Ohio State	N	2-2	0-0	0-0	1-0-1	5	4	1	1	0	0	13
Penn State	Y	1-1	0-0	0-0	2-3-5	4	2	0	0	0	0	19
Wisconsin	Y	3-8	0-0	0-2	4-6-10	3	6	2	1	1	0	35
at Michigan	Y	2-8	0-0	0-0	2-2-4	4	4	0	1	1	1	16
Indiana	Y	2-4	0-0	2-3	0-4-4	3	6	0	1	0	0	24
at Minnesota	Y	0-1	0-0	0-0	1-1-2	4	0	1	1	0	0	13
at Wisconsin												
Northwestern												
at Mich. State												
Purdue												
at Penn State												
Illinois												
Big Ten Tournament												

Career Bests

- Points:** 14 vs. Michigan State, 1/4/07
- Rebounds:** 10 vs. Wisconsin, 1/28/07
- FGM:** 6 vs. The Citadel, 11/13/06
- FGA:** 8, twice, last vs. Wisconsin, 1/28/07
- FTM:** 3 vs. Toledo, 11/17/06
- FTA:** 5 vs. Toledo, 11/17/06
- Assists:** 2, three times, last vs. Wisconsin, 1/28/07
- Steals:** 2, three times, last vs. Minnesota, 1/13/07
- Blocks:** 1, five times, last at Michigan, 1/31/07
- Minutes:** 35 vs. Wisconsin, 1/28/07

Career Statistics

YEAR	G/GS	FG-A	PCT	3-PT	PCT	FT-A	PCT	O-D-RB	AVG	PF-DI	AS	TO	BK	ST	PTS	AVG
Soph.	24/15	38-86	.442	0-0	.000	28-40	.700	40-60-100	4.2	72-3	12	32	8	11	104	4.3

14 - - Brett Wessels, G, 6-3, 190, Sophomore, Bettendorf, IA (Bettendorf HS)

- One rebound and one steal at Arizona State
- Three points and two rebounds vs. Alabama
- Three points, one rebound and one steal in win over Toledo
- Career-high three assists in win over The Citadel
- Three rebounds, five assists and three steals in exhibition win over Buena Vista
- Seven points, three rebounds and three assists in Black and Gold Blowout
- Joined the program as a walk-on
- Saw action in six games as a true freshman



Wessels, Game-by-Game

Opp.	S	FG	3-PT	FT	O-D-RE	PF	TP	A	T	B	S	M
The Citadel	N	0-1	0-0	0-0	0-1-1	3	0	3	1	0	1	12
Toledo (n)	N	1-2	1-2	0-0	0-1-1	2	3	0	0	0	1	8
Alabama (n)	N	1-2	1-2	0-0	0-2-2	0	3	0	0	0	0	8
Vilanova (n)	N	0-1	0-0	0-0	0-0-0	2	0	0	0	0	0	7
at AZ State	N	0-0	0-0	0-0	1-0-1	0	0	0	0	0	1	2
at VA Tech	N	0-1	0-1	0-0	0-0-0	0	0	0	0	0	1	2
TX-Pan Am.	N	0-0	0-0	0-0	0-0-0	1	0	0	1	0	0	3
Coppin State												DNP
Northern IA												DNP
IA State	N	0-0	0-0	0-0	0-0-0	0	0	0	0	0	0	2
at Drake	N	0-0	0-0	0-0	0-0-0	0	0	0	0	0	0	1
GA State	N	0-1	0-1	0-0	0-0-0	2	0	0	0	0	0	5
TX Southern	N	0-0	0-0	0-0	0-1-1	0	0	0	1	0	0	2
Cornell	N	0-0	0-0	0-0	0-1-1	0	0	0	1	0	0	1
Mich. State												DNP
at Illinois												DNP
Minnesota												DNP
at Indiana												DNP
at Ohio State												DNP
Penn State												DNP
Wisconsin												DNP
at Michigan												DNP
Indiana												DNP
at Minnesota												DNP
at Wisconsin												DNP
Northwestern												DNP
at Mich. State												DNP
Purdue												DNP
at Penn State												DNP
Illinois												DNP
Big Ten Tournament												DNP

Career Bests

Points: 3, three times, last vs. Alabama, 11/19/06
Rebounds: 2 vs. Alabama, 11/19/06
FGM: 1, three times, last vs. Alabama, 11/19/07
FGA: 2, twice, last vs. Alabama, 11/19/06
FTM:
FTA:
Assists: 3 vs. The Citadel, 11/13/06
Steals: 1, four times, last at Virginia Tech, 11/29/06
Blocks:
Minutes: 12 vs. The Citadel, 11/13/06

Career Statistics

YEAR	G/GS	FG-A	PCT	3-PT	PCT	FT-A	PCT	O-D-RB	AVG	PF-DI	AS	TO	BK	ST	PTS	AVG
Fresh.	6/0	1-2	.500	1-2	.500	0-0	.000	0-1-1	0.2	2-0	4	1	0	0	3	0.5
Soph.	12/0	2-8	.250	2-6	.333	0-0	.000	1-6-7	0.6	10-0	3	4	0	4	6	0.5
Career	18/0	3-10	.300	3-8	.375	0-0	.000	1-7-8	0.4	12-0	7	5	0	4	9	0.5

THE STAT CREW SYSTEM For Basketball
Iowa Hawkeyes Combined Team Statistics (as of Feb 07, 2007)
All games

RECORD:	OVERALL	HOME	AWAY	NEUTRAL
ALL GAMES.....	(14-10)	(11-2)	(2-6)	(1-2)
CONFERENCE.....	(6-4)	(4-1)	(2-3)	(0-0)
NON-CONFERENCE.....	(8-6)	(7-1)	(0-3)	(1-2)

## Player	GP-GS	Min--Avg	---TOTAL---		---3-PTS---		FT-FTA	Pct	----REBOUNDS----				PF	FO	A	TO	Blk	Stl	Pts	Avg
			FG-FGA	Pct	3FG-FGA	Pct			Off	Def	Tot	Avg								
01 Haluska, Adam.....	24-24	826 34.4	151-354	.427	76-195	.390	127-143	.888	17	91	108	4.5	42	0	65	44	6	30	505	21.0
34 Smith, Tyler.....	24-22	805 33.5	142-316	.449	15-51	.294	80-110	.727	55	69	124	5.2	57	2	91	67	4	36	379	15.8
11 Freeman, Tony.....	24-10	583 24.3	59-144	.410	25-74	.338	25-35	.714	9	54	63	2.6	35	0	89	51	0	24	168	7.0
53 Gorney, Seth.....	24-17	486 20.3	63-113	.558	0-1	.000	15-18	.833	36	62	98	4.1	59	0	14	17	6	11	141	5.9
24 Johnson, Justin....	24-7	501 20.9	43-115	.374	38-81	.469	15-19	.789	13	47	60	2.5	23	0	27	25	9	10	139	5.8
35 Henderson, Mike....	17-11	429 25.2	34-81	.420	1-4	.250	26-38	.684	4	24	28	1.6	25	1	44	48	1	16	95	5.6
44 Tate, Cyrus.....	24-15	452 18.8	38-86	.442	0-0	.000	28-40	.700	40	60	100	4.2	72	3	12	32	8	11	104	4.3
52 Looby, Kurt.....	24-12	434 18.1	35-65	.538	0-0	.000	26-43	.605	46	67	113	4.7	80	5	10	13	39	13	96	4.0
04 Angle, J.R.....	24-2	189 7.9	16-35	.457	4-9	.444	6-6	1.000	9	17	26	1.1	30	0	6	8	0	5	42	1.8
14 Wessels, Brett....	12-0	53 4.4	2-8	.250	2-6	.333	0-0	.000	1	6	7	0.6	10	0	3	4	0	4	6	0.5
03 Adams, Drew.....	5-0	9 1.8	1-3	.333	0-0	.000	0-0	.000	1	1	2	0.4	1	0	1	1	0	0	2	0.4
0 Crawford, Josh....	8-0	19 2.4	1-5	.200	0-0	.000	0-1	.000	2	3	5	0.6	3	0	1	0	1	0	2	0.3
15 Bohall, Dan.....	8-0	14 1.8	0-4	.000	0-1	.000	0-2	.000	0	0	0	0.0	3	0	0	0	0	1	0	0.0
TEAM.....									41	35	76	3.2	0		7					

Total.....	24	4800	585-1329	.440	161-422	.382	348-455	.765	274	536	810	33.8	440	12	363	317	74	161	1679	70.0
Opponents.....	24	4800	564-1291	.437	155-448	.346	279-423	.660	282	528	810	33.8	435	-	330	370	74	135	1562	65.1

TEAM STATISTICS	IOWA	OPP	DATE	OPPONENT	W/L	SCORE	ATTEND
SCORING.....	1679	1562	11/13/06	THE CITADEL	W	75-53	9120
Points per game.....	70.0	65.1	#11/17/06	vs Toledo	W	78-65	2468
Scoring margin.....	+4.9	-	#11/19/06	vs Alabama	L	60-72	2451
FIELD GOALS-ATT.....	585-1329	564-1291	#11/20/06	vs Villanova	L	60-89	3032
Field goal pct.....	.440	.437	11/25/06	at Arizona State	L	64-67	10115
3 POINT FG-ATT.....	161-422	155-448	11/29/06	at Virginia Tech	L	65-69	9847
3-point FG pct.....	.382	.346	+12/01/06	TEXAS-PAN AMERICAN	W	62-46	10113
3-pt FG made per game..	6.7	6.5	+12/02/06	COPPIN STATE	W	83-67	10844
FREE THROWS-ATT.....	348-455	279-423	12/05/06	NORTHERN IOWA	L	55-57	11047
Free throw pct.....	.765	.660	12/08/06	IOWA STATE	W	77-59	14577
REBOUNDS.....	810	810	12/16/06	at Drake	L	59-75	7268
Rebounds per game.....	33.8	33.8	12/20/06	GEORGIA STATE	W	101-59	9024
Rebounding margin.....	+0.0	-	12/23/06	TEXAS SOUTHERN	W	90-63	10350
ASSISTS.....	363	330	12/30/06	CORNELL	W	65-50	10990
Assists per game.....	15.1	13.8	*01/04/07	MICHIGAN STATE	W	62-60	11469
TURNOVERS.....	317	370	*01/10/07	at Illinois	L	70-74	16618
Turnovers per game....	13.2	15.4	*01/13/07	MINNESOTA	W	60-49	15500
Turnover margin.....	+2.2	-	*01/16/07	at Indiana	L	64-71	17240
Assist/turnover ratio..	1.1	0.9	*01/20/07	at Ohio State	L	63-82	18963
STEALS.....	161	135	*01/24/07	PENN STATE	W	79-63	10471
Steals per game.....	6.7	5.6	*01/28/07	WISCONSIN	L	46-57	15500
BLOCKS.....	74	74	*01/31/07	at Michigan	W	69-62	11129
Blocks per game.....	3.1	3.1	*02/03/07	INDIANA	W	81-75	15500
WINNING STREAK.....	3	-	*02/07/07	at Minnesota Golden Gophers	W	91-78	11434
Home win streak.....	1	-					
ATTENDANCE.....	154505	110565	# - -	Paradise Jam, St. Thomas, Virgin Islands			
Home games-Avg/Game....	13-11885	8-12827	+ - -	Hawkeye Challenge, Iowa City, IA			
Neutral site-Avg/Game..	-	3-2650	* - -	Big Ten Conference Game			

SCORE BY PERIODS:	1st	2nd	Total
-----	-----	-----	-----
Iowa Hawkeyes.....	755	924	- 1679
Opponents.....	691	871	- 1562

THE STAT CREW SYSTEM For Basketball
Iowa Hawkeyes Combined Team Statistics (as of Feb 07, 2007)
Conference games

RECORD:	OVERALL	HOME	AWAY	NEUTRAL
ALL GAMES.....	(6-4)	(4-1)	(2-3)	(0-0)
CONFERENCE.....	(6-4)	(4-1)	(2-3)	(0-0)
NON-CONFERENCE.....	(0-0)	(0-0)	(0-0)	(0-0)

##	Player	GP-GS	Min--Avg	---TOTAL---		---3-PTS---		FT-FTA		----REBOUNDS----				PF	FO	A	TO	Blk	Stl	Pts	Avg											
				FG-FGA	Pct	3FG-FGA	Pct	Pct	Off	Def	Tot	Avg																				
01	Haluska, Adam.....	10-10	362 36.2	62-148	.419	31-81	.383	68-78	.872	8	41	49	4.9	17	0	25	17	1	9	223	22.3											
34	Smith, Tyler.....	10-10	366 36.6	55-139	.396	7-27	.259	44-57	.772	27	32	59	5.9	23	0	43	27	3	17	161	16.1											
35	Henderson, Mike....	10-8	279 27.9	22-52	.423	1-4	.250	16-25	.640	2	17	19	1.9	16	1	17	24	1	8	61	6.1											
11	Freeman, Tony.....	10-3	217 21.7	21-49	.429	5-21	.238	11-16	.688	4	24	28	2.8	15	0	28	17	0	10	58	5.8											
53	Gorney, Seth.....	10-7	200 20.0	24-46	.522	0-0	.000	7-9	.778	17	27	44	4.4	27	0	2	8	4	0	55	5.5											
44	Tate, Cyrus.....	10-8	191 19.1	18-38	.474	0-0	.000	8-13	.615	20	25	45	4.5	34	2	4	11	4	2	44	4.4											
24	Johnson, Justin....	10-1	181 18.1	12-31	.387	11-22	.500	7-11	.636	3	16	19	1.9	8	0	8	5	2	3	42	4.2											
52	Looby, Kurt.....	10-3	163 16.3	14-19	.737	0-0	.000	6-11	.545	21	18	39	3.9	39	4	3	4	9	1	34	3.4											
04	Angle, J.R.....	10-0	41 4.1	3-9	.333	1-2	.500	0-0	.000	1	2	3	0.3	6	0	2	1	0	0	7	0.7											
15	Bohall, Dan.....	1-0	0 0.0	0-0	.000	0-0	.000	0-0	.000	0	0	0	0.0	0	0	0	0	0	0	0	0.0											
TEAM.....													17	12	29	2.9	0			4												
Total.....		10	2000	231-531	.435	56-157	.357	167-220	.759	120	214	334	33.4	185	7	132	118	24	50	685	68.5											
Opponents.....		10	2000	244-533	.458	60-189	.317	123-176	.699	111	209	320	32.0	184	-	149	125	27	46	671	67.1											

TEAM STATISTICS	IOWA	OPP	DATE	OPPONENT	W/L	SCORE	ATTEND
SCORING.....	685	671	*01/04/07	MICHIGAN STATE	W	62-60	11469
Points per game.....	68.5	67.1	*01/10/07	at Illinois	L	70-74	16618
Scoring margin.....	+1.4	-	*01/13/07	MINNESOTA	W	60-49	15500
FIELD GOALS-ATT.....	231-531	244-533	*01/16/07	at Indiana	L	64-71	17240
Field goal pct.....	.435	.458	*01/20/07	at Ohio State	L	63-82	18963
3 POINT FG-ATT.....	56-157	60-189	*01/24/07	PENN STATE	W	79-63	10471
3-point FG pct.....	.357	.317	*01/28/07	WISCONSIN	L	46-57	15500
3-pt FG made per game..	5.6	6.0	*01/31/07	at Michigan	W	69-62	11129
FREE THROWS-ATT.....	167-220	123-176	*02/03/07	INDIANA	W	81-75	15500
Free throw pct.....	.759	.699	*02/07/07	at Minnesota Golden Gophers	W	91-78	11434
REBOUNDS.....	334	320					
Rebounds per game.....	33.4	32.0	# - -	Paradise Jam, St. Thomas, Virgin Islands			
Rebounding margin.....	+1.4	-	+ - -	Hawkeye Challenge, Iowa City, IA			
ASSISTS.....	132	149	* - -	Big Ten Conference Game			
Assists per game.....	13.2	14.9					
TURNOVERS.....	118	125					
Turnovers per game.....	11.8	12.5					
Turnover margin.....	+0.7	-					
Assist/turnover ratio..	1.1	1.2					
STEALS.....	50	46					
Steals per game.....	5.0	4.6					
BLOCKS.....	24	27					
Blocks per game.....	2.4	2.7					
WINNING STREAK.....	3	-					
Home win streak.....	1	-					
ATTENDANCE.....	68440	75384					
Home games-Avg/Game....	5-13688	5-15077					
Neutral site-Avg/Game..	-	0-0					

SCORE BY PERIODS:	1st	2nd	Total
Iowa Hawkeyes.....	285	400	- 685
Opponents.....	299	372	- 671

February 10, 2007

Game-By-Game Results

Includes 24 Games

Overall: 14-10; Big Ten: 6-4; Home: 11-2; Away: 1-6; Neutral: 1-2

Date	Opponent	Result	Attend.	Top Scorer	Top Rebounder
Nov. 13	The Citadel (n)	W, 75-53	9,120	Adam Haluska, 29	Kurt Looby, 14
% Nov. 17	Toledo (n)	W, 78-65	2,468	Tyler Smith, 28	Kurt Looby, 9
% Nov. 19	Alabama (n)	L, 60-72	2,451	Tyler Smith, 19	Tyler Smith, 6
% Nov. 20	Villanova (n)	L, 60-89	3,032	Adam Haluska, 18	Kurt Looby, 7
Nov. 25	at Arizona State	L, 64-67	10,115	Adam Haluska, 24	Cyrus Tate, 5
Nov. 29	at Virginia Tech	L, 65-69	9,847	Adam Haluska, 24	Smith/Tate, 7
+ Dec. 1	Texas-Pan American	W, 62-46	10,113	Justin Johnson, 14	Smith/Johnson/Angle, 5
+ Dec. 2	Coppin State	W, 83-67	10,844	Adam Haluska, 31	Tate/Haluska, 9
Dec. 5	Northern Iowa	L, 55-57	11,047	Tyler Smith, 20	Seth Gorney, 9
Dec. 8	Iowa State	W, 77-59	14,577	Adam Haluska, 18	Kurt Looby, 6
Dec. 16	at Drake	L, 59-75	7,268	Adam Haluska, 21	Adam Haluska, 7
Dec. 20	Georgia State	W, 101-59	9,024	Adam Haluska, 36	Kurt Looby, 12
Dec. 23	Texas Southern	W, 90-63	10,350	Tyler Smith, 25	Kurt Looby, 6
Dec. 30	Cornell	W, 65-50	10,990	Adam Haluska, 29	Smith/Johnson, 6
* Jan. 4	Michigan State	W, 62-60	11,469	Adam Haluska, 16	Cyrus Tate, 9
* Jan. 10	at Illinois	L, 70-74	16,618	Adam Haluska, 25	Tyler Smith, 7
* Jan. 13	Minnesota	W, 60-49	15,500	Adam Haluska, 22	Tony Freeman, 9
* Jan. 16	at Indiana	L, 64-71	17,240	Adam Haluska, 21	Tyler Smith, 6
* Jan. 20	at Ohio State	L, 63-82	18,963	Tyler Smith, 21	Kurt Looby, 5
* Jan. 24	Penn State	W, 79-63	10,471	Adam Haluska, 24	Gorney/Looby, 6
* Jan. 28	Wisconsin	L, 46-57	15,500	Adam Haluska, 16	Cyrus Tate, 10
* Jan. 31	at Michigan	W, 69-62	11,129	Tyler Smith, 22	Adam Haluska, 10
* Feb. 3	Indiana	W, 81-75	15,500	Adam Haluska, 33	Tyler Smith, 9
* Feb. 7	at Minnesota	W, 91-78	11,434	Adam Haluska, 34	Tyler Smith, 8
* Feb. 10	at Wisconsin				
* Feb. 14	Northwestern				
* Feb. 17	at Michigan State				
* Feb. 21	Purdue				
* Feb. 28	at Penn State				
* Mar. 3	Illinois				
Mar. 8-11	Big Ten Tournament				

% - - Paradise Jam, St. Thomas, Virgin Islands

+ - - Hawkeye Challenge, Iowa City, IA

* - - Big Ten Conference Game

Attendance Summary	Games	Totals	Average
Home	13	154,505	11,885
Away	8	102,614	12,827
Neutral	3	7,951	2,650
Totals	24	265,070	11,045

February 10, 2007**Season & Career Bests****Includes 24 Games****Season Bests**

Player	Points	Rebounds	Assists	Blocks	Steals
Drew Adams	2, Citadel	1, Citadel/GA St.	1, TX Southern	---	---
J.R. Angle	8, Coppin State	5, TX-Pan AM	1, six times	---	2, Georgia State
Dan Bohall	---	---	---	---	1, Citadel
Josh Crawford	2, Georgia State	1, five times	1, Villanova	1, TX Southern	---
Tony Freeman	16, Alabama	9, Minnesota	11, Citadel	---	3, IA State/Mich St
Seth Gorney	12, at Indiana	9, Northern IA	3, Alabama	2, at Michigan	3, Citadel
Adam Haluska	36, Georgia State	10, at Michigan	9, Coppin State	2, Iowa State	4, Cornell
Mike Henderson	12, Penn State	4, four times	9, GA St./TX Sou.	1, at Minnesota	3, TX Southern
Justin Johnson	14, Texas Pan Amer.	8, Minnesota	4, three times	3, Cornell	2, Copp. St./TX So.
Kurt Looby	13, Toledo/Villanova	14, Citadel	2, three times	5, Cornell	2, three times
Tyler Smith	28, Toledo	9, Indiana	7, Indiana	1, three times	4, TX-Pan American
Cyrus Tate	14, Mich. St.	10, Wisconsin	2, three times	2, Minnesota	2, three times
Brett Wessels	3, Toledo/Alabama	2, Alabama	3, Citadel	---	1, four times

Career Bests

Player	Points	Rebounds	Assists
Drew Adams	2, Citadel	1, Citadel/Georgia State	1, TX Southern
J.R. Angle	8, Coppin State	5, Texas Pan American	1, six times, last at Minnesota
Dan Bohall			
Josh Crawford	2, Georgia State	1, five times, last vs. TX Southern	1, Villanova
Tony Freeman	16, Alabama	9, Minnesota	11 vs. Citadel
Seth Gorney	12, at Indiana	9 vs. Northern Iowa	3 vs. Alabama
Adam Haluska	36, Georgia State	11 vs. ARK-Pine Bluff, '03	9, Coppin State
Mike Henderson	17, Michigan St., '05	8 vs. Drake/Illinois, '06	9, Georgia State/TX Southern
Justin Johnson	14, Texas Pan American	8, Minnesota	4 at Arizona State
Kurt Looby	13, Toledo/Villanova	14 vs. Citadel	3, three times
Tyler Smith	28, Toledo	9, Indiana	7, Indiana
Cyrus Tate	14, Mich. St.	10, Wisconsin	2 at VA Tech
Brett Wessels	3, three times, last vs. Alabama	2 vs. Alabama	3 vs. Citadel

NOTE: Career bests occurred in 2006-07 unless otherwise noted.

February 10, 2007

Individual Points/Rebounds

Includes 24 Games

	A D A M S	A N G L E	B O H A L L	C R A W F O R D	F R E E M A N	G O R D O N Y	H A L L U S K A	H E N D E R S O N	J O H N S O N	L O O B Y	S M I T H	T A T E	W E S T L E S
The Citadel	2-1	2-2	0-0	0-0	7#6	10#2	29#5	INJ	6#3	4#14	2-0	13-3	0-1
% Toledo (n)	DNP	0-1	DNP	DNP	2#8	10#5	10#5	INJ	3#2	13#9	28-6	9-7	3-1
% Alabama (n)	DNP	0-3	0-0	0-1	16#4	10#2	4#4	INJ	6-2	0#2	19#6	2-2	3-2
% Villanova (n)	0-0	5-0	0-0	0-1	7#1	2#1	18#4	INJ	0-1	13#7	12#3	3-3	0-0
at Arizona State	DNP	5-1	DNP	DNP	3#0	2#3	24#4	INJ	8-2	6#2	12#4	4-5	0-1
at Virginia Tech	DNP	0-1	DNP	DNP	11-2	4-5	24#2	INJ	9#6	6#4	7#7	4#7	0-0
+ Texas-Pan American	DNP	0-5	0-0	0-0	10-1	8-4	8#4	DNP	14#5	4#2	12#5	6#3	0-0
+ Coppin State	DNP	8-2	DNP	DNP	6-2	2-3	31#9	1-0	13#5	0#1	16#7	6#9	DNP
Northern Iowa	DNP	2-0	DNP	DNP	11-4	8-9	9#3	0-0	3#0	0#4	20#6	2#4	DNP
Iowa State	0-0	5#2	0-0	0-0	11#2	6#4	18#4	8-0	6-1	5-6	16#2	2-3	0-0
at Drake	DNP	0#1	DNP	0-0	4#1	2#5	21#7	2-0	12-0	2-0	16#5	0-1	0-0
Georgia State	0-1	4-2	0-0	2-1	12-3	8#5	36#1	8#4	8-6	6-12	15#5	2#2	0-0
Texas Southern	0-0	2-2	0-0	0-1	4-1	10#3	21#4	9#9	9-2	3-6	25#3	7#5	0-1
Cornell	DNP	2-1	DNP	DNP	6-0	4#3	29#3	6#1	0-6	0-5	18#6	0#1	0-1
* Mich. State	DNP	4-0	DNP	DNP	3-1	3#3	16#5	5#0	0-1	7-3	10#4	14#9	DNP
* at Illinois	DNP	0-0	DNP	DNP	5-1	6#4	25#2	4#3	11-2	5-3	12#7	2#2	DNP
* Minnesota	DNP	0-0	DNP	DNP	7-9	6#4	22#4	7#1	0-8	0-4	15#3	3#4	DNP
* at Indiana	DNP	0-1	DNP	DNP	0-1	12#5	21#4	5#4	4#2	2-3	17#6	3-4	DNP
* at Ohio State	DNP	0-0	DNP	DNP	6#2	4#4	15#4	8#4	3-1	2-5	21#4	4-1	DNP
* Penn State	DNP	0-0	DNP	DNP	5-4	2#6	24#3	12#1	9-0	6-6	19#5	2#5	DNP
* Wisconsin	DNP	0-1	DNP	DNP	3-2	2#4	16#7	5#1	0-0	6-6	8#5	6#10	DNP
* at Michigan	DNP	0-0	DNP	DNP	14-1	6-7	17#10	0#1	6-1	0#3	22#8	4#4	DNP
* Indiana	DNP	0-0	DNP	DNP	4#4	6-6	33#5	4-3	8-2	2#6	18#9	6#4	DNP
at Minnesota	DNP	3-1	DNP	DNP	11#3	8-1	34#5	11-1	1-2	4#0	19#8	0#2	DNP
* at Wisconsin													
* Northwestern													
* at Mich. State													
* Purdue													
* at Penn State													
* Illinois													

% -- Paradise Jam, St. Thomas, Virgin Islands

+ -- Hawkeye Challenge, Iowa City, IA

* -- Big Ten Conference Game

-- Denotes starting line-up

*February 10, 2007**The Last Time . . .**Includes 24 Games*

The Last Time a Player . . .***Had 30 or more points***

Iowa - - 34, Adam Haluska, at Minnesota 2/7/07
Opponent - - 32, Vedran Vukusic, Northwestern, 1/26/05

Made at least 90% of his FGA (10 att.)

Iowa - - .909 (9-10), Luke Recker vs. Purdue, 3/07/02
Opponent - - .923 (12-13), Greg Oden, Ohio State, 1/20/07

Made 100% of his FTA (10 att.)

Iowa - - 1.000 (10-10), Tyler Smith vs. Indiana 2/3/07
Opponent - - 1.000 (10-10), Vincent Grier, Minnesota, 2/18/06

Had 15 or more rebounds

Iowa - - 23, Greg Brunner vs. Minnesota, 1/18/06
Opponent - - 17, Marco Killingsworth, Indiana, 2/11/06

Had 10 or more assists

Iowa - - 10, Jeff Horner vs. Ohio State (Big Ten Tournament), 3/12/06
Opponent - - 10, Mike Conley, Jr., Ohio State. 1/20/07

Had 5 or more blocks

Iowa - - 5, Kurt Looby vs. Cornell, 12/30/06
Opponent - - 5, Lewis Witcher, Virginia Tech, 11/29/06

Had 5 or more steals

Iowa - - 5, Jeff Horner vs. Minnesota (Big Ten Tournament), 3/10/06
Opponent - - 5, Vedran Vukusic, Northwestern, 2/12/05

The Last Time A Team . . .***Scored 100 or more points***

Iowa - - 101, vs. Georgia State, 12/20/06
Opponent - - 106, North Carolina, 11/24/04

Scored 40 or fewer points

Iowa - - 39 vs. Indiana, 1/10/49
Opponent - - 38, Penn State, 3/1/06

Won an overtime game

Iowa - - 76-72 (3OT) vs. Minnesota, 1/18/06
Opponent - - 63-67 (1 OT), at Northern Iowa, 12/6/05

Made at least 60% of its FGA (20 att.)

Iowa - - .653 (32-44) vs. Michigan, 2/4/06
Opponent - - .633 (31-49), Minnesota, 2/7/07

Made at least 50% of its 3-pt. FGA (8 att.)

Iowa - - .625 (10-16), at Minnesota, 2/7/07
Opponent - - .500 (4-8), Virginia Tech, 11/29/06

Made at least 90% of its FTA (10 att.)

*Iowa - - 1.000 (20-20) vs. Western Illinois, 11/19/04
Opponents - - .900 (9-10), Robert Morris, 12/22/05

* - - School Record

Individual Highs

Points:	36	Adam Haluska vs. Georgia State
Field Goals:	13 (19 att.)	Adam Haluska vs. Georgia State
Field Goal Attempts:	19 (13 made)	Adam Haluska vs. GA State; (8 made), Tyler Smith vs. Ohio St.
Field Goal Percentage (8 att.):	.769 (10-13)	Adam Haluska vs. Cornell
3-pt. Field Goals:	6	Adam Haluska vs. Citadel (14 att.); vs. Coppin State (12 att.); vs. Georgia State (11 att.); vs. Cornell (9 att.); at Minn. (10 att.)
3-pt. Field Goal Attempts:	14 (6 made)	Adam Haluska vs. The Citadel
3-pt. Field Goal Percentage (4 att.):	.800 (4-5)	Justin Johnson at Drake; Tyler Smith vs. Texas Southern
Free Throws:	12 (13 att.)	Adam Haluska at Illinois
Free Throw Attempts:	13 (12 made)	Adam Haluska at Illinois
Free Throw Percentage (7 att):	1.000	Smith (10-10) vs. Indiana; Haluska (8-8) vs. Minnesota
Rebounds:	14	Kurt Looby vs. The Citadel
Assists:	11	Tony Freeman vs. The Citadel
Blocked Shots:	5	Kurt Looby vs. Cornell
Steals:	4	Tyler Smith vs. Texas Pan Amer.; Adam Haluska vs. Cornell

Team Highs

Iowa

101 vs. Georgia State
36 (68 att.) vs. Georgia State
68 (36 made) vs. Georgia State
.582 (32-55) at Minnesota
11 (21 att.) vs. Georgia State
30 (7 made) vs. Alabama
.750 (6-8) vs. Iowa State
33 (37 att.) vs. Texas Southern
37 (33 made) vs. Texas Southern; vs. Indiana (32 made)
.892 (33-37) vs. Texas Southern
51 vs. Toledo
26 vs. Georgia State
10 vs. Cornell
14 vs. Texas Pan American
22 vs. Villanova
25 at Virginia Tech & at Drake

Points
Field Goals
FG Attempts
FG Percentage
3-pt. Field Goals
3-pt. FG Attempts
3-pt. FG Percentage
Free Throws
FT Attempts
FT Percentage
Rebounds
Assists
Blocked Shots
Steals
Turnovers
Fouls

Opponent

89 by Villanova
31 (49 att.) by Minnesota
64 (24 made) by Toledo
.633 (31-49) by Minnesota
14 (27 att.) by Villanova
27 (14 made) by Villanova
.625 (10-16) by Arizona State
21 (29 att.) by Northern Iowa
33 (17 made) by Virginia Tech
.824 (14-17) by Ohio State
44 by Northern Iowa, Penn State
19 by Arizona State
8 by Northern Iowa
10 by Toledo
26 by Iowa State
29 by Indiana

Team Lows

Iowa

46 vs. Wisconsin
16 (57 att.) vs. Wisconsin
45 (25 made) vs. Cornell
.281 (16-57) vs. Wisconsin
2 (17 att) vs Minn.; (10 att.) at Ind., vs Wisc. (14 att)
8 (6 made) vs. Iowa State
.118 (2-17) vs. Minnesota
2 (6 att.) at Ohio State
5 (4 made) vs. Arizona State
.333 (2-6) at Ohio State
23 at Drake
6 vs. Minnesota
0 vs. Northern Iowa & at Ohio State
2 vs. Minnesota
7 vs. Michigan State & Minnesota
8 vs. Cornell

Points
Field Goals
FG Attempts
FG Percentage
3-pt. Field Goals
3-pt. FG Attempts
3-pt. FG Percentage
Free Throws
FT Attempts
FT Percentage
Rebounds
Assists
Blocked Shots
Steals
Turnovers
Fouls

Opponent

46 by Texas Pan American
17 (48 att.) by Northern Iowa
43 (20 made) by Wisconsin
.339 by Citadel (19-56) & Minn. (20-59)
1 (8 att.) by Michigan
8 (4 made) by VA Tech/(1 made) by Mich.
.125 (1-8) by Michigan
2 (4 att.) by Cornell
4 (3 made) by Arizona State; (2 made) Cornell
.400 (4-10) by Texas Pan America
18 by Minnesota
7 by The Citadel
0 by Texas-Pan Amer.
3 by Northern Iowa & Michigan State
8 by Virginia Tech, Penn State
11 by Alabama & Cornell

* - - School Record

February 10, 2007

Iowa's Record When . . .

Includes 24 Games

When playing at home:	11-2	When leading at the half:	12-3	When wearing White:	8-2
When playing on the road:	2-6	When trailing at the half:	1-7	When wearing Black:	2-7
When playing on a neutral court:	1-2	When tied at the half:	1-0	When wearing Gold:	4-1
When Iowa scores 100 points or more:	1-0	Iowa field goal percentage at home:	317-726		.437
When Iowa scores 90-99 points:	2-0	Iowa field goal percentage on road:	268-603		.444
When Iowa scores 80-89 points:	2-0	Iowa 3-point percentage at home:	85-222		.383
When Iowa scores 70-79 points:	4-1	Iowa 3-point percentage on road:	76-200		.380
When Iowa scores under 70 points:	5-9	Iowa free throw percentage at home:	244-281		.868
		Iowa free throw percentage on road:	131-174		.753
When opponent scores 100 points or more:	0-0	On Sunday:	0-2		
When opponent scores 90-99 points:	0-0	On Monday:	1-1		
When opponent scores 80-89 points:	0-2	On Tuesday:	0-2		
When opponent scores 70-79 points:	2-4	On Wednesday:	4-2		
When opponent scores 60-69 points:	6-2	On Thursday:	1-0		
When opponent scores fewer than 60 points:	6-2	On Friday:	3-0		
		On Saturday:	5-3		
When Iowa shoots at least 50% from the field:	4-0	On CBS:	0-1		
When Iowa shoots less than 50% from the field:	10-10	On ESPN:	1-1		
When opponent shoots at least 50% from the field:	1-6	On ESPN2:	1-0		
When opponent shoots less than 50% from the field:	12-4	On ESPN Plus:	11-3		
When Iowa has higher FG% than opponent:	12-0	On ESPNU:	0-2		
When opponent has higher FG%:	2-10	On Fox Sports:	0-3		
When FG% is equal:	0-0	On Opponent Network:	0-0		
When Iowa outrebounds opponent:	8-3	No Television:	1-0		
When opponent has more rebounds:	6-6				
When rebounds are equal:	0-1				
When Iowa shoots at least 80% from the line:	5-2	Most Points, First Half:	49 vs. GA St./TX Sou.		
When Iowa shoots less than 80% from the line:	9-8	Fewest Points, First Half:	17 at Indiana		
When opponent shoots at least 80% from the line:	0-1	Most Points Allowed, First Half:	41 vs. Villanova		
When opponent shoots less than 80% from the line:	14-9	Fewest Points Allowed, First Half:	16 vs. Minnesota		
When Iowa shoots more free throws than opponent:	11-3	Most Points, Second Half:	52 vs. Georgia State		
When opponent shoots more free throws:	2-6	Fewest Points, Second Half:	24 vs. Wisconsin		
When free throws attempts are equal:	1-1	Most Points Allowed, Second Half:	48 vs. Villanova		
When Iowa has higher FT% than opponent:	12-6	Fewest Points Allowed, Second Half:	23 vs. Texas Pan Amer.		
When opponent has higher FT%:	2-4	Largest Halftime Advantage:	22 vs. Texas Southern		
When FT% is equal:	0-0	Largest Halftime Deficit:	17 vs. Villanova		
When Iowa shoots at least 50% from three-point range:	3-1				
When Iowa shoots less than 50% from three-point range:	11-9				
When opponent shoots at least 50% from three-point range:	1-3				
When opponent shoots less than 50% from three-point range:	13-7				
When Iowa has a higher three-point FG% than opponent:	10-4				
When opponent has a higher three-point FG%:	4-6				
When three-point FG% is equal:	0-0				
When Iowa has more assists than opponent:	9-2				
When opponent has more assists:	4-8				
When assists are equal:	1-0				
When Iowa has fewer turnovers than opponent:	11-4				
When opponent has fewer turnovers:	3-6				
When turnovers are equal:	0-0				
When Iowa has more steals than opponent:	8-5				
When opponent has more steals:	3-5				
When steals are equal:	3-0				

February 10, 2007

Iowa Under Steve Alford . . .

Includes 24 Games

When playing at home:	97-27	When leading at the half:	113-28	When wearing White:	72-21
When playing on the road:	28-58	When trailing at the half:	33-69	When wearing Black:	32-59
When playing on a neutral court:	24-17	When tied at the half:	3-5	When wearing Gold:	45-22
When Iowa scores 100 points or more:	3-0	Iowa field goal percentage at home:	2,957-6,726	.440	
When Iowa scores 90-99 points:	8-2	Iowa field goal percentage on road:	2,909-6,745	.431	
When Iowa scores 80-89 points:	33-5	Iowa 3-point percentage at home:	660-2,000	.330	
When Iowa scores 70-79 points:	57-19	Iowa 3-point percentage on road:	752-2,151	.350	
When Iowa scores under 70 points:	48-76	Iowa free throw percentage at home:	2,151-3,065	.702	
		Iowa free throw percentage on road:	1,984-2,833	.700	
When opponent scores 100 points or more:	0-1	On Sunday:	8-5		
When opponent scores 90-99 points:	1-6	On Monday:	5-4		
When opponent scores 80-89 points:	5-23	On Tuesday:	25-14		
When opponent scores 70-79 points:	27-44	On Wednesday:	23-29		
When opponent scores 60-69 points:	57-20	On Thursday:	11-5		
When opponent scores fewer than 60 points:	59-8	On Friday:	20-7		
		On Saturday:	57-38		
When Iowa shoots at least 50% from the field:	43-6	On CBS:	7-8		
When Iowa shoots less than 50% from the field:	106-96	On ESPN:	16-22		
When opponent shoots at least 50% from the field:	7-34	On ESPN2:	12-5		
When opponent shoots less than 50% from the field:	142-68	On ESPN Plus:	104-57		
When Iowa has higher FG% than opponent:	124-19	On ESPNU:	1-2		
When opponent has higher FG%:	24-81	On Fox Sports:	0-3		
When FG% is equal:	1-2	On Opponent Network:	6-5		
When Iowa outrebounds opponent:	99-50	No Television:	3-0		
When opponent has more rebounds:	42-50				
When rebounds are equal:	8-2				
When Iowa shoots at least 80% from the line:	22-16	Most Points, First Half:	56 vs. UNC-A, 11/23/03		
When Iowa shoots less than 80% from the line:	127-86	Fewest Points, First Half:	16 at Mich. St., 3/5/03		
When opponent shoots at least 80% from the line:	22-16	Most Points Allowed, First Half:	59 by N. Car., 11/24/04		
When opponent shoots less than 80% from the line:	127-86	Fewest Points Allowed, First Half:	12 by ASU, 12/17/05		
When Iowa shoots more free throws than opponent:	124-44	Most Points, Second Half:	56 vs. W. Car., 12/18/04		
When opponent shoots more free throws:	22-56	Fewest Points, Second Half:	20 at Wisconsin, 1/5/06		
When free throws attempts are equal:	3-2	Most Points Allowed, Second Half:	56, twice (MSU/KSU)		
When Iowa has higher FT% than opponent:	92-42	Fewest Points Allowed, Second Half:	19 by Liberty, 12/22/02		
When opponent has higher FT%:	56-59	Largest Halftime Advantage:	27 at Penn State, 2/26/05		
When FT% is equal:	1-1	Largest Halftime Deficit:	27 vs. UMES, 11/13/01		
			33 at Mich. St., 3/5/03		
When Iowa shoots at least 50% from three-point range:	31-7				
When Iowa shoots less than 50% from three-point range:	118-95				
When opponent shoots at least 50% from three-point range:	5-17				
When opponent shoots less than 50% from three-point range:	144-85				
When Iowa has a higher three-point FG% than opponent:	98-25				
When opponent has a higher three-point FG%:	50				

2006-07 Game Summaries

(1) IOWA 75, THE CITADEL 53
November 13, 2006, Carver-Hawkeye Arena, Iowa City, IA

Senior guard Adam Haluska matched a career-high with 29 points in leading Iowa to a 75-53 season-opening win over The Citadel in Iowa City. Haluska connected on 8-16 field goal attempts, including 6-14 treys, and added 7-7 free throws. He also had five rebounds and six assists.

The win marked Iowa's 29th straight win in a season opening game and extended Iowa's home court winning streak to 19 games.

Sophomore Cyrus Tate, in his first game at Iowa, came off the bench to add 13 points on 6-7 field goals. Junior center Seth Gorney added 10 points and three steals and junior forward Kurt Looby, also in his first game as a Hawkeye, led both teams with 14 rebounds and collected three blocked shots. Sophomore point guard Tony Freeman had 11 assists, seven points and six rebounds.

Iowa started strong at both ends of the floor. The Hawkeyes shot 50% from the field in the opening half, while allowing The Citadel to shoot just 29.6%. Iowa built a 42-22 halftime advantage and was never threatened in the second half.

Iowa shot 49.1% from the field and 37.5% from three-point range, while holding The Citadel to 33.9% shooting. Iowa won the rebounding battle 40-33 and had 25 assists.

THE CITADEL -- 53

Name	FG	3-PT	FT	RB	PF	TP	A	TO	BK	S	MN
Everhart	1-6	0-3	1-3	12	4	3	1	2	0	1	36
Nelson	2-11	0-0	0-0	6	3	4	0	3	0	0	17
Diasparra	1-2	1-1	0-0	0	1	3	0	2	0	1	15
McLendon	0-3	0-2	0-0	2	1	0	0	0	0	0	13
Hammack	2-9	0-6	4-5	1	2	8	1	3	2	3	31
Valulis	5-9	3-4	2-2	2	1	15	0	1	0	1	26
Brick	5-7	1-2	0-0	2	2	11	3	2	0	1	28
Streeter	0-2	0-0	0-0	1	0	0	0	0	1	0	13
Schiavoni	1-4	1-3	1-2	3	0	4	0	0	0	0	5
Thompson	2-3	0-1	0-1	0	3	4	2	1	0	1	14
Smith	0-0	0-0	1-2	1	0	1	0	0	0	0	2
Team				3		2					
Totals	19-56	6-22	9-15	33	17	53	7	16	3	8	200
	FG%:	.339	3PT%:	.273		FT%:	.600				

IOWA -- 75

Name	FG	3-PT	FT	RB	PF	TP	A	TO	BK	S	MN
Looby	2-6	0-0	0-2	14	1	4	1	1	3	0	27
Gorney	4-7	0-0	2-2	2	0	10	1	2	0	3	25
Haluska	8-16	6-14	7-7	5	2	29	6	3	0	1	33
Freeman	3-7	1-3	0-0	6	1	7	11	3	0	1	32
Johnson	2-7	2-7	0-0	3	1	6	0	3	0	0	31
Crawford	0-0	0-0	0-0	1	0	0	0	0	0	0	1
Adams	1-1	0-0	0-0	1	1	2	0	0	0	0	2
Angle	1-2	0-0	0-0	2	0	2	0	0	0	0	7
Wessels	0-1	0-0	0-0	1	3	0	3	0	0	1	12
Bohall	0-1	0-0	0-0	0	1	0	0	0	0	1	2
Smith	1-2	0-0	0-0	0	5	2	3	1	0	0	10
Tate	6-7	0-0	1-2	3	2	13	0	0	0	1	18
Team				2							
Totals	28-57	9-24	10-13	40	17	75	25	14	3	8	200
	FG%:	.491	3PT%:	.375		FT%:	.769				

Score by Periods:

The Citadel	22	31	53
Iowa	42	33	75

Attendance: 9,120

(2) IOWA 78, TOLEDO 65
November 17, 2006, St. Thomas, Virgin Islands

Freshman Tyler Smith came off the bench to score 28 points to lead Iowa to a 78-65 win over Toledo in the first round of the Paradise Jam.

Smith and the young Hawkeyes took over the boards in the second half in earning the win. For the game, Smith connected on 11-17 field goals and 5-8 free throws and made his only three-point attempt. He added six rebounds and five assists in 28 minutes of action.

Smith had plenty of help from his young teammates. Junior center Kurt Looby, in just his second game at Iowa, collected two quick fouls and played just two minutes in the first half. Consequently, the Hawkeyes held just a 21-19 rebounding advantage over the Rockets, a popular choice to win the Mid-American Conference this season after winning 20 games a year ago.

Looby was a different story in the second half. He ended the contest with 13 points and nine rebounds as the Hawkeyes won the rebounding battle 51-30. Junior center Seth Gorney and senior guard Adam Haluska each added 10 points and five rebounds. Cyrus Tate added nine points and seven rebounds off the bench as Iowa's reserves scored 40 points.

Iowa shot 42.2% from the field, compared to 37.5% for Toledo. The Hawkeyes also shot 35.7% from three-point range and hit 19-25 (76%) free throws. Iowa's defense also allowed the veteran Rockets just three free throw attempts in the second half.

TOLEDO -- 65

Name	FG	3-PT	FT	RB	PF	TP	A	TO	BK	S	MN
Howell	5-13	4-7	2-2	6	3	16	0	0	0	2	36
Valencia	6-10	0-0	0-0	8	1	12	1	2	0	0	32
Payne	0-4	0-2	0-0	1	4	0	7	3	0	1	26
Ingram	6-20	4-12	6-7	4	2	22	3	4	0	4	36
Johnson	1-3	1-1	0-0	1	1	3	1	1	0	0	12
Amos	2-3	0-0	0-0	5	4	4	1	0	0	2	25
Young	0-1	0-0	0-0	0	2	0	0	1	0	0	8
Kent	4-7	0-1	0-2	2	2	8	0	1	1	1	20
Ross	0-3	0-0	0-0	1	2	0	0	0	0	0	5
Team				2							
Totals	24-64	9-23	8-11	30	21	65	13	14	1	10	200
	FG%:	.375	3PT%:	.391		FT%:	.727				

IOWA -- 78

Name	FG	3-PT	FT	RB	PF	TP	A	TO	BK	S	MN
Johnson	1-4	1-1	0-0	2	1	3	0	0	0	0	20
Looby	5-9	0-0	3-5	9	2	13	2	0	1	0	19
Gorney	4-6	0-0	2-2	5	3	10	0	0	1	0	25
Haluska	2-15	2-8	4-4	5	3	10	2	5	0	0	38
Freeman	0-5	0-2	2-2	8	1	2	3	8	0	1	33
Angle	0-1	0-0	0-0	1	1	0	0	1	0	0	7
Wessels	1-2	1-2	0-0	1	2	3	0	0	0	1	8
Smith	11-17	1-1	5-8	6	1	28	5	1	0	0	32
Tate	3-5	0-0	3-4	7	3	9	0	3	1	2	18
Team				7							
Totals	27-64	5-14	19-25	51	17	78	12	18	3	4	200
	FG%:	.422	3PT%:	.357		FT%:	.760				

Score by Periods:

Toledo	30	35	65
Iowa	33	45	78

Attendance: 2,468

2006-07 Game Summaries

(3) ALABAMA 72, IOWA 60
November 19, 2006, St. Thomas, Virgin Islands

Tenth-ranked Alabama used its inside strength to take a 72-60 win over Iowa in the semi-finals of the Paradise Jam.

Iowa started fast, jumping to a 9-3 lead in the opening minutes, getting baskets from four different players. Alabama tied the score at 9-9 with 15 minutes to play before Iowa built a 17-14 advantage on two free throws by Tyler Smith. Alabama would rally to lead by four on two occasions in the first half before holding a 32-31 margin at the break.

Tony Freeman hit a three-pointer to give Iowa a 34-32 lead early in the second half. Alabama's Richard Hendrix answered with two baskets from the paint and Alabama led the rest of the way. The Crimson Tide led by 10 with 7:52 remaining, but could build no more than a 12 point advantage the rest of the way.

Alabama shot 51% from the field and won the rebounding battle by a 39-31 margin. Alabama had 38 points in the paint.

Iowa's inside game suffered as the Hawkeyes were in early foul trouble. Kurt Looby had three fouls in the first half, while Seth Gorney and Cyrus Tate each had two. Tate and Looby both picked up four fouls early in the second half.

Iowa shot just 37.5% from the field for the game, including 7-30 (23.3%) from three point range. The Hawkeye defense did force 17 Alabama turnovers.

Smith led Iowa for the second night in the tournament. The true freshman had 19 points, hitting 7-13 field goals and the 5-6 free throws. He added six rebounds, four assists and two steals. Freeman added 16 points and three assists and Seth Gorney added 10 points.

ALABAMA -- 72

Name	FG	3-PT	FT	RB	PF	TP	A	TO	BK	S	MN
Hendrix	6-7	0-0	2-2	7	1	14	0	2	2	1	35
Davidson	5-10	1-1	4-8	11	1	15	4	5	4	0	36
Hollinger	0-1	0-1	2-2	1	1	2	0	1	0	0	16
Gee	8-13	0-2	5-7	6	1	21	2	0	1	2	35
Steele	7-11	4-5	0-1	4	2	18	6	5	0	0	38
Riley	0-6	0-5	0-0	5	4	0	1	2	0	0	19
Torrance	0-3	0-2	0-0	0	1	0	1	1	0	1	10
Jemison	0-0	0-0	2-2	1	0	2	0	1	0	2	11
Team				4							
Totals	26-51	5-16	15-22	39	11	72	14	17	7	6	200
	FG%: .510	3PT%: .313	FT%: .682								

IOWA -- 60

Name	FG	3-PT	FT	RB	PF	TP	A	TO	BK	S	MN
Smith	7-13	0-2	5-6	6	2	19	4	2	0	2	37
Looby	0-0	0-0	0-0	2	4	0	2	0	1	2	19
Gorney	5-10	0-1	0-0	2	2	10	3	2	0	2	28
Haluska	2-13	0-9	0-0	4	2	4	2	3	0	0	32
Freeman	6-13	4-9	0-0	4	2	16	3	2	0	1	23
Crawford	0-0	0-0	0-0	1	0	0	0	0	0	0	2
Angle	0-2	0-0	0-0	3	2	0	0	2	0	1	16
Wessels	1-2	1-2	0-0	2	0	3	0	0	0	0	8
Bohall	0-0	0-0	0-0	0	1	0	0	0	0	0	1
Johnson	2-8	2-7	0-0	2	1	6	3	0	0	0	22
Tate	1-3	0-0	0-0	2	4	2	0	0	0	1	12
Team				3							
Totals	24-64	7-30	5-6	31	20	60	17	11	1	9	200
	FG%: .375	3PT%: .233	FT%: .833								

Score by Periods:			
Alabama	32	40	72
Iowa	31	29	60

(4) VILLANOVA 89, IOWA 60
November 20, 2006, St. Thomas, Virgin Islands

Villanova used its experience, depth and a smothering defense to take an 89-60 win over Iowa in the consolation championship of the 2006 Paradise Jam.

Villanova, an Elite Eight last season, forced 22 Hawkeye turnovers and held Iowa to 41.3% shooting from the field. The Hawkeyes shot just 31.3% in the first half as the Wildcats built a 41-24 advantage. Iowa pulled to within 18-17 on two free throws by Kurt Looby midway through the first half. Villanova took control from there, using a 16-0 run to pull away.

Villanova shot 60.7% from the field over the final 20 minutes, including 70% (7-10) from three-point range. For the game the Wildcats shot 52.6% from the field.

Iowa built a 10-3 lead in the opening minutes, helped by six straight free throws from senior Adam Haluska. But Iowa committed 13 turnovers before the break and the Wildcats turned a number of those mistakes into easy baskets.

Haluska led Iowa in scoring with 18 points, hitting 5-13 field goals and 7-8 free throws. After fighting foul problems in a loss to Alabama, Kurt Looby fought back against Villanova with 13 points and a team-high seven rebounds.

Freshman Tyler Smith, who earned a spot on the all-tournament team, added 12 points, three rebounds and two steals and Tony Freeman added five assists.

IOWA -- 60

Name	FG	3-PT	FT	RB	PF	TP	A	TO	BK	S	MN
Smith	5-12	1-2	1-2	3	3	12	0	10	1	2	35
Looby	3-4	0-0	7-8	7	2	13	0	0	3	1	30
Gorney	1-3	0-0	0-0	1	2	2	0	0	0	0	14
Haluska	5-13	1-3	7-8	4	2	18	1	5	1	1	27
Freeman	2-6	2-4	1-3	1	3	7	5	4	0	0	31
Crawford	0-0	0-0	0-0	1	0	0	1	0	0	0	2
Adams	0-0	0-0	0-0	0	0	0	0	0	0	0	2
Angle	2-2	1-1	0-0	0	1	5	0	0	0	0	4
Wessels	0-1	0-0	0-0	0	2	0	0	0	0	0	7
Bohall	0-1	0-1	0-0	0	1	0	0	0	0	0	2
Johnson	0-3	0-1	0-0	1	2	0	1	1	0	0	23
Tate	1-1	0-0	1-2	3	2	3	0	1	0	0	23
Team				5							
Totals	19-46	5-12	17-23	26	20	60	8	22	5	4	200
	FG%: .413	3PT%: .417	FT%: .739								

VILLANOVA -- 89

Name	FG	3-PT	FT	RB	PF	TP	A	TO	BK	S	MN
Cunningham	4-8	0-0	1-1	5	3	9	1	1	2	1	30
Sumpter	7-10	4-6	8-10	3	0	26	2	3	2	0	30
Sheridan	1-1	0-0	0-0	0	2	2	1	1	0	0	16
Reynolds	0-2	0-1	1-2	3	2	1	4	0	1	0	25
Nardi	6-13	4-7	0-0	3	1	16	3	4	0	1	26
Benn	2-4	0-0	1-3	1	2	5	1	2	0	0	18
Condon	1-1	0-0	0-0	0	0	2	0	0	0	0	1
Redding	0-0	0-0	2-2	1	1	2	0	0	0	0	5
Clark	2-4	2-3	0-0	4	5	6	3	1	0	2	17
Anderson	6-12	4-10	2-2	5	3	18	1	2	0	2	22
Drummond	0-1	0-0	0-0	2	1	0	0	0	0	0	8
Tchuisi	1-1	0-0	0-0	1	0	2	0	0	0	0	2
Team				4							
Totals	30-57	14-27	15-20	32	20	89	16	14	5	7	200
	FG%: .526	3PT%: .519	FT%: .750								

Score by Periods:			
Iowa	24	36	60
Villanova	41	48	89

Attendance: 3,032

2006-07 Game Summaries

(5) ARIZONA STATE 67, IOWA 64
November 25, 2006, Wells Fargo Arena, Tempe, AZ

Arizona State hit a desperation three-point shot from 25 feet just before the shot clock expired and held on for a 67-64 win over Iowa in Tempe on Nov. 25. The game winning shot came with 12 seconds left in the game after Iowa had forced the Sun Devils away from the basket as the shot clock was set to expire. The Hawkeyes missed a three-point attempt in the final seconds.

The Sun Devils scored the first 13 points of the game before Iowa settled down. After missing its first five shots and committing five turnovers in the first six minutes, Iowa gained control, had no turnovers the remainder of the half and went to halftime with a 31-25 advantage.

Iowa continued to control the action through the first 15 minutes of the second half, building the advantage to as many as 12 points with just under five minutes to play. That's when Arizona State used a 19-4 scoring run to rally for the win. ASU connected on 8-11 three-point shots in the final 20 minutes.

ASU shot 50.9% from the field, becoming the third straight Hawkeye opponent to shoot over 50% from the field. The Sun Devils won the rebounding battle 30-25. Iowa shot 48.1% from the field and 80% (4-5) from the free throw line and forced 16 ASU turnovers.

Iowa was led by senior Adam Haluska, who had 24 points, four rebounds, three assists and two steals. Freshman Tyler Smith added 12 points, five assists, four rebounds and two steals and junior Justin Johnson added eight points and four assists.

IOWA -- 64

Name	FG	3-PT	FT	RB	PF	TP	A	TO	BK	S	MN
Smith	6-13	0-2	0-0	4	2	12	5	5	0	2	37
Looby	3-3	0-0	0-0	2	2	6	0	2	2	0	29
Gorney	1-2	0-0	0-0	3	3	2	2	1	0	0	10
Haluska	8-17	4-11	4-4	4	1	24	3	1	0	2	34
Freeman	1-7	1-6	0-0	0	0	3	2	1	0	2	26
Angle	2-4	1-2	0-0	1	0	5	0	0	0	0	12
Wessels	0-0	0-0	0-0	1	0	0	0	0	0	1	2
Johnson	3-5	2-4	0-0	2	1	8	4	1	1	1	25
Tate	2-3	0-0	0-1	5	3	4	0	2	0	0	25
Team				3				1			
Totals	26-54	8-25	4-5	25	12	64	16	14	3	8	200
	FG%: .481	3PT%: .320	FT%: .800								

ARIZONA STATE -- 67

Name	FG	3-PT	FT	RB	PF	TP	A	TO	BK	S	MN
Pendergraph	4-10	0-0	0-0	2	5	8	0	2	0	0	26
Angounou	6-11	2-2	0-0	12	0	14	1	2	0	1	31
Glasser	2-4	1-2	2-2	2	0	7	7	2	0	1	29
Polk	8-11	4-5	0-0	4	4	20	5	3	0	2	27
Shipp	3-5	2-4	0-0	5	2	8	2	2	0	0	33
Morill	1-1	0-0	0-0	2	1	2	0	1	0	0	7
Atuahene	2-5	1-1	1-2	0	0	6	3	1	1	0	23
Odufuwa	0-0	0-0	0-0	0	1	0	0	1	0	0	8
Seay	1-4	0-2	0-0	2	0	2	1	0	0	0	11
Claudino	0-2	0-0	0-0	0	0	0	0	1	0	0	5
Team				1				1			
Totals	27-53	10-16	3-4	30	13	67	19	16	1	4	200
	FG%: .509	3PT%: .625	FT%: .750								

Score by Periods:

Iowa	31	33	64
Arizona State	25	42	67

Attendance: 10,115

(6) VIRGINIA TECH 69, IOWA 65
November 29, 2006, Cassell Coliseum, Blacksburg, VA

Iowa rallied in the closing minutes at Virginia Tech, only to see the effort come up short in a 69-65 loss to the Hokies Wednesday night in Blacksburg, VA. VA Tech used a 10-0 scoring run late in the first half to break an 18-18 tie and take a 30-21 at halftime.

The Hokies increased the advantage to as many as 16 points in the second half and led by 15 points with 4:43 before rallied. Taking advantage of missed free throws by VA Tech, Iowa cut the margin to five points with 55 seconds left and to four with 33 seconds to play. The Hokies made just enough free throws to hold on for the win.

Iowa shot 42.6% from the field, including 45% from three-point range and added 10-13 (76.9%) free throws. The Hawkeyes also won the rebounding battle by a 37-31 margin.

Turnovers proved to be the difference in the game. Virginia Tech forced 19 Iowa turnovers and scored 25 points off those mistakes. The Hokies had just eight turnovers and Iowa scored just six points following those errors.

Senior Adam Haluska once again led Iowa's scoring with 24 points, and he connected in 9-17 field goals overall and 5-10 three-pointers before leaving the game with 39 seconds remaining with a sprained ankle. Tony Freeman added 11 points and Justin Johnson scored nine, all on three-point baskets.

Freshman Tyler Smith and sophomore Cyrus Tate led Iowa on the boards, as each collected seven rebounds. Smith also added five assists and two steals, while Johnson added six rebounds and junior center Seth Gorney had five.

IOWA -- 65

Name	FG	3-PT	FT	RB	PF	TP	A	TO	BK	S	MN
Smith	2-13	0-3	3-4	7	4	7	5	2	0	2	32
Tate	1-4	0-0	2-2	7	2	4	2	3	1	0	24
Looby	2-6	0-0	2-3	4	3	6	0	0	3	0	29
Haluska	9-17	5-10	1-2	2	4	24	1	4	1	0	39
Johnson	3-4	3-4	0-0	6	2	9	2	2	0	0	31
Angle	0-1	0-0	0-0	1	4	0	0	1	0	0	3
Freeman	4-5	1-2	2-2	2	4	11	2	5	0	0	21
Wessels	0-1	0-1	0-0	0	0	0	0	0	0	1	2
Gorney	2-3	0-0	0-0	5	2	4	0	1	0	1	19
Team				3				1			
Totals	23-54	9-20	10-13	37	25	65	12	19	5	4	200
	FG%: .426	3PT%: .450	FT%: .769								

VIRGINIA TECH -- 69

Name	FG	3-PT	FT	RB	PF	TP	A	TO	BK	S	MN
Washington	2-7	1-1	4-9	7	2	9	1	1	0	1	26
Witcher	3-5	0-0	1-2	4	4	7	0	0	5	1	30
Diakite	3-4	0-0	0-0	1	2	6	0	1	1	0	19
Dowdell	6-14	2-3	4-6	4	1	18	4	2	0	2	36
Gordon	4-13	1-3	0-3	4	3	9	5	2	0	2	34
Munson	0-0	0-0	0-0	1	1	0	2	0	0	1	8
Krabbendam	1-1	0-0	0-0	0	1	2	0	0	0	0	3
Sailes	0-0	0-0	0-0	1	1	0	0	0	0	0	13
Collins	4-8	0-0	2-4	1	0	10	1	1	0	1	18
Vassallo	1-3	0-1	6-9	4	2	8	0	1	0	1	13
Team				4							
Totals	24-55	4-8	17-33	31	17	69	13	8	6	9	200
	FG%: .436	3PT%: .500	FT%: .515								

Score by Periods:

Iowa	21	44	65
Virginia Tech	30	39	69

Attendance: 9,847

2006-07 Game Summaries

(7) IOWA 62, TEXAS-PAN AMERICAN 46
December 1, 2006, Carver-Hawkeye Arena, Iowa City, IA

Iowa guards Justin Johnson and Tony Freeman spurred a second half scoring spree that led Iowa to a 62-46 win over Texas-Pan American in the first round of the Hawkeye Challenge.

The Hawkeyes shot just 39.3% from the field in the opening 20 minutes and held just a 27-23 lead at the midway point. The Hawkeyes built as much as a seven point advantage in the first half, but could not pull away.

Johnson and Freeman each scored eight points in the second half as Iowa improved its shooting to 57.1% from the field. Iowa built its advantage to as many as 19 points in the late stages, making nine straight free throws in the second half until two misses in the final seconds.

Iowa held a slim 31-30 rebounding advantage and forced 19 turnovers while collecting 14 steals. The Hawkeyes had just 12 turnovers and held an 11-4 scoring advantage from the free throw line. For the game, Iowa shot 46.9% from the field, while holding UTPA to 42.2%.

Johnson led Iowa's scoring with 14 points, while Tyler Smith scored 12 and Freeman 10. Smith, Johnson and J.R. Angle each collected five rebounds, while Freeman and Adam Haluska each had five assists.

TX-PAN AMERICAN -- 46

Name	FG	3-PT	FT	RB	PF	TP	A	TO	BK	S	MN
Allgood	2-5	0-0	0-0	0	2	4	2	1	0	0	15
Lien	2-5	0-0	1-2	7	3	5	2	3	0	0	31
Stoll	1-5	1-5	0-0	5	5	3	4	7	0	0	28
Burrell	7-13	2-4	0-0	8	2	16	0	3	0	4	29
Shankle	3-8	0-5	0-0	1	2	6	2	1	0	1	34
Edwards	0-0	0-0	0-1	0	3	0	0	0	0	0	5
Chatman	2-5	1-4	0-0	2	0	5	0	0	0	0	16
Sheppard	0-0	0-0	0-0	0	1	0	1	1	0	1	12
Robinson	0-0	0-0	3-6	2	1	3	0	0	0	1	11
Trader	2-4	0-0	0-1	4	0	4	0	2	0	0	18
Team				1				1			
Totals	19-45	4-18	4-10	30	19	46	11	19	0	7	200
FG%:	.422	3PT%:	.222	FT%:	.400						

IOWA -- 62

Name	FG	3-PT	FT	RB	PF	TP	A	TO	BK	S	MN
Smith	6-11	0-0	0-1	5	2	12	3	3	0	4	30
Tate	2-3	0-0	2-2	3	2	6	1	1	0	2	22
Looby	1-3	0-0	2-4	2	4	4	0	2	2	2	18
Haluska	2-10	0-5	4-4	4	0	8	5	1	0	3	32
Johnson	5-11	4-6	0-0	5	1	14	0	3	0	1	30
Crawford	0-0	0-0	0-0	0	0	0	0	0	0	0	3
Angle	0-1	0-1	0-0	5	1	0	1	0	0	0	12
Freeman	4-6	1-2	1-2	1	2	10	5	1	0	2	25
Wessels	0-0	0-0	0-0	0	1	0	0	1	0	0	3
Bohall	0-0	0-0	0-2	0	0	0	0	0	0	0	1
Gorney	3-4	0-0	2-2	4	1	8	0	0	0	0	23
Team				2							
Totals	23-49	5-14	11-17	31	14	62	15	12	2	14	200
FG%:	.469	3PT%:	.357	FT%:	.647						

Score by Periods:	Attendance: 10,113		
TX-Pan American	23	23	46
Iowa	27	35	62

(8) IOWA 83, COPPIN STATE 67
December 2 2006, Carver-Hawkeye Arena, Iowa City, IA

Senior guard Adam Haluska scored a career-high 31 points and just missed a triple double in leading the Hawkeyes to an 83-67 win over Coppin State in the title game of the Hawkeye Challenge. Haluska, who was named tournament MVP, hit 10-18 field goals, including 6-12 treys. He added 5-5 free throws, collected nine rebounds and a career-high nine assists and also had two steals.

The Hawkeyes shot 54% from the field in the first half, leading by as many as 16 points before taking a 38-24 halftime advantage. Coppin State fought back in the early portion of the second half, cutting Iowa's advantage to 48-46 with 12 minutes to play. The Hawkeyes still led by just two, 50-48, with 9:48 to play, when they used an 11-2 run over the next two minutes to regain control. Iowa built the advantage back to 16 points with four minutes to play to win their 24th title in the 25-year history of the event.

Haluska struggled with his shooting in the first half, hitting 3-8 shots and scoring just eight points. He caught fire in the second half with 23 points, including a four-point play when fouled while hitting a three-point shot. Freshman Tyler Smith added 16 points and Justin Johnson scored 13. Cyrus Tate led Iowa with nine rebounds and Tony Freeman collected five assists. Smith and Johnson joined Haluska on the all-tournament team.

COPPIN STATE -- 67

Name	FG	3-PT	FT	RB	PF	TP	A	TO	BK	S	MN
Harrison	4-7	0-0	5-6	3	3	13	2	1	0	0	29
Pressey	5-8	0-0	0-0	8	4	10	0	2	1	0	23
Roberts	5-16	2-6	4-5	3	2	16	3	3	0	1	34
McKee	6-15	1-6	5-7	9	2	18	3	6	0	1	39
Woodlin	0-0	0-0	0-0	1	4	0	0	0	0	1	22
Britt	0-2	0-1	0-0	1	0	0	0	1	0	1	10
Norwood	0-0	0-0	0-0	1	2	0	0	0	0	0	6
Conyers	1-4	0-1	0-0	1	3	2	1	1	0	1	12
Chesnut	1-1	0-0	0-1	1	3	2	0	0	1	0	11
Kennedy	2-4	2-4	0-0	1	2	6	0	0	0	0	14
Team				3							
Totals	24-57	5-18	14-19	32	25	67	9	14	2	4	200
FG%:	.421	3PT%:	.278	FT%:	.737						

IOWA -- 83

Name	FG	3-PT	FT	RB	PF	TP	A	TO	BK	S	MN
Smith	6-12	0-0	4-5	7	1	16	2	0	0	0	35
Tate	2-8	0-0	2-3	9	1	6	0	0	0	0	28
Looby	0-2	0-0	0-0	1	3	0	0	0	2	0	7
Haluska	10-18	6-12	5-5	9	3	31	9	1	0	3	27
Johnson	5-9	3-6	0-0	5	1	13	4	5	1	2	34
Angle	3-4	0-0	2-2	2	2	8	1	0	0	0	13
Freeman	1-6	1-5	3-4	2	1	6	5	2	0	1	25
Henderson	0-3	0-0	1-2	0	1	1	0	3	0	0	8
Gorney	1-1	0-0	0-0	3	4	2	1	1	0	0	13
Team				3							
Totals	28-63	10-23	17-21	41	17	83	22	12	3	5	200
FG%:	.444	3PT%:	.435	FT%:	.810						

Score by Periods:	Attendance: 10,844		
Coppin State	24	32	67
Iowa	38	45	83

2006-07 Game Summaries

(9) NORTHERN IOWA 57, IOWA 55
December 5, 2006, Carver-Hawkeye Arena, Iowa City, IA

Northern Iowa used a 17-4 scoring run over the final five minutes to take a 57-55 win in Iowa City Tuesday, ending Iowa's home winning streak at 21 games. Iowa led 51-40 with 5:31 remaining before the Panthers scored 13 straight points to take a 53-51 lead with 1:42 to play. Iowa tied the score on a basket by Adam Haluska with 1:24 to play and tied the game at 55-55 on a basket by Tyler Smith with 52 seconds remaining. Northern Iowa's final basket came with 32 seconds to play. The Hawkeyes then missed two shots, including a three-point attempt in the closing seconds.

After falling behind 5-2 in the opening minutes, Iowa controlled the game until the final five minutes. The Hawkeyes led 28-18 at halftime and led by as many as 13 points in the second half. Iowa did not shoot well from the field, connecting on just 34.9% of its field goals. Northern Iowa, after shooting just 23/8% in the first half, shot 44.4% from the field in the final 20 minutes to raise its percentage to 35.4% for the game.

The difference came at the free throw line and on the backboards. Northern Iowa made 21-29 free throw attempts, compared to just 5-7 for Iowa. UNI held a 44-34 rebounding advantage. Iowa was guilty of just 10 turnovers, compared to 15 for Northern Iowa.

Freshman Tyler Smith led Iowa's scoring with 20 points and he added six rebounds. Tony Freeman added 11 points and four assists and Seth Gorney led Iowa with nine rebounds.

NORTHERN IOWA -- 57

Name	FG	3-PT	FT	RB	PF	TP	A	TO	BK	S	MN
Stout	5-10	1-2	1-3	7	3	12	0	3	20	0	27
Coleman	6-16	0-0	9-11	15	1	21	1	0	3	0	37
Josten	1-4	0-0	4-4	0	1	6	2	1	0	0	35
Brown	3-7	1-3	0-0	3	4	7	0	4	0	0	33
McKowen	1-7	0-3	5-8	9	3	7	7	4	0	3	38
Jones	0-0	0-0	0-0	0	0	0	0	0	0	0	3
Ahelegbe	0-0	0-0	0-0	1	0	0	0	0	0	0	8
Viet	0-1	0-1	0-1	0	0	0	0	0	0	0	3
Koch	0-0	0-0	0-0	1	0	0	0	1	0	0	4
Eglseder	1-3	0-0	2-2	5	2	4	0	2	3	0	12
Team				3							
Totals	17-48	2-9	21-29	44	14	57	10	15	8	3	200
	FG%: .354	3PT%: .222	FT%: .724								

IOWA -- 55

Name	FG	3-PT	FT	RB	PF	TP	A	TO	BK	S	MN
Smith	9-15	1-3	1-3	6	5	20	1	4	0	0	36
Tate	1-8	0-0	0-0	4	4	2	1	1	0	0	26
Looby	0-1	0-0	0-0	4	4	0	0	0	0	0	14
Haluska	3-10	1-3	2-2	3	3	9	3	1	0	2	33
Johnson	1-5	1-2	0-0	0	2	3	0	1	0	0	10
Angle	0-1	0-1	2-2	0	1	2	0	0	0	1	11
Freeman	4-9	3-5	0-0	4	4	11	4	2	0	1	29
Henderson	0-1	0-0	0-0	0	0	0	2	1	0	0	11
Gorney	4-13	0-0	0-0	9	1	8	0	0	0	1	30
Team				4							
Totals	22-63	6-14	5-7	34	24	55	11	10	0	5	200
	FG%: .349	3PT%: .429	FT%: .714								

Score by Periods:

Northern Iowa	18	39	57
Iowa	28	27	55

Attendance: 11,047

(10) IOWA 77, IOWA STATE 59
December 5, 2006, Carver-Hawkeye Arena, Iowa City, IA

Iowa's defense held Iowa State to 38.6% shooting from the field and forced 26 turnovers as the Hawkeyes defeated the Cyclones 77-59 in Iowa City. Iowa scored the first four points of the game, led 9-3 after four minutes and never trailed. Iowa shot 50% from the field in the first half, including 66.7% (4-6) from three-point range. The Hawkeyes led 42-30 at intermission after leading by as many as 17 in the first half.

The Hawkeyes built a 46-30 advantage early in the second half before Iowa State rallied to within eight points, 46-38. A three-point basket by Adam Haluska helped Iowa regain the momentum as the Hawkeyes used a 15-3 scoring run to build a comfortable 59-41 advantage with eight minutes to play.

Iowa shot 45.9% from the field for the game, including 75% (6-8) from three-point range, and added 15-19 (78.9%) free throws. The Hawkeyes collected 17 assists and 13 steals while committing just 12 turnovers.

Haluska led Iowa's scoring with 18 points. Freshman Tyler Smith added 16 and Tony Freeman scored 11. Kurt Looby led Iowa with six rebounds, Smith collected a career-high six assists and Freeman led the Hawkeyes with three steals.

IOWA STATE -- 59

Name	FG	3-PT	FT	RB	PF	TP	A	TO	BK	S	MN
Clark	1-5	1-4	0-0	11	2	3	2	1	1	1	35
Gray	1-3	0-0	0-0	5	2	2	1	0	1	0	16
Johnson	6-11	0-2	1-3	9	4	13	0	5	2	1	26
Taylor	4-15	3-9	2-2	0	2	13	5	8	0	2	34
McIntosh	0-0	0-0	0-0	1	2	0	0	3	0	0	13
Dunson	4-9	2-4	0-0	1	2	10	2	2	0	2	33
Jacobson	1-1	1-1	0-0	0	0	3	0	0	0	0	2
Currie	0-0	0-0	0-0	0	0	0	0	0	0	0	1
Ceaser	0-0	0-0	0-0	0	0	0	1	0	0	0	2
Johnson	2-4	0-0	0-0	2	0	4	0	2	0	0	9
Hubalek	3-9	2-4	2-4	8	5	10	0	4	1	0	24
Bergstrom	0-0	0-0	0-0	0	0	0	0	1	0	0	1
Streff	0-0	0-0	0-0	1	0	0	0	0	0	0	2
Smith	0-0	0-0	1-2	0	0	1	0	0	0	0	2
Team				5							
Totals	22-57	9-24	6-11	43	19	59	11	26	5	6	200
	FG%: .386	3PT%: .375	FT%: .545								

IOWA -- 77

Name	FG	3-PT	FT	RB	PF	TP	A	TO	BK	S	MN
Angle	2-2	1-1	0-0	2	4	5	0	1	0	1	15
Gorney	3-5	0-0	0-0	4	4	6	1	0	1	1	17
Haluska	5-14	2-4	6-7	4	0	18	1	1	2	2	33
Freeman	5-7	1-1	0-0	2	1	11	5	3	0	3	23
Smith	6-15	0-0	4-6	2	0	16	6	2	0	1	31
Crawford	0-1	0-0	0-0	0	1	0	0	0	0	0	2
Adams	0-0	0-0	0-0	0	0	0	0	0	0	0	1
Wessels	0-0	0-0	0-0	0	0	0	0	0	0	0	2
Bohall	0-0	0-0	0-0	0	0	0	0	0	0	0	2
Johnson	2-5	2-2	0-0	1	0	6	1	0	1	0	20
Henderson	3-5	0-0	2-2	0	2	8	1	5	0	1	15
Tate	0-3	0-0	2-2	3	2	2	2	-	1	2	21
Looby	2-4	0-0	1-2	6	4	5	0	0	1	2	19
Team				7							
Totals	28-61	6-8	15-19	31	18	77	17	12	6	13	200
	FG%: .349	3PT%: .429	FT%: .714								

Score by Periods:

Iowa State	30	29	59
Iowa	42	35	77

Attendance: 14,577

2006-07 Game Summaries

(11) **DRAKE 75, IOWA 59**
December 16, 2006, Knapp Center, Des Moines, IA

Drake University used a strong shooting night from the field and a large rebounding advantage to defeat Iowa 75-59 in Des Moines, ending a 27-game losing streak in the series. The Bulldogs won their sixth straight game as Iowa lost for the first time in the Knapp Center after seven straight wins.

The Hawkeyes played well in the early going, hitting eight of their first 12 field goal attempts. The score was tied at 22-22 before Drake used a 13-2 run over a three minute span to gain control. Drake eventually built a 38-28 advantage at the break.

Drake built the advantage to 15 points with 13 minutes to play before Iowa rallied behind the outside shooting of Justin Johnson. Johnson hit three consecutive three-pointers within one minute to cut the deficit to 53-45 with 10 minutes remaining. Drake was able to pick up the defensive pressure from there, holding Iowa scoreless for just over five minutes in rebuilding the margin to 63-45 with five minutes remaining.

Drake shot 53.1% from the field and held a 41-23 rebounding advantage while playing in front of the largest crowd ever (7,268) at the Knapp Center.

Adam Haluska led Iowa with 21 points and seven rebounds. Freshman Tyler Smith added 16 points and five rebounds and Johnson ended the game with 12 points, hitting 4-5 three-pointers. Iowa shot just 39.2% from the field and was outscored 18-10 at the free throw line.

IOWA -- 59

Name	FG	3-PT	FT	RB	PF	TP	A	TO	BK	S	MN
Angle	0-2	0-0	0-0	1	3	0	1	1	0	0	18
Smith	6-15	1-3	3-5	5	3	16	0	4	0	1	30
Gorney	1-1	0-0	0-1	5	4	2	2	1	0	0	19
Haluska	5-15	4-10	7-8	7	2	21	1	3	0	3	36
Freeman	2-9	0-5	0-0	1	1	4	3	0	0	1	28
Crawford	0-0	0-0	0-0	0	0	0	0	0	0	0	1
Wessells	0-0	0-0	0-0	0	0	0	0	0	0	0	1
Johnson	4-5	4-5	0-0	0	1	12	0	1	0	0	16
Henderson	1-3	0-0	0-0	0	2	2	2	3	0	1	26
Tate	0-0	0-0	0-0	1	4	0	1	3	0	1	7
Looby	1-1	0-0	0-0	0	5	2	1	0	1	1	18
Team											3
Totals	20-51	9-23	10-14	23	25	59	11	15	1	7	200
	FG%:	.392	3PT%:	.391	FT%:	.714					

DRAKE -- 75

Name	FG	3-PT	FT	RB	PF	TP	A	TO	BK	S	MN
Korver	0-2	0-2	0-0	2	2	0	1	1	0	1	24
Calvin	8-13	1-2	4-6	13	3	21	1	5	0	0	32
Keita	3-5	0-0	4-6	8	0	10	0	0	2	1	15
Stewart	2-3	0-0	1-4	2	2	5	6	5	0	1	28
Grant	6-8	0-1	7-9	4	4	19	1	3	0	2	26
Bryant	4-6	4-5	1-2	5	0	13	0	1	0	0	14
Houston	2-4	0-2	1-2	3	2	5	1	0	0	1	23
Emmenecker	0-2	0-1	0-0	1	0	0	2	2	0	2	12
Young	0-4	0-2	0-0	1	3	0	1	0	0	0	15
Cox	1-2	0-0	0-0	1	1	2	0	0	1	0	11
Team											1
Totals	26-49	5-15	18-29	41	17	75	13	17	3	8	200
	FG%:	.531	3PT%:	.333	FT%:	.621					

Score by Periods:

Iowa		28	31	59
Drake		38	37	75
				Attendance: 7,268

(12) **IOWA 101, GEORGIA STATE 59**
December 20, 2006, Carver-Hawkeye Arena, Iowa City, IA

Iowa used a solid shooting performance and a strong all-around game in defeating Georgia State 101-59 in Iowa City. A three-point basket by Adam Haluska gave Iowa a 17-15 advantage with 12:30 left in the opening half, and the Hawkeyes were in control from there. Haluska's basket began a 13-2 scoring run that gave Iowa a 27-15 lead with nine minutes remaining. He added another three-pointer in the final seconds to give Iowa its biggest advantage, 49-29, at the break. Iowa scored the first seven points of the second half and was never threatened, leading by as many as 50 points.

Iowa played well in nearly every phase of the game. The Hawkeyes shot 52.9% from the field, including 52.4% (11-21) from three-point range. Iowa held Georgia State to 34.5% shooting and won the rebounding battle 44-35. Iowa also forced 25 turnovers and collected 26 assists.

Haluska led Iowa with a career-best 36 points, hitting 13-19 field goals, 6-11 three-pointers and all four of his free throws. The 36 points matches the highest scoring total by an Iowa player in Carver-Hawkeye Arena, which opened in 1983.

Freshman Tyler Smith added 15 points, five rebounds, five assists and two steals. Tony Freeman added 12 points and Kurt Looby led both teams with 12 rebounds. Mike Henderson, in his first start of the year, added eight points and a career-best nine assists.

GEORGIA STATE -- 59

Name	FG	3-PT	FT	RB	PF	TP	A	TO	BK	S	MN
Chase	4-9	2-2	0-0	5	2	10	2	2	0	0	23
Perique	2-5	0-0	0-1	4	0	4	1	6	0	1	26
Goldston	0-3	0-3	0-0	1	1	0	3	2	0	1	18
McBride	3-10	1-7	2-2	0	1	9	0	2	1	1	22
Mendez	3-9	2-5	2-3	3	3	10	1	3	0	0	32
Mitchell	1-3	0-2	0-0	1	1	2	3	0	0	0	10
Moynihan	0-1	0-0	0-0	1	0	0	0	0	0	0	2
Larris	1-3	1-2	4-4	1	0	7	1	3	0	1	17
Krubally	1-1	0-0	0-0	0	0	2	0	0	0	0	0+
Cartwright	0-4	0-1	2-4	3	2	2	1	1	0	1	11
Billingslea	2-2	0-0	3-9	4	5	7	1	2	0	0	18
Lott	0-1	0-1	2-2	1	0	2	0	1	0	0	6
Dickerson	0-0	0-0	0-0	2	4	0	0	2	1	0	5
Turner	2-4	0-0	0-0	3	0	4	0	1	0	0	10
Team											6
Totals	19-55	6-23	15-25	35	19	59	13	25	2	5	200
	FG%:	.345	3PT%:	.261	FT%:	.600					

IOWA -- 101

Name	FG	3-PT	FT	RB	PF	TP	A	TO	BK	S	MN
Smith	6-11	0-0	3-4	5	3	15	5	3	0	2	28
Tate	0-1	0-0	2-3	2	5	2	0	2	0	0	12
Gorney	4-4	0-0	0-0	5	3	8	1	1	0	0	16
Haluska	13-19	6-11	4-4	1	0	36	4	0	0	2	28
Henderson	2-4	0-0	4-6	4	2	8	9	3	0	1	30
Crawford	1-4	0-0	0-1	1	1	2	0	0	0	0	4
Adams	0-1	0-0	0-0	1	0	0	0	1	0	0	2
Angle	2-2	0-0	0-0	2	3	4	0	0	0	2	12
Freeman	4-7	3-4	1-1	3	0	12	2	1	0	0	22
Wessells	0-1	0-1	0-0	0	2	0	0	0	0	0	5
Bohall	0-0	0-0	0-0	0	0	0	0	0	0	0	4
Johnson	2-8	2-5	2-2	6	2	8	4	0	0	0	23
Looby	2-6	0-0	2-4	12	1	6	1	3	4	2	14
Team											2
Totals	36-68	11-21	18-25	44	22	101	26	14	4	9	200
	FG%:	.529	3PT%:	.524	FT%:	.720					

Score by Periods:

Georgia State		29	30	59
Iowa		49	52	101
				Attendance: 9,024

2006-07 Game Summaries

(13) **IOWA 90, TEXAS SOUTHERN 63**
December 23, 2006, Carver-Hawkeye Arena, Iowa City, IA

Iowa jumped to an early lead and never looked back in taking a 90-63 win over Texas Southern in Iowa City. The Hawkeyes shot 50% from the field in the opening half, building a 49-27 advantage by intermission. The Hawkeyes led 10-4 after three minutes and built the margin to 21-6 after eight minutes. Along with shooting well to start the game, Iowa held Texas Southern to 37.9% shooting from the field in the first half and forced 13 turnovers.

The visitors scored the first basket of the second half, but would get no closer than 20 points. Iowa shot just 32% from the field in the second half, but made up for the cool shooting with a solid afternoon at the free throw line. For the game the Hawkeyes hit 33-37 (89.2%) free throws, including 23-25 second half attempts.

Texas Southern was guilty of 24 turnovers as the Hawkeye defense collected 11 steals. Iowa also had a season-low nine turnovers.

Freshman Tyler Smith led Iowa's scoring with 25 points, including 17 in the first half as the Hawkeyes were breaking the game open. Smith hit 8-15 field goals, including 4-5 three-point shots. Adam Haluska added 21 points and Seth Gorney matched a career-high with 10. Kurt Looby led the Hawkeyes with six rebounds and Mike Henderson matched his career-high for the second straight game with nine assists.

TEXAS SOUTHERN -- 63

Name	FG	3-PT	FT	RB	PF	TP	A	TO	BK	S	MN
Moore	5-8	0-0	2-4	13	3	12	2	2	0	0	31
Jones	6-10	0-1	4-6	7	4	16	2	5	1	1	37
Matthews	1-3	0-0	2-2	5	4	4	1	4	0	0	15
Johnson	1-7	0-1	0-0	1	3	2	1	1	1	0	17
White	2-6	0-0	0-0	2	3	4	3	3	0	3	27
Brown	7-15	5-11	0-0	4	2	19	2	2	1	0	26
Wilkerson	0-0	0-0	0-0	0	0	0	0	0	0	0	1
Walker	1-2	1-2	0-0	2	1	3	3	2	0	0	12
Frazier	0-0	0-0	0-0	1	1	0	2	1	0	0	5
Norwood	0-1	0-0	0-0	1	0	0	0	2	0	0	4
Bell	0-1	0-0	0-0	0	4	0	0	0	0	0	4
Latham	0-0	0-0	0-0	0	0	0	0	1	0	0	2
Drewy	1-5	0-0	1-3	3	3	3	0	1	0	0	19
Team				2							
Totals	24-58	6-15	9-15	41	28	63	16	24	3	4	200
	FG%: .414	3PT%: .400	FT%: .600								

IOWA -- 90

Name	FG	3-PT	FT	RB	PF	TP	A	TO	BK	S	MN
Smith	8-15	4-5	5-5	3	1	25	5	1	0	2	30
Tate	1-2	0-0	5-6	5	4	7	0	2	0	0	16
Gorney	4-5	0-0	2-2	3	3	10	0	0	0	2	23
Haluska	7-16	2-5	5-6	4	2	21	1	0	0	0	27
Henderson	3-5	0-0	3-3	4	1	9	9	4	0	3	30
Crawford	0-0	0-0	0-0	1	1	0	0	0	1	0	3
Adams	0-1	0-0	0-0	0	0	0	1	0	0	0	2
Angle	1-2	0-1	0-0	2	0	2	0	0	0	0	10
Freeman	0-4	0-2	4-5	1	0	4	4	0	0	1	24
Wessels	0-0	0-0	0-0	1	0	0	0	1	0	0	2
Bohall	0-2	0-0	0-0	0	0	0	0	0	0	0	2
Johnson	1-6	1-5	6-6	2	0	9	0	0	1	2	19
Looby	0-1	0-0	3-4	6	4	3	0	1	2	1	12
Team				2							
Totals	25-59	7-18	33-37	34	16	90	20	9	4	11	200
	FG%: .424	3PT%: .389	FT%: .892								

Score by Periods:		Attendance: 10,350		
Texas Southern	27	36	63	
Iowa	49	41	90	

(14) **IOWA 65, CORNELL UNIVERSITY 50**
December 30, 2006, Carver-Hawkeye Arena, Iowa City, IA

Iowa shot 72.7% from the field over the final 20 minutes in taking a 65-50 win over Cornell in Iowa City in its final non-conference game before Big Ten action. The Hawkeyes made 16-22 field goal attempts in the second half, pulling away in the final 11 minutes. Iowa held a 42-40 advantage midway through the second half when the Hawkeyes scored nine straight points to gain some breathing room. Cornell was never closer than 10 the rest of the way and Iowa led by as many as 18 points in the final minutes.

The second half shooting spree was led by senior Adam Haluska. He made all seven of his field goal attempts in the second half and shot 10-13 from the field for the game, including 6-9 from three-point range. Haluska connected on his final nine field goal attempts of the game, including his last five three-point attempts. He ended the game with 29 points, while also collecting four steals and three rebounds.

Iowa shot 55.6% from the field and 70% from the free throw line in the game, compared to 35.8% for Cornell. Iowa also forced 20 Cornell turnovers while collecting 10 steals and 10 blocked shots.

Freshman Tyler Smith scored 18 points and had six rebounds for Iowa, while Tony Freeman led the Hawkeyes with seven assists and Kurt Looby added six rebounds and five blocked shots.

CORNELL -- 50

Name	FG	3-PT	FT	RB	PF	TP	A	TO	BK	S	MN
Wittman	5-17	3-10	0-0	2	1	13	0	4	0	1	37
Kreefer	4-11	2-7	0-0	3	0	10	3	2	0	1	26
Naeve	4-7	0-0	1-2	7	1	9	3	2	1	1	35
Dow	2-7	2-4	0-0	2	2	6	8	3	0	3	34
Dale	1-2	0-0	0-0	2	0	2	0	0	0	0	7
Battle	0-1	0-0	1-2	1	0	1	0	3	0	1	8
App	0-0	0-0	0-0	0	0	0	0	0	0	0	2
Reeves	1-2	1-1	0-0	0	0	3	0	2	0	0	8
Mullen	2-4	2-3	0-0	3	2	6	2	1	0	0	25
Jaques	0-0	0-0	0-0	0	1	0	0	0	0	0	2
Tyler	0-2	0-0	0-0	1	3	0	0	1	0	0	10
Reynolds	0-0	0-0	0-0	3	1	0	0	1	0	0	6
Team				5				1			
Totals	19-53	10-25	2-4	29	11	50	16	20	1	7	200
	FG%: .358	3PT%: .400	FT%: .500								

IOWA -- 65

Name	FG	3-PT	FT	RB	PF	TP	A	TO	BK	S	MN
Smith	8-13	0-3	2-4	6	2	18	4	2	0	1	36
Tate	0-0	0-0	0-0	1	0	0	1	3	1	0	9
Gorney	2-3	0-0	0-0	3	0	4	1	0	0	1	24
Haluska	10-13	6-9	3-4	3	1	29	1	0	1	4	35
Henderson	3-8	0-0	0-0	1	1	6	4	5	0	2	30
Angle	0-0	0-0	2-2	1	2	2	1	1	0	0	8
Freeman	2-4	2-3	0-0	0	0	6	7	2	0	0	25
Wessels	0-0	0-0	0-0	1	0	0	0	1	0	0	1
Johnson	0-4	0-4	0-0	6	0	0	0	3	3	1	16
Looby	0-0	0-0	0-0	5	2	0	0	0	5	1	16
Team				1							
Totals	25-45	8-19	7-10	28	8	65	19	17	10	10	200
	FG%: .556	3PT%: .421	FT%: .700								

Score by Periods:		Attendance: 10,990		
Cornell	23	27	50	
Iowa	27	38	65	

2006-07 Game Summaries

(15) IOWA 62, MICHIGAN STATE 60
January 4, 2007, Carver-Hawkeye Arena, Iowa City, IA

Iowa led from start to finish and made 5-6 free throws in the final minute to open Big Ten Conference action with a 62-60 home win over 24th-ranked Michigan State. The Hawkeyes led by as many as 13 in the first half before the Spartans rallied to within four points (32-28) at intermission. Iowa scored the first four points of the second half to regain control and built the advantage back to 13 with just under 12 minutes to play.

Michigan State rallied in the final 12 minutes, but had the ball for just one possession with a chance to tie. The Spartans cut the margin to 57-55 before Mike Henderson hit two free throws with 37 seconds remaining for a four point margin. MSU scored a basket with 29 seconds to play before Henderson responded by making one of two free throws to give the Hawkeyes a three-point margin. A solid defensive effort by Iowa then forced MSU into a long three-point attempt with six seconds remaining. That shot was off the mark and Iowa's Cyrus Tate grabbed the rebound. Henderson added two free throws with six seconds remaining for a five point cushion before the Spartans hit a three-pointer with less than a second left in the game.

Iowa shot 42.6% from the field and 78.3% (18-23) from the free throw line and had a season-low seven turnovers.

Adam Haluska once again led Iowa with a solid all-around performance. Haluska contributed 16 points, five rebounds, four assists and three steals. Tate had his best game with 14 points (6-7 field goals) and nine rebounds and Tyler Smith added 10 points, four rebounds and four assists.

MICHIGAN STATE -- 60

Name	FG	3-PT	FT	RB	PF	TP	A	TO	BK	S	MN
Dahlman	3-6	0-0	0-0	1	2	6	0	1	0	0	28
Gray	3-4	0-0	1-2	5	0	7	0	2	1	1	20
Suton	2-11	0-0	0-0	9	1	4	3	2	1	2	36
Walton	3-6	1-3	0-0	5	5	7	6	2	0	0	31
Neitzel	5-16	2-9	8-9	3	2	20	3	3	0	0	38
Ibok	0-0	0-0	0-0	0	0	0	0	0	0	0	3
Curry	0-0	0-0	0-0	0	0	0	0	0	0	0	1
Ducre	0-1	0-1	0-0	1	4	0	0	0	0	0	6
Joseph	3-6	2-4	1-2	1	3	9	1	2	0	0	16
Maymick	3-3	0-0	1-1	5	3	7	1	0	1	0	21
Team				7							
Totals	22-53	5-17	11-14	37	20	60	14	12	3	3	200
	FG%: .415	3PT%: .294	FT%: .786								

IOWA -- 62

Name	FG	3-PT	FT	RB	PF	TP	A	TO	BK	S	MN
Smith	4-9	1-2	1-1	4	1	10	4	2	1	1	35
Tate	6-7	0-0	2-3	9	3	14	0	1	0	0	30
Gorney	1-2	0-0	1-1	3	4	3	0	1	0	0	17
Haluska	4-15	2-9	6-7	5	1	16	4	0	0	3	37
Henderson	0-5	0-0	5-6	0	1	5	1	2	0	1	31
Angle	2-4	0-0	0-0	0	0	4	0	0	0	0	7
Freeman	1-1	1-1	0-1	1	1	3	5	1	0	3	17
Johnson	0-1	0-1	0-0	1	1	0	0	0	1	0	11
Looby	2-3	0-0	3-4	3	2	7	0	0	1	0	15
Totals	20-47	4-13	18-23	26	14	62	14	7	3	8	200
	FG%: .426	3PT%: .308	FT%: .783								

Score by Periods:	Attendance: 11,469		
Michigan State	28	32	60
Iowa	32	30	62

(16) ILLINOIS 74, IOWA 70
January 10, 2007, Assembly Hall, Champaign, IL

Illinois used a 19-3 scoring run over a 12 minute span in the second half and held off a late rally to take a 74-70 win over Iowa in Champaign.

Iowa trailed by 11 points in the early going (18-7) before taking the lead late in the first half. A three-point basket by Justin Johnson in the final seconds gave the Hawkeyes a 31-29 advantage at the break. Iowa built the lead to six points (45-39) in the early portion of the second half before Illinois rallied.

Iowa trailed by as many as 13 points in the late going, facing a 67-54 deficit with 4:07 remaining. The Hawkeyes rallied, closing the margin to a single point (71-70) on a three-point basket by Adam Haluska with 32 seconds remaining. Iowa had a chance to tie after two Illinois free throws, but a final turnover with 18 seconds to play ended it's chances.

Iowa shot 43.8% from the field, including 53.8% from three-point range, and the Hawkeyes added 21-27 (77.8%) free throws. Illinois shot 50.9% from the field and won the rebounding battle 33-28. Eleven of Iowa's 16 turnovers came in the second half, several during the 19-3 scoring run by the Illini.

Haluska led Iowa with 25 points. Tyler Smith added 12 points, seven rebounds and four assists and Johnson added 11 points.

IOWA -- 70

Name	FG	3-PT	FT	RB	PF	TP	A	TO	BK	S	MN
Smith	4-12	0-2	4-7	7	3	12	4	3	1	1	39
Tate	0-2	0-0	2-2	2	5	2	0	2	0	0	14
Gorney	3-6	0-0	0-1	4	3	6	0	0	0	0	19
Haluska	5-14	3-5	12-13	2	0	25	1	4	0	1	38
Henderson	2-5	0-1	0-0	3	3	4	2	3	0	1	24
Angle	0-1	0-1	0-0	0	0	0	0	0	0	0	6
Freeman	2-2	1-1	0-0	1	1	5	2	2	0	0	20
Johnson	3-4	3-3	2-2	2	0	11	1	1	0	0	23
Looby	2-2	0-0	1-2	3	4	5	0	1	1	0	18
Team				4							
Totals	21-48	7-13	21-27	28	19	70	10	16	2	3	200
	FG%: .438	3PT%: .538	FT%: .778								

ILLINOIS -- 74

Name	FG	3-PT	FT	RB	PF	TP	A	TO	BK	S	MN
Carter	6-7	2-2	2-4	4	5	16	0	2	1	0	26
Randle	7-9	1-2	1-3	6	4	16	6	2	0	2	35
Pruitt	7-8	0-0	2-6	3	3	16	0	1	1	1	27
Meacham	0-5	0-5	2-2	1	2	2	4	3	0	0	22
McBride	5-11	5-10	0-0	3	2	15	3	1	0	0	37
Carlwell	2-2	0-0	0-0	1	1	4	0	1	0	1	8
Brock	1-5	0-1	0-0	5	1	2	1	2	0	1	14
Smith	0-7	0-5	3-4	3	0	3	4	1	0	1	26
Arnold	0-1	0-0	0-0	2	1	0	0	1	0	0	4
Team				5							
Totals	28-55	8-25	10-19	33	19	74	18	14	2	6	200
	FG%: .509	3PT%: .320	FT%: .526								

Score by Periods:	Attendance: 16,618		
Iowa	31	39	70
Illinois	29	45	74

2006-07 Game Summaries

(17) IOWA 60, MINNESOTA 49 January 13, 2007, Carver-Hawkeye Arena, Iowa City, IA

Iowa used a solid defensive effort to take a 60-49 home win over Minnesota. The Hawkeyes held Minnesota to 33.9% field goal shooting, matching the best defensive effort for the Hawkeyes this season. Minnesota also made just 4-17 (23.5%) three-point attempts.

Iowa held Minnesota to just 16 points in the first half, taking a 22-16 halftime advantage. Minnesota led 11-7 after six minutes before Iowa scored nine straight points to build a 16-11 advantage. The Golden Gophers scored just five points in the last 14 minutes of the half. Iowa took the lead for good on a three-point basket by Adam Haluska with 13 minutes left in the first half.

Minnesota closed to within two points just once in the second half, and the Hawkeyes responded to that threat by scoring five straight points. Iowa built the lead to 10 with just under 10 minutes to play, but couldn't pull away. Two free throws by Seth Gorney with 1:02 remaining lifted Iowa to a 57-49 advantage and Haluska added three of four free throws down the stretch to seal the win.

Iowa also struggled with its shooting, hitting just 34% from the field. Iowa did shoot 81.5% (22-27) from the foul line, including 19-22 in the second half. Iowa also matched a season-low with just seven turnovers.

Haluska led the Iowa scoring with 22 points, Tyler Smith added 15 and Mike Henderson and Tony Freeman each scored seven. Freeman led Iowa with a career-high nine rebounds and Justin Johnson added eight, also a career-best.

MINNESOTA -- 49

Name	FG	3-PT	FT	RB	PF	TP	A	TO	BK	S	MN
Coleman	9-17	0-1	1-2	12	2	19	3	1	2	0	34
Abu-Shamala	2-7	1-4	0-1	4	3	5	1	1	1	1	19
Webster	2-5	0-0	0-0	4	1	4	0	0	1	0	28
McKenzie	6-19	3-10	2-2	3	0	17	1	3	0	0	39
Wilson	1-6	0-2	0-0	6	3	2	3	2	0	1	38
Payton	0-3	0-0	0-0	4	5	0	1	2	0	2	24
Nurumbi	0-1	0-0	0-0	1	0	0	0	1	0	0	3
Westbrook	0-0	0-0	0-0	0	0	0	0	1	0	0	1
Williams	0-1	0-0	2-2	3	3	2	0	0	0	0	14
Team											3
Totals	20-59	4-17	5-7	40	17	49	9	11	4	4	200
	FG%:	.339	3PT%:	.235						FT%:	.714

IOWA -- 70

Name	FG	3-PT	FT	RB	PF	TP	A	TO	BK	S	MN
Smith	4-12	0-3	7-7	3	1	15	3	1	1	1	35
Tate	1-3	0-0	1-2	4	1	3	0	1	2	0	16
Gorney	2-8	0-0	2-2	4	2	6	0	0	1	0	17
Haluska	6-14	2-9	8-10	4	3	22	0	2	0	0	32
Henderson	3-4	0-0	1-3	1	1	7	1	2	0	0	31
Angle	0-0	0-0	0-0	0	0	0	0	0	0	0	1
Freeman	2-7	0-3	3-3	9	2	7	1	0	0	0	23
Johnson	0-4	0-2	0-0	8	0	0	1	1	0	1	24
Looby	0-1	0-0	0-0	4	2	0	0	0	1	0	21
Team											1
Totals	18-53	2-17	22-27	38	12	60	6	7	5	2	200
	FG%:	.340	3PT%:	.118						FT%:	.815

Score by Periods:

Minnesota	16	33	49
Iowa	22	38	60

Attendance: 15,500

(18) INDIANA 71, IOWA 64 January 16, 2007, Assembly Hall, Bloomington, IN

Indiana used a strong defensive effort in the first half and a solid shooting performance in the second half in taking a 71-64 win over Iowa in Bloomington. With the win, the Hoosiers snapped Iowa's four-game win streak in the series.

Iowa led 10-8 in the early going before the Hoosiers held the Hawkeyes scoreless for seven minutes. A three-point basket cut Iowa's deficit to 19-13 with seven minutes remaining in the half before Indiana would take a 29-17 advantage at the midway point.

Iowa shot just 31.8% from the field in the opening half and was guilty of 10 turnovers. The Hawkeyes improved their shooting to 54.5% from the field in the second half and shot 45.5% for the game. Iowa also had just four second half turnovers and won the overall rebounding battle (33-32).

After shooting 40.7% in the first half, Indiana shot 51.9% in the second half and built a 21-point advantage with just under nine minutes remaining before Iowa rallied. The seven point final margin was as close as Iowa would get in the final 20 minutes.

Adam Haluska led Iowa with 21 points, with 16 of those coming in the second half. Tyler Smith added 17 points, six rebounds, six assists and two steals. Seth Gorney added a career-best 12 points (5-7 FGs) and five rebounds.

IOWA -- 64

Name	FG	3-PT	FT	RB	PF	TP	A	TO	BK	S	MN
Smith	8-17	0-1	1-2	6	1	17	6	3	0	2	39
Gorney	5-7	0-0	2-3	5	1	12	1	1	0	0	25
Haluska	7-16	2-7	5-6	4	3	21	1	2	1	1	38
Johnson	1-4	0-1	2-2	2	2	4	2	1	0	1	26
Henderson	2-4	0-0	1-2	4	2	5	1	4	0	1	29
Angle	0-0	0-0	0-0	1	0	0	0	0	0	0	3
Freeman	0-3	0-1	0-0	1	2	0	0	1	0	0	15
Tate	1-2	0-0	1-1	4	2	3	0	2	0	1	11
Looby	1-2	0-0	0-0	3	5	2	1	0	0	1	14
Team											3
Totals	25-55	2-10	12-16	33	18	64	12	14	1	7	200
	FG%:	.455	3PT%:	.200			FT%:	.750			

INDIANA -- 71

Name	FG	3-PT	FT	RB	PF	TP	A	TO	BK	S	MN
White	10-13	0-0	3-5	12	0	23	1	3	2	0	35
Stemler	2-6	1-5	2-2	7	4	7	1	3	0	0	32
Bassett	2-5	2-3	4-4	1	1	10	1	1	0	0	30
Wilmont	6-14	3-8	0-0	5	4	15	1	0	0	1	34
Calloway	2-8	0-0	4-6	1	1	8	8	4	0	3	31
Suhr	0-0	0-0	0-0	1	1	0	0	0	0	0	4
Ratliff	3-6	2-4	0-0	1	4	8	0	1	1	1	15
Allen	0-0	0-0	0-0	0	2	0	0	0	2	0	3
White	0-0	0-0	0-0	2	0	0	1	0	0	0	5
Shaw	0-2	0-1	0-0	1	0	0	0	1	0	0	11
Team											2
Totals	25-54	8-21	13-17	32	17	71	13	13	4	5	200
	FG%:	.463	3PT%:	.381			FT%:	.765			

Score by Periods:

Iowa	17	47	64
Indiana	29	42	71

Attendance: 17,240

2006-07 Game Summaries

(19) OHIO STATE 82, IOWA 63

January 20, 2007, Value City Arena, Columbus, OH

Ohio State used a 21-2 scoring run during the final 11 minutes to pull away for an 82-63 win over Iowa in the only meeting between the two teams during the regular season.

The Buckeyes started fast, taking advantage of four Iowa turnovers in the first three minutes to jump out to a 9-0 advantage. The Hawkeyes regained their composure and scored eight straight points before eventually tying the game at 11 with 14 minutes left in the half. OSU scored the final five points in the last 90 seconds of the half to take a 37-26 advantage at the break. Eleven of Iowa's 13 turnovers came in the first half.

Iowa's Seth Gorney played well in the first half, collecting four points and four rebounds in 14 minutes. He was injured in the final seconds of the half and did not return to action.

Iowa used the strong second half scoring of freshman Tyler Smith to get back in the game. Smith scored all 21 of his points in the second half, taking over on offense with Iowa trailing 41-26. Iowa would cut the deficit to four points (54-50) on a three-point basket by Smith before OSU regained control. The Buckeyes scored 13 straight points over the next four minutes and were not threatened from there.

Iowa shot 55.2% from the field in the second half and 48.2% for the game, and the rebounding was even at 27-27. Smith's 21 points led Iowa and he added four rebounds and five assists. Adam Haluska added 15 points, Tony Freeman had five assists and Kurt Looby five rebounds.

Ohio State shot 58.5% from the field, including 68% in the second half. The Buckeyes also shot 82.4% (14-17) from the foul line, compared to 33.3% (2-6) for Iowa.

IOWA -- 63

Name	FG	3-PT	FT	RB	PF	TP	A	TO	BK	S	MN
Smith	8-19	3-8	2-3	4	3	21	5	4	0	1	36
Gorney	2-3	0-0	0-0	4	0	4	0	0	0	0	14
Haluska	6-15	3-8	0-0	4	0	15	1	1	0	0	36
Freeman	3-5	0-2	0-1	2	1	6	5	1	0	1	27
Henderdson	4-4	0-0	0-0	4	2	8	2	4	0	1	37
Angle	0-3	0-0	0-0	0	2	0	0	0	0	0	6
Johnson	1-4	1-2	0-2	1	0	3	0	0	0	0	18
Tate	2-2	0-0	0-0	1	5	4	1	1	0	0	13
Looby	1-1	0-0	0-0	5	4	2	0	0	0	0	13
Team				2							
Totals	27-56	7-20	2-6	27	17	63	14	13	0	3	200
	FG%: .482	3PT%: .350	FT%: .333								

OHIO STATE -- 82

Name	FG	3-PT	FT	RB	PF	TP	A	TO	BK	S	MN
Harris	2-7	1-5	0-0	1	1	5	0	1	0	0	15
Oden	12-13	0-0	5-5	10	2	29	1	4	2	0	36
Conley, Jr.	3-6	0-2	2-4	2	3	8	10	3	0	4	34
Lewis	4-7	2-4	2-2	2	0	12	2	1	0	0	32
Butler	2-5	0-3	0-0	1	1	4	4	1	0	0	25
Lighty	1-4	0-2	5-6	1	2	7	0	0	0	0	18
Cook	4-6	3-4	0-0	7	2	11	0	1	0	0	21
Terwilliger	1-2	0-0	0-0	0	1	2	0	0	0	0	4
Hunter	2-3	0-0	0-0	1	1	4	0	0	0	0	15
Team				2							
Totals	31-53	6-20	14-17	27	13	82	17	11	2	4	200
	FG%: .585	3PT%: .300	FT%: .824								

Score by Periods:

Iowa	26	37	63
Ohio State	37	45	82

Attendance: 18,963

(20) IOWA 79, PENN STATE 63

January 24, 2007, Carver-Hawkeye Arena, Iowa City, IA

Iowa used a solid second half performance in taking a 79-63 win over Penn State in Iowa City. The Hawkeyes started slow and trailed 25-17 with five minutes remaining in the first half. Iowa started finding its shooting touch from there, using an 11-2 scoring run to close the half and take a 28-27 halftime advantage.

The score was tied at 27-27 five minutes into the second half when Iowa gained control. Adam Haluska hit three free throws, Mike Henderson added a basket and Haluska hit a three-pointer to give Iowa an eight point advantage with 13 minutes remaining. The margin was never closer than five points the rest of the way and Iowa led by as many as 18 in the closing minutes.

The Hawkeyes shot 65.4% from the field over the final 20 minutes and shot 51.9% for the entire game. Iowa also hit 4-6 three-pointers in the second half and shot 47.1% for the game. After committing six turnovers in the first half, Iowa had just two turnovers in the final 20 minutes.

The Hawkeye defense held Penn State to 35% shooting from the field and the Nittany Lions hit on only 6-23 (26.1%) three-point attempts. Iowa won despite having a 44-32 rebounding deficit.

Haluska led Iowa's scoring attack with 24 points, while Tyler Smith added 19 and Henderson scored a season-high 12. Kurt Looby and Seth Gorney each had six rebounds, while Smith added five and Henderson collected three assists and two steals.

PENN STATE -- 63

Name	FG	3-PT	FT	RB	PF	TP	A	TO	BK	S	MN
Cornley	6-12	0-0	4-8	11	3	16	0	3	0	0	37
Hassell	0-4	0-0	1-2	5	4	1	1	1	0	0	15
Luber	0-2	0-1	0-0	1	5	0	2	1	0	0	27
Claxton	7-16	1-4	5-8	7	3	20	0	3	0	1	38
Morrissey	2-7	2-5	3-3	2	2	9	0	3	0	1	26
Walker	1-7	1-6	0-0	2	1	3	3	2	0	0	17
Jackson	0-4	0-4	1-2	1	0	1	3	0	0	0	19
Bogetic	5-8	2-3	1-2	6	4	13	3	0	0	1	21
Team				9							
Totals	21-60	6-23	15-25	44	22	63	12	13	0	3	200
	FG%: .350	3PT%: .261	FT%: .600								

IOWA -- 79

Name	FG	3-PT	FT	RB	PF	TP	A	TO	BK	S	MN
Smith	6-11	0-1	7-9	5	4	19	2	2	0	1	35
Tate	1-1	0-0	0-0	5	4	2	0	0	0	0	19
Gorney	1-4	0-0	0-0	6	3	2	0	1	1	0	22
Haluska	7-13	4-7	6-7	3	3	24	2	2	0	0	36
Henderson	5-8	0-0	2-4	1	0	12	3	1	0	2	32
Angle	0-0	0-0	0-0	0	1	0	1	0	0	0	3
Freeman	2-7	1-4	0-2	4	1	5	1	2	0	1	15
Bohall	0-0	0-0	0-0	0	0	0	0	0	0	0	0+
Johnson	3-5	3-5	0-0	0	1	9	1	0	0	0	17
Looby	2-3	0-0	2-5	6	4	6	1	0	3	0	21
Team				2							
Totals	27-52	8-17	17-27	32	21	79	11	8	4	4	200
	FG%: .519	3PT%: .471	FT%: .630								

Score by Periods:

Penn State	27	36	63
Iowa	28	51	79

Attendance: 10,471

2006-07 Game Summaries

(21) WISCONSIN 57, IOWA 46
January 28, 2007, Carver-Hawkeye Arena, Iowa City, IA

Second-ranked Wisconsin used an 8-0 scoring run over three-and-a-half minutes late in the second half to pull away as the Badgers defeated Iowa 57-46 in Iowa City, ending Iowa's 12-game home winning streak in Big Ten Conference play.

The first half featured scoring runs by both teams. Iowa scored 10 straight points to take a 12-9 advantage early in the contest before Wisconsin answered with 14 straight to take a 23-12 lead. Iowa's 10-3 spurt in the final minutes left the Badgers with a 26-22 halftime advantage.

Iowa closed its deficit to 45-41 with 7:40 remaining in the game. But Wisconsin gained control from there as Iowa did not score again until 3:33 remained. Iowa was unable to close the gap to less than nine the remainder of the game. The Badgers shot 55% from the field in the second half, connecting on eight of their first 10 field goals in the second half to stretch the halftime margin to 11.

The Hawkeyes struggled from the field in the first half, shooting just 23.3%. Iowa improved slightly to 33.3% in the second half, but shot just 28.1% for the game, including 14.3% (2-14) from three-point range.

Iowa played well in other phases of the game, holding a 40-33 rebounding advantage and forcing 12 Badger turnovers. Iowa had just nine turnovers, including three in the second half.

Adam Haluska led Iowa with 16 points and Tyler Smith added eight. Cyrus Tate led Iowa's rebounding effort with a career-high 10 boards and Haluska added seven rebounds and four assists.

WISCONSIN -- 57

Name	FG	3-PT	FT	RB	PF	TP	A	TO	BK	S	MN
Butch	5-12	3-6	0-3	14	1	13	1	2	0	0	29
Tucker	11-14	2-5	3-4	3	2	27	2	3	0		38
Chappel	0-1	0-0	0-0	1	0	0	3	0	1	0	14
Flowers	0-1	0-0	0-0	2	3	0	2	1	0	2	22
Taylor	1-7	1-5	2-2	1	1	5	5	2	0	1	37
Landry	2-5	0-1	4-7	7	3	8	1	2	1	0	30
Hughes	0-0	0-0	0-0	0	0	0	0	0	0	0	4
Bohannon	1-2	1-2	0-0	1	1	3	0	0	0	0	3
Stiemsma	0-0	0-0	0-0	0	1	0	0	1	0	0	4
Krabbenhoft	0-1	0-0	1-2	2	2	1	0	1	0	0	19
Team				2							
Totals	20-43	7-19	10-18	33	14	57	14	12	2	4	200
	FG%: .465	3PT%: .368	FT%: .556								

IOWA -- 46

Name	FG	3-PT	FT	RB	PF	TP	A	TO	BK	S	MN
Smith	3-17	0-2	2-4	5	4	8	2	1	0	3	34
Tate	3-8	0-0	0-2	10	3	6	2	1	1	0	35
Gorney	1-2	0-0	0-0	4	3	2	0	1	0	0	17
Haluska	3-18	1-7	9-10	7	1	16	4	2	0	0	36
Henderson	2-4	1-1	0-0	1	1	5	1	2	0	1	28
Angle	0-0	0-0	0-0	1	1	0	0	0	0	0	5
Freeman	1-4	0-3	1-2	2	1	3	0	2	0	1	13
Johnson	0-1	0-1	0-0	0	1	0	0	0	0	0	9
Looby	3-3	0-0	0-0	6	5	6	0	0	0	0	23
Team				4							
Totals	16-57	2-14	12-18	40	20	46	9	9	1	5	200
	FG%: .281	3PT%: .143	FT%: .667								

Score by Periods: Attendance: 15,550

Wisconsin	26	31	57
Iowa	22	24	46

(22) IOWA 69, MICHIGAN 62
January 31, 2007, Crisler Arena, Ann Arbor, MI

Iowa rallied from an 11-point halftime deficit to take a 69-62 win at Michigan in the only meeting between the two teams this season. The Hawkeyes struggled with their shooting in the first half, connecting on just 8-30 (26.7%) field goal attempts. Michigan led by as many as 14 points while controlling the action in the opening period, with 13 of its 14 field goals coming from in the paint.

Iowa turned the tables in the second half, shooting 62.5% (16-26) from the field in earning its second straight win in Ann Arbor. Michigan still held its 11-point advantage with 14 minutes remaining as Iowa began to rally. The Hawkeyes used a 20-1 scoring run to take a 57-49 lead with six minutes to play as the Iowa defense held Michigan without a field goal for nearly eight minutes.

Iowa took its first lead on a three-pointer by Adam Haluska with 8:36 remaining and led the rest of the way. Michigan had cut the margin to one point when Tony Freeman scored on a drive and added a free throw, giving Iowa a 66-62 advantage with 45 seconds remaining.

Michigan shot just 29.2% in the second half after shooting 45.2% in the first stanza. For the game Iowa held a 40-31 rebounding advantage. Freshman Tyler Smith led Iowa's scoring with 22 points, while Haluska added 17 and Freeman 14. Haluska had 10 rebounds, Smith had eight rebounds and five assists and Freeman collected seven assists.

IOWA -- 69

Name	FG	3-PT	FT	RB	PF	TP	A	TO	BK	S	MN
Smith	8-18	1-4	5-7	8	4	22	5	5	0	2	39
Tate	2-8	0-0	0-0	4	4	4	0	1	1	1	16
Looby	0-0	0-0	0-0	3	5	0	1	1	1	0	13
Henderson	0-4	0-1	0-0	1	0	0	0	0	0	0	12
Haluska	5-12	3-8	4-6	10	2	17	3	2	0	0	38
Gorney	3-5	0-0	0-0	7	4	6	1	1	2	0	24
Freeman	4-6	1-2	5-5	1	0	14	7	2	0	1	34
Johnson	2-3	2-2	0-0	1	2	6	0	2	0	0	22
Angle	0-0	0-0	0-0	0	2	0	0	1	0	0	2
Team				5							
Totals	24-56	7-17	14-18	40	23	69	17	15	4	4	200
	FG%: .429	3PT%: .412	FT%: .778								

MICHIGAN -- 62

Name	FG	3-PT	FT	RB	PF	TP	A	TO	BK	S	MN
Coleman	5-10	1-4	1-1	4	1	12	2	2	0	1	34
Petway	2-4	0-0	2-4	7	2	6	1	1	1	0	19
Sims	9-12	0-0	11-13	11	5	29	0	4	2	0	35
Harris	0-11	0-3	1-2	2	2	1	5	2	1	3	37
Abram	3-9	0-1	0-0	1	3	6	3	2	0	1	32
Udoh	2-7	0-0	2-2	4	2	6	0	0	1	0	21
Smith	0-2	0-0	2-2	1	2	2	3	0	0	1	21
Sims	0-0	0-0	0-0	0	0	0	1	0	0	0	1
Team				1							
Totals	21-55	1-8	19-24	31	17	62	15	11	5	6	200
	FG%: .382	3PT%: .125	FT%: .792								

Score by Periods: Attendance: 11,129

Iowa	23	46	69
Michigan	34	28	62

2006-07 Game Summaries

(23) IOWA 81, INDIANA 75
February 3, 2007, Carver-Hawkeye Arena, Iowa City, IA

Iowa overcame a fast start by Indiana in taking an 81-75 win over the Hoosiers in Iowa City, earning a season split.

Indiana hit six of its first eight three-point attempts in building an eight point advantage midway through the first half. Iowa rallied after trailing 24-16, finally pulling even at 28-28 with 4:19 left in the half. Iowa led by five in the late stages of the period before the Hoosiers tied the score at 37-37 at intermission.

Indiana made it a 9-0 run by scoring the first four points of the second half before Iowa took the lead on a three-point basket by Adam Haluska. Iowa held a slim advantage throughout most of the half, building the margin to seven, 61-54, with just under six minutes to play. From there the Hawkeyes made just enough free throws down the stretch to hold off the Hoosiers.

Iowa made its final 12 free throw attempts in the last 1:23 as Indiana was never able to gain possession with a chance to tie. Tyler Smith hit two free shots with 18 seconds left to give Iowa a 79-75 advantage, ending Indiana's final chance.

The Hawkeyes made 32-37 free throws in the game, including 20-22 (90%) in the second half. Iowa also held a 42-25 rebounding advantage. Indiana shot 48.1% from the field, but connected on just two of its last 12 three-point shots.

Haluska led Iowa's scoring with 33 points, a career-high in Big Ten play. Smith added 18 points, nine rebounds and seven assists and Kurt Looby and Seth Gorney each grabbed six rebounds.

INDIANA -- 75

Name	FG	3-PT	FT	RB	PF	TP	A	TO	BK	S	MN
White, D.J.	2-4	0-0	2-2	3	5	6	4	4	1	1	26
Stemler	1-5	0-3	0-0	3	1	2	1	0	0	0	18
Bassett	0-3	0-0	2-3	1	4	2	5	1	1	2	22
Wilmont	9-19	6-12	0-2	3	2	24	0	0	0	0	37
Calloway	5-7	0-0	6-6	2	1	16	5	5	0	0	31
Suhr	0-0	0-0	2-2	0	2	2	0	0	0	1	1
Ratliff	5-9	2-5	3-3	5	5	15	1	4	0	2	26
Allen	0-0	0-0	0-0	2	1	0	0	1	0	0	9
White, M.	2-4	0-0	1-2	2	5	5	0	0	0	1	17
Shaw	1-1	0-0	1-1	0	3	3	0	0	0	0	9
Keeling	0-0	0-0	0-2	0	0	0	1	0	0	0	4
Team				4							
Totals	25-52	8-20	17-23	25	29	75	17	15	2	7	200
	FG%: .481	3PT%: .400	FT%: .739								

IOWA -- 81

Name	FG	3-PT	FT	RB	PF	TP	A	TO	BK	S	MN
Smith	4-9	0-1	10-10	9	2	18	7	6	0	2	37
Tate	2-4	0-0	2-3	4	3	6	0	1	0	0	24
Looby	1-2	0-0	0-0	6	5	2	0	2	2	0	15
Haluska	9-17	5-11	10-11	5	3	33	1	1	0	2	34
Freeman	1-6	0-3	2-2	4	4	4	1	4	0	1	20
Angle	0-0	0-0	0-0	0	0	0	0	0	0	0	1
Johnson	2-4	2-4	2-3	2	1	8	1	0	0	1	19
Henderson	0-8	0-1	4-6	3	5	4	5	2	0	1	29
Gorney	2-2	0-0	2-2	6	4	6	0	3	0	0	21
Team				3							
Totals	21-52	7-20	32-37	42	27	81	15	19	2	7	200
	FG%: .404	3PT%: .350	FT%: .865								

Score by Periods:

Indiana	37	38	75
Iowa	37	44	81

Attendance: 15,500

(24) IOWA 91, MINNESOTA 78
February 7, 2007, Williams Arena, Minneapolis, MN

Iowa started fast and maintained the advantage throughout the game in taking a 91-78 win at Minnesota for its third straight win.

A three-point play by Adam Haluska gave Iowa a 7-6 advantage three minutes into the game and the Hawkeyes led the rest of the way. Iowa led 34-31 when it used a 13-5 scoring run over the final five minutes of the first half to take a 47-36 advantage at the break.

Iowa built the advantage to 55-38 three minutes into the second half, but Minnesota would not go away. The Gophers closed the gap to 74-66 with eight minutes remaining before Iowa answered with eight straight points to regain control. Minnesota countered with another run to get back within eight, but six straight points by Adam Haluska gave Iowa an 82-72 lead and the Hawkeyes led by 10 or more the rest of the way.

Both teams shot the ball extremely well from the field, as Minnesota shot 63.3% and Iowa 58.2%. The Hawkeyes shot 62.1% in the first half, marking their fourth half of the season in which they have shot better than 60%. There was a difference in three-point shooting, as Iowa shot 62.5% (10-16), compared to 36.8% for Minnesota. Iowa continued its free throw accuracy by hitting 81%, including 86.7% (13-15) in the second half.

Haluska led Iowa with 34 points, hitting 10-14 field goals, 6-10 three-point attempts and all eight of his free throws. He added eight assists and two steals. Tyler Smith added 19 points, eight rebounds, five assists and three steals and Tony Freeman and Mike Henderson each added 11 points.

IOWA -- 91

Name	FG	3-PT	FT	RB	PF	TP	A	TO	BK	S	MN
Tate	0-1	0-0	0-0	2	4	0	1	1	0	0	13
Smith	6-15	2-3	5-7	8	0	19	5	0	0	3	37
Looby	2-2	0-0	0-0	0	3	4	0	0	0	0	10
Haluska	10-14	6-10	8-8	5	1	34	8	1	0	2	37
Freeman	5-8	1-1	0-0	3	2	11	6	2	0	2	34
Gorney	4-7	0-0	0-0	1	3	8	0	0	0	0	24
Henderson	4-6	0-0	3-4	1	1	11	1	4	1	0	26
Johnson	0-1	0-1	1-2	2	0	1	2	0	1	0	12
Angle	1-1	1-1	0-0	1	0	3	1	0	0	0	7
Team				3							
Totals	32-55	10-16	17-21	26	14	91	24	10	2	7	200
	FG%: .582	3PT%: .625	FT%: .810								

MINNESOTA -- 78

Name	FG	3-PT	FT	RB	PF	TP	A	TO	BK	S	MN
Coleman	7-11	0-3	2-2	3	2	16	2	0	0	2	31
Abu-Shamala	1-3	1-3	2-2	4	1	5	3	1	0	0	18
Tollackson	9-13	0-0	5-8	5	2	23	2	5	1	0	34
McKenzie	6-11	4-9	0-0	2	1	16	5	2	0	0	40
Payton	0-0	0-0	0-0	0	1	0	0	2	0	0	17
Williams	1-2	0-0	0-0	1	1	2	0	1	1	0	13
Wilson	2-4	2-4	0-0	2	4	6	6	0	0	2	25
Smith	5-5	0-0	0-0	0	4	10	2	1	1	0	21
Johnson	0-0	0-0	0-0	0	0	0	0	0	0	0	1
Team				1							
Totals	31-49	7-19	9-12	18	16	78	20	13	3	4	200
	FG%: .633	3PT%: .368	FT%: .750								

Score by Periods:

Iowa	47	44	91
Minnesota	36	42	78

Attendance: 11,434