

NCAA Gymnastics Score Sheet

Teams: Home IOWA

Visitor MINN

Date Feb 10, 2017

Place University Of Iowa

Attendance

501

Name		D	1	2	3	4	nd	AVE	Name		D	1	2	3	4	nd	AVE	
FLOOR	1 Josh Zeal	101	5.00	6.20	6.50			-0.3	11.050	1 Vitali Kan	301	5.60	8.80	8.80			-0.1	14.300
	2 Cory Paterson	102	5.00	8.30	8.10			-0.1	13.100	2 Joel Gagnon	302	5.80	8.50	8.40				14.250
	3 Andrew Botto	103	4.70	8.60	8.40				13.200	3 Shaun Herzog	303	5.60	7.20	7.00				12.700
	4 Dylan Ellsworth	104	4.50	8.70	9.00				13.350	4 Alex Wittenberg	304	5.70	8.70	8.40				14.250
	5 Mark Springett	105	5.40	8.00	7.80				13.300	5 Luke Aldrich	305	5.40	8.50	8.20				13.750
	6 Andrew Herrador	106	5.20	8.60	8.50				13.750	6 Yaro Pochinka	306	5.60	8.00	8.00				13.600

Floor Score: 66.700 Running Score: 66.700 Floor Score: 70.150 Running Score: 70.150

Name		D	1	2	3	4	nd	AVE	Name		D	1	2	3	4	nd	AVE
POMMEL	1 Dylan Ellsworth	104	4.20	7.70	7.90			12.000	1 Vitali Kan	301	5.00	7.30	7.00				12.150
	2 Cory Paterson	102	4.90	6.50	6.40			11.350	2 Luke Aldrich	305	5.00	8.00	8.40				13.200
	3 Kevin Johnson	107	5.10	7.50	7.20			12.450	3 Shashank Yallamraju	307	4.80	6.70	6.40				11.350
	4 Nicholas Merryman	108	4.50	7.70	7.40			12.050	4 Alex Wittenberg	304	5.20	8.10	8.30				13.400
	5 Elijah Parsells	109	5.40	8.50	8.70			14.000	5 Tristan Duran	308	5.30	8.00	8.10				13.350
	6 Austin Hodges	110	5.60	9.00	9.10			14.650	6 Justin Karstadt	309	5.50	8.60	8.90				14.250

Pommel Score: 65.150 Running Score: 131.850 Pommel Score: 66.350 Running Score: 136.500

Name		D	1	2	3	4	nd	AVE	Name		D	1	2	3	4	nd	AVE
RINGS	1 Nicholas Merryman	108	4.50	9.00	8.90			13.450	1 Shaun Herzog	303	4.40	9.10	9.10				13.500
	2 Rogelio Vazquez	111	4.70	8.90	8.80			13.550	2 Yaro Pochinka	306	5.30	9.20	9.20				14.500
	3 Dylan Ellsworth	104	5.00	9.40	9.50			14.450	3 Jalon Stephens	310	5.00	8.80	8.50				13.650
	4 Mark Springett	105	5.20	9.30	9.30			14.500	4 Shashank Yallamraju	307	4.30	9.30	9.40				13.650
	5 Andrew Botto	103	5.30	9.00	8.80			14.200	5 Tristan Duran	308	4.20	9.00	9.20				13.300
	6 Brandon Wong	112	4.40	7.70	7.50			12.000	6 Justin Karstadt	309	5.30	9.40	9.30				14.650

Rings Score: 70.150 Running Score: 202.000 Rings Score: 69.950 Running Score: 206.450

Name		D	1	2	3	4	nd	AVE	Name		D	1	2	3	4	nd	AVE
VAULT	1 Josh Zeal	101	4.80	9.40	9.50			14.250	1 Alex Wittenberg	304	4.80	8.90	9.10				13.800
	2 Cory Paterson	102	4.40	9.80	9.70			14.150	2 Vitali Kan	301	5.20	9.50	9.60				14.750
	3 Mark Springett	105	4.80	9.80	9.80			14.600	3 Joel Gagnon	302	5.20	9.60	9.70				14.850
	4 Andrew Herrador	106	4.80	9.40	9.50			14.250	4 Shaun Herzog	303	4.80	9.30	9.50				14.200
	5 Andrew Botto	103	5.20	9.60	9.70			14.850	5 Justin Karstadt	309	4.80	9.60	9.50				14.350
	6 Dylan Ellsworth	104	5.20	9.40	9.60			14.700	6 Yaro Pochinka	306	5.30	9.60	9.70				14.950

Vault Score: 72.650 Running Score: 274.650 Vault Score: 73.100 Running Score: 279.550

Name		D	1	2	3	4	nd	AVE	Name		D	1	2	3	4	nd	AVE
P. BAR	1 Nicholas Merryman	108	4.30	9.20	9.30			13.550	1 Ben Winkel	311	5.20	8.30	8.50				13.600
	2 Mitch Mandozzi	113	4.60	9.00	8.80			13.500	2 Jalon Stephens	310	5.10	8.80	8.50				13.750
	3 Andrew Botto	103	5.10	9.30	9.00			14.250	3 Joel Gagnon	302	5.50	8.50	8.40				13.950
	4 Austin Hodges	110	4.70	9.50	9.30			14.100	4 Shaun Herzog	303	5.20	8.60	8.70				13.850
	5 Rogelio Vazquez	111	5.10	9.20	9.00			14.200	5 Justin Karstadt	309	5.40	8.40	8.50				13.850
	6 Dylan Ellsworth	104	5.10	9.30	9.20			14.350	6 Ryan Bergman	312	5.40	8.70	8.40				13.950

P. Bar Score: 70.450 Running Score: 345.100 P. Bar Score: 69.350 Running Score: 348.900

Name		D	1	2	3	4	nd	AVE	Name		D	1	2	3	4	nd	AVE
H. BAR	1 Nicholas Merryman	108	4.50	8.60	8.40			13.000	1 Michael Harris	313	5.00	8.90	8.60				13.750
	2 Andrew Herrador	106	4.90	9.00	9.00			13.900	2 Tim Kutyla	314	4.70	8.80	8.80				13.500
	3 Rogelio Vazquez	111	5.00	8.80	8.50			13.650	3 Joel Gagnon	302	4.90	8.20	8.00				13.000
	4 Austin Hodges	110	5.30	9.00	8.80			14.200	4 Shaun Herzog	303	5.20	8.70	8.70				13.900
	5 Andrew Botto	103	4.90	8.50	8.70			13.500	5 Justin Karstadt	309	4.90	8.60	8.60				13.500
	6 Cory Paterson	102	5.40	9.00	8.80			14.300	6 Jalon Stephens	310	5.00	8.80	8.50				13.650

H. Bar Score: 69.550 Running Score: 414.650 H. Bar Score: 68.300 Running Score: 417.200

Final Team Score: 414.650

Final Team Score: 417.200

All-Arounders

All-Arounders

Event	Iowa	Minnesota
FX	Botto 13.200	
PH	10.400	
SR	14.200	
VT	14.850	
PB	14.250	
HB	13.500	
AA	80.400	

Judge's Signatures * FX *[Signature]* * PH *[Signature]* * SR *[Signature]* * VT *[Signature]* * PB *[Signature]* * HB *[Signature]*
 * Head Judge FX *[Signature]* PH *[Signature]* SR *[Signature]* VT *[Signature]* PB *[Signature]* HB *[Signature]*
 Coach's Signature *[Signature]* Coach's Signature *[Signature]*

NCAA Gymnastics Score Sheet

Teams: Home Oklahoma Visitor _____

Date Feb 10, 2017 Place University Of Iowa Attendance 501

Name		D	1	2	3	4	nd	AVE	Name		D	1	2	3	4	nd	AVE
FLOOR	1 Tanner Justus	201	5.40	9.00	8.80			14.300									
	2 Genki Suzuki	202	5.40	8.50	8.30			13.800									
	3 Thao Hoang	203	5.70	8.40	8.20			14.000									
	4 Allan Bower	204	5.20	7.70	8.00			13.050									
	5 Yul Moldauer	205	5.80	9.10	9.00			14.850									
	6 Todd Dowdy	206	5.30	6.80	7.10			12.250									

Floor Score: 70.000 Running Score: 70.000 Floor Score: 0.000 Running Score: 0.000

Pommel	1 Hunter Justus	208	5.10	7.40	7.50			12.550									
	2 Brian Schibler	209	5.00	6.50	6.30			11.400									
	3 Josh Yee	210	5.50	7.70	7.60			13.150									
	4 Genki Suzuki	202	5.50	8.10	8.30			13.700									
	5 Yul Moldauer	205	5.30	7.60	7.90			13.050									
	6 Allan Bower	204	6.10	8.30	8.60			14.550									

Pommel Score: 67.000 Running Score: 137.000 Pommel Score: 0.000 Running Score: 0.000

Rings	1 Jake Maloney	216	5.00	8.90	8.70			13.800									
	2 Alex Powarzynski	213	5.20	8.60	8.80			13.900									
	3 Thao Hoang	203	5.60	9.00	8.80			14.500									
	4 Yul Moldauer	205	5.70	9.40	9.40			15.100									
	5 Hunter Justus	208	5.90	9.10	9.00			14.950									
	6 Reese Rickett	214	5.50	8.80	9.00			14.400									

Rings Score: 72.850 Running Score: 209.850 Rings Score: 0.000 Running Score: 0.000

Vault	1 Thao Hoang	203	4.80	9.30	9.50			14.200									
	2 Todd Dowdy	206	5.20	9.80	9.70			14.950									
	3 Tanner Justus	201	5.20	9.80	9.70			14.950									
	4 Yul Moldauer	205	5.20	9.70	9.70			14.900									
	5 Colin VanWicklen	215	5.20	9.60	9.60			14.800									
	6 Allan Bower	204	5.30	9.90	9.90			15.200									

Vault Score: 74.800 Running Score: 284.650 Vault Score: 0.000 Running Score: 0.000

P. Bar	1 Grant Kell	212	4.80	8.80	8.50			13.450									
	2 Josh Yee	210	4.70	9.30	9.00			13.850									
	3 Alex Powarzynski	213						0.000									
	4 Genki Suzuki	202	5.50	9.30	9.10			14.700									
	5 Hunter Justus	208	5.80	8.60	8.40			14.300									
	6 Yul Moldauer	205	6.10	9.40	9.40			15.500									

P. Bar Score: 71.800 Running Score: 356.450 P. Bar Score: 0.000 Running Score: 0.000

H. Bar	1 Alex Powarzynski	213	4.90	8.30	8.00			13.050									
	2 Josh Yee	210	5.20	8.70	8.70			13.900									
	3 Genki Suzuki	202	5.30	8.80	8.60			14.000									
	4 Levi Anderson	207	5.70	8.20	8.20			13.900									
	5 Yul Moldauer	205	5.50	8.70	8.70			14.200									
	6 Allan Bower	204	5.40	8.80	8.70			14.150									

H. Bar Score: 70.150 Running Score: 426.600 H. Bar Score: 0.000 Running Score: 0.000

Final Team Score: 426.600

Final Team Score: 0.000

All-Arounders

All-Arounders

FX	Moldauer																
PH	14.850																
SR	13.050																
VT	15.100																
PB	14.900																
HB	15.500																
AA	14.200																
	87.600																

Judge's Signatures *FX

*PH Dan Bachman

SR Brian Cooper

VT Tom Dunn

*PB

HB

* Head Judge

FX Eric Smith

PH Dan Bachman

SR Brian Cooper

VT Tom Dunn

PB Mike Hoskovec

HB Lance Alberhasky

Coach's Signature

Coach's Signature

Iowa Vs. Oklahoma Vs. Minnesota

Event Results - Floor

Feb 10, 2017

Page: 1
Printed: 2/10/2017 9:06:10 PM

Men / C
Session: 1



Rank	Num	Name	Gym	Diff	Exec	ND	Score	Out
1	205	Yul Moldauer	OKLAHOMA	5.800	9.050	-.-	14.850	0.000
2T	201	Tanner Justus	OKLAHOMA	5.400	8.900	-.-	14.300	0.550
2T	301	Vitali Kan	MINN	5.600	8.800	-0.1	14.300	0.550
4T	304	Alex Wittenberg	MINN	5.700	8.550	-.-	14.250	0.600
4T	302	Joel Gagnon	MINN	5.800	8.450	-.-	14.250	0.600
6	203	Thao Hoang	OKLAHOMA	5.700	8.300	-.-	14.000	0.850
7	202	Genki Suzuki	OKLAHOMA	5.400	8.400	-.-	13.800	1.050
8T	106	Andrew Herrador	IOWA	5.200	8.550	-.-	13.750	1.100
8T	305	Luke Aldrich	MINN	5.400	8.350	-.-	13.750	1.100
10	306	Yaro Pochinka	MINN	5.600	8.000	-.-	13.600	1.250
11	104	Dylan Ellsworth	IOWA	4.500	8.850	-.-	13.350	1.500
12	105	Mark Springett	IOWA	5.400	7.900	-.-	13.300	1.550
13	103	Andrew Botto	IOWA	4.700	8.500	-.-	13.200	1.650
14	102	Cory Paterson	IOWA	5.000	8.200	-0.1	13.100	1.750
15	204	Allan Bower	OKLAHOMA	5.200	7.850	-.-	13.050	1.800
16	303	Shaun Herzog	MINN	5.600	7.100	-.-	12.700	2.150
17	206	Todd Dowdy	OKLAHOMA	5.300	6.950	-.-	12.250	2.600
18	101	Josh Zeal	IOWA	5.000	6.350	-0.3	11.050	3.800

Iowa Vs. Oklahoma Vs. Minnesota

Event Results - Pommel

Feb 10, 2017

Page: 1
Printed: 2/10/2017 9:06:18 PM

Men / C
Session: 1



Rank	Num	Name	Gym	Diff	Exec	ND	Score	Out
1	110	Austin Hodges	IOWA	5.600	9.050	..	14.650	0.000
2	204	Allan Bower	OKLAHOMA	6.100	8.450	..	14.550	0.100
3	309	Justin Karstadt	MINN	5.500	8.750	..	14.250	0.400
4	109	Elijah Parsells	IOWA	5.400	8.600	..	14.000	0.650
5	202	Genki Suzuki	OKLAHOMA	5.500	8.200	..	13.700	0.950
6	304	Alex Wittenberg	MINN	5.200	8.200	..	13.400	1.250
7	308	Tristan Duran	MINN	5.300	8.050	..	13.350	1.300
8	305	Luke Aldrich	MINN	5.000	8.200	..	13.200	1.450
9	210	Josh Yee	OKLAHOMA	5.500	7.650	..	13.150	1.500
10	205	Yul Moldauer	OKLAHOMA	5.300	7.750	..	13.050	1.600
11	208	Hunter Justus	OKLAHOMA	5.100	7.450	..	12.550	2.100
12	107	Kevin Johnson	IOWA	5.100	7.350	..	12.450	2.200
13	301	Vitali Kan	MINN	5.000	7.150	..	12.150	2.500
14	108	Nicholas Merryman	IOWA	4.500	7.550	..	12.050	2.600
15	104	Dylan Ellsworth	IOWA	4.200	7.800	..	12.000	2.650
16	209	Brian Schibler	OKLAHOMA	5.000	6.400	..	11.400	3.250
17T	307	Shashank Yallamraju	MINN	4.800	6.550	..	11.350	3.300
17T	102	Cory Paterson	IOWA	4.900	6.450	..	11.350	3.300
19	103	Andrew Botto	IOWA	4.400	6.000	..	10.400	4.250

Iowa Vs. Oklahoma Vs. Minnesota

Event Results - Rings

Feb 10, 2017

Page: 1
Printed: 2/10/2017 9:06:21 PM

Men / C
Session: 1



Rank	Num	Name	Gym	Diff	Exec	ND	Score	Out
1	205	Yul Moldauer	OKLAHOMA	5.700	9.400	..	15.100	0.000
2	208	Hunter Justus	OKLAHOMA	5.900	9.050	..	14.950	0.150
3	309	Justin Karstadt	MINN	5.300	9.350	..	14.650	0.450
4T	105	Mark Springett	IOWA	5.200	9.300	..	14.500	0.600
4T	306	Yaro Pochinka	MINN	5.300	9.200	..	14.500	0.600
4T	203	Thao Hoang	OKLAHOMA	5.600	8.900	..	14.500	0.600
7	104	Dylan Ellsworth	IOWA	5.000	9.450	..	14.450	0.650
8	214	Reese Rickett	OKLAHOMA	5.500	8.900	..	14.400	0.700
9	103	Andrew Botto	IOWA	5.300	8.900	..	14.200	0.900
10	213	Alex Powarzynski	OKLAHOMA	5.200	8.700	..	13.900	1.200
11	216	Jake Maloney	OKLAHOMA	5.000	8.800	..	13.800	1.300
12T	307	Shashank Yallamraju	MINN	4.300	9.350	..	13.650	1.450
12T	310	Jalon Stephens	MINN	5.000	8.650	..	13.650	1.450
14	111	Rogelio Vazquez	IOWA	4.700	8.850	..	13.550	1.550
15	303	Shaun Herzog	MINN	4.400	9.100	..	13.500	1.600
16	108	Nicholas Merryman	IOWA	4.500	8.950	..	13.450	1.650
17	308	Tristan Duran	MINN	4.200	9.100	..	13.300	1.800
18	112	Brandon Wong	IOWA	4.400	7.600	..	12.000	3.100

Iowa Vs. Oklahoma Vs. Minnesota

Event Results - Vault

Feb 10, 2017

Page: 1
Printed: 2/10/2017 9:23:34 PM

Men / C
Session: 1



Rank	Num	Name	Gym	Diff	Exec	ND	Score	Out
1	204	Allan Bower	OKLAHOMA	5.300	9.900	-.-	15.200	0.000
2*	206	Todd Dowdy	OKLAHOMA	5.200	9.750	-.-	14.950	0.250
2*	201	Tanner Justus	OKLAHOMA	5.200	9.750	-.-	14.950	0.250
2T	306	Yaro Pochinka	MINN	5.300	9.650	-.-	14.950	0.250
5	205	Yul Moldauer	OKLAHOMA	5.200	9.700	-.-	14.900	0.300
6*	302	Joel Gagnon	MINN	5.200	9.650	-.-	14.850	0.350
6*	103	Andrew Botto	IOWA	5.200	9.650	-.-	14.850	0.350
8	215	Colin VanWicklen	OKLAHOMA	5.200	9.600	-.-	14.800	0.400
9	301	Vitali Kan	MINN	5.200	9.550	-.-	14.750	0.450
10	104	Dylan Ellsworth	IOWA	5.200	9.500	0.0	14.700	0.500
11	105	Mark Springett	IOWA	4.800	9.800	-.-	14.600	0.600
12	309	Justin Karstadt	MINN	4.800	9.550	-.-	14.350	0.850
13*	106	Andrew Herrador	IOWA	4.800	9.450	-.-	14.250	0.950
13*	101	Josh Zeal	IOWA	4.800	9.450	-.-	14.250	0.950
15*	303	Shaun Herzog	MINN	4.800	9.400	-.-	14.200	1.000
15*	203	Thao Hoang	OKLAHOMA	4.800	9.400	-.-	14.200	1.000
17	102	Cory Paterson	IOWA	4.400	9.750	-.-	14.150	1.050
18	304	Alex Wittenberg	MINN	4.800	9.000	-.-	13.800	1.400

Iowa Vs. Oklahoma Vs. Minnesota

Event Results - P Bars

Feb 10, 2017

Page: 1
Printed: 2/10/2017 9:23:49 PM

Men / C
Session: 1



Rank	Num	Name	Gym	Diff	Exec	ND	Score	Out
1	205	Yul Moldauer	OKLAHOMA	6.100	9.400	-.-	15.500	0.000
2	202	Genki Suzuki	OKLAHOMA	5.500	9.200	-.-	14.700	0.800
3	104	Dylan Ellsworth	IOWA	5.100	9.250	-.-	14.350	1.150
4	208	Hunter Justus	OKLAHOMA	5.800	8.500	-.-	14.300	1.200
5	103	Andrew Botto	IOWA	5.100	9.150	-.-	14.250	1.250
6	111	Rogelio Vazquez	IOWA	5.100	9.100	-.-	14.200	1.300
7	110	Austin Hodges	IOWA	4.700	9.400	-.-	14.100	1.400
8T	312	Ryan Bergman	MINN	5.400	8.550	-.-	13.950	1.550
8T	302	Joel Gagnon	MINN	5.500	8.450	-.-	13.950	1.550
10T	210	Josh Yee	OKLAHOMA	4.700	9.150	-.-	13.850	1.650
10T	303	Shaun Herzog	MINN	5.200	8.650	-.-	13.850	1.650
10T	309	Justin Karstadt	MINN	5.400	8.450	-.-	13.850	1.650
13	310	Jalon Stephens	MINN	5.100	8.650	-.-	13.750	1.750
14	311	Ben Winkel	MINN	5.200	8.400	-.-	13.600	1.900
15	108	Nicholas Merryman	IOWA	4.300	9.250	-.-	13.550	1.950
16	113	Mitch Mandozzi	IOWA	4.600	8.900	-.-	13.500	2.000
17	212	Grant Kell	OKLAHOMA	4.800	8.650	-.-	13.450	2.050
18	213	Alex Powarzynski	OKLAHOMA	---	---	---	---	15.500

Iowa Vs. Oklahoma Vs. Minnesota

Event Results - H Bar

Feb 10, 2017

Page: 1
Printed: 2/10/2017 9:24:04 PM

Men / C
Session: 1



Rank	Num	Name	Gym	Diff	Exec	ND	Score	Out
1	102	Cory Paterson	IOWA	5.400	8.900	-.-	14.300	0.000
2T	110	Austin Hodges	IOWA	5.300	8.900	-.-	14.200	0.100
2T	205	Yul Moldauer	OKLAHOMA	5.500	8.700	-.-	14.200	0.100
4	204	Allan Bower	OKLAHOMA	5.400	8.750	-.-	14.150	0.150
5	202	Genki Suzuki	OKLAHOMA	5.300	8.700	-.-	14.000	0.300
6T	106	Andrew Herrador	IOWA	4.900	9.000	-.-	13.900	0.400
6*	303	Shaun Herzog	MINN	5.200	8.700	-.-	13.900	0.400
6*	210	Josh Yee	OKLAHOMA	5.200	8.700	-.-	13.900	0.400
6T	207	Levi Anderson	OKLAHOMA	5.700	8.200	-.-	13.900	0.400
10	313	Michael Harris	MINN	5.000	8.750	-.-	13.750	0.550
11*	310	Jalon Stephens	MINN	5.000	8.650	-.-	13.650	0.650
11*	111	Rogelio Vazquez	IOWA	5.000	8.650	-.-	13.650	0.650
13T	314	Tim Kutyla	MINN	4.700	8.800	-.-	13.500	0.800
13*	309	Justin Karstadt	MINN	4.900	8.600	-.-	13.500	0.800
13*	103	Andrew Botto	IOWA	4.900	8.600	-.-	13.500	0.800
16	213	Alex Powarzynski	OKLAHOMA	4.900	8.150	-.-	13.050	1.250
17T	108	Nicholas Merryman	IOWA	4.500	8.500	-.-	13.000	1.300
17T	302	Joel Gagnon	MINN	4.900	8.100	-.-	13.000	1.300







Iowa Vs. Oklahoma Vs. Minnesota

Event Results - AA

Feb 10, 2017

Page: 1
Printed: 2/10/2017 9:24:20 PM

Men / C
Session: 1

Rank	Num	Name	Gym							AA
1	205	Yul Moldauer	OKLAHOMA	14.850	13.050	15.100	14.900	15.500	14.200	87.600
2	103	Andrew Botto	IOWA	13.200	10.400	14.200	14.850	14.250	13.500	80.400







Iowa Vs. Oklahoma Vs. Minnesota

Team Results

Feb 10, 2017

Men / C

Session: 1

Rank	Gym	Team	Score						
1	OKLAHOMA	*	426.600	70.000 2	67.000 1	72.850 1	74.800 1	71.800 1	70.150 1
2	MINN	*	417.200	70.150 1	66.350 2	69.950 3	73.100 2	69.350 3	68.300 3
3	IOWA	*	414.650	66.700 3	65.150 3	70.150 2	72.650 3	70.450 2	69.550 2