



# IOWA HAWKEYES

## 11-10 Overall, 3-5 Big Ten

3 FINAL FOURS | 8 BIG TEN CHAMPIONSHIPS | 2 BIG TEN TOURNAMENT TITLES | 25 NCAA TOURNAMENTS

### OHIO STATE (13-8, 3-5) at IOWA (11-10, 3-5)

Jan. 28, 2017 // Iowa City, Iowa // Carver-Hawkeye Arena // 7:05 p.m. CT

#### Ohio State Buckeyes

Pos.	No.	Name	Ht.	Wt.	Yr.	Hometown	Statistical Summary
G	13	JaQuan Lyle	6-5	210	So.	Evansville, Indiana	12.3 ppg, 3.2 rpg, 5.2 apg
G	15	Kam Williams	6-2	185	RS-Jr.	Baltimore, Maryland	10.1 ppg, 2.2 rpg, 0.9 spg
F	1	Jae'Sean Tate	6-4	230	Jr.	Pickerington, Ohio	13.9 ppg, 6.3 rpg, 1.7 apg
F	2	Marc Loving	6-8	220	Sr.	Toledo, Ohio	11.5 ppg, 5.1 rpg, 1.9 apg
C	32	Trevor Thompson	7-0	250	Jr.	Indianapolis, Indiana	11.0 ppg, 9.3 rpg, 1.9 bpg

Head Coach: Thad Matta (Butler, 1990); 13th Season at Ohio State (333-116); 17th Season Overall (435-147)

#### Iowa Hawkeyes

Pos.	No.	Name	Ht.	Wt.	Yr.	Hometown	Statistical Summary
G	3	Jordan Bohannon	6-0	182	Fr.	Marion, Iowa	8.7 ppg, 2.3 rpg, 4.9 apg
G	4	Isaiah Moss	6-5	205	RS-Fr.	Chicago, Illinois	6.8 ppg, 1.6 rpg, 0.7 apg
G	14	Peter Jok	6-6	205	Sr.	West Des Moines, Iowa	21.0 ppg, 5.9 rpg, 2.3 apg
F	5	Tyler Cook	6-9	253	Fr.	St. Louis, Missouri	11.9 ppg, 5.1 rpg, 1.0 apg
F	35	Cordell Pemsil	6-8	249	Fr.	Dubuque, Iowa	9.1 ppg, 5.0 rpg, 0.9 apg

Head Coach: Fran McCaffery (Penn, 1979); Seventh Season at Iowa (129-96); 21st Season Overall (380-273)

### GAME #22 STORYLINES

- Saturday is a "Blackout" at Carver-Hawkeye Arena. Fans are encouraged to wear black clothing for the contest against Ohio State. The first 1,000 UI students in attendance will receive an exclusive Blackout T-shirt.
- Saturday will be the 157th meeting between Iowa and Ohio State in men's basketball. The all-time series is tied, 78-78. The last six meetings between the Hawkeyes and Buckeyes, dating back to 2013, have each been decided by 10 points or less.
- Both Iowa and Ohio State's coaching staffs will be wearing sneakers with their dress attire on the sidelines on Saturday to help raise cancer awareness for Coaches vs. Cancer.
- Iowa's lineup of four freshmen (one redshirt) and one senior is its youngest consistent lineup in program history. Iowa's 1943-44 squad started three freshmen, one sophomore, and one senior.
- Four of Iowa's last seven games were decided by six points or less, including two three-point contests decided in overtime.
- Nicholas Baer is the only reserve in the Big Ten with 145+ points, 125+ rebounds, 25+ steals, and 25+ blocked shots this season.
- Iowa is 6-0 when allowing 70 points or fewer and 4-0 when committing 12 turnovers or less.
- Peter Jok has scored 25+ points eight times this year, a total that ties for the sixth most nationally. Jok ranks 19th in country -- fourth among players from Power 5 conferences -- in scoring per game (21.0). He also ranks 10th nationally in free throw accuracy (.915) and 45th in 3-pointers made (2.9).
- Peter Jok, the Big Ten's leading scorer, is currently averaging 21.0 points per game, including 18.4 per contest in conference play. The last Big Ten player to average at least 21 points per game was Minnesota's Kris Humphries (21.7) in the 2003-04 campaign.
- After missing 16 games recovering from a fractured wrist, senior Dale Jones returned to limited action against Maryland on Jan. 19 and at Illinois on Jan. 25.
- Peter Jok is the first Big Ten player with four 30-point games before the month of February since Michigan's Louis Bullock in 1998-99. Additionally, Jok is the first Hawkeye with four 30-point games in a season since Adam Haluska had five in 2006-07.
- Three of Iowa's top four scorers this season are true freshmen. Tyler Cook is second (11.9), followed by Cordell Pemsil (9.1), and Jordan Bohannon (8.7).
- Peter Jok ranks 19th in Iowa career scoring with 1,311 points. The Hawkeye senior is 32 points from surpassing James Moses for 18th place.

### 2016-17 SCHEDULE/RESULTS

Date	Opponent (TV)	Time
Nov. 11	Kennesaw State	W, 91-74
Nov. 13	Savannah State	W, 116-84
Nov. 17	Seton Hall ^	L, 83-91
Nov. 20	UT Rio Grande Valley	W, 95-67
Nov. 25	vs. #6/7 Virginia #	L, 41-74
Nov. 26	vs. Memphis #	L, 92-100
Nov. 29	at Notre Dame %	L, 78-92
Dec. 3	Omaha	L, 89-98
Dec. 5	Stetson	W, 95-68
Dec. 8	#25/25 Iowa State +	W, 78-64
Dec. 17	vs. Northern Iowa *	W, 69-46
Dec. 20	North Dakota	W, 84-73
Dec. 22	Delaware State	W, 89-57
Dec. 28	at #15/15 Purdue	L, 67-89
Jan. 1	Michigan	W, 86-83 (OT)
Jan. 5	at Nebraska	L, 90-93 (2OT)
Jan. 8	Rutgers	W, 68-62
Jan. 12	#17/19 Purdue	W, 83-78
Jan. 15	at Northwestern	L, 54-89
Jan. 19	#25/25 Maryland	L, 76-84
Jan. 25	at Illinois	L, 64-76
Jan. 28	<b>Ohio State (ESPN2)</b>	<b>7:05 p.m.</b>
Jan. 31	at Rutgers (BTN)	6 p.m.
Feb. 5	Nebraska (BTN)	1 p.m.
Feb. 8	at Minnesota (BTN)	8 p.m.
Feb. 11	at Michigan State (BTN)	5 p.m.
Feb. 18	Illinois (BTN)	1 p.m.
Feb. 21	Indiana (ESPN/2)	8 p.m.
Feb. 25	at Maryland (ESPN/2)	TBD
March 2	at Wisconsin (ESPN/2)	8 p.m.
March 5	Penn State (BTN)	noon

all times listed are central

^ -- Gavitt Games

# -- Emerald Coast Classic - Niceville, Florida

% -- ACC/Big Ten Challenge

+ -- Iowa Corn Cy-Hawk Series

\* -- The Hy-Vee Classic - Des Moines, Iowa

### PRONUNCIATION GUIDE

Kirk Speraw.....	SPEAR-awe
Nicholas Baer.....	BAYER
Maishe Dailey.....	MAY-she
Ryan Kriener.....	KREEN-ir
Peter Jok.....	JOCK
Cordell Pemsil.....	PEM-sul
Dom Uhl.....	YULE

### MULTIMEDIA GAME INFORMATION

#### TELEVISION

##### • ESPN2

Dave Flemming (PxP)  
Dan Dakich (analyst)

#### MOBILE APPS/ONLINE

##### • WATCHESPN

#### RADIO

##### • Hawkeye Radio Network • Sirius 84 / XM 84

Gary Dolphin (PxP)  
Bob Hansen (analyst)

#### LIVE STATISTICS

##### • StatBroadcast

hawkeyesports.com

## INSIDE THE NUMBERS

	IOWA	OSU
Scoring Average	80.4	73.5
Scoring Defense	78.2	67.5
Scoring Margin	+2.1	+6.0
FG%	.451	.466
FG% Defense	.437	.400
FT%	.684	.668
3-PT FG%	.350	.338
3-PT FG% Defense	.370	.337
Rebound Margin	+0.8	+2.7
Assists Per Game	16.9	14.0
Turnovers Per Game	14.0	13.1
Steals Per Game	7.0	5.4
Blocks Per Game	4.1	2.9

## MISCELLANEOUS STATS

### Double-Figure Scoring Games...

Player	13-14	14-15	15-16	16-17	Career
Peter Jok	7	11	26	20	64
Cordell Pems	---	---	---	10	10
Nicholas Baer	---	---	5	5	10
Dom Uhl	---	1	7	1	9
Tyler Cook	---	---	---	9	9
Jordan Bohannon	---	---	---	6	6
Brady Ellingson	---	---	1	4	5
Isaiah Moss	---	---	---	5	5
Ahmad Wagner	---	---	1	4	5
Ryan Kriener	---	---	---	1	1
Dale Jones	---	---	1	---	1

### 20-Point Scoring Games...

Player	13-14	14-15	15-16	16-17	Career
Peter Jok	---	---	11	10	21
Jordan Bohannon	---	---	---	2	2
Brady Ellingson	---	---	1	1	2
Tyler Cook	---	---	---	1	1
Isaiah Moss	---	---	---	1	1

### Double-Figure Rebounding Games...

Player	13-14	14-15	15-16	16-17	Career
Nicholas Baer	---	---	---	4	4
Peter Jok	---	---	---	3	3
Dom Uhl	---	---	1	1	2
Tyler Cook	---	---	---	1	1
Cordell Pems	---	---	---	1	1

### Double-Doubles...

Player	13-14	14-15	15-16	16-17	Career
Peter Jok	---	---	---	3	3
Dom Uhl	---	---	1	---	1
Nicholas Baer	---	---	---	1	1

### 4+ Three-Pointer Games...

Player	13-14	14-15	15-16	16-17	Career
Peter Jok	---	1	9	7	17
Jordan Bohannon	---	---	---	2	2
Dale Jones	---	---	1	---	1
Nicholas Baer	---	---	1	---	1
Brady Ellingson	---	---	---	1	1
Isaiah Moss	---	---	---	1	1

### 5+ Assists Games...

Player	13-14	14-15	15-16	16-17	Career
Jordan Bohannon	---	---	---	12	12
Peter Jok	---	---	---	2	2
Isaiah Moss	---	---	---	1	1
Christian Williams	---	---	---	1	1
Nicholas Baer	---	---	---	1	1
Ahmad Wagner	---	---	---	1	1

### 3+ Steals Games...

Player	13-14	14-15	15-16	16-17	Career
Peter Jok	---	2	5	2	9
Nicholas Baer	---	---	---	5	5
Christian Williams	---	---	---	1	2
Dom Uhl	---	---	1	---	1
Ahmad Wagner	---	---	1	---	1
Cordell Pems	---	---	---	1	1
Jordan Bohannon	---	---	---	1	1

### 3+ Blocks Games...

Player	13-14	14-15	15-16	16-17	Career
Nicholas Baer	---	---	1	3	4
Dom Uhl	---	---	1	1	2
Ahmad Wagner	---	---	---	1	1
Ryan Kriener	---	---	---	1	1
Cordell Pems	---	---	---	1	1

## 2016-17 MARGIN OF VICTORY/DEFEAT

Points	1	2	3	4	5	6	7	8	9	10+	15+	20+
Wins	0	0	1	0	1	1	0	0	0	2	1	5
Losses	0	0	1	0	0	0	0	2	1	2	0	3

### THE SETTING

Iowa (11-10, 3-5) returns home to host Ohio State (13-8, 3-5) on Saturday. Tipoff is slated for 7:05 p.m. (CT) on Mediacom Court at Carver-Hawkeye Arena. Tickets are available for \$33 for adults, and \$20 for youth/UI students. Saturday will be the only regular season meeting between Iowa and Ohio State.

Iowa and Ohio State are in a six-way tie for eighth place in the Big Ten standings.

### ON THE AIR

**Radio:** Iowa games are broadcast on the Hawkeye Radio Network. Gary Dolphin handles the play-by-play, while Bob Hansen provides expert analysis. The network includes more than 40 stations that blanket the state of Iowa and portions of Illinois, Nebraska, Minnesota, Missouri, and Wisconsin. The Hawkeye Radio Network coverage includes a 60-minute pregame show.

**TV:** Dave Flemming and Dan Dakich will call the action Tuesday on ESPN2 (WATCHESPN).

### COACHES VS. CANCER SUITS & SNEAKERS

Coach McCaffery and his staff will wear Nikes on the sidelines during Saturday night's game against Ohio State. They are joining coaches from across the country who are trading in dress shoes for sneakers as part of the annual Coaches vs. Cancer Suits & Sneakers Week. Coaches vs. Cancer is a collaboration between the American Cancer Society and National Association of Basketball Coaches. The program empowers coaches, their teams and communities to join the fight against cancer by participating in awareness efforts, advocacy programs, and fundraising activities.

### HAWKEYES FALL AT ILLINOIS, 76-64

Illinois sprinted out to a 10-0 advantage and never looked back en route to a 76-64 win over Iowa Wednesday evening at the State Farm Center in Champaign, Illinois.

- Iowa's bench scored 40 of its 64 points, led by Ahmad Wagner and Nicholas Baer each netting a team-best 12 points. The 12 points matched a season high for Baer, while Wagner tied a career high.
- In addition to leading the squad in scoring, Baer paced the team in rebounding (7) and blocked shots (2).
- Both teams made 26 field goals, but Illinois outscored Iowa, 15-7, at the free throw line and made nine 3-pointers compared to the Hawkeyes' five.
- Illinois snapped Iowa's two-game win streak at the State Farm Center with the victory.
- Four Illini scored in double figures: Michael Finke (17), Maverick Morgan (12), Malcolm Hill (11), and Leron Black (10).

## 2016-17 IOWA HAWKEYES ROSTER

No.	Name	Pos.	Ht.	Wt.	Yr.	Hometown (High School/College)
0	Ahmad Wagner	F	6-7	235	So.	Yellow Springs, Ohio (Wayne)
1	Maishe Dailey	G	6-6	183	Fr.	Beachwood, Ohio (Beachwood)
3	Jordan Bohannon	G	6-0	182	Fr.	Marion, Iowa (Linn-Mar)
4	Isaiah Moss	G	6-5	205	Fr. <sup>^</sup>	Chicago, Ill. (Simeon)
5	Tyler Cook	F	6-9	253	Fr.	St. Louis, Mo. (Chaminade Prep)
10	Christian Williams	G	6-5	200	So.	Decatur, Ill. (St. Teresa)
11	Charlie Rose	G	6-4	185	Jr.	Elmhurst, Ill. (York Community)
14	Peter Jok	G	6-6	205	Sr.	West Des Moines, Iowa (Valley)
15	Ryan Kriener	F	6-9	247	Fr.	Spirit Lake, Iowa (Spirit Lake)
20	Riley Till	F	6-6	192	Fr.	Dubuque, Iowa (Wahlert)
23	Dale Jones	F	6-7	227	Sr.	Waterloo, Iowa (Waterloo West/Tyler JC, Texas)
24	Brady Ellingson	G	6-4	193	So. <sup>^</sup>	Menomonee Falls, Wis. (Hamilton)
25	Dom Uhl	F	6-9	217	Jr.	Frankfurt, Germany (Point Pleasant Beach, N.J.)
35	Cordell Pems	F	6-8	249	Fr.	Dubuque, Iowa (Wahlert)
51	Nicholas Baer	F	6-7	200	So. <sup>^</sup>	Bettendorf, Iowa (Bettendorf)

**Head Coach:** Fran McCaffery

**Assistant Coaches:** Kirk Speraw, Sherman Dillard, Andrew Francis

## HEAD COACH FRAN McCAFFERY

Fran McCaffery, who is signed through the 2020 season, is in his seventh season as the head basketball coach at the University of Iowa and his 20th year overall as a college head coach. McCaffery has reached the 20-win plateau eight of the last 10 seasons, including the last four years.

McCaffery spent five seasons (2005-10) as the head coach at Siena, six years at UNC-Greensboro (1999-2005) and three seasons at Lehigh (1985-88) before joining the Hawkeyes.

McCaffery has three decades of Division I coaching experience. He completed his 34th season as a collegiate coach in 2016, which includes 20 years as a head coach and 14 as an assistant. McCaffery is one of 12 coaches to lead four different Division I teams to the NCAA Tournament.

McCaffery, 57, holds a career mark of 380-273 (.582) and guided his teams to 10 postseason appearances (seven NCAA and three NIT). He is 129-96 (.573) at Iowa. McCaffery has led Iowa to NCAA Tournament victories in each of the past two seasons, the first time Hawkeye teams have won tournament games in consecutive seasons since 1996-97.

Since taking over the Iowa program in 2010, the Hawkeyes have earned five postseason tournament berths (3 NCAA, 2 NIT). McCaffery coached Iowa to 25 victories in 2013, equaling the second-most win total in program history. McCaffery has guided five different Hawkeyes to all-conference honors, including three straight first team honorees. The last time Iowa had three consecutive first-team all-league honorees was 1946-48.

McCaffery has posted upper division finishes in each of the past four seasons at Iowa and 16 of 20 seasons as a head coach. He has posted 20 wins or more eight of the last 10 seasons, including the last four at Iowa (2013, 2014, 2015, and 2016).

McCaffery and the Hawkeyes have made Carver-Hawkeye Arena one of the most feared arenas to play nationally. Fans have embraced McCaffery and his team's style of play with attendance increasing by more than 50 percent since 2010. The Hawkeyes boast a 58-12 home record the last four seasons, which includes a school-record 18 wins in 2014.

McCaffery's five years at Siena were the best in its 70-year history. He led the Saints on an incredible run that ended with three straight Metro Atlantic Athletic Conference championships and NCAA Tournament appearances. In so doing, Siena became the only program in the country to win its regular season and postseason title 2008-10.

McCaffery's Saints owned a 112-51 (.687) record in his five years with the program. He guided the Saints to four consecutive 20-win seasons.

The 2009 MAAC Coach of the Year and 2010 District I Coach of the Year is the third winningest coach, by percentage, in league history (.682, .756). He is the only coach to guide a MAAC program to two NCAA Tournament wins. McCaffery led his 2008 and 2009 teams to first round NCAA Tournament victories over Vanderbilt and Ohio State, respectively.

In his final two seasons at Siena, he coached the Saints to back-to-back 27-win campaigns and boasted a combined 39-3 (.929) record against MAAC opponents, which included MAAC Tournament contests.

McCaffery began his coaching career as an assistant at Penn (1982-83) and Lehigh (1983-85). After three seasons as head coach at Lehigh, he spent 11 seasons as an assistant at Notre Dame (1988-99).

McCaffery played basketball at Wake Forest his freshman year (1977-78) and then concluded his collegiate playing career at Penn his final three seasons (1979-82).

He earned his B.S. degree in Economics from The Wharton School (Penn) in 1982. McCaffery also earned a Master of Education from Lehigh in 1985.

### COACHING HONORS

NABC District I Coach of the Year, 2009-10  
MAAC Coach of the Year, 2008-09

### HEAD COACHING EXPERIENCE

Lehigh (1985-88): .....49-39 (.557); 8-6 (.571) League  
UNC-Greensboro (1999-05).....90-87 (.508); 49-47 (.510) League  
Siena (2005-10) .....112-51 (.687); 68-22 (.756) League  
Iowa (2010-present):.....129-96 (.573); 45-53 (.459) League



## THE McCAFFERY FILE

**Born:** May 23, 1959  
**Hometown:** Philadelphia, Pa.  
**High School:** LaSalle, 1977  
**College:** B.S. in Economics, The Wharton School (Penn), 1982  
Master of Education, Lehigh, 1985  
**Family:** Wife, Margaret  
Sons, Connor, Patrick and Jonathan Francis  
Daughter, Marit Katherine  
Brother, Jack (sportswriter in Philadelphia area)

### Coaching Honors

MAAC Coach of the Year, 2009  
NABC District I Coach of the Year, 2009-10

### Coaching History (30 years)

1982-83 Assistant Coach, Penn  
1983-85 Assistant Coach, Lehigh  
1985-88 Head Coach, Lehigh  
1988-99 Assistant Coach, Notre Dame  
1999-05 Head Coach, UNC-Greensboro  
2005-10 Head Coach, Siena  
2010-present Head Coach, University of Iowa

### Coaching Chart

Overall (21 seasons): 380-273 (.582)  
At Iowa (seven seasons): 129-96 (.573)  
At Siena (five seasons): 112-51 (.688)  
At UNCG (six seasons): 90-87 (.508)  
At Lehigh (three seasons): 49-40 (.551)  
NCAA Tournament (eight appearances\*): 4-8  
NIT (three appearances): 5-3

*\*McCaffery is the first coach to bring three different programs from one-bid leagues to the NCAA Tournament (conferences that sent just one team the year his program advanced).*

### McCaffery in Postseason Play

1988 NCAA Tournament -- Lehigh  
1989 NCAA Tournament -- Notre Dame  
1990 NCAA Tournament -- Notre Dame  
1992 NIT -- Notre Dame  
1997 NIT -- Notre Dame  
2001 NCAA Tournament -- UNC-Greensboro  
2002 NIT -- UNC-Greensboro  
2008 NCAA Tournament -- Siena  
2009 NCAA Tournament -- Siena  
2010 NCAA Tournament -- Siena  
2012 NIT -- Iowa  
2013 NIT -- Iowa  
2014 NCAA Tournament -- Iowa  
2015 NCAA Tournament -- Iowa  
2016 NCAA Tournament -- Iowa

### Playing Experience

Wake Forest, 1977-78  
Penn, 1979-82

## 2016-17 BIG Standings/Schedule

Team	Big Ten	Pct.	Overall	Pct.
Maryland	6-1	.857	18-2	.900
Wisconsin	6-1	.857	17-3	.850
Purdue	6-2	.750	17-4	.810
Northwestern	6-2	.750	17-4	.810
Michigan State	4-4	.500	12-9	.571
Indiana	4-4	.500	14-7	.667
Michigan	4-4	.500	14-7	.667
Minnesota	3-5	.375	15-6	.714
Illinois	3-5	.375	13-8	.619
Ohio State	3-5	.375	13-8	.619
<b>IOWA</b>	<b>3-5</b>	<b>.375</b>	<b>11-10</b>	<b>.524</b>
Penn State	3-5	.375	11-10	.524
Nebraska	3-5	.375	9-11	.450
Rutgers	1-7	.125	12-9	.571

### Saturday, Jan. 28

Wisconsin vs. Rutgers, 11 a.m. (MSG - New York)

Maryland at Minnesota, 1:15 p.m.

Illinois at Penn State, 3:30 p.m.

**Ohio State at IOWA, 7:05 p.m.**

### Sunday, Jan. 29

Michigan at Michigan State, 12 p.m.

Purdue at Nebraska, 3:30 p.m.

Indiana at Northwestern, 5:30 p.m.

### Tuesday, Jan. 31

Maryland at Ohio State, 6 p.m.

**IOWA at Rutgers, 6 p.m.**

Wisconsin at Illinois, 8 p.m.

### Wednesday, Feb. 1

Penn State at Indiana, 5:30 p.m.

Northwestern at Purdue, 7:30 p.m.

All times are central

## National Rankings

### AP Poll

Jan. 23

- Villanova
- Kansas
- Gonzaga
- Kentucky
- Baylor
- Florida State
- Arizona
- UCLA
- North Carolina
- Oregon
- Butler
- Virginia
- Louisville
- Notre Dame
- Wisconsin
- Creighton
- Duke
- West Virginia
- Cincinnati
- Purdue
- Saint Mary's
- Maryland
- South Carolina
- Xavier
- Florida

### USA Today Poll

Jan. 23

- Kansas
- Villanova
- Gonzaga
- Kentucky
- Baylor
- North Carolina
- UCLA
- Florida State
- Arizona
- Oregon
- Butler
- Notre Dame
- Virginia
- Louisville
- Wisconsin
- Creighton
- Duke
- West Virginia
- Cincinnati
- Purdue
- Saint Mary's
- Xavier
- Maryland
- South Carolina
- Florida

## 2016-17 Captains

Iowa captains are seniors Peter Jok and Dale Jones.

### SCOUTING OHIO STATE

- Ohio State enters Saturday's game 67th in the RPI. After starting conference play 0-4, the Buckeyes have won three of their last four contests.
- The Buckeyes played three of their last four games at home, where they are 11-3. Away from Columbus, Ohio State is 2-5, including an 0-1 mark on a neutral court. Ohio State won its last road game, 74-73, at Nebraska on Jan. 18.
- Ohio State has played 12 games decided by six points or less this season, including its last four games (3-1).
- All five Buckeye starters average double figures in scoring, led by Jae-Sean Tate's 13.9 points per game, followed by JaQuan Lyle (12.3), Marc Loving (11.5), Trevor Thompson (11.0), and Kam Williams (10.1).
- Ohio State has two players who have made 30 or more 3-pointers: Kam Williams (35-of-92, .380) and Marc Loving (33-of-92, .359).
- Ohio State won its last game, 78-72, over Minnesota Wednesday night in Columbus. The Buckeyes outscored the Golden Gophers, 23-14, at the free throw line. Marc Loving and Trevor Thompson each netted 19 points to lead the Buckeyes. Thompson also pulled down 10 boards to register his seventh double-double of the season of 10th of his career. Ohio State is 5-2 this season when Thompson posts a double-double.
- Junior forward Keita Bates-Diop will miss the remainder of the season due to injury after playing in nine games. Bates-Diop was averaging 9.7 points and 5.2 rebounds prior to being sidelined.
- Ohio State ranks 27th nationally in defensive rebounds per game (28.14) and 36th in field goal percentage defense (40.0). Individually, Trevor Thompson ranks 41st in the country in rebounds per contest (9.3), 48th in blocked shots per game (1.86), and 54th in double-doubles (7), while JaQuan Lyle is 52nd in assists per game (5.2).
- Thad Matta is in his 13th season as head coach of Ohio State (333-116, .742). Matta has guided the Buckeyes to five Big Ten regular season championships during his tenure.

### ALL-TIME SERIES RECORDS

The all-time series is tied, 78-78. Twenty-four of the last 33 meetings, including the last six, have been decided by 10 points or less, with 13 decisions by five points or less.

Iowa holds a 48-27 overall advantage in Iowa City and an 18-12 record versus the Buckeyes in Carver-Hawkeye Arena. The Hawkeyes snapped a five-game home losing skid to Ohio State the last time the Buckeyes visited Iowa City on Jan. 17, 2015 (76-67).

### LAST MEETING

- Ohio State outscored Iowa, 12-2, over the last four minutes of the game to post a 69-64 victory over Iowa on Feb. 28, 2016 in Columbus, Ohio, in the only regular season meeting between the two teams.
- Three Hawkeyes netted double figures: Mike Gesell (16), Jarrod Uthoff (16), and Peter Jok (12).
- Iowa was held to a season-low 3-of-12 (.250) shooting from 3-point range. Ohio State was 5-of-18 (.278) from long distance.
- Ohio State blocked six shots, including Mike Gesell's game-tying layup attempt in the final seconds. For the first time in 95 games, Iowa did not register at least one block.
- Three Buckeyes scored in double figures: Marc Loving (25), Keita Bates-Diop (19), and Kam Williams (11).

### ROOKIE FLOOR GENERAL

After having two veteran point guards graduate last spring (Mike Gesell and Anthony Clemmons), Jordan Bohannon has done a fantastic job directing the Hawkeye offense as a freshman. Bohannon ranks first on the team in assists (4.9), second in minutes played (28.0), free throw accuracy (.893) and 3-pointers made (41), and fourth in scoring (8.7). He has netted 17 or more points in four games and led the squad in assists a team-best 16 times. His 2.56 assist-to-turnover ratio in league play ties for sixth.

Bohannon netted 12 of his 17 points in the second half and overtime in Iowa's triumph over Michigan on New Year's Day. He also had six assists and no turnovers. The native of Marion, Iowa, nearly had his first double-double versus No. 17/19 Purdue on Jan. 12, with 12 points and a personal-best nine assists.

### **PEMSL MAKING THE MOST OF HIGH PERCENTAGE SHOTS**

Freshman Cordell Pemsal has had a great start to his collegiate career. The native of Dubuque, Iowa, has started 14 games, while coming off the bench seven times. In 21 total games, Pemsal has scored in double digits 10 times and is averaging 9.1 points and five rebounds, while shooting 62.5 percent (75-of-120) from the field, which is second best in the league. He has scored in double figures in eight of the 14 starts.

### **PETER JOK SCORCHING THE NETS**

After averaging 7.0 points per game as a sophomore, Peter Jok averaged 16.1 points last year as a junior (+9.1), and is averaging a Big Ten-best 21 points this season as a senior (+4.9). The +9.1 improvement last year was tops among Big Ten players.

Jok was named to the preseason All-Big Ten first team, while also being named to the Jerry West Shooting Guard of the Year Award, Naismith Trophy and John Wooden Award watch lists, and a candidate for the Senior CLASS Award. Jok scorched the nets for 42 points against Memphis and 33 against Omaha on Dec. 3. Jok nearly had a triple-double against Stetson (15 points, 8 rebounds, 7 assists) and a double-double against No. 25/25 Iowa State (23 points and nine rebounds).

Jok, who has led the Hawkeyes in scoring each of the last six games, has been recognized as the Big Ten Player of the Week twice this season (Nov. 21 and Dec. 12). He averaged 28.5 points, six rebounds, two steals, and two assists against Seton Hall and UTRGV for the Nov. 21 award. Jok averaged a team-best 19 points, 8.5 rebounds, and five assists in contests versus Stetson and No. 25 Iowa State for the Dec. 12 distinction.

Jok, who scored career point No. 1,000 against Memphis, made his first 24 free throw attempts this season before misfiring on his first attempt at Notre Dame. Jok has had free throw streaks of 27 and 26 the last two seasons. The school record for consecutive free throws made is 34 set by Chris Street (Jan. 2-Jan. 16, 1993).

Jok ranks 19th nationally in points per game (21.0), 10th in free throw accuracy (.915), and 45th in 3-pointers per contest (2.9). His 21.0 scoring average is fourth among players from Power 5 conferences. Jok has scored 25 points or more eight times this year, which ties for sixth nationally.

Jok has made 193 career 3-pointers, which are the seventh most in program history. He is only one triple from surpassing Brody Boyd (2001-04) for sixth place with 193.

### **IOWA SIGNS 2 PREP STANDOUTS**

Luka Garza and Jack Nunge have signed a National Letter of Intent to attend the University of Iowa in 2017.

Garza is a 6-foot-11, 240-pound forward from Maret School in Washington, D.C. Garza is a two-time first team All-DC, all-conference and second team Washington Post All-Met honoree. He scored more than 1,000 points and grabbed over 600 rebounds his first three years. Garza averaged 25.5 points, 12.6 rebounds, and 2.6 blocks as a junior, and 19.8 points and 9.8 rebounds his sophomore campaign. He helped Maret earn back-to-back conference championships (22-8 in 2014 and 22-5 in 2015). He was recognized as the 2014-15 Washington Post All-Met Most Improved Player. Garza averaged 11.3 points (54% FG, 36% 3-pt FG) and 6.5 rebounds last year in the EYBL.

Nunge is also 6-foot-11 and weighs 220 pounds. He hails from Newburgh, Indiana and attends Castle High School. Nunge earned first-team All-SIAC, IBCA Supreme 15 Underclassmen, and Indiana All Star-Core 6 honors following his junior campaign. He posted a team-best 18 double-doubles, and averaged 19.3 points (FG%: 57%, 3-pt FG%: 43%, FT%: 81%), 11.4 rebounds, and 3.7 blocks per game his junior season. He was named team Most Valuable Player in 2016. A two-time team captain, he tallied 35 points and 25 rebounds against Bosse High School, and 35 points and 22 rebounds versus Harrison High School his junior season. Nunge also excels in the classroom, boasting a 3.97 grade point average, ranks 20th in his class, and earned the Scholastic "C" Award. He is a member of the National Honor Society and Student Council. He played with the Pocket City AAU basketball team.

### **RECENT GRADUATES PLAYING PROFESSIONAL BASKETBALL**

A number of recent Iowa basketball graduates are playing professionally: Melsahn Basabe (Greece), Anthony Clemmons (Austria), Mike Gesell (Denmark), Jarryd Cole (France), Matt Gatens (NBA D-League: Iowa Energy -- injured), Devyn Marble (Italy), Gabriel Olaseni (Italy), Darius Stokes (Australia), Jarrod Uthoff (NBA D-League: Raptors 905), Aaron White (Russia), and Adam Woodbury (NBA D-League: Fort Wayne Mad Ants).

### **LAST FIVE GAMES STATISTICS**

#	Player	gp-gs	min	avg	Total			3-Point			F-Throw		Rebounds				pf	dq	a	to	blk	stl	pts	avg
					fg-fga	fg%	3fg-fga	3fg%	ft-fga	ft%	off	def	tot	avg										
14	Jok, Peter	5-5	149	29.8	27-67	.403	9-34	.265	12-13	.923	6	20	26	5.2	9	0	14	14	1	7	75	15.0		
05	Cook, Tyler	5-5	120	24.0	14-36	.389	0-0	.000	19-28	.679	11	12	23	4.6	9	0	5	13	1	3	47	9.4		
03	Bohannon, Jordan	5-5	155	31.0	13-42	.310	8-29	.276	6-6	1.000	1	8	9	1.8	9	0	28	13	0	7	40	8.0		
15	Kriener, Ryan	4-0	56	14.0	13-23	.565	1-3	.333	1-2	.500	4	9	13	3.3	10	0	1	3	0	1	28	7.0		
35	Pemsal, Cordell	5-5	93	18.6	14-28	.500	0-0	.000	6-15	.400	8	11	19	3.8	12	0	2	7	6	2	34	6.8		
00	Wagner, Ahmad	5-0	62	12.4	12-18	.667	0-0	.000	8-15	.533	8	4	12	2.4	11	0	11	2	1	2	32	6.4		
51	Baer, Nicholas	5-0	122	24.4	12-26	.462	5-14	.357	2-5	.400	11	18	29	5.8	10	0	7	4	5	8	31	6.2		
25	Uhl, Dom	3-0	59	19.7	4-10	.400	2-5	.400	5-8	.625	3	10	13	4.3	1	0	2	3	6	0	15	5.0		
04	Moss, Isaiah	5-5	71	14.2	8-20	.400	2-7	.286	2-2	1.000	1	2	3	0.6	2	0	1	6	0	1	20	4.0		
10	Williams, Christian	5-0	51	10.2	7-16	.438	0-1	.000	2-8	.250	4	4	8	1.6	3	0	3	6	0	6	16	3.2		
01	Dailey, Maishe	1-0	6	6.0	1-2	.500	0-1	.000	0-0	.000	0	1	1	1.0	0	0	1	0	0	0	2	2.0		
24	Ellingson, Brady	5-0	52	10.4	1-9	.111	1-6	.167	2-2	1.000	1	3	4	0.8	2	0	5	0	0	1	5	1.0		
23	Jones, Dale	2-0	4	2.0	0-2	.000	0-2	.000	0-0	.000	0	2	2	1.0	0	0	0	0	0	0	0	0.0		
Team											4	5	9											
Total.....		5	1000		126-299	.421	28-102	.275	65-104	.625	62	109	171	34.2	78	0	80	71	20	38	345	69.0		
Opponents.....		5	1000		144-299	.482	46-109	.422	55-75	.733	56	130	186	37.2	96	2	101	73	14	47	389	77.8		

## IOWA IN BIG TEN STATISTICS

Category	All Games		Conf Only		NCAA	
	Stat	Rank	Stat	Rank	Stat	Rank
Steals	7.0	T-3rd	7.1	4th	7.0	99th
Scoring Offense	80.4	3rd	73.5	6th	80.4	45th
Assists	16.9	4th	15.3	4th	16.9	24th
3-Pt. FG Per Game	8.2	T-5th	6.5	10th	8.2	107th
Turnover Margin	0.0	7th	-0.5	9th	0.0	179th
Assist/TO Ratio	1.2	7th	1.1	8th	1.2	75th
Field Goal %	.451	8th	.426	11th	.451	140th
3-Pt. Field Goal %	.350	10th	.311	13th	.350	107th
Blocked Shots	4.1	10th	4.0	10th	4.1	95th
Free Throw %	.684	10th	.671	9th	.684	209th
Scoring Margin	+2.2	11th	-8.3	13th	+2.2	164th
Rebound Margin	+0.8	11th	-0.6	9th	+0.8	177th
FG% Defense	.437	12th	.478	12th	.437	187th
3-PT FG Defense	.370	12th	.408	10th	.370	281st
Scoring Defense	78.2	14th	81.8	14th	78.2	299th

Category	Player	All Games		NCAA	
		Stat	Rank	Stat	Rank
FG%	Cordell Pemsil	.625	2nd	.625	26th
Rebounding	Nicholas Baer	6.1	15th	6.1	---
	Peter Jok	5.9	T-16th	5.9	---
Scoring	Peter Jok	21.0	1st	21.0	19th
Assists	Jordan Bohannon	4.9	5th	4.9	69th
Steals	Nicholas Baer	1.4	T-8th	1.4	236th
3-pointers	Peter Jok	2.9	T-2nd	2.9	45th
	Jordan Bohannon	2.0	13th	2.0	---
FT%	Peter Jok	.915	1st	.915	10th
Blocked Shots	Nicholas Baer	1.3	T-9th	1.3	146th
Assist/TO Ratio	Jordan Bohannon	2.1	T-9th	2.1	99th

### NOT YOUR AVERAGE BAER

Sophomore Nicholas Baer ranks first on the squad in blocks (1.3), steals (1.4) and rebounding (6.1), and is tied for third in assists (1.8). His is the only reserve in the Big Ten with 145+ points, 125+ rebounds, 25+ steals, and 25+ blocked shots this season. Baer is tied for eighth in the Big Ten in steals (1.5) and ninth in blocked shots (1.3).

The native of Bettendorf, Iowa, has led the team in steals six times this year, being credited with three steals or more in a game a team-best five times.

Baer posted his first career double-double in Iowa's win over Northern Iowa on Dec. 17, with 11 points and a game-high 11 rebounds. He has pulled down 10 or more rebounds in two of his last five games (11 at Nebraska and 10 versus No. 17/19 Purdue).

### KRIENER MAKING MOST OF OPPORTUNITY

Iowa got six crucial points against nationally-ranked Purdue on Jan. 12, from freshman reserve Ryan Kriener. The skilled big man followed up that performance with a career night at Northwestern on Jan. 15, posting personal bests in scoring (14), minutes (22), and 3-pointers made (1). He had six rebounds, four points, one assist, and one steal versus Maryland on Jan. 19 and four points and three rebounds at Illinois on Wednesday night. Prior to the last four games, Kriener had only seen action in one other Big Ten game (at Purdue on Dec. 28). Kriener is shooting 55 percent (25-of-45) from the floor this season.

### A CLOSER LOOK AT IOWA'S FRESHMEN PRODUCTION

- For the first time in program history, Iowa has had four freshmen score at least 20 points in a game: Tyler Cook (24 vs. Seton Hall); Jordan Bohannon (23 at Notre Dame); Isaiah Moss (21 versus Stetson); Cordell Pemsil (21 versus Stetson).
- For the first time in school history, Iowa has had five freshmen reach double figures in scoring in a game: Tyler Cook, Jordan Bohannon, Cordell Pemsil, Ryan Kriener, and Isaiah Moss.
- Iowa freshmen have accumulated 57 combined starts this season, which ties for fourth most in program history. Iowa's 2013 freshmen class had 81 starts, followed by 2010 (62), and 2009 (59).

### NICHOLAS BAER PLAYED OVERSEAS IN AUGUST

Nicholas Baer averaged 8.5 points, 8.3 rebounds, and two steals in four games (3-1) overseas on the USA East Coast All-Star Team.

This marked the sixth consecutive year that a Hawkeye traveled overseas with the USA East Coast basketball team. In 2011, Matt Gatens and Bryce Cartwright traveled overseas; Zach McCabe went in 2012; Jarrod Uthoff was on the roster in 2013; Mike Gesell and Adam Woodbury competed in 2014; while Dom Uhl traveled with the team in 2015.

### HAWKEYE FASTBREAKS

- Ten of the 14 Big Ten teams have four or more losses in conference play entering this weekend's competition.
- Ryan Kriener became the 10th different Hawkeye to have reached double figures in a game this season after netting 14 at Northwestern on Jan. 15.
- Iowa is 58-11 when scoring 80 points or more, the last seven seasons. The Hawkeyes are 63-2 when holding opponents to fewer than 61 points, the last seven years.
- Iowa has scored 90 points or more six times this season.
- Peter Jok totaled 29 points, six rebounds, and a career-best eight assists vs. No. 17/19 Purdue on Jan. 12. Jok became just the third Big Ten player with at least 29 points, six rebounds, and eight assists in a game versus a ranked foe in the last 20 years (Minnesota's Nate Mason in 2017 and Denzel Valentine of Michigan State in 2016). Additionally, he is the first Hawkeye to post those numbers in any game since Adam Haluska had 31 points, nine assists, and nine rebounds vs. Coppin State in 2006.
- Peter Jok poured in 42 points against Memphis on Nov. 26. The 42 points are the most by a Hawkeye in 40 years and tie for the fourth most in a single-game in program history, tying Bruce King's 42 points against Pittsburgh in 1976.
- Jordan Bohannon was 7-of-15 from long distance at Notre Dame on Nov. 29; the 15 attempts tied Justin Jackson for the second most 3-point attempts in a single-game in Iowa history.
- After scoring in double figures once in 27 games last year, Brady Ellingson has netted double digits four times this season.
- Peter Jok tied a Carver-Hawkeye Arena record against Omaha, making all 12 free throw attempts. The perfect 12-of-12 mark tied Luke Recker (2001 vs. Kansas State), Val Barnes (1992 vs. Ohio State), and Roy Marble (1988 vs. Northern Iowa).
- Iowa played in back-to-back overtime games (Michigan and Nebraska) for the first time since Dec. 25 and Dec. 27, 1984.
- Iowa surpassed the century mark for the 97th time in program history with a 116-84 win over Savannah State on Nov. 13. The 116 points equal the seventh most points in a game in school history and are the most points by a Big Ten team this season.
- Iowa posted school records in 3-pointers made (18) and attempted (43) in its victory over Savannah State on Nov. 13.

## UI ATHLETIC COMMUNICATIONS

S300 Carver-Hawkeye Arena, Iowa City, IA 52242  
[hawkeyesports.com](http://hawkeyesports.com) • [hawkeyebasketball.com](http://hawkeyebasketball.com)

### MBB CONTACT: MATTHEW WEITZEL

office: 319-335-6590 • cell: 319-430-8176

email: [matthew-weitzel@hawkeyesports.com](mailto:matthew-weitzel@hawkeyesports.com)

Twitter: @BigWeitz

## UI IN THE RANKINGS

KenPom .....	96
Sagarin.....	78
BPI .....	119
RPI .....	113

## UI CAREER SCORING

12.	1,525	Andre Woolridge	1995-97
13.	1,522	Don Nelson	1960-62
14.	1,516	Greg Brunner	2003-06
15.	1,502	Jeff Horner	2003-06
16.	1,372	Ed Horton	1986-89
17.	1,361	Bruce Kling	1975-77
18.	1,343	James Moses	1989-92
19.	<b>1,311</b>	<b>Peter Jok</b>	<b>2013-</b>
20.	1,298	Jarrod Uthoff	2013-16
21.	1,248	Jeff Moe	1985-88
22.	1,230	Kenyon Murray	1993-96
23.	1,189	Kevin Boyle	1979-82
24.	1,188	Dave Gunther	1957-59
	1,188	Bill Logan	1954-56
26.	1,181	Val Barnes	1991-93
27.	1,176	Sam Williams	1967-68
28.	1,172	John Johnson	1969-70

## UI CAREER 3-POINT FGM

1.	262	Jeff Horner	2003-06
2.	239	Matt Gatens	2009-12
3.	226	Chris Kingsbury	1994-96
4.	214	Kent McCausland	1996-99
5.	212	Adam Haluska	2005-07
6.	193	Brody Boyd	2001-04
	<b>193</b>	<b>Peter Jok</b>	<b>2013-</b>

## UI CAREER 3-POINT FGA

1.	713	Jeff Horner	2003-06
2.	652	Matt Gatens	2009-12
3.	645	Chris Kingsbury	1994-96
4.	582	Adam Haluska	2005-07
5.	544	Brody Boyd	2001-04
6.	<b>509</b>	<b>Peter Jok</b>	<b>2013-</b>
7.	472	Kent McCausland	1996-99

## UI SEASON ASSISTS (FROSH)

1.	140	Jeff Horner	2003
2.	131	Dean Oliver	1998
3.	122	Cully Payne	2010
4.	114	Pierre Pierce	2002
5.	105	Anthony Clemmons	2013
6.	111	Tyler Smith	2007
7.	<b>102</b>	<b>Jordan Bohannon</b>	<b>2017</b>
8.	101	Kevin Smith	1991
9.	98	Ronnie Lester	1977

## UI CAREER BIG COACHING WINS

1.	125	Tom Davis	1986-99
2.	92	Lute Olson	1975-83
3.	71	Bucky O'Connor	1950, 52-58
4.	69	Rollie Williams	1930-42, 51
5.	61	Steve Alford	1999-07
6.	<b>57</b>	<b>Fran McCaffery</b>	<b>2010-</b>

- Iowa made all 13 of its free throw attempts at No. 15 Purdue on Dec. 28. The last time a Hawkeye team made all of its free throws (min. 10 attempts) was at Virginia (15-of-15) in the NIT quarterfinals on March 27, 2013.
- Isaiah Moss was named Big Ten Freshman of the Week on Dec. 12. It marked the first time a rookie Hawkeye was honored by the conference office since Nicholas Baer on Dec. 21, 2015.
- Peter Jok joined Reggie Evans (twice) and Aaron Fuller as the only Hawkeyes to post 30+ points and 10+ rebounds in a single game the last 20 years. Jok totaled 30 points and 11 rebounds against Seton Hall (Nov. 17). His efforts earned the team captain Big Ten Player of the Week honors on Nov. 21.
- Peter Jok scored 27 points in Iowa's opener vs. Kennesaw State. The 27 points are the most by a Hawkeye in a season opener since Adam Haluska poured in 29 against The Citadel in 2006.
- Freshman Tyler Cook (10) joined Aaron White as the only two players to grab 10 or more rebounds in their first game as a Hawkeye in the past 20 years.
- The 183 points in the Iowa-Nebraska double overtime game on Jan. 5 are the most points scored in the 28-game series history.
- Iowa athletic teams swept Iowa State in four competitions Dec. 7-10 (women's basketball, men's basketball, women's swimming, and wrestling). The Hawkeyes lead the Iowa Corn Cy-Hawk Series, 14-7. With only three athletic events remaining, Iowa has clinched the series for 2016-17.
- Iowa has won 44 of its last 47 nonconference home games, dating back to 2012.
- The Hawkeyes won 22 games, tied for third in the Big Ten, and won an NCAA Tournament game each of the last two seasons.
- Iowa has competed in postseason play the last five years (NCAA 2014-16; NIT 2012-13).
- Iowa has won 20 or more games in four consecutive seasons -- its longest streak in 15 years.

## IOWA VS. RANKED TEAMS

Iowa is 2-3 against ranked opponents in 2016-17.

Below are Iowa's most recent results versus nationally-ranked opponents:

<b>At Home:</b>	84-76 loss to 25th-ranked Maryland, 1/19/17
	83-78 win over 17th-ranked Purdue, 1/12/17
	78-64 win over 25th-ranked Iowa State, 12/8/16
	83-71 win over 22nd-ranked Purdue, 1/24/16
	83-70 win over 1st-ranked Michigan State, 12/29/15
<b>On the Road:</b>	89-67 loss to 15th-ranked Purdue, 12/28/16
	83-82 loss to 2nd-ranked Iowa State, 12/10/15
	76-59 win over 4th-ranked Michigan State, 1/14/16
	70-63 win over 14th-ranked Purdue, 1/2/16
<b>Neutral Court:</b>	74-41 loss to 6th-ranked Virginia, 11/25/16
	87-68 loss to 6th-ranked Villanova, 3/20/16
	68-62 loss to 17th-ranked Notre Dame, 11/27/15
	84-61 win over 20th-ranked Wichita State, 11/29/15

## HAWKEYES SWEEP BIG TEN WEEKLY HONORS

Senior Peter Jok and redshirt freshman Isaiah Moss were named Big Ten Player of the Week and Freshman of the Week, respectively, on Dec. 12. It marked the first time Iowa swept the weekly men's basketball accolades (weekly freshman honors began in 2010).

Jok (6-6, 205 pounds) collected the third Big Ten weekly honor of his career and second this season. Jok helped lead the Hawkeyes to a pair of victories over Stetson (95-68) and No. 25 Iowa State (78-64). He averaged a team-best 19 points, 8.5 rebounds, and five assists in the two contests.

In Iowa's upset over 25th-ranked Iowa State on Dec. 8, Jok lead all scorers and rebounders with 23 points and nine rebounds. Against Stetson, the team captain flirted with a triple-double recording 15 points, eight rebounds, and dishing out a career-high seven assists without committing a turnover.

Moss (6-5, 205 pounds) earned his first conference weekly recognition after averaging 17.5 points and five rebounds in Iowa's two victories. The native of Chicago scored nine of his 14 points in the second half to help Iowa upend the 25th-ranked Cyclones.

Moss tallied personal bests in scoring (21), steals (2), and rebounds (6) in the Hawkeyes' triumph over Stetson on Dec. 5. The shooting guard shot at a 50 percent clip from 3-point range in the two games (6-of-12), including going 5-of-8 (62.5 percent) from long distance against the Hatters.

## **IOWA'S 2016-17 STATISTICAL COMPARISONS**

	<b>All Games</b>	<b>Big Ten</b>	<b>Home Games</b>	<b>Away Games</b>	<b>Iowa Wins</b>	<b>Iowa Losses</b>
Record	11-10	3-5	10-3	1-7	11-0	0-10
Points	80.4	73.5	87.2	69.4	86.7	73.4
Opp. Pts	78.2	81.8	75.6	82.4	68.7	88.6
FG%	.451	.426	.474	.413	.495	.403
FG Def.	.437	.478	.413	.478	.376	.507
3-PT%	.350	.311	.378	.305	.381	.320
3-pt. Def.	.370	.408	.349	.408	.319	.436
FT%	.684	.671	.670	.724	.663	.713
REB	39.4	37.4	41.6	35.9	41.7	36.9
AST	16.9	15.3	18.6	14.1	18.8	14.8
TO	14.0	14.1	13.7	14.4	13.0	15.0
STL	7.0	7.1	7.9	5.4	7.3	6.6
BLK	4.1	4.0	4.8	2.9	4.5	3.6

## **CARVER-HAWKEYE ARENA ENHANCEMENTS**

The Iowa Athletic Department upgraded Carver-Hawkeye Arena's video boards, sound system, lighting, digital scoretable displays, and playing surface this past summer.

A new four-sided centerhung video system is the centerpiece of the installation. The two main centerhung displays measure approximately 14.5 feet high by 26 feet wide and the other two centerhung displays measure 9.5 feet high by 16.5 feet wide. The project also upgraded the auxiliary displays located near the ceiling at each side of the arena.

## **BAER NOMINATED FOR GOOD WORKS TEAM**

Nicholas Baer is a nominee for the 2017 Allstate NABC Good Works Team.

This prestigious community service award recognizes a distinguished group of student-athletes who have demonstrated a commitment to enriching the lives of others and contributing to the greater good in their communities.

College sports information directors and basketball coaches across the country nominated players who exhibit exceptional leadership skills and an unwavering commitment to volunteerism.

## **COACHING EXPERIENCE**

Fran McCaffery has the most experienced coaching staffs in the country. The Iowa men's basketball staff has 57 years of combined collegiate head coaching experience and more than 125 years of collegiate coaching under their belts. Listed below are the number of years of head coaching experience on the Iowa staff.

<b>Coach</b>	<b>Years</b>
Fran McCaffery _____	20 years
Kirk Speraw's _____	20 years
Sherman Dillard _____	10 years
Andrew Francis _____	2 years
Al Seibert _____	5 years

## **IOWA HISTORY**

Iowa has played 2,727 games since beginning basketball in 1902. Iowa's overall record is 1,604-1,123 (.588). Iowa's 1,604 wins are 39th most among Division I programs. That includes a 1,025-358 (.741) record in home games, a 575-762 (.430) record in contests away from Iowa City, a 755-762 (.498) mark in Big Ten games and a 430-132 (.765) record in Carver-Hawkeye Arena.

## **VOTE FOR McCAFFERY IN THE CHARITY COACHES CHALLENGE**

Iowa's Fran McCaffery is one of 48 collegiate coaches taking part in the annual Coaches Charity Challenge. Fan participation determines the ultimate winner over an eight-week period. The tournament is divided into four rounds.

Thanks to your votes, coach McCaffery was one of 24 coaches to advance to the next round. The coaches with the most votes will advance to the quarterfinals and earn more money for their charity. Visit Iowa's social media sites @IowaHoops on Twitter and /hawkeyehoops on Facebook for more information on how to vote for McCaffery and Coaches vs. Cancer.

## **ALL-SESSION BIG TEN TOURNAMENT TICKETS ON SALE**

All-session tickets for the 2017 Big Ten Basketball Tournament are on sale. The Big Ten Basketball Tournament will take place at the Verizon Center in Washington D.C., March 8-12.

Lower level tickets may be purchased through the UI Ticket Office. General public tickets may be purchased at Ticketmaster outlets, [ticketmaster.com](http://ticketmaster.com), or by calling Ticketmaster at (800) 745-3000.

All-session tickets for the lower level at the Verizon Center are available for \$400 through the Big Ten university ticket offices only. All-session tickets general public tickets are available for \$200 or \$250 (depending on seat location) through Ticketmaster or the Verizon Center box office only. Orders will be limited to eight all-session tickets.

The tournament features a discounted student ticket program. Students of Big Ten universities are able to purchase tickets for \$20, good for only the session or sessions featuring their school. All students must have a valid student ID for entry. Student section seating are available in balcony sections.

## **IOWA HEADSHOTS AVAILABLE ONLINE**

Up-to-date head shots of all Iowa players and coaches are available on the internet at [pics.hawkeyesports.com](http://pics.hawkeyesports.com).





### 2016-17 GAME-BY-GAME STATS

Opponent	Date	gs	min	Total		3-Pointers		Free throws		Rebounds				pts	avg						
				fg-fga	pct	3fg-fga	pct	ft-fa	pct	off	def	tot	avg			pf	a	t/o	blk	stl	
KENNESAW STATE	11/11/16	*	26	2-6	.333	2-4	.500	4-4	1.000	0	3	3	3.0	3	2	0	0	0	10	10.0	
SAVANNAH STATE	11/13/16	*	15	3-6	.500	3-5	.600	0-0	.000	1	1	2	2.5	2	6	0	2	2	9	9.5	
SETON HALL	11/17/16	*	29	2-5	.400	1-3	.333	1-2	.500	2	4	6	3.7	3	2	1	3	3	6	8.3	
UT RIO GRANDE VALLEY	11/20/16	*	22	3-6	.500	0-3	.000	2-3	.667	2	5	7	4.5	1	3	1	0	3	8	8.3	
vs Virginia	11/25/16	*	16	1-1	1.000	0-0	.000	2-2	1.000	4	2	6	4.8	3	1	1	0	0	4	7.4	
vs Memphis	11/26/16	*	16	2-3	.667	1-2	.500	0-0	.000	0	1	1	4.2	5	1	0	0	0	5	7.0	
at Notre Dame	11/29/16	*	27	3-10	.300	1-4	.250	1-2	.500	6	6	12	5.3	2	1	0	0	3	8	7.1	
OMAHA	12/03/16	*	25	1-6	.167	1-5	.200	1-3	.333	4	1	5	5.3	4	3	2	4	1	4	6.8	
STETSON	12/05/16		20	2-5	.400	0-1	.000	3-4	.750	2	3	5	5.2	1	2	0	0	1	7	6.8	
IOWA STATE	12/08/16		17	2-4	.500	0-2	.000	6-7	.857	2	6	8	5.5	4	0	0	1	2	10	7.1	
vs Northern Iowa	12/17/16		28	5-11	.455	1-7	.143	0-0	.000	4	7	11	6.0	1	3	2	2	1	11	7.5	
NORTH DAKOTA	12/20/16		22	3-6	.500	2-3	.667	0-0	.000	2	5	7	6.1	3	1	2	2	3	8	7.5	
DELAWARE STATE	12/22/16		9	0-1	.000	0-0	.000	0-0	.000	0	4	4	5.9	3	0	1	1	0	0	6.9	
at Purdue	12/28/16		27	3-6	.500	0-1	.000	1-1	1.000	2	5	7	6.0	1	2	1	0	1	7	6.9	
MICHIGAN	01/01/17		27	4-6	.667	3-4	.750	1-4	.250	3	2	5	5.9	1	1	1	1	1	12	7.3	
at Nebraska	01/05/17		34	2-4	.500	1-3	.333	0-0	.000	2	9	11	6.3	4	2	2	6	0	5	7.1	
RUTGERS	01/08/17		25	2-4	.500	1-2	.500	0-0	.000	3	2	5	6.2	2	1	2	0	3	5	7.0	
PURDUE	01/12/17		19	1-2	.500	0-1	.000	2-4	.500	1	9	10	6.4	3	2	0	1	2	4	6.8	
at Northwestern	01/15/17		18	1-4	.250	1-2	.500	0-0	.000	1	1	2	6.2	3	0	1	0	1	3	6.6	
MARYLAND	01/19/17		30	3-6	.500	1-3	.333	0-1	.000	3	2	5	6.1	0	4	0	2	2	7	6.7	
at Illinois	01/25/17		30	5-10	.500	2-6	.333	0-0	.000	3	4	7	6.1	2	0	1	2	0	12	6.9	
<b>Totals</b>			<b>8</b>	<b>482</b>	<b>50-112</b>	<b>.446</b>	<b>21-61</b>	<b>.344</b>	<b>24-37</b>	<b>.649</b>	<b>47</b>	<b>82</b>	<b>129</b>	<b>6.1</b>	<b>51</b>	<b>37</b>	<b>18</b>	<b>27</b>	<b>29</b>	<b>145</b>	<b>6.9</b>

SEASON / CAREER STATS

**POINTS**

SEASON: 12, 2X, LAST AT ILLINOIS (1/25/17)  
CAREER: 19 VS. TENNESSEE TECH (12/22/15)

**REBOUNDS**

SEASON: 12 AT NOTRE DAME (11/29/16)  
CAREER: 12 AT NOTRE DAME (11/29/16)

**ASSISTS**

SEASON: 6 VS. SAVANNAH STATE (11/13/16)  
CAREER: 6 VS. SAVANNAH STATE (11/13/16)

**BLOCKS**

SEASON: 6 AT NEBRASKA (1/5/17)  
CAREER: 6, 2X, LAST AT NEBRASKA (1/5/17)

**STEALS**

SEASON: 3, 5X, LAST VS. RUTGERS (1/8/17)  
CAREER: 3, 5X, LAST VS. RUTGERS (1/8/17)

**MINUTES**

SEASON: 34 AT NEBRASKA (1/5/17)  
CAREER: 34 AT NEBRASKA (1/5/17)

**FIELD GOALS MADE**

SEASON: 5 VS. NORTHERN IOWA (12/17/16)  
CAREER: 8 VS. TENNESSEE TECH (12/22/15)

**FIELD GOALS ATTEMPTED**

SEASON: 11 VS. NORTHERN IOWA (12/17/16)  
CAREER: 13 VS. VILLANOVA (3/20/16)

**3-POINT FIELD GOALS MADE**

SEASON: 3, 2X, LAST VS. MICHIGAN (1/1/17)  
CAREER: 4 VS. UMKC (12/5/15)

**3-POINT FIELD GOALS ATTEMPTED**

SEASON: 7 VS. NORTHERN IOWA (12/17/16)  
CAREER: 5, 4X, LAST VS. OMAHA (12/3/16)

**FREE THROWS MADE**

SEASON: 6 VS. IOWA STATE (12/8/16)  
CAREER: 6 VS. IOWA STATE (12/8/16)

**FREE THROWS ATTEMPTED**

SEASON: 7 VS. IOWA STATE (12/8/16)  
CAREER: 7 VS. IOWA STATE (12/8/16)

- Non-scholarship athlete his first two years on campus before earning a scholarship after the 2015-16 season
- Only reserve in the Big Ten with 145+ points, 125+ rebounds, 25+ steals, 25+ blocked shots this season
- Has made at least one 3-pointer in 14-of-21 games this season
- Controlled 10 or more rebounds four times this season
- Tied for eighth in the Big Ten in steals (1.4), ninth in blocks (1.3), and is 15th in rebounding (6.1)
- Led team in rebounds (7), points (12), and blocked shots (2) in Iowa's last game at Illinois
- Credited with a career-high three steals five times this year
- Matched a personal best with six blocks to go along with a team-best 11 rebounds at Nebraska on Jan. 5
- Tallied a season-best 12 points in win over Michigan on New Year's Day
- Posted first career double-double versus Northern Iowa (11 points, 11 rebounds) on Dec. 17
- Blocked a game-best four shots against Omaha (Dec. 3)
- Grabbed 12 rebounds at Notre Dame; the 12 boards are the most by a Hawkeye in a game this year
- Recorded a career-best six assists to go along with 9 points, 2 blocks, 2 steals, and 2 boards vs. Savannah State
- Represented Iowa on USA East Coast All-Stars overseas in August; averaged 8.8 pts and 8.3 rbs in four games

### PRODUCTION TRACKER

	Season	Career
Scored 10+ Points:	5	10
Scored 15+ Points:	0	2
Scored 20+ Points:	0	0
Had 5+ Assists:	1	1
Had 3+ Blocks:	3	4
Had 3+ Steals:	5	5
Made 3+ 3-Pointers:	2	5
Led Team in Scoring:	1	1
Led Team in Rebounding:	8	8
Led Team in Assists:	0	0
Led Team in Steals:	6	6
Led Team in Blocks:	10	16
Double-Double:	1	1



### CAREER STATS

YEAR	G/GS	FG-A	PCT	3-PT	PCT	FT-A	PCT	RB	AVG	PF-FO	AS	TO	BK	ST	PTS	AVG
Fresh.	33/0	61-123	.496	26-66	.394	10-15	.667	85	2.6	49-0	17	17	19	23	158	4.8
Soph.	21/8	50-112	.446	21-61	.344	24-37	.649	129	6.1	51-1	37	18	27	29	145	6.9
<b>TOTALS</b>	<b>54/8</b>	<b>111-235</b>	<b>.472</b>	<b>47-127</b>	<b>.370</b>	<b>34-52</b>	<b>.654</b>	<b>214</b>	<b>4.0</b>	<b>100-1</b>	<b>54</b>	<b>35</b>	<b>46</b>	<b>52</b>	<b>303</b>	<b>5.6</b>

# 3 JORDAN BOHANNON

Freshman • Guard • 6-0 • 182  
Marion, Iowa • Linn-Mar HS



## 2016-17 GAME-BY-GAME STATS

Opponent	Date	gs	min	Total		3-Pointers		Free throws		Rebounds				pts	avg						
				fg-fga	pct	3fg-fga	pct	ft-fa	pct	off	def	tot	avg								
KENNESAW STATE	11/11/16		21	2-4	.500	2-4	.500	0-0	.000	0	0	0	0	0	0	6	6.0				
SAVANNAH STATE	11/13/16		21	2-8	.250	2-6	.333	0-0	.000	0	2	2	1.0	1	7	1	0	0	6	6.0	
SETON HALL	11/17/16		19	0-2	.000	0-1	.000	3-4	.750	0	3	3	1.7	2	4	3	0	1	3	5.0	
UT RIO GRANDE VALLEY	11/20/16		24	1-7	.143	1-6	.167	2-2	1.000	0	2	2	1.8	0	6	2	0	1	5	5.0	
vs Virginia	11/25/16		23	2-8	.250	2-6	.333	0-0	.000	1	3	4	2.2	1	0	3	0	0	6	5.2	
vs Memphis	11/26/16		24	2-8	.250	1-4	.250	0-0	.000	0	0	0	1.8	3	6	4	0	2	5	5.2	
at Notre Dame	11/29/16	*	32	7-18	.389	7-15	.467	2-2	1.000	1	1	2	1.9	3	7	1	0	0	23	7.7	
OMAHA	12/03/16	*	35	7-14	.500	6-12	.500	0-0	.000	0	3	3	2.0	3	6	4	0	0	20	9.3	
STETSON	12/05/16	*	26	1-9	.111	0-3	.000	0-0	.000	0	1	1	1.9	1	5	2	0	1	2	8.4	
IOWA STATE	12/08/16	*	30	2-8	.250	2-6	.333	2-2	1.000	0	5	5	2.2	1	4	3	0	0	8	8.4	
vs Northern Iowa	12/17/16	*	31	2-7	.286	2-5	.400	0-0	.000	0	4	4	2.4	1	6	2	0	0	6	8.2	
NORTH DAKOTA	12/20/16	*	34	5-9	.556	2-4	.500	6-8	.750	0	3	3	2.4	1	3	3	0	0	18	9.0	
DELAWARE STATE	12/22/16	*	20	2-5	.400	1-2	.500	0-0	.000	0	1	1	2.3	0	5	2	0	1	5	8.7	
at Purdue	12/28/16	*	23	2-8	.250	0-4	.000	2-2	1.000	0	1	1	2.2	0	4	0	0	1	6	8.5	
MICHIGAN	01/01/17	*	31	6-8	.750	3-5	.600	2-2	1.000	1	3	4	2.3	2	6	0	0	0	17	9.1	
at Nebraska	01/05/17	*	40	2-10	.200	2-7	.286	0-0	.000	2	3	5	2.5	1	3	3	1	0	6	8.9	
RUTGERS	01/08/17	*	29	2-5	.400	0-2	.000	4-4	1.000	0	1	1	2.4	2	8	4	0	1	8	8.8	
PURDUE	01/12/17	*	36	4-7	.571	2-3	.667	2-2	1.000	0	1	1	2.3	3	9	1	0	1	12	9.0	
at Northwestern	01/15/17	*	31	2-7	.286	2-6	.333	0-0	.000	0	3	3	2.4	0	2	3	0	0	6	8.8	
MARYLAND	01/19/17	*	38	4-14	.286	3-11	.273	0-0	.000	0	3	3	2.4	2	5	3	0	4	11	9.0	
at Illinois	01/25/17	*	21	1-9	.111	1-7	.143	0-0	.000	1	0	1	2.3	2	4	2	0	1	3	8.7	
Totals			15	589	58-175	.331	41-119	.345	25-28	.893	6	43	49	2.3	31	102	48	1	14	182	8.7

### SEASON / CAREER STATS

#### POINTS

SEASON: 23 AT NOTRE DAME (11/29/16)

#### REBOUNDS

SEASON: 5, 2X, LAST AT NEBRASKA (1/5/17)

#### ASSISTS

SEASON: 9 VS. PURDUE (1/12/17)

#### BLOCKS

SEASON: 1 AT NEBRASKA (1/5/17)

#### STEALS

SEASON: 4 VS. MARYLAND (1/19/17)

#### MINUTES

SEASON: 40 AT NEBRASKA (1/5/17)

#### FIELD GOALS MADE

SEASON: 7, 2X, LAST VS. OMAHA (12/3/16)

#### FIELD GOALS ATTEMPTED

SEASON: 18 AT NOTRE DAME (11/29/16)

#### 3-POINT FIELD GOALS MADE

SEASON: 7 AT NOTRE DAME (11/29/16)

#### 3-POINT FIELD GOALS ATTEMPTED

SEASON: 15 AT NOTRE DAME (11/29/16)

#### FREE THROWS MADE

SEASON: 3 VS. SETON HALL (11/17/16)

#### FREE THROWS ATTEMPTED

SEASON: 4 VS. SETON HALL (11/17/16)

- Leads team and ranks fifth in the Big Ten in assists (4.9) and is 13th in 3-pointers made (2.0)
- His 102 assists are seventh most by a Hawkeye freshman in a single-season
- Iowa is 8-3 in games when Bohannon commits two turnovers or less
- Credited with a combined 17 assists in last two wins (8 vs. Rutgers and a personal-best 9 vs. #17/19 Purdue)
- One assist from a double-double (12 points, 9 assists) versus #17/19 Purdue on Jan. 12
- Totaled six points and matched a personal best with five rebounds, playing 40 minutes at Nebraska (Jan. 5)
- Posted 17 points, six assists, and no turnovers in Iowa's win over Michigan on New Year's Day
- Led team with six assists in win over Northern Iowa (Dec. 17) and five dimes against Delaware State (Dec. 22)
- Snagged a personal-best five rebounds to go along with eight points and four assists in win over #25 Iowa State
- Made 13 3-pointers in his first two starts (7 at Notre Dame and 6 vs. Omaha)
- Personal bests in scoring (23), 3-pointers (7), and assists (7) while only turning the ball over once at Notre Dame
- Went 7-of-15 from long distance at Notre Dame; the 15 attempts ties for second most in a game in Iowa history
- Three older brothers all played college basketball: Jason (Wisconsin); Zach (Air Force & Wisconsin); Matt (UNI)
- Father was a quarterback at Iowa under legendary head coach Hayden Fry

## PRODUCTION TRACKER

	Season	Career
Scored 10+ Points:	6	6
Scored 15+ Points:	4	4
Scored 20+ Points:	2	2
Had 5+ Assists:	11	11
Had 3+ Blocks:	0	0
Had 3+ Steals:	1	1
Made 3+ 3-Pointers:	4	4
Led Team in Scoring:	2	2
Led Team in Rebounding:	0	0
Led Team in Assists:	16	16
Led Team in Steals:	3	3
Led Team in Blocks:	0	0
Double-Double:	0	0



## CAREER STATS

YEAR	G/GS	FG-A	PCT	3-PT	PCT	FT-A	PCT	RB	AVG	PF-FO	AS	TO	BK	ST	PTS	AVG
Fresh.	21/15	58-175	.330	41-119	.345	25-28	.893	49	2.3	31-0	102	48	1	14	182	8.7

# 5 TYLER COOK

Freshman • Forward • 6-9 • 253  
St. Louis, Missouri • Chaminade Prep



## 2016-17 GAME-BY-GAME STATS

Opponent	Date	gs	min	Total		3-Pointers		Free throws		Rebounds				pf	a	t/o	blk	stl	pts	avg	
				fg-fga	pct	3fg-fga	pct	ft-fa	pct	off	def	tot	avg								
KENNESAW STATE	11/11/16	*	21	1-7	.143	0-1	.000	4-4	1.000	5	5	10	10.0	3	1	4	0	0	6	6.0	
SAVANNAH STATE	11/13/16	*	15	7-9	.778	0-0	.000	0-1	.000	2	2	4	7.0	2	2	1	0	0	14	10.0	
SETON HALL	11/17/16	*	32	9-15	.600	1-3	.333	5-12	.417	1	1	2	5.3	1	1	2	0	1	24	14.7	
UT RIO GRANDE VALLEY	11/20/16	*	24	6-9	.667	0-1	.000	3-4	.750	1	2	3	4.8	1	0	4	0	0	15	14.8	
vs Virginia	11/25/16	*	29	2-6	.333	0-1	.000	2-5	.400	3	3	6	5.0	1	2	4	1	1	6	13.0	
vs Memphis	11/26/16	*	33	6-9	.667	0-0	.000	5-6	.833	3	4	7	5.3	2	2	3	2	1	17	13.7	
at Purdue	12/28/16		22	6-10	.600	0-1	.000	0-0	.000	0	2	2	4.9	4	1	1	0	2	12	13.4	
MICHIGAN	01/01/17	*	31	5-12	.417	0-0	.000	1-3	.333	3	5	8	5.3	1	0	1	0	0	11	13.1	
at Nebraska	01/05/17	*	26	6-8	.750	0-0	.000	2-3	.667	3	4	7	5.4	4	0	2	0	2	14	13.2	
RUTGERS	01/08/17	*	21	1-6	.167	0-0	.000	2-4	.500	0	2	2	5.1	1	0	1	1	1	4	12.3	
PURDUE	01/12/17	*	33	7-10	.700	0-0	.000	2-5	.400	3	3	6	5.2	2	2	2	0	1	16	12.6	
at Northwestern	01/15/17	*	29	3-8	.375	0-0	.000	8-9	.889	0	5	5	5.2	2	1	2	0	1	14	12.8	
MARYLAND	01/19/17	*	20	1-6	.167	0-0	.000	6-8	.750	6	1	7	5.3	3	1	4	0	0	8	12.4	
at Illinois	01/25/17	*	17	2-6	.333	0-0	.000	1-2	.500	2	1	3	5.1	1	1	4	0	0	5	11.9	
Totals			13	353	62-121	.512	1-7	.143	41-66	.621	32	40	72	5.1	28	14	35	4	10	166	11.9

### SEASON / CAREER STATS

#### POINTS

SEASON: 24 vs. SETON HALL (11/17/16)

#### REBOUNDS

SEASON: 10 vs. KENNESAW STATE (11/11/16)

#### ASSISTS

SEASON: 2, 4X, LAST vs. PURDUE (1/12/17)

#### BLOCKS

SEASON: 2 vs. MEMPHIS (11/26/16)

#### STEALS

SEASON: 2, 2X, LAST AT NEBRASKA (1/5/17)

#### MINUTES

SEASON: 33, 2X, LAST vs. PURDUE (1/12/17)

#### FIELD GOALS MADE

SEASON: 9 vs. SETON HALL (11/17/16)

#### FIELD GOALS ATTEMPTED

SEASON: 15 vs. SETON HALL (11/17/16)

#### 3-POINT FIELD GOALS MADE

SEASON: 1 vs. SETON HALL (11/17/16)

#### 3-POINT FIELD GOALS ATTEMPTED

SEASON: 3 vs. SETON HALL (11/17/16)

#### FREE THROWS MADE

SEASON: 8 AT NORTHWESTERN (1/15/17)

#### FREE THROWS ATTEMPTED

SEASON: 12 vs. SETON HALL (11/17/16)

- Missed seven games after fracturing right index finger in practice at the Emerald Coast Classic (Nov. 24)
- Netted double figures in nine of 14 contests played
- Ranks second on the team in scoring (11.9 ppg) and is third in rebounding (5.1)
- Shooting at a 51 percent clip from the field (62-of-121), ranking second on the team (minimum 100 attempts)
- Returned to action at #15 Purdue on Dec. 28, scoring 12 points and collecting a personal-best two steals
- His 16 points against #17/19 Purdue on Jan. 12 are the most by the Hawkeye freshman since scoring 17 versus Memphis on Nov. 26; also matched personal bests in assists (2) in home win over #17/19 Purdue
- Had 11 points and a team-best eight rebounds in win over Michigan
- Posted 14 points, seven rebounds and matched a personal best with two steals at Nebraska on Jan. 5
- Totaled 17 points (6-of-9 FG, 5-of-6 FT) and a team-best seven rebounds in loss to Memphis
- Became only second player in 20 years to grab 10+ rebounds in Hawkeye debut (Aaron White, 2011)
- Netted a personal-best 24 points, which includes making his first collegiate 3-pointer, versus Seton Hall
- Ranked as the No. 38 player in the 2016 class, according to ESPN
- Played on the same high school team as Duke freshman Jayson Tatum

## PRODUCTION TRACKER

	Season	Career
Scored 10+ Points:	9	9
Scored 15+ Points:	4	4
Scored 20+ Points:	1	1
Had 5+ Assists:	0	0
Had 3+ Blocks:	0	0
Had 3+ Steals:	0	0
Made 3+ 3-Pointers:	0	0
Led Team in Scoring:	1	1
Led Team in Rebounding:	6	6
Led Team in Assists:	1	1
Led Team in Steals:	2	2
Led Team in Blocks:	2	2
Double-Double:	0	0



## CAREER STATS

YEAR	G/GS	FG-A	PCT	3-PT	PCT	FT-A	PCT	RB	AVG	PF-FO	AS	TO	BK	ST	PTS	AVG
Fresh.	14/13	62-121	.512	1-7	.143	41-66	.621	72	5.1	28-0	14	35	4	10	166	11.9

# 1 MAISHE DAILEY

Freshman • Guard • 6-6 • 183  
Beachwood, Ohio • Beachwood HS



## 2016-17 GAME-BY-GAME STATS

Opponent	Date	gs	min	Total		3-Pointers		Free throws		Rebounds				pf	a	t/o	blk	stl	pts	avg	
				fg-fga	pct	3fg-fga	pct	ft-fa	pct	off	def	tot	avg								
SAVANNAH STATE	11/13/16		13	2-3	.667	2-3	.667	0-2	.000	1	2	3	3.0	2	0	2	1	2	6	6.0	
UT RIO GRANDE VALLEY	11/20/16		11	1-4	.250	0-1	.000	0-0	.000	0	3	3	3.0	0	1	0	0	1	2	4.0	
vs Virginia	11/25/16		2	0-0	.000	0-0	.000	0-0	.000	0	1	1	2.3	0	0	0	0	0	0	2.7	
OMAHA	12/03/16		4	0-0	.000	0-0	.000	0-0	.000	0	0	0	1.8	0	0	0	0	0	0	2.0	
STETSON	12/05/16		11	2-3	.667	0-0	.000	1-2	.500	1	3	4	2.2	1	0	0	0	0	5	2.6	
vs Northern Iowa	12/17/16		4	0-0	.000	0-0	.000	0-0	.000	0	0	0	1.8	0	0	0	0	0	0	2.2	
DELAWARE STATE	12/22/16		21	3-8	.375	2-7	.286	0-0	.000	1	6	7	2.6	0	2	1	0	0	8	3.0	
at Purdue	12/28/16		7	1-1	1.000	0-0	.000	0-0	.000	0	0	0	2.3	0	0	0	0	0	2	2.9	
at Illinois	01/25/17		6	1-2	.500	0-1	.000	0-0	.000	0	1	1	2.1	0	1	0	0	0	2	2.8	
Totals			0	79	10-21	.476	4-12	.333	1-4	.250	3	16	19	2.1	3	4	3	1	3	25	2.8

### SEASON / CAREER STATS

#### POINTS

SEASON: 8 vs. DELAWARE STATE (12/22/16)

#### REBOUNDS

SEASON: 7 vs. DELAWARE STATE (12/22/16)

#### ASSISTS

SEASON: 2 vs. DELAWARE STATE (12/22/16)

#### BLOCKS

SEASON: 1 vs. SAVANNAH STATE (11/13/16)

#### STEALS

SEASON: 2 vs. SAVANNAH STATE (11/13/16)

#### MINUTES

SEASON: 21 vs. DELAWARE STATE (12/22/16)

#### FIELD GOALS MADE

SEASON: 3 vs. DELAWARE STATE (12/22/16)

#### FIELD GOALS ATTEMPTED

SEASON: 8 vs. DELAWARE STATE (12/22/16)

#### 3-POINT FIELD GOALS MADE

SEASON: 2, 2X, LAST vs. DEL. STATE (12/22/16)

#### 3-POINT FIELD GOALS ATTEMPTED

SEASON: 7 vs. DELAWARE STATE (12/22/16)

#### FREE THROWS MADE

SEASON: 1 vs. STETSON (12/5/16)

#### FREE THROWS ATTEMPTED

SEASON: 2, 2X, LAST vs. STETSON (12/5/16)

- Seen action in nine games
- Posted personal bests in points (8), rebounds (7), assists (2), 3-pointers made (2), and minutes (21) in Iowa's last game against Delaware State on Dec. 22
- His seven rebounds against the Hornets on Dec. 22 were a team best along with teammate Dom Uhl
- Played in first collegiate game vs. Savannah State, registering 6 points, 3 rebounds, 2 steals, and 1 blocked shot
- Grabbed four rebounds and netted five points in Iowa's win over Stetson

## PRODUCTION TRACKER

	Season	Career
Scored 10+ Points:	0	0
Scored 15+ Points:	0	0
Scored 20+ Points:	0	0
Had 5+ Assists:	0	0
Had 3+ Blocks:	0	0
Had 3+ Steals:	0	0
Made 3+ 3-Pointers:	0	0
Led Team in Scoring:	0	0
Led Team in Rebounding:	1	1
Led Team in Assists:	0	0
Led Team in Steals:	1	1
Led Team in Blocks:	0	0
Double-Double:	0	0



## CAREER STATS

YEAR	G/GS	FG-A	PCT	3-PT	PCT	FT-A	PCT	RB	AVG	PF-FO	AS	TO	BK	ST	PTS	AVG
Fresh.	9/0	10-21	.476	4-12	.333	1-4	.250	19	2.1	3-0	4	3	1	3	25	2.8

# 24 BRADY ELLINGSON

RS-Sophomore • Guard • 6-4 • 193  
Menomonee Falls, Wisconsin • Hamilton HS



## 2016-17 GAME-BY-GAME STATS

Opponent	Date	gs	min	Total		3-Pointers		Free throws		Rebounds				pts	avg						
				fg-fga	pct	3fg-fga	pct	ft-fa	pct	off	def	tot	avg			pf	a	t/o	blk	stl	
KENNESAW STATE	11/11/16	15	0-1	.000	0-1	.000	0-0	.000	0	1	1	1.0	3	0	0	0	0	0	0	0	
SAVANNAH STATE	11/13/16	17	7-9	.778	4-6	.667	5-5	1.000	0	1	1	1.0	1	1	1	0	0	0	0	23	11.5
SETON HALL	11/17/16	5	1-1	1.000	1-1	1.000	0-0	.000	0	0	0	0.7	3	0	1	0	0	0	3	8.7	
UT RIO GRANDE VALLEY	11/20/16	19	4-6	.667	2-3	.667	1-1	1.000	0	0	0.5	1	1	0	0	1	11	9.3			
vs Virginia	11/25/16	8	0-1	.000	0-1	.000	0-0	.000	0	0	0	0.4	2	0	0	0	0	0	7.4		
vs Memphis	11/26/16	16	1-1	1.000	1-1	1.000	0-0	.000	0	3	3	0.8	0	1	0	0	0	3	6.7		
at Notre Dame	11/29/16	19	2-3	.667	1-2	.500	0-0	.000	0	0	0.7	1	0	0	0	1	5	6.4			
OMAHA	12/03/16	19	1-4	.250	1-2	.500	0-0	.000	1	0	1	0.8	1	1	0	0	0	3	6.0		
STETSON	12/05/16	12	1-4	.250	0-2	.000	0-0	.000	0	1	1	0.8	1	0	0	0	0	2	5.6		
IOWA STATE	12/08/16	12	1-1	1.000	1-1	1.000	0-0	.000	0	2	2	0.9	0	1	0	0	0	3	5.3		
vs Northern Iowa	12/17/16	11	0-0	.000	0-0	.000	2-2	1.000	0	0	0	0.8	1	0	2	0	1	2	5.0		
NORTH DAKOTA	12/20/16	18	4-5	.800	0-0	.000	2-2	1.000	0	1	1	0.8	1	1	0	0	0	10	5.4		
DELAWARE STATE	12/22/16	18	2-3	.667	2-2	1.000	2-2	1.000	0	1	1	0.8	2	0	1	0	0	8	5.6		
at Purdue	12/28/16	17	3-4	.750	3-3	1.000	2-2	1.000	0	1	1	0.9	2	2	1	0	0	11	6.0		
MICHIGAN	01/01/17	15	2-4	.500	0-1	.000	2-2	1.000	0	1	1	0.9	1	0	0	0	0	6	6.0		
at Nebraska	01/05/17	17	0-3	.000	0-2	.000	0-0	.000	0	2	2	0.9	0	2	1	0	1	0	5.6		
RUTGERS	01/08/17	8	0-1	.000	0-1	.000	0-0	.000	0	2	2	1.0	0	1	0	0	0	5.3			
PURDUE	01/12/17	5	0-1	.000	0-1	.000	0-0	.000	0	0	0	0.9	0	0	0	0	0	5.0			
at Northwestern	01/15/17	19	0-4	.000	0-3	.000	2-2	1.000	0	0	0	0.9	1	2	0	1	2	4.8			
MARYLAND	01/19/17	12	1-3	.333	1-1	1.000	0-0	.000	1	0	1	0.9	0	0	0	0	0	3	4.8		
at Illinois	01/25/17	8	0-0	.000	0-0	.000	0-0	.000	0	1	1	0.9	1	2	0	0	0	0	4.5		
Totals		0	290	30-59	.508	17-34	.500	18-18	1.000	2	17	19	0.9	22	15	7	0	5	95	4.5	

### SEASON / CAREER STATS

#### POINTS

SEASON: 23 VS. SAVANNAH STATE (11/13/16)  
CAREER: 23 VS. SAVANNAH STATE (11/13/16)

#### REBOUNDS

SEASON: 3 VS. MEMPHIS (11/26/16)  
CAREER: 3, 3X, LAST VS. MEMPHIS (11/26/16)

#### ASSISTS

SEASON: 2, 4X, LAST AT ILLINOIS (1/25/17)  
CAREER: 2, 6X, LAST AT ILLINOIS (1/25/17)

#### BLOCKS

SEASON: ---  
CAREER: ---

#### STEALS

SEASON: 1, 4X, LAST AT NEBRASKA (1/5/17)  
CAREER: 1, 8X, LAST AT NOTRE DAME (11/29/16)

#### MINUTES

SEASON: 19, 4X, LAST AT N'WESTERN (1/15/17)  
CAREER: 23 VS. GARDNER-WEBB (11/13/15)

#### FIELD GOALS MADE

SEASON: 7 VS. SAVANNAH STATE (11/13/16)  
CAREER: 7, 2X, LAST VS. SAVANNAH ST (11/13/16)

#### FIELD GOALS ATTEMPTED

SEASON: 6, 2X, LAST VS. UTRGV (11/20/16)  
CAREER: 8 VS. COPPIN STATE (11/15/15)

#### 3-POINT FIELD GOALS MADE

SEASON: 4 VS. SAVANNAH STATE (11/13/16)  
CAREER: 4 VS. SAVANNAH STATE (11/13/16)

#### 3-POINT FIELD GOALS ATTEMPTED

SEASON: 6 VS. SAVANNAH STATE (11/13/16)  
CAREER: 6 VS. SAVANNAH STATE (11/13/16)

#### FREE THROWS MADE

SEASON: 5 VS. SAVANNAH STATE (11/13/16)  
CAREER: 5, 2X, LAST VS. SAVANNAH ST (11/13/16)

#### FREE THROWS ATTEMPTED

SEASON: 5 VS. SAVANNAH STATE (11/13/16)  
CAREER: 6 VS. COPPIN STATE (11/15/15)

- Netted double figures four times this season (Savannah State, UT Rio Grande Valley, North Dakota, Purdue)
- Ranks first in the team in 3-point accuracy (.500, 17-of-34)
- Equaled a career best with two assists in Iowa's loss at Northwestern on Jan. 15
- Made at least one triple nine times this year, including making six straight treys between Dec. 8-Dec. 28
- Made all 18 of his free throw attempts this season
- Scored eight points, making both 3-point attempts and both free throw attempts in win over Delaware State
- Netted 21 of his career-high 23 points in the first half against Savannah State; was 7-of-9 from the field, including 4-of-6 from 3-point range, and 5-of-5 from the foul line
- Scored 20+ points twice in his career (Coppin State in 2015 and Savannah State in 2016)

## PRODUCTION TRACKER

	Season	Career
Scored 10+ Points:	4	5
Scored 15+ Points:	1	2
Scored 20+ Points:	1	2
Had 5+ Assists:	0	0
Had 3+ Blocks:	0	0
Had 3+ Steals:	0	0
Made 3+ 3-Pointers:	2	3
Led Team in Scoring:	1	2
Led Team in Rebounding:	0	0
Led Team in Assists:	0	0
Led Team in Steals:	1	1
Led Team in Blocks:	0	0
Double-Double:	0	0



## CAREER STATS

YEAR	G/GS	FG-A	PCT	3-PT	PCT	FT-A	PCT	RB	AVG	PF-FO	AS	TO	BK	ST	PTS	AVG
Fresh.	7/0	4-8	.500	4-6	.667	1-2	.500	0	0.0	1-0	4	1	0	1	13	1.9
RS-Fresh.	27/0	28-61	.459	12-44	.273	7-10	.700	18	0.7	21-0	12	11	0	5	75	2.9
Soph.	21/0	30-59	.508	17-34	.500	18-18	1.000	19	0.9	24-0	15	7	0	5	95	4.5
<b>TOTALS</b>	<b>54/0</b>	<b>62-128</b>	<b>.484</b>	<b>33-84</b>	<b>.393</b>	<b>26-30</b>	<b>.867</b>	<b>37</b>	<b>0.7</b>	<b>44-0</b>	<b>31</b>	<b>19</b>	<b>0</b>	<b>11</b>	<b>183</b>	<b>3.3</b>



# 23 DALE JONES

Senior • Forward • 6-7 • 227  
 Waterloo, Iowa • Waterloo West HS • Tyler JC (Texas)



## 2016-17 GAME-BY-GAME STATS

Opponent	Date	gs	min	Total		3-Pointers		Free throws		Rebounds				pts	avg					
				fg-fga	pct	3fg-fga	pct	ft-fa	pct	off	def	tot	avg			pf	a	t/o	blk	stl
SETON HALL	11/17/16	2		0-1	.000	0-0	.000	0-0	.000	0	1	1	1.0	1	1	1	0	0	0	0.0
MARYLAND	01/19/17	4		0-2	.000	0-2	.000	0-0	.000	0	2	2	1.5	0	0	0	0	0	0	0.0
at Illinois	01/25/17	0		0-0	.000	0-0	.000	0-0	.000	0	0	0	1.0	0	0	0	0	0	0	0.0
<b>Totals</b>		<b>0</b>	<b>6</b>	<b>0-3</b>	<b>.000</b>	<b>0-2</b>	<b>.000</b>	<b>0-0</b>	<b>.000</b>	<b>0</b>	<b>3</b>	<b>3</b>	<b>1.0</b>	<b>1</b>	<b>1</b>	<b>1</b>	<b>0</b>	<b>0</b>	<b>0</b>	<b>0.0</b>

### SEASON / CAREER STATS

#### POINTS

SEASON: ---

CAREER: 16 vs. COPPIN STATE (11/15/15)

#### REBOUNDS

SEASON: 2 vs. MARYLAND (1/19/17)

CAREER: 7 vs. COPPIN STATE (11/15/15)

#### ASSISTS

SEASON: 1 vs. SETON HALL (11/17/16)

CAREER: 2 vs. COPPIN STATE (11/15/15)

#### BLOCKS

SEASON: ---

CAREER: 1, 2x, LAST vs. DAYTON (11/26/15)

#### STEALS

SEASON: ---

CAREER: 1 vs. DAYTON (11/26/15)

#### MINUTES

SEASON: 4 vs. MARYLAND (1/19/17)

CAREER: 22 vs. COPPIN STATE (11/15/15)

#### FIELD GOALS MADE

SEASON: ---

CAREER: 6 vs. COPPIN STATE (11/15/15)

#### FIELD GOALS ATTEMPTED

SEASON: 2 vs. MARYLAND (1/19/17)

CAREER: 9 vs. COPPIN STATE (11/15/15)

#### 3-POINT FIELD GOALS MADE

SEASON: ---

CAREER: 4 vs. COPPIN STATE (11/15/15)

#### 3-POINT FIELD GOALS ATTEMPTED

SEASON: 2 vs. MARYLAND (1/19/17)

CAREER: 6 vs. COPPIN STATE (11/15/15)

#### FREE THROWS MADE

SEASON: ---

CAREER: ---

#### FREE THROWS ATTEMPTED

SEASON: ---

CAREER: ---

- Suffered a fractured wrist first game played of the season against Seton Hall contest (Nov. 17)
- Returned to action against #25 Maryland (Jan. 19) after missing the last 16 games due to injury
- Had two shot attempts in four minutes of action versus #25 Maryland on Jan. 19
- Played two minutes in his season debut against Seton Hall, registering one assist
- Saw action in six games prior to suffering a season-ending knee injury in practice on Dec. 1, 2015
- Spent first three years of college at Tyler JC in Texas (medical redshirt in 2014)

## PRODUCTION TRACKER

	Season	Career
Scored 10+ Points:	0	1
Scored 15+ Points:	0	1
Scored 20+ Points:	0	0
Had 5+ Assists:	0	0
Had 3+ Blocks:	0	0
Had 3+ Steals:	0	0
Made 3+ 3-Pointers:	0	1
Led Team in Scoring:	0	0
Led Team in Rebounding:	0	0
Led Team in Assists:	0	0
Led Team in Steals:	0	0
Led Team in Blocks:	0	0
Double-Double:	0	0



## CAREER STATS

YEAR	G/GS	FG-A	PCT	3-PT	PCT	FT-A	PCT	RB	AVG	PF-FO	AS	TO	BK	ST	PTS	AVG
Junior	6/0	12-30	.400	9-20	.450	0-0	.000	18	3.0	11-0	3	4	2	1	33	5.5
Senior	3/0	0-2	.000	0-2	.000	0-0	.000	3	1.0	1-0	1	1	0	0	0	0.0
<b>TOTALS</b>	<b>9/0</b>	<b>12-33</b>	<b>.364</b>	<b>9-22</b>	<b>.409</b>	<b>0-0</b>	<b>.000</b>	<b>21</b>	<b>2.3</b>	<b>12-0</b>	<b>4</b>	<b>5</b>	<b>2</b>	<b>1</b>	<b>33</b>	<b>3.7</b>

# 15 RYAN KRIENER

Freshman • Forward • 6-9 • 247  
Spirit Lake, Iowa • Spirit Lake HS



## 2016-17 GAME-BY-GAME STATS

Opponent	Date	gs	min	Total		3-Pointers		Free throws		Rebounds				pf	a	t/o	blk	stl	pts	avg
				fg-fga	pct	3fg-fga	pct	ft-fa	pct	off	def	tot	avg							
KENNESAW STATE	11/11/16	9	2-3	.667	0-1	.000	2-2	1.000	0	3	3	3.0	1	0	1	0	1	6	6.0	
SAVANNAH STATE	11/13/16	10	3-6	.500	0-0	.000	2-2	1.000	2	3	5	4.0	2	1	3	0	0	8	7.0	
UT RIO GRANDE VALLEY	11/20/16	13	1-2	.500	0-0	.000	1-3	.333	1	4	5	4.3	2	2	1	3	0	3	5.7	
vs Virginia	11/25/16	5	0-1	.000	0-1	.000	0-0	.000	0	0	0	3.3	0	0	0	0	0	0	4.3	
at Notre Dame	11/29/16	2	0-1	.000	0-0	.000	0-0	.000	0	0	0	2.6	2	0	1	0	1	0	3.4	
OMAHA	12/03/16	3	0-1	.000	0-0	.000	0-0	.000	1	1	2	2.5	0	0	0	0	0	0	2.8	
STETSON	12/05/16	6	1-1	1.000	0-0	.000	0-0	.000	1	2	3	2.6	1	0	0	1	0	2	2.7	
vs Northern Iowa	12/17/16	4	1-2	.500	0-0	.000	0-0	.000	1	1	2	2.5	1	0	0	0	0	2	2.6	
NORTH DAKOTA	12/20/16	2	1-1	1.000	0-0	.000	0-0	.000	0	0	0	2.2	0	0	0	0	1	2	2.6	
DELAWARE STATE	12/22/16	14	2-2	1.000	0-0	.000	1-3	.333	1	5	6	2.6	3	0	1	0	0	5	2.8	
at Purdue	12/28/16	8	1-2	.500	0-0	.000	0-0	.000	0	2	2	2.5	0	0	0	0	0	2	2.7	
PURDUE	01/12/17	8	3-4	.750	0-0	.000	0-0	.000	0	2	2	2.5	2	0	0	0	0	6	3.0	
at Northwestern	01/15/17	22	6-7	.857	1-2	.500	1-2	.500	2	0	2	2.5	1	0	1	0	0	14	3.8	
MARYLAND	01/19/17	15	2-6	.333	0-0	.000	0-0	.000	2	4	6	2.7	4	1	2	0	1	4	3.9	
at Illinois	01/25/17	11	2-6	.333	0-1	.000	0-0	.000	0	3	3	2.7	3	0	0	0	0	4	3.9	
Totals		0	132	25-45	.556	1-5	.200	7-12	.583	11	30	41	2.7	22	4	10	4	4	58	3.9

### SEASON / CAREER STATS

#### POINTS

SEASON: 14 AT NORTHWESTERN (1/15/17)

#### REBOUNDS

SEASON: 6, 2X, LAST VS. MARYLAND (1/19/17)

#### ASSISTS

SEASON: 2 VS. UTRGV (11/20/16)

#### BLOCKS

SEASON: 3 VS. UTRGV (11/20/16)

#### STEALS

SEASON: 1, 2X, LAST AT NOTRE DAME (11/29/16)

#### MINUTES

SEASON: 22 AT NORTHWESTERN (1/15/17)

#### FIELD GOALS MADE

SEASON: 6 AT NORTHWESTERN (1/15/17)

#### FIELD GOALS ATTEMPTED

SEASON: 7 AT NORTHWESTERN (1/15/17)

#### 3-POINT FIELD GOALS MADE

SEASON: 1 AT NORTHWESTERN (1/15/17)

#### 3-POINT FIELD GOALS ATTEMPTED

SEASON: 2 AT NORTHWESTERN (1/15/17)

#### FREE THROWS MADE

SEASON: 2, 2X, LAST VS. SAVANNAH ST (11/13/16)

#### FREE THROWS ATTEMPTED

SEASON: 3, 2X, LAST VS. DEL. STATE (12/22/16)

- Scored in 12 games, including the last nine contests played
- Equaled a personal best with six rebounds in last game against #25 Maryland
- Posted personal bests in scoring (14), minutes (22) and 3-pointers made (1) in loss at Northwestern
- Played key role in win over #17/19 Purdue (6 points & 2 rebounds in 8 second-half minutes)
- Grabbed five or more rebounds three times (Savannah State, UT Rio Grande Valley, Delaware State)
- Posted a personal best with six rebounds and also netted five points in triumph over Delaware State
- Blocked a personal-best three shots in only 13 minutes of action versus UT Rio Grande Valley (Nov. 20)
- Posted six points, three rebounds, and one steal in season opening win over Kennsaw State (Nov. 11)
- Played on the same AAU squad as classmates Cordell Pemsil and Jordan Bohannon
- Amassed 1,320 points and 550 rebounds at Spirit Lake High School
- Father (basketball) and mother (cheerleader) both attended Mankato State University

## PRODUCTION TRACKER

	Season	Career
Scored 10+ Points:	1	1
Scored 15+ Points:	0	0
Scored 20+ Points:	0	0
Had 5+ Assists:	0	0
Had 3+ Blocks:	1	1
Had 3+ Steals:	0	0
Made 3+ 3-Pointers:	0	0
Led Team in Scoring:	1	1
Led Team in Rebounding:	0	0
Led Team in Assists:	0	0
Led Team in Steals:	0	0
Led Team in Blocks:	1	1
Double-Double:	0	0



## CAREER STATS

YEAR	G/GS	FG-A	PCT	3-PT	PCT	FT-A	PCT	RB	AVG	PF-FO	AS	TO	BK	ST	PTS	AVG
Fresh.	15/0	25-45	.556	1-5	.200	7-12	.583	41	2.7	22-0	4	10	4	4	58	3.9



# 4 ISAIAH MOSS

**RS-Freshman • Guard • 6-5 • 205**  
**Chicago, Illinois • Simeon HS**



## 2016-17 GAME-BY-GAME STATS

Opponent	Date	gs	min	Total		3-Pointers		Free throws		Rebounds				pts	avg					
				fg-fga	pct	3fg-fga	pct	ft-fa	pct	off	def	tot	avg							
KENNESAW STATE	11/11/16	4	1-2	.500	0-0	.000	0-0	.000	0	0	0	0.0	1	0	1	1	0	2	2.0	
SAVANNAH STATE	11/13/16	19	3-13	.231	3-9	.333	0-0	.000	0	1	1	0.5	3	1	1	2	1	9	5.5	
SETON HALL	11/17/16	2	0-1	.000	0-0	.000	0-0	.000	0	0	0	0.3	1	0	0	0	0	0	3.7	
UT RIO GRANDE VALLEY	11/20/16	18	5-7	.714	2-4	.500	2-2	1.000	0	2	2	0.8	1	1	2	0	0	14	6.3	
vs Virginia	11/25/16	12	0-3	.000	0-2	.000	0-0	.000	0	1	1	0.8	0	0	1	0	0	0	5.0	
vs Memphis	11/26/16	2	1-2	.500	0-1	.000	0-0	.000	0	0	0	0.7	0	0	0	0	0	2	4.5	
at Notre Dame	11/29/16 *	24	2-4	.500	1-2	.500	0-0	.000	0	2	2	0.9	2	5	0	1	0	5	4.6	
OMAHA	12/03/16 *	12	2-3	.667	1-2	.500	0-1	.000	0	1	1	0.9	5	0	2	1	0	5	4.6	
STETSON	12/05/16 *	32	8-13	.615	5-8	.625	0-0	.000	1	5	6	1.4	2	2	0	2	2	21	6.4	
IOWA STATE	12/08/16 *	31	6-11	.545	1-4	.250	1-2	.500	2	2	4	1.7	1	1	1	1	1	14	7.2	
vs Northern Iowa	12/17/16 *	15	2-6	.333	0-2	.000	3-3	1.000	0	1	1	1.6	3	1	0	0	0	7	7.2	
NORTH DAKOTA	12/20/16 *	26	3-6	.500	1-1	1.000	2-2	1.000	0	3	3	1.8	0	2	0	0	1	9	7.3	
DELAWARE STATE	12/22/16 *	16	3-5	.600	0-2	.000	4-5	.800	0	2	2	1.8	3	0	4	0	1	10	7.5	
at Purdue	12/28/16 *	18	0-4	.000	0-1	.000	0-0	.000	0	0	0	1.6	1	0	2	0	0	0	7.0	
MICHIGAN	01/01/17 *	20	3-4	.750	1-1	1.000	0-0	.000	0	3	3	1.7	1	0	0	0	0	7	7.0	
at Nebraska	01/05/17 *	37	7-15	.467	1-5	.200	2-2	1.000	1	3	4	1.9	3	1	2	1	0	17	7.6	
RUTGERS	01/08/17 *	18	3-4	.750	2-3	.667	0-0	.000	1	1	2	1.9	0	0	2	0	0	8	7.6	
PURDUE	01/12/17 *	16	1-4	.250	0-1	.000	0-0	.000	0	0	0	1.8	1	0	0	0	0	2	7.3	
at Northwestern	01/15/17 *	16	1-4	.250	0-0	.000	0-0	.000	0	0	0	1.7	1	1	3	0	0	2	7.1	
MARYLAND	01/19/17 *	15	3-8	.375	0-3	.000	2-2	1.000	0	1	1	1.7	0	0	0	0	1	8	7.1	
at Illinois	01/25/17 *	6	0-0	.000	0-0	.000	0-0	.000	0	0	0	1.6	0	0	1	0	0	0	6.8	
<b>Totals</b>		<b>15</b>	<b>359</b>	<b>54-119</b>	<b>.454</b>	<b>18-51</b>	<b>.353</b>	<b>16-19</b>	<b>.842</b>	<b>5</b>	<b>28</b>	<b>33</b>	<b>1.6</b>	<b>29</b>	<b>15</b>	<b>24</b>	<b>7</b>	<b>7</b>	<b>142</b>	<b>6.8</b>

### SEASON / CAREER STATS

#### POINTS

SEASON: 21 vs. STETSON (12/5/16)

#### REBOUNDS

SEASON: 6 vs. STETSON (12/5/16)

#### ASSISTS

SEASON: 5 AT NOTRE DAME (11/29/16)

#### BLOCKS

SEASON: 2 vs. SAVANNAH STATE (11/13/16)

#### STEALS

SEASON: 2 vs. STETSON (12/5/16)

#### MINUTES

SEASON: 37 AT NEBRASKA (1/5/17)

#### FIELD GOALS MADE

SEASON: 8 vs. STETSON (12/5/16)

#### FIELD GOALS ATTEMPTED

SEASON: 15 AT NEBRASKA (1/5/17)

#### 3-POINT FIELD GOALS MADE

SEASON: 5 vs. STETSON (12/5/16)

#### 3-POINT FIELD GOALS ATTEMPTED

SEASON: 9 vs. SAVANNAH STATE (11/13/16)

#### FREE THROWS MADE

SEASON: 4 vs. DELAWARE STATE (12/22/16)

#### FREE THROWS ATTEMPTED

SEASON: 5 vs. DELAWARE (12/22/16)

- Started the last 15 games at guard
- Iowa is 4-1 this season when Moss scores in double figures, with the one loss coming in 2OT (Nebraska)
- Shot 50 percent or better from the field in 11-of-21 games
- Has missed only three free throws (16-of-19)
- Netted 15 of his 17 points in the first half at Nebraska (Jan. 5)
- Big Ten Freshman of the Week (Dec. 12)
- Averaged 17.5 points, 5 rebounds, 1.5 steals, and 1.5 assists in wins over Stetson and #25 Iowa State
- Netted 14 crucial points and grabbed four boards in Iowa's win over #25 Iowa State
- Posted personal bests in scoring (21), rebounds (6), steals (2), and minutes played (32) in Iowa's win over Stetson
- Totaled two assists the first six games of the season, then was credited with five at Notre Dame
- Tallied nine points in Iowa's win over Savannah State
- Netted 14 points in Iowa's win over UT Rio Grande Valley

## PRODUCTION TRACKER

	Season	Career
Scored 10+ Points:	5	5
Scored 15+ Points:	2	2
Scored 20+ Points:	1	1
Had 5+ Assists:	1	1
Had 3+ Blocks:	0	0
Had 3+ Steals:	0	0
Made 3+ 3-Pointers:	0	0
Led Team in Scoring:	0	0
Led Team in Rebounding:	0	0
Led Team in Assists:	0	0
Led Team in Steals:	1	1
Led Team in Blocks:	3	3
Double-Double:	0	0




### CAREER STATS

YEAR	G/GS	FG-A	PCT	3-PT	PCT	FT-A	PCT	RB	AVG	PF-FO	AS	TO	BK	ST	PTS	AVG
Fresh.	21/15	54-119	.454	18-51	.353	16-19	.842	33	1.6	29-1	15	24	7	7	142	6.8

# 35 CORDELL PEMSL

Freshman • Forward • 6-8 • 249  
Dubuque, Iowa • Wahlert HS



## 2016-17 GAME-BY-GAME STATS

Opponent	Date	gs	min	Total		3-Pointers		Free throws		Rebounds				pf	a	t/o	blk	stl	pts	avg	
				fg-fga	pct	3fg-fga	pct	ft-fta	pct	off	def	tot	avg								
KENNESAW STATE	11/11/16		16	4-7	.571	0-0	.000	2-7	.286	3	3	6	6.0	2	0	0	2	1	10	10.0	
SAVANNAH STATE	11/13/16		18	7-7	1.000	0-0	.000	4-4	1.000	2	7	9	7.5	1	3	2	0	0	18	14.0	
SETON HALL	11/17/16		6	1-3	.333	0-1	.000	0-0	.000	1	4	5	6.7	1	0	2	0	0	2	10.0	
UT RIO GRANDE VALLEY	11/20/16		6	0-1	.000	0-0	.000	1-4	.250	1	0	1	5.3	1	0	1	0	0	1	7.8	
vs Virginia	11/25/16		17	0-0	.000	0-0	.000	1-3	.333	2	3	5	5.2	1	0	2	1	0	1	6.4	
vs Memphis	11/26/16		18	3-4	.750	0-0	.000	0-2	.000	0	4	4	5.0	0	0	1	2	0	6	6.3	
at Notre Dame	11/29/16	*	23	8-9	.889	0-0	.000	2-3	.667	0	2	2	4.6	4	3	1	0	1	18	8.0	
OMAHA	12/03/16	*	24	6-7	.857	0-0	.000	6-7	.857	1	3	4	4.5	4	2	4	1	1	18	9.3	
STETSON	12/05/16	*	22	9-11	.818	0-0	.000	3-5	.600	5	3	8	4.9	3	2	0	2	0	21	10.6	
IOWA STATE	12/08/16	*	28	4-7	.571	0-0	.000	3-5	.600	1	4	5	4.9	3	0	2	1	0	11	10.6	
vs Northern Iowa	12/17/16	*	18	4-4	1.000	0-0	.000	2-3	.667	0	5	5	4.9	3	0	1	0	1	10	10.5	
NORTH DAKOTA	12/20/16		24	4-7	.571	0-0	.000	1-8	.125	4	7	11	5.4	4	1	1	1	1	9	10.4	
DELAWARE STATE	12/22/16	*	20	2-3	.667	0-0	.000	4-5	.800	1	2	3	5.2	3	2	1	2	1	2	8	10.2
at Purdue	12/28/16	*	16	4-8	.500	0-0	.000	2-2	1.000	3	1	4	5.1	4	1	3	0	0	10	10.2	
MICHIGAN	01/01/17	*	31	2-8	.250	0-0	.000	0-0	.000	3	5	8	5.3	2	3	1	2	3	4	9.8	
at Nebraska	01/05/17	*	34	3-6	.500	0-0	.000	4-6	.667	1	5	6	5.4	2	1	4	0	0	10	9.8	
RUTGERS	01/08/17	*	31	5-8	.625	0-0	.000	3-5	.600	0	2	2	5.2	3	1	2	3	0	13	10.0	
PURDUE	01/12/17	*	20	2-5	.400	0-0	.000	0-3	.000	3	5	8	5.3	3	1	1	1	0	4	9.7	
at Northwestern	01/15/17	*	13	0-2	.000	0-0	.000	2-4	.500	1	0	1	5.1	0	0	2	0	1	2	9.3	
MARYLAND	01/19/17	*	18	4-8	.500	0-0	.000	1-2	.500	1	3	4	5.1	3	0	2	2	1	9	9.3	
at Illinois	01/25/17	*	11	3-5	.600	0-0	.000	0-1	.000	3	1	4	5.0	3	0	0	0	0	6	9.1	
<b>Totals</b>			14	414	75-120	.625	0-1	.000	41-79	.519	36	69	105	5.0	50	20	34	19	12	191	9.1

**SEASON / CAREER STATS**

**POINTS**  
SEASON: 21 vs. STETSON (12/5/16)

**REBOUNDS**  
SEASON: 11 vs. NORTH DAKOTA (12/20/16)

**ASSISTS**  
SEASON: 3, 2x, LAST AT NOTRE DAME (11/29/16)

**BLOCKS**  
SEASON: 3 vs. RUTGERS (1/8/17)

**STEALS**  
SEASON: 3 vs. MICHIGAN (1/1/17)

**MINUTES**  
SEASON: 34 AT NEBRASKA (1/5/17)

**FIELD GOALS MADE**  
SEASON: 9 vs. STETSON (12/5/16)

**FIELD GOALS ATTEMPTED**  
SEASON: 11 vs. STETSON (12/5/16)

**3-POINT FIELD GOALS MADE**  
SEASON: ---

**3-POINT FIELD GOALS ATTEMPTED**  
SEASON: ---

**FREE THROWS MADE**  
SEASON: 6 vs. OMAHA (12/3/16)

**FREE THROWS ATTEMPTED**  
SEASON: 7, 2x, LAST vs. OMAHA (12/3/16)

- Scored in double figures 10 times, including eight times as a starter
- Ranks 26th nationally in field goal percentage (.625, 75-of-120) and is third on the team in scoring (9.1)
- Blocked a personal-best three shots and scored 13 points in home win over Rutgers on Jan. 5
- Grabbed five or more rebounds 11 times, including a personal-best 11 vs. North Dakota on Dec. 20
- Posted personal bests in blocks (2) and steals (3), while snagging a team-best eight boards in win over Michigan
- Posted nine points and a team-best 11 rebounds in win over North Dakota on Dec. 20
- Netted a personal-best 21 points and equaled a career high with two blocks in Iowa's win over Stetson
- Netted 18 points on 6-of-7 shooting from both the field and free throw line against Omaha
- Tallied 18 points on 8-of-9 shooting from the field and 2-of-3 from the FT line at Notre Dame (Nov. 29)
- Made every shot in win over Savannah State (7-of-7 FG, 4-of-4 FT), while also grabbing a team-best 9 rebounds
- Played on the same AAU squad as classmates Ryan Kriener and Jordan Bohannon
- Member of two Iowa Class 3A team championships (2014, 2015) and was runner-up in 2016
- Ranks first at Wahlert HS with 1,611 career points, second in rebounding (878), and seventh in assists (184)

## PRODUCTION TRACKER

	Season	Career
Scored 10+ Points:	8	8
Scored 15+ Points:	4	4
Scored 20+ Points:	1	1
Had 5+ Assists:	0	0
Had 3+ Blocks:	1	1
Had 3+ Steals:	0	0
Made 3+ 3-Pointers:	0	0
Led Team in Scoring:	2	2
Led Team in Rebounding:	4	4
Led Team in Assists:	0	0
Led Team in Steals:	2	2
Led Team in Blocks:	7	7
Double-Double:	0	0




## CAREER STATS

YEAR	G/GS	FG-A	PCT	3-PT	PCT	FT-A	PCT	RB	AVG	PF-FO	AS	TO	BK	ST	PTS	AVG
Fresh.	21/14	75-120	.625	0-1	.000	41-79	.519	105	5.0	50-0	20	34	19	12	191	9.1

# 11 CHARLIE ROSE

Junior • Guard • 6-4 • 185  
Elmhurst, Illinois • York Community



## 2016-17 GAME-BY-GAME STATS

Opponent	Date	gs	min	Total		3-Pointers		Free throws		Rebounds				pf	a	t/o	blk	stl	pts	avg
				fg-fga	pct	3fg-fga	pct	ft-fa	pct	off	def	tot	avg							
KENNESAW STATE	11/11/16	1	0-0	.000	0-0	.000	0-0	.000	0	1	1	1.0	2	0	1	0	0	0	0	0.0
SAVANNAH STATE	11/13/16	1	1-2	.500	0-0	.000	0-0	.000	0	0	0	0.5	0	0	0	0	0	0	2	1.0
UT RIO GRANDE VALLEY	11/20/16	2	0-0	.000	0-0	.000	0-0	.000	0	0	0	0.3	1	0	0	0	0	0	0	0.7
STETSON	12/05/16	2	0-1	.000	0-1	.000	0-0	.000	0	0	0	0.3	0	0	0	0	0	0	0	0.5
vs Northern Iowa	12/17/16	1	0-0	.000	0-0	.000	0-0	.000	0	0	0	0.2	0	0	0	0	0	0	0	0.4
DELAWARE STATE	12/22/16	1	0-0	.000	0-0	.000	0-0	.000	0	0	0	0.2	0	1	0	0	0	0	0	0.3
Totals		0	8	1-3	.333	0-1	.000	0-0	.000	0	1	1	0.2	3	1	1	0	0	2	0.3

### SEASON / CAREER STATS

#### POINTS

SEASON: 2 VS. SAVANNAH STATE (11/13/16)  
CAREER: 3 VS. NORTH DAKOTA ST (11/17/14)

#### REBOUNDS

SEASON: 1 VS. KENNESAW STATE (11/11/16)  
CAREER: 1 VS. KENNESAW STATE (11/11/16)

#### ASSISTS

SEASON: 1 VS. DELAWARE STATE (12/22/16)  
CAREER: 1, 2X, LAST VS. DEL. STATE (12/22/16)

#### BLOCKS

SEASON: ---  
CAREER: ---

#### STEALS

SEASON: ---  
CAREER: ---

#### MINUTES

SEASON: 2, 2X, LAST VS. STETSON (12/5/16)  
CAREER: 3, 3X, LAST VS. RUTGERS (2/19/15)

#### FIELD GOALS MADE

SEASON: 1, 2X, LAST VS. SAVANNAH ST (11/13/16)  
CAREER: 1, 2X, LAST VS. SAVANNAH ST (11/13/16)

#### FIELD GOALS ATTEMPTED

SEASON: 2 VS. SAVANNAH STATE (11/13/16)  
CAREER: 2 VS. SAVANNAH STATE (11/13/16)

#### 3-POINT FIELD GOALS MADE

SEASON: ---  
CAREER: 1 VS. NORTH DAKOTA ST (11/17/14)

#### 3-POINT FIELD GOALS ATTEMPTED

SEASON: ---  
CAREER: 1 VS. NORTH DAKOTA ST (11/17/14)

#### FREE THROWS MADE

SEASON: ---  
CAREER: ---


#### FREE THROWS ATTEMPTED

SEASON: ---  
CAREER: ---

- Non-scholarship athlete
- Played in six games this season

## PRODUCTION TRACKER

	Season	Career
Scored 10+ Points:	0	0
Scored 15+ Points:	0	0
Scored 20+ Points:	0	0
Had 5+ Assists:	0	0
Had 3+ Blocks:	0	0
Had 3+ Steals:	0	0
Made 3+ 3-Pointers:	0	0
Led Team in Scoring:	0	0
Led Team in Rebounding:	0	0
Led Team in Assists:	0	0
Led Team in Steals:	0	0
Led Team in Blocks:	0	0
Double-Double:	0	0



## CAREER STATS

YEAR	G/GS	FG-A	PCT	3-PT	PCT	FT-A	PCT	RB	AVG	PF-FO	AS	TO	BK	ST	PTS	AVG
Fresh.	8/0	1-1	1.000	1-1	1.000	0-0	.000	0	0.0	0-0	1	1	0	0	3	0.4
Junior	6/0	1-3	.333	0-1	.000	0-0	.000	1	0.2	3-0	1	1	0	0	2	0.3
<b>TOTALS</b>	<b>14/0</b>	<b>2-4</b>	<b>.500</b>	<b>1-2</b>	<b>.500</b>	<b>0-0</b>	<b>.000</b>	<b>1</b>	<b>0.1</b>	<b>3-0</b>	<b>2</b>	<b>2</b>	<b>0</b>	<b>0</b>	<b>5</b>	<b>0.4</b>









# GAME-BY-GAME RESULTS

Overall: 11-10      Big Ten: 3-5      Home: 10-3      Away: 0-5      Neutral: 1-2

Date	Opponent	Result	Attend.	Top Scorer	Top Rebounder
Nov. 11	Kennesaw State	W, 91-74	13,007	Peter Jok, 27	Tyler Cook, 10
Nov. 13	Savannah State	W, 116-84	11,371	Brady Ellingson, 23	Wagner/Pemsl, 9
Nov. 17	Seton Hall	L, 83-91	10,391	Peter Jok, 30	Peter Jok, 11
Nov. 20	UT Rio Grande Valley	W, 95-67	11,596	Peter Jok, 27	Nicholas Baer, 7
^ Nov. 25	vs. #6/7 Virginia	L, 41-74	2,196	Peter Jok, 13	Cook/Baer, 6
^ Nov. 26	vs. Memphis	L, 92-100	2,196	Peter Jok, 42	Tyler Cook, 7
Nov. 29	at Notre Dame	L, 78-92	7,660	Jordan Bohannon, 23	Nicholas Baer, 12
Dec. 3	Omaha	L, 89-98	11,618	Peter Jok, 33	Peter Jok, 10
Dec. 5	Stetson	W, 95-68	9,839	Moss/Pemsl, 21	Pemsl, Jok, 8
+ Dec. 8	#25/25 Iowa State	W, 78-64	13,956	Peter Jok, 23	Peter Jok, 9
# Dec. 17	vs. Northern Iowa	W, 69-46	15,028	Peter Jok, 21	Nicholas Baer, 11
Dec. 20	North Dakota	W, 84-73	11,099	Bohannon/Jok, 18	Cordell Pemsl, 11
Dec. 22	Delaware State	W, 89-57	11,886	Peter Jok, 17	Dailey/Uhl, 7
* Dec. 28	at #15/15 Purdue	L, 67-89	14,804	Peter Jok, 13	Nicholas Baer, 7
* Jan. 1	vs. Michigan	W, 86-83 (OT)	13,988	Peter Jok, 25	Cook/Pemsl, 8
* Jan. 5	at Nebraska	L, 90-93 (2OT)	14,939	Peter Jok, 34	Nicholas Baer, 11
* Jan. 8	Rutgers	W, 68-62	11,347	Peter Jok, 18	Peter Jok, 11
* Jan. 12	#17/19 Purdue	W, 83-78	10,752	Peter Jok, 29	Nicholas Baer, 10
* Jan. 15	at Northwestern	L, 54-89	7,732	Kriener/Cook, 14	Tyler Cook, 5
* Jan. 19	#25/25 Maryland	L, 76-84	11,040	Peter Jok, 14	Tyler Cook, 7
* Jan. 25	at Illinois	L, 64-76	11,787	Baer/Wagner, 12	Nicholar Baer, 7

^ - Emerald Coast Classic -- Niceville, Florida

\$ - ACC/Big Ten Challenge

+ - Iowa Corn Cy-Hawk Series

# - The Hy-Vee Classic -- Des Moines, Iowa

\* - Big Ten Conference Game

% - Big Ten Tournament -- Washington D.C.

Attendance Summary	Games	Totals	Average
Home	13	151,890	11,683
Away	5	56,922	11,384
Neutral	3	19,420	6,473
<b>Totals</b>	<b>21</b>	<b>228,232</b>	<b>9,846</b>



# GAME-BY-GAME STATISTICS

Team	Score	FG-A	PCT	3-PT. FG	PCT	FT-A	PCT	REB	PF	AS	TO	BS	ST
at Iowa	91	30-60	.500	7-22	.318	24-34	.706	39	21	17	17	8	9
Kennesaw State	74	30-70	.429	8-15	.533	6-15	.400	41	25	19	21	1	9
at Iowa	116	42-87	.483	18-43	.419	14-20	.700	52	20	33	15	5	6
Savannah State	84	30-68	.441	11-28	.393	13-24	.542	40	20	21	20	4	12
at Iowa	83	28-61	.459	8-21	.381	19-32	.594	46	24	16	17	2	9
Seton Hall	91	33-65	.508	8-17	.471	17-31	.548	38	24	11	12	2	10
at Iowa	95	32-63	.508	11-29	.379	20-30	.667	38	12	22	16	4	10
UT Rio Grande Valley	67	23-67	.343	9-27	.333	12-14	.857	42	23	13	26	2	5
Iowa	41	15-48	.313	6-23	.261	5-10	.500	34	17	8	18	2	3
vs. #6/7 Virginia	74	29-60	.483	8-17	.471	8-13	.615	36	13	18	5	5	9
Iowa	92	30-55	.545	11-23	.478	21-24	.875	32	17	16	18	4	6
vs. Memphis	100	40-72	.556	7-18	.389	13-20	.650	31	19	17	7	1	9
Iowa	78	27-71	.380	12-35	.343	12-16	.750	32	23	22	6	2	8
at Notre Dame	92	26-55	.473	10-23	.435	30-33	.909	45	17	11	14	6	4
at Iowa	89	27-67	.403	14-34	.412	21-27	.778	39	25	17	15	8	4
Omaha	98	34-71	.479	9-25	.360	21-27	.778	47	22	18	12	2	6
at Iowa	95	36-73	.493	6-23	.261	17-28	.607	52	15	21	5	5	5
Stetson	68	25-72	.347	8-33	.242	10-16	.625	43	23	16	10	3	3
at Iowa	78	26-55	.473	9-22	.409	17-24	.708	42	15	13	13	3	5
#25/25 Iowa State	64	25-70	.357	8-30	.267	6-9	.667	39	25	9	11	1	7
Iowa	69	28-58	.483	6-20	.300	7-9	.778	43	17	14	13	2	4
vs. Northern Iowa	46	15-56	.268	6-26	.231	10-14	.714	21	12	9	11	1	5
at Iowa	84	28-60	.467	5-12	.417	23-34	.676	41	18	17	10	4	8
North Dakota	73	27-65	.415	7-21	.333	12-14	.857	37	24	18	16	1	7
at Iowa	89	29-51	.569	8-20	.400	23-35	.657	39	20	17	17	4	12
Delaware State	57	16-66	.242	6-24	.250	19-26	.731	40	22	9	18	0	7
Iowa	67	25-67	.373	4-17	.235	13-13	1.000	35	14	16	14	1	9
at #15/15 Purdue	87	34-67	.507	12-29	.414	9-10	.900	37	13	27	14	6	7
at Iowa	86	33-69	.478	11-19	.579	9-15	.600	42	13	15	9	3	6
Michigan (OT)	83	34-74	.459	12-35	.343	3-5	.600	39	16	21	8	2	7
Iowa	90	34-77	.442	9-29	.310	13-17	.765	51	23	11	19	8	4
at Nebraska (2OT)	93	32-70	.457	10-23	.435	19-35	.543	42	18	18	14	7	14
at Iowa	68	23-53	.434	6-20	.300	16-23	.696	36	12	16	18	9	10
Rutgers	62	28-73	.384	4-15	.267	2-4	.500	44	22	13	17	3	10
at Iowa	83	34-60	.567	6-14	.429	9-18	.500	35	18	22	10	3	5
#17/19 Purdue	78	23-53	.434	11-28	.393	21-25	.840	28	16	18	11	1	5
Iowa	54	18-51	.353	4-17	.235	14-22	.636	24	13	12	14	0	6
at Northwestern	89	37-62	.597	11-24	.458	4-9	.444	39	18	29	12	4	10
at Iowa	76	25-70	.357	7-28	.250	19-25	.760	40	16	16	16	4	14
#25/25 Maryland	84	30-53	.566	11-23	.478	13-18	.722	37	21	23	21	4	14
Iowa	64	26-65	.400	5-23	.217	7-16	.438	36	19	14	13	4	3
at Illinois	76	26-58	.448	9-19	.474	15-19	.789	38	19	18	12	2	8





# SEASON & CAREER BESTS/THE LAST TIME...

## Season Bests

Player	Points	3-Pointers	Rebounds	Assists	Blocks	Steals
Nicholas Baer	11, Northern Iowa	3, twice	12, Notre Dame	6, Savannah State	6, Nebraska	3, five times
Jordan Bohannon	23, Notre Dame	7, Notre Dame	5, twice	9, Purdue	1, Nebraska	4, Maryland
Tyler Cook	24, Seton Hall	1, Seton Hall	10, Kennesaw State	2, four times	2, Memphis	2, two times
Maishe Dailey	8, Delaware State	2, twice	7, Delaware State	2, Delaware State	1, Savannah State	2, Savannah State
Brady Ellingson	23, Savannah State	4, Savannah State	3, Memphis	2, three times	---	1, four times
Peter Jok	42, Memphis	8, Memphis	11, twice	8, Purdue	1, Purdue	4, Maryland
Dale Jones	---	---	2, Maryland	1, Seton Hall	---	---
Ryan Kriener	14, Northwestern	1, Northwestern	6, twice	2, UTRGV	3, UTRGV	1, four times
Isaiah Moss	21, Stetson	5, Stetson	6, Stetson	5, Notre Dame	2, Savannah State	2, Stetson
Cordell Pemsil	21, Stetson	---	11, North Dakota	3, twice	3, Rutgers	3, Michigan
Charlie Rose	---	---	1, Kennesaw State	1, Delaware State	---	---
Dom Uhl	9, Virginia	1, seven times	10, Seton Hall	4, UTRGV	5, Rutgers	1, three times
Ahmad Wagner	12, four times	---	9, Savannah State	5, Northwestern	4, Kennesaw State	3, Rutgers
Christian Williams	9, Delaware State	2, Seton Hall	6, Stetson	5, Kennesaw State	1, Kennesaw State	3, twice

## Career Bests

Player	Points	3-Pointers	Rebounds	Assists	Blocks	Steals
Nicholas Baer	19, Tenn. Tech, '15	4, UMKC, '15	12, Notre Dame '16	6, Savannah St, '16	6, twice	3, five times
Jordan Bohannon	23, Notre Dame	7, Notre Dame '16	5, twice	9, Purdue, '17	1, Nebraska '17	4, Maryland, '17
Tyler Cook	24, Seton Hall, '16	1, Seton Hall, '16	10, KSU, '16	2, four times	2, Memphis, '16	2, two times
Maishe Dailey	8, Delaware St, '16	2, twice	7, Delaware St, '16	1, twice	1, Savannah St, '16	2, Savannah St, '16
Brady Ellingson	23, Savannah St, '16	4, Savannah St, '16	3, three times	2, six times	---	1, ten times
Peter Jok	42, Memphis, '16	8, Memphis, '16	11, Seton Hall, '16	8, Purdue, '17	1, eight times	4, twice
Dale Jones	16, Coppin St, '15	4, Coppin St, '15	7, Coppin St, '15	2, Coppin St, '15	1, twice	1, Dayton, '15
Ryan Kriener	14, NU, '17	1, NU, '17	6, twice	2, UTRGV, '16	3, UTRGV, '16	1, four times
Isaiah Moss	21, Stetson, '16	5, Stetson, '16	6, Stetson, '16	5, Notre Dame	2, Savannah St, '16	2, Stetson, '16
Cordell Pemsil	21, Stetson, '16	---	11, North Dakota, '16	3, twice	3, Rutgers, '17	3, Michigan
Charlie Rose	3, NDSU, '14	1, NDSU, '14	1, KSU, '16	1, twice	---	---
Dom Uhl	18, Coppin St, '15	3, Coppin St, '15	10, twice	3, twice	5, Rutgers, '17	3, Marquette, '15
Ahmad Wagner	12, four times	---	9, twice	5, Northwestern, '17	4, KSU, '16	3, Northwestern, '16
Christian Williams	8, Indiana, '16	2, Seton Hall, '16	6, Stetson, '16	5, KSU, '16	1, KSU, '16	3, twice

### The Last Time a Player . . .

#### **Had 30 or more points**

Iowa -- 34, Peter Jok vs. Nebraska, 1/5/17  
Opponent -- 34, Glynn Watson, Jr., Nebraska, 1/5/17

#### **Made at least 90% of his FGA (10 att.)**

Iowa -- .900 (9-10), Aaron White vs. Md. Eastern Shore, 11/14/13  
Opponent -- .900 (9-10), E.J. Singler, Oregon, 3/18/12

#### **Made 100% of his FTA (10 att.)**

Iowa -- 1.000 (10-10), Peter Jok vs. North Dakota, 12/20/16  
Opponent -- 1.000 (12-12), Bonzie Colson, Notre Dame, 11/29/16

#### **Had 15 or more rebounds**

Iowa -- 18, Adam Woodbury vs. Wisconsin, 2/24/16  
Opponent -- 17, Bonzie Colson, Notre Dame 11/29/16

#### **Had 10 or more assists**

Iowa -- 11, Mike Gesell vs. Michigan, 3/5/16  
Opponent -- 11, Tra-Deon Hollins, Omaha, 12/3/16

#### **Had 5 or more blocks**

Iowa -- 5, Dom Uhl vs. Rutgers, 1/8/17  
Opponent -- 5, Alex Olah, Northwestern, 2/15/15

#### **Had 5 or more steals**

Iowa -- 5, Mike Gesell at Penn State, 2/28/15  
Opponent -- 6, Justin Jackson, Maryland, 1/19/17

### The Last Time a Team . . .

#### **Scored 100 or more points**

Iowa -- 116 vs. Savannah State, 11/13/16  
Opponent -- 100 by Memphis, 11/26/16

#### **Scored 40 or fewer points**

Iowa -- 40 at Wisconsin, 3/3/10  
Opponent -- 39 by UNC Wilmington, 11/8/13

#### **Won an overtime game**

Iowa -- 86-83 (OT) vs. Michigan, 1/1/17  
Opponent -- 93-90 (2OT) by Nebraska, 1/5/17

#### **Made at least 60% of its FGA (20 att.)**

Iowa -- .643 (27-42) vs Maryland, 2/8/15  
Opponent -- .615 (32-52) by Gonzaga, 3/22/15

#### **Made at least 50% of its 3-pt. FGA (8 att.)**

Iowa -- .579 (11-19) vs. Michigan, 1/1/17  
Opponent -- .533 (8-15) by Kennesaw State, 11/11/16

#### **Made at least 90% of its FTA (10 att.)**

Iowa -- 1.000 (13-13) at Purdue, 12/28/16  
Opponents -- .939 (15-16) by Illinois, 2/25/15



# SEASON HIGHS & LOWS/SPECIALITY STATS

CATEGORY	IOWA		OPPONENTS	
<u>Points</u>	High	116 Savannah State	100	Memphis
	Low	41 Virginia	46	Northern Iowa
<u>FG Made</u>	High	42 Savannah State	40	Memphis
	Low	15 Virginia	15	Northern Iowa
<u>FG Att.</u>	High	87 Savannah State	74	Michigan
	Low	48 Virginia	53	2x, last by Maryland
<u>FG%</u>	High	.569 Delaware State	.597	Northwestern
	Low	.313 Virginia	.242	Delaware State
<u>3FG Made</u>	High	18 Savannah State	12	2x, last by Michigan
	Low	4 2x, last vs. Northwestern	4	Rutgers
<u>3FG Att.</u>	High	43 Savannah State	35	Michigan
	Low	12 North Dakota	15	2x, last by Rutgers
<u>3FG%</u>	High	.579 Michigan	.533	Kennesaw State
	Low	.235 2x, last vs. Northwestern	.231	Northern Iowa
<u>FTM</u>	High	24 Kennesaw State	30	Notre Dame
	Low	5 Virginia	2	Rutgers
<u>FTA</u>	High	35 Delaware State	35	Nebraska
	Low	9 Northern Iowa	4	Rutgers
<u>FT% (min. 10)</u>	High	1.000 Purdue	.909	Notre Dame
	Low	.438 Illinois	.400	Kennesaw State
<u>Off. Reb.</u>	High	20 Maryland	19	2x, last by Rutgers
	Low	5 Delaware State	6	2x, last by Maryland
<u>Def. Reb.</u>	High	37 Stetson	31	Maryland
	Low	22 2x, last vs. Omaha	18	Memphis
<u>Total Reb.</u>	High	52 2x, last vs. Stetson	47	Omaha
	Low	24 Northwestern	28	Purdue
<u>Assists</u>	High	33 Savannah State	29	Northwestern
	Low	8 Virginia	9	3x, last by Delaware State
<u>Steals</u>	High	14 Maryland	14	2x, last by Maryland
	Low	3 2x, last vs. Illinois	3	Stetson
<u>Blocks</u>	High	9 Rutgers	7	Nebraska
	Low	0 Northwestern	1	6x, last by Purdue
<u>Turnovers</u>	High	19 Nebraska	26	UT Rio Grande Valley
	Low	5 Stetson	5	Virginia
<u>Fouls</u>	High	25 Omaha	25	2x, last by Iowa State
	Low	12 2x, last vs. Rutgers	12	Northern Iowa

## GAME-BY-GAME SPECIALTY STATS

Date	Opponent	Pts. Off	Pts. in	2nd	Bench
		TO's	Paint	Chance	Points
		IA-Opp.	IA-Opp.	IA-Opp.	IA-Opp.
11/11	Kennesaw State	27-11	34-30	14-14	36-20
11/13	Savannah State	29-16	44-38	23-8	76-42
11/17	Seton Hall	15-21	24-50	9-10	9-28
11/20	UTRGV	41-9	32-24	7-16	39-22
11/25	vs. #6/7 Virginia	3-19	12-32	7-18	9-31
11/26	vs. Memphis	11-21	32-54	11-20	20-16
11/29	at Notre Dame	19-7	22-24	5-12	9-12
12/3	Omaha	14-14	26-40	13-20	9-37
12/5	Stetson	8-5	50-20	23-9	28-35
12/8	#25/25 Iowa State	9-5	28-24	3-11	18-19
12/17	vs. Northern Iowa	8-5	34-14	11-1	19-16
12/20	North Dakota	20-16	30-38	10-10	29-9
12/22	Delaware State	33-12	38-16	4-13	21-0
12/28	at #15/15 Purdue	20-7	38-40	5-2	38-21
1/1	Michigan	8-11	36-36	13-15	18-22
1/5	at Nebraska	20-26	38-36	27-5	9-14
1/8	Rutgers	15-19	26-40	7-13	17-15
1/12	#17/19 Purdue	12-5	40-20	12-9	20-25
1/15	at Northwestern	6-16	18-42	5-9	26-16
1/19	#25/25 Maryland	30-19	32-36	19-7	8-7
1/25	at Illinois	10-9	38-18	13-6	40-31
<b>AVG.</b>		<b>17.0</b>	<b>32.0</b>	<b>11.5</b>	<b>23.9</b>

## IOWA AND OPPONENT INDIVIDUAL HIGH PERFORMANCES

CATEGORY	IOWA	OPPONENTS
<u>Points</u>	42	Peter Jok vs. Memphis 35
<u>Field Goals Made</u>	12 (12-24)	Peter Jok at Nebraska 15
<u>Field Goals Attempted</u>	24 (12-24)	Peter Jok at Nebraska 22
<u>Field Goal Percentage (min. 5 made)</u>	1.000 (7-7)	Cordell Pemsil vs. Savannah State .818 (9-11)
<u>3-Point Field Goals Made</u>	8 (8-11)	Peter Jok vs. Memphis 7
<u>3-Point Field Goals Attempted</u>	15 (7-15)	Jordan Bohannon vs. Notre Dame 12 (5-12)
<u>3-Point Field Goals Pct. (min. 4 made)</u>	.727 (8-11)	Peter Jok vs. Memphis .875 (7-8)
<u>Free Throws Made</u>	12 (12-12)	2x, last by Peter Jok vs. Omaha 12
<u>Free Throws Attempted</u>	12	3x, last by Peter Jok vs. Omaha 12
<u>Free Throw Pct. (min. 7 made)</u>	1.000 (12-12)	2x, last by Peter Jok vs. Omaha 1.000 (8-8)
<u>Offensive Rebounds</u>	6	2x, last by Tyler Cook vs. Maryland 6
<u>Defensive Rebounds</u>	10	Peter Jok vs. Rutgers 11
<u>Total Rebounds</u>	12	Nicholas Baer vs. Notre Dame 17
<u>Assists</u>	9	Jordan Bohannon vs. Purdue 11
<u>Steals</u>	4	Bohannon/Jok vs. Maryland 6
<u>Blocks</u>	6	Nicholas Baer at Nebraska 3
<u>Turnovers</u>	5	3x, last by Peter Jok at Nebraska 8



# 2016-17 IOWA RECORD WHEN...

When playing at home:	10-3	When leading at the half:	9-1	When wearing White:	11-4
When playing on the road:	0-5	When trailing at the half:	1-9	When wearing Black:	0-5
When playing on a neutral court:	1-2	When tied at the half:	1-0	When wearing Gold:	0-1

When Iowa scores 100 points or more:	1-0	Iowa field goal percentage at home:	393-829	.474
When Iowa scores 90-99 points:	3-2	Iowa field goal percentage on road:	203-492	.412
When Iowa scores 80-89 points:	4-2	Iowa 3-point percentage at home:	116-307	.377
When Iowa scores 70-79 points:	1-2	Iowa 3-point percentage on road:	57-187	.304
When Iowa scores under 70 points:	2-4	Iowa free throw percentage at home:	231-345	.669
		Iowa free throw percentage on road:	92-127	.724

When opponent scores 100 points or more:	0-1	On Sunday:	4-1
When opponent scores 90-99 points:	0-4	On Monday:	1-0
When opponent scores 80-89 points:	2-3	On Tuesday:	1-1
When opponent scores 70-79 points:	3-2	On Wednesday:	0-2
When opponent scores 60-69 points:	4-0	On Thursday:	3-3
When opponent scores fewer than 60 points:	2-0	On Friday:	1-1
		On Saturday:	1-2

When Iowa shoots at least 50% from the field:	3-1	On BTN:	5-5
When Iowa shoots less than 50% from the field:	8-9	On CBS:	0-0
When opponent shoots at least 50% from the field:	0-4	On ESPN:	0-1
When opponent shoots less than 50% from the field:	11-6	On ESPN2:	1-1
When Iowa has higher FG% than opponent:	11-0	On ESPNU:	1-0
When opponent has higher FG%:	0-10	On ESPN3:	1-0
When FG% is equal:	0-0	On FS1:	0-0

When Iowa outrebounds opponent:	7-3	On CBS SN:	0-2
When opponent has more rebounds:	4-7	On NBC SN:	0-0
When rebounds are equal:	0-0	truTV:	0-0

When Iowa shoots at least 80% from the line:	0-2	Most Points, First Half: 59 vs. Savannah State
When Iowa shoots less than 80% from the line:	11-8	Fewest Points, First Half: 19 vs. Virginia
When opponent shoots at least 80% from the line:	3-2	Most Points Allowed, First Half: 54 vs. Memphis
When opponent shoots less than 80% from the line:	8-8	Fewest Points Allowed, First Half: 16 vs. Northern Iowa
When Iowa shoots more free throws than opponent:	7-5	Most Points, Second Half: 57 Savannah State
When opponent shoots more free throws:	4-4	Fewest Points, Second Half: 22 vs. Virginia/ Northwestern
When free throws attempts are equal:	0-1	Most Points Allowed, Second Half: 51 vs. Notre Dame
When Iowa has higher FT% than opponent:	5-6	Fewest Points Allowed, Second Half: 30, twice
When opponent has higher FT%:	5-3	Largest Halftime Advantage: 23 vs. Delaware State
When FT% is equal:	1-1	Largest Halftime Deficit: 24 at Purdue

When Iowa shoots at least 50% from 3-point range:	1-0
When Iowa shoots less than 50% from 3-point range:	10-10
When opponent shoots at least 50% from 3-point range:	1-0
When opponent shoots less than 50% from 3-point range:	10-10
When Iowa has a higher 3-point FG% than opponent:	9-2
When opponent has a higher 3-point FG%:	2-8
When 3-point FG% is equal:	0-0

When Iowa has more assists than opponent:	8-2
When opponent has more assists:	3-8
When assists are equal:	0-0

When Iowa has fewer turnovers than opponent:	7-2
When opponent has fewer turnovers:	4-7
When turnovers are equal:	0-1
When Iowa has more steals than opponent:	4-2
When opponent has more steals:	4-7
When steals are equal:	3-1



# UNDER McCAFFERY.. IOWA RECORD WHEN..

When playing at home:	90-28	When leading at the half:	110-28	When wearing White:	83-31
When playing on the road:	25-45	When trailing at the half:	15-66	When wearing Black:	30-58
When playing on a neutral court:	14-22	When tied at the half:	3-1	When wearing Gold:	15-6

When Iowa scores 100 points or more:	6-0	Iowa field goal percentage at home:	3140-6817	.460
When Iowa scores 90-99 points:	15-3	Iowa field goal percentage on road:	2622-6186	.423
When Iowa scores 80-89 points:	38-8	Iowa 3-point percentage at home:	735-2083	.352
When Iowa scores 70-79 points:	46-25	Iowa 3-point percentage on road:	619-1879	.329
When Iowa scores under 70 points:	24-60	Iowa free throw percentage at home:	2067-2876	.718
		Iowa free throw percentage on road:	1478-2065	.715

When opponent scores 100 points or more:	0-3	On Sunday:	23-18
When opponent scores 90-99 points:	1-12	On Monday:	10-2
When opponent scores 80-89 points:	2-22	On Tuesday:	18-14
When opponent scores 70-79 points:	30-34	On Wednesday:	13-16
When opponent scores 60-69 points:	41-23	On Thursday:	17-22
When opponent scores fewer than 60 points:	55-2	On Friday:	14-10
		On Saturday:	32-13

When Iowa shoots at least 50% from the field:	35-7	On BTN:	51-48
When Iowa shoots less than 50% from the field:	94-89	On CBS:	1-2
When opponent shoots at least 50% from the field:	3-39	On ESPN:	8-13
When opponent shoots less than 50% from the field:	126-57	On ESPN2:	9-11
When Iowa has higher FG% than opponent:	114-16	On ESPNU:	14-8
When opponent has higher FG%:	14-77	On FS1:	1-0
When FG% is equal:	2-2	On Mediacom:	12-0
		On CBS SN:	1-3
When Iowa outrebounds opponent:	98-37	On NBC SN:	2-1
When opponent has more rebounds:	29-56	truTV:	1-0
When rebounds are equal:	2-3		

When Iowa shoots at least 80% from the line:	31-20	Most Points, First Half: 59 vs. Savannah State, '16
When Iowa shoots less than 80% from the line:	98-76	Fewest Points, First Half: 14 vs. Indiana, '13
When opponent shoots at least 80% from the line:	25-20	Most Points Allowed, First Half: 55 vs. Michigan State, '12
When opponent shoots less than 80% from the line:	106-75	Fewest Points Allowed, First Half: 12 vs. UNC Wilmington, '13
When Iowa shoots more free throws than opponent:	105-40	Most Points, Second Half: 58 vs. SIU-Edwardsville, '10
When opponent shoots more free throws:	18-52	Fewest Points, Second Half: 15 vs. Northern Iowa, '14
When free throws attempts are equal:	6-4	Most Points Allowed, Second Half: 61 at Oregon, '12
When Iowa has higher FT% than opponent:	87-42	Fewest Points Allowed, Second Half: 16 vs. UNI, '10
When opponent has higher FT%:	39-51	Largest Halftime Advantage: 37 vs. Arkansas-Pine Bluff, '13
When FT% is equal:	3-3	Largest Halftime Deficit: 25 vs. Villanova, '16

When Iowa shoots at least 50% from 3-point range:	15-6
When Iowa shoots less than 50% from 3-point range:	113-91
When opponent shoots at least 50% from 3-point range:	2-16
When opponent shoots less than 50% from 3-point range:	127-80
When Iowa has a higher 3-point FG% than opponent:	94-31
When opponent has a higher 3-point FG%:	32-67
When 3-point FG% is equal:	0-1

When Iowa has more assists than opponent:	97-24
When opponent has more assists:	27-64
When assists are equal:	5-7

When Iowa has fewer turnovers than opponent:	88-35
When opponent has fewer turnovers:	35-50
When turnovers are equal:	7-10
When Iowa has more steals than opponent:	80-35
When opponent has more steals:	38-52
When steals are equal:	11-8



Game 1 - Iowa 91, Kennesaw State 74

Official Basketball Box Score -- Game Totals -- Final Statistics
Kennesaw State vs Iowa
11/11/16 8:35 p.m. at Carver-Hawkeye Arena - Iowa City, IA

Kennesaw State 74 • 0-1

Table with columns: # Player, FG-FGA, 3-PT, FT-FTA, Rebounds, PF, TP, A TO Blk Stl, Min. Lists stats for players like Jones, Jordan, Williams, Aubrey, etc.

FG % 1st Half: 11-31 35.5% 2nd half: 19-39 48.7% Game: 30-70 42.9%
3FG % 1st Half: 3-5 60.0% 2nd half: 5-10 50.0% Game: 8-15 53.3%
FT % 1st Half: 0-4 0.0% 2nd half: 6-11 54.5% Game: 6-15 40.0%

Iowa 91 • 1-0

Table with columns: # Player, FG-FGA, 3-PT, FT-FTA, Rebounds, PF, TP, A TO Blk Stl, Min. Lists stats for players like Cook, Tyler, Uhl, Dom, Baer, Nicholas, etc.

FG % 1st Half: 16-30 53.3% 2nd half: 14-30 46.7% Game: 30-60 50.0%
3FG % 1st Half: 4-11 36.4% 2nd half: 3-11 27.3% Game: 7-22 31.8%
FT % 1st Half: 7-15 46.7% 2nd half: 17-19 89.5% Game: 24-34 70.6%

Officials: D.J. Carstensen, Rob Kueneman, Steve McJunkins
Technical fouls: Kennesaw State-TEAM. Iowa-None.
Attendance: 13007

Score by periods table with columns: 1st, 2nd, Total. Shows scores for Kennesaw State and Iowa.

Points in Paint table with columns: Points, In, Off, 2nd, Fast, Bench. Shows statistics for KSU and Iowa.

Last FG - KSU 2nd-00:51, IOWA 2nd-01:52.
Largest lead - KSU None, IOWA by 22 2nd-03:06.
KSU led for 00:00. IOWA led for 39:19. Game was tied for 00:41.

Score tied - 0 times.
Lead changed - 0 times.

Game 2 - Iowa 116, Savannah State 84

Official Basketball Box Score -- Game Totals -- Final Statistics
Savannah State vs Iowa
11/13/16 2:35 p.m. at Carver-Hawkeye Arena - Iowa City, IA

Savannah State 84 • 0-2

Table with columns: # Player, FG-FGA, 3-PT, FT-FTA, Rebounds, PF, TP, A TO Blk Stl, Min. Lists stats for players like Kelly, Robert, Cabeza, Jahir, etc.

FG % 1st Half: 11-30 36.7% 2nd half: 19-38 50.0% Game: 30-68 44.1%
3FG % 1st Half: 5-14 35.7% 2nd half: 6-14 42.9% Game: 11-28 39.3%
FT % 1st Half: 12-19 63.2% 2nd half: 1-5 20.0% Game: 13-24 54.2%

Iowa 116 • 2-0

Table with columns: # Player, FG-FGA, 3-PT, FT-FTA, Rebounds, PF, TP, A TO Blk Stl, Min. Lists stats for players like Cook, Tyler, Uhl, Dom, Baer, Nicholas, etc.

FG % 1st Half: 20-42 47.6% 2nd half: 22-45 48.9% Game: 42-87 48.3%
3FG % 1st Half: 11-25 44.0% 2nd half: 7-18 38.9% Game: 18-43 41.9%
FT % 1st Half: 8-10 80.0% 2nd half: 6-10 60.0% Game: 14-20 70.0%

Officials: Larry Sciroto, Bill Ek, Brandon Cruz
Technical fouls: Savannah State-None. Iowa-None.
Attendance: 11371

Score by periods table with columns: 1st, 2nd, Total. Shows scores for Savannah State and Iowa.

Points in Paint table with columns: Points, In, Off, 2nd, Fast, Bench. Shows statistics for SSU and Iowa.

Last FG - SSU 2nd-00:01, IOWA 2nd-00:12.
Largest lead - SSU by 2 1st-18:41, IOWA by 35 2nd-00:52.
SSU led for 00:14. IOWA led for 38:05. Game was tied for 01:41.

Score tied - 1 time.
Lead changed - 1 time.

Game 3 - Seton Hall 91, Iowa 83

Official Basketball Box Score -- Game Totals -- Final Statistics
Seton Hall vs Iowa
11/17/16 8:06 p.m. at Carver-Hawkeye Arena - Iowa City, IA

Seton Hall 91 • 3-0

Table with columns: # Player, FG-FGA, 3-PT, FT-FTA, Rebounds, PF, TP, A TO Blk Stl, Min. Lists stats for players like Sanogo, Ismael, Rodriguez, Desi, etc.

FG % 1st Half: 14-36 38.9% 2nd half: 19-29 65.5% Game: 33-65 50.8%
3FG % 1st Half: 4-8 50.0% 2nd half: 4-9 44.4% Game: 8-17 47.1%
FT % 1st Half: 10-17 58.8% 2nd half: 7-14 50.0% Game: 17-31 54.8%

Iowa 83 • 2-1

Table with columns: # Player, FG-FGA, 3-PT, FT-FTA, Rebounds, PF, TP, A TO Blk Stl, Min. Lists stats for players like Cook, Tyler, Uhl, Dom, Baer, Nicholas, etc.

FG % 1st Half: 16-30 53.3% 2nd half: 12-31 38.7% Game: 28-61 45.9%
3FG % 1st Half: 5-9 55.6% 2nd half: 3-12 25.0% Game: 8-21 38.1%
FT % 1st Half: 7-13 53.8% 2nd half: 12-19 63.2% Game: 19-32 59.4%

Officials: Mike Stephens, Lamar Simpson, Bo Boroski
Technical fouls: Seton Hall-None. Iowa-None.
Attendance: 10391
Gavitt Games

Score by periods table with columns: 1st, 2nd, Total. Shows scores for Seton Hall and Iowa.

Points in Paint table with columns: Points, In, Off, 2nd, Fast, Bench. Shows statistics for SHU and Iowa.

Last FG - SHU 2nd-01:35, IOWA 2nd-00:52.
Largest lead - SHU by 11 2nd-01:35, IOWA by 7 1st-17:56.
SHU led for 25:44. IOWA led for 12:23. Game was tied for 01:53.

Score tied - 4 times.
Lead changed - 11 times.

Game 4 - Iowa 95, UT Rio Grande Valley 67

Official Basketball Box Score -- Game Totals -- Final Statistics
UT Rio Grande Valley vs Iowa
11/20/16 4:35 p.m. at Carver-Hawkeye Arena, Iowa City, IA

UT Rio Grande Valley 67 • 0-4

Table with columns: # Player, FG-FGA, 3-PT, FT-FTA, Rebounds, PF, TP, A TO Blk Stl, Min. Lists stats for players like Hoffman, Mike, McDaniel Jr., Xavier, etc.

FG % 1st Half: 11-32 34.4% 2nd half: 12-35 34.3% Game: 23-67 34.3%
3FG % 1st Half: 5-15 33.3% 2nd half: 4-12 33.3% Game: 9-27 33.3%
FT % 1st Half: 6-7 85.7% 2nd half: 6-7 85.7% Game: 12-14 85.7%

Iowa 95 • 3-1

Table with columns: # Player, FG-FGA, 3-PT, FT-FTA, Rebounds, PF, TP, A TO Blk Stl, Min. Lists stats for players like Cook, Tyler, Uhl, Dom, Baer, Nicholas, etc.

FG % 1st Half: 16-32 50.0% 2nd half: 16-31 51.6% Game: 32-63 50.8%
3FG % 1st Half: 6-15 40.0% 2nd half: 5-14 35.7% Game: 11-29 37.9%
FT % 1st Half: 8-14 57.1% 2nd half: 12-16 75.0% Game: 20-30 66.7%

Officials: Paul Szelc, Edwin Young, Owen Shortt
Technical fouls: UT Rio Grande Valley-None. Iowa-None.
Attendance: 11596

Score by periods table with columns: 1st, 2nd, Total. Shows scores for UT Rio Grande Valley and Iowa.

Points in Paint table with columns: Points, In, Off, 2nd, Fast, Bench. Shows statistics for UTRGV and Iowa.

Last FG - UTRGV 2nd-00:52, IOWA 2nd-00:46.
Largest lead - UTRGV None, IOWA by 34 2nd-08:38.
UTRGV led for 00:00. IOWA led for 39:11. Game was tied for 00:49.

Score tied - 0 times.
Lead changed - 0 times.









## Game 17 - Iowa 68, Rutgers 62

Official Basketball Box Score -- Game Totals -- Final Statistics  
Rutgers vs Iowa  
01/08/16 3:35 p.m. at Carver-Hawkeye Arena - Iowa City, IA

Rutgers 62 • 11-6, 0-4

Table with 15 columns: Player, FG-FGA, 3-Ptr, FT-FTA, Rebounds, PF, TP, A, TO, Blk, Stl, Min. Rows include Omoruyi, Eugene, Freeman, Dshawn, Gettys, C.J., Johnson, Nigel, Sanders, Corey, Doorson, Shaquille, Laurent, Jonathan, Williams, Mike, Sa, Candido, Diallo, Ibrahim, Thiam, Issa, Team, Totals.

FG % 1st Half: 15-34 44.1% 2nd half: 13-39 33.3% Game: 28-73 38.4%  
3FG % 1st Half: 2-6 33.3% 2nd half: 2-9 22.2% Game: 4-15 26.7%  
FT % 1st Half: 0-0 0.0% 2nd half: 2-4 50.0% Game: 2-4 50.0%

Iowa 68 • 10-7, 2-2

Table with 15 columns: Player, FG-FGA, 3-Ptr, FT-FTA, Rebounds, PF, TP, A, TO, Blk, Stl, Min. Rows include Cook, Tyler, Pemsli, Cordell, Bohannon, Jordan, Moss, Isaiah, Jok, Peter, Wagner, Ahmad, Williams, Christian, Ellingson, Brady, Uhl, Dom, Baer, Nicholas, Team, Totals.

FG % 1st Half: 13-28 46.4% 2nd half: 10-25 40.0% Game: 23-53 43.4%  
3FG % 1st Half: 6-15 40.0% 2nd half: 0-5 0.0% Game: 6-20 30.0%  
FT % 1st Half: 0-2 0.0% 2nd half: 16-21 76.2% Game: 16-23 69.6%

Officials: Tom Eades, Gene Steratore, Rob Kueneman  
Technical fouls: Rutgers-None. Iowa-None.  
Attendance: 11347  
Fouled Out - Rutgers: Diallo (5:42)

Score by periods table with columns: 1st, 2nd, Total. Rows: Rutgers (32, 30, 62), Iowa (32, 36, 68).

Last FG - Rutgers 2nd-00:01, Iowa 2nd-01:09.  
Largest lead - Rutgers by 9 2nd-10:12, Iowa by 9 2nd-00:11.  
Rutgers led for 23:29. Iowa led for 14:57. Game was tied for 01:34.

Score tied - 4 times.  
Lead changed - 8 times.

## Game 18 - Iowa 83, #17/19 Purdue 78

Official Basketball Box Score -- Game Totals -- Final Statistics  
Purdue vs Iowa  
01/12/16 8:05 p.m. at Carver-Hawkeye Arena - Iowa City, IA

Purdue 78 • 14-4, 3-2

Table with 15 columns: Player, FG-FGA, 3-Ptr, FT-FTA, Rebounds, PF, TP, A, TO, Blk, Stl, Min. Rows include Edwards, Vincent, Swanigan, Caleb, Swarding, Carsen, Thompson, P.J., Mathias, Dakota, Cline, Ryan, Haas, Isaac, Albrecht, Spike, Team, Totals.

FG % 1st Half: 14-25 56.0% 2nd half: 9-28 32.1% Game: 23-53 43.4%  
3FG % 1st Half: 7-12 58.3% 2nd half: 4-16 25.0% Game: 11-28 39.3%  
FT % 1st Half: 12-13 92.3% 2nd half: 9-12 75.0% Game: 21-25 84.0%

Iowa 83 • 11-7, 3-2

Table with 15 columns: Player, FG-FGA, 3-Ptr, FT-FTA, Rebounds, PF, TP, A, TO, Blk, Stl, Min. Rows include Cook, Tyler, Pemsli, Cordell, Bohannon, Jordan, Moss, Isaiah, Jok, Peter, Wagner, Ahmad, Williams, Christian, Kliener, Ryan, Ellingson, Brady, Uhl, Dom, Baer, Nicholas, Team, Totals.

FG % 1st Half: 18-36 50.0% 2nd half: 16-24 66.7% Game: 34-60 56.7%  
3FG % 1st Half: 2-6 33.3% 2nd half: 4-8 50.0% Game: 6-14 42.9%  
FT % 1st Half: 0-5 0.0% 2nd half: 9-13 69.2% Game: 9-18 50.0%

Officials: Bo Boroski, Paul Szcel, Terry Oglesby  
Technical fouls: Purdue-None. Iowa-None.  
Attendance: 10752

Score by periods table with columns: 1st, 2nd, Total. Rows: Purdue (47, 31, 78), Iowa (38, 45, 83).

Last FG - PURDUE 2nd-02:47, IOWA 2nd-03:02.  
Largest lead - PURDUE by 9 1st-01:33, IOWA by 5 2nd-00:01.  
PURDUE led for 27:29. IOWA led for 07:28. Game was tied for 05:03.

Points in Paint table with columns: In Paint, Off T/O, 2nd Chance, Fast Break, Bench. Rows: PURDUE (20, 5, 9, 4, 25), IOWA (40, 12, 12, 8, 20).

Score tied - 12 times.  
Lead changed - 20 times.

## Game 19 - Northwestern 89, Iowa 54

Official Basketball Box Score -- Game Totals -- Final Statistics  
Iowa vs Northwestern  
01/15/17 6:30 p.m. at Evanston, Ill. (Welsh-Ryan Arena)

Iowa 54 • 11-8, 3-3 B1G

Table with 15 columns: Player, FG-FGA, 3-Ptr, FT-FTA, Rebounds, PF, TP, A, TO, Blk, Stl, Min. Rows include Pemsli, Cordell, Cook, Tyler, Jok, Peter, Bohannon, Jordan, Moss, Isaiah, Wagner, Ahmad, Williams, Christian, Kliener, Ryan, Ellingson, Brady, Baer, Nicholas, Team, Totals.

FG % 1st Half: 10-24 41.7% 2nd half: 8-27 29.6% Game: 18-51 35.3%  
3FG % 1st Half: 2-8 25.0% 2nd half: 2-9 22.2% Game: 4-17 23.5%  
FT % 1st Half: 10-14 71.4% 2nd half: 4-8 50.0% Game: 14-22 63.6%

Northwestern 89 • 15-4, 4-2 B1G

Table with 15 columns: Player, FG-FGA, 3-Ptr, FT-FTA, Rebounds, PF, TP, A, TO, Blk, Stl, Min. Rows include Lumpkin, Sanjay, Law, Vic, Pardon, Dererk, Lindsey, Scottie, McIntosh, Bryant, Hall, Charlie, Brown, Isiah, Ash, Jordan, Benson, Barret, Taphorn, Nathan, Skelly, Gavin, Team, Totals.

FG % 1st Half: 19-35 54.3% 2nd half: 18-27 66.7% Game: 37-62 59.7%  
3FG % 1st Half: 5-12 41.7% 2nd half: 6-12 50.0% Game: 11-24 45.8%  
FT % 1st Half: 1-3 33.3% 2nd half: 3-6 50.0% Game: 4-9 44.4%

Officials: Brian Dorsey, Donnie Eppley, Steve McLunkins  
Technical fouls: Iowa-None. Northwestern-None.  
Attendance: 7732

Score by periods table with columns: 1st, 2nd, Total. Rows: Iowa (32, 22, 54), Northwestern (44, 45, 89).

Last FG - IOWA 2nd-03:49, NU 2nd-01:39.  
Largest lead - IOWA NU by 36 2nd-01:39.  
IOWA led for 00:00. NU led for 39:27. Game was tied for 00:33.

Score tied - 0 times.  
Lead changed - 0 times.

## Game 20 - #25 Maryland 84, Iowa 76

Official Basketball Box Score -- Game Totals -- Final Statistics  
Maryland vs Iowa  
01/19/17 6:05 p.m. at Carver-Hawkeye Arena - Iowa City, IA

Maryland 84 • 17-2, 5-1

Table with 15 columns: Player, FG-FGA, 3-Ptr, FT-FTA, Rebounds, PF, TP, A, TO, Blk, Stl, Min. Rows include Jackson, Justin, Dodd, Damonte, Cowan, Anthony, Trimble, Melo, Huertler, Kevin, Baer, Jaylen, Gill, L.G., Nickens, Jared, Bender, Ivan, Team, Totals.

FG % 1st Half: 16-28 57.1% 2nd half: 14-25 56.0% Game: 30-53 56.6%  
3FG % 1st Half: 5-12 41.7% 2nd half: 6-11 54.5% Game: 11-23 47.8%  
FT % 1st Half: 4-6 66.7% 2nd half: 9-12 75.0% Game: 13-18 72.2%

Iowa 76 • 11-9, 3-4

Table with 15 columns: Player, FG-FGA, 3-Ptr, FT-FTA, Rebounds, PF, TP, A, TO, Blk, Stl, Min. Rows include Cook, Tyler, Pemsli, Cordell, Bohannon, Jordan, Moss, Isaiah, Jok, Peter, Wagner, Ahmad, Williams, Christian, Kliener, Ryan, Jones, Dale, Ellingson, Brady, Baer, Nicholas, Team, Totals.

FG % 1st Half: 9-31 29.0% 2nd half: 16-39 41.0% Game: 25-70 35.7%  
3FG % 1st Half: 5-17 29.4% 2nd half: 2-11 18.2% Game: 7-28 25.0%  
FT % 1st Half: 9-10 90.0% 2nd half: 10-15 66.7% Game: 19-25 76.0%

Officials: Gene Steratore, Larry Sciotto, Lamont Simpson  
Technical fouls: Maryland-None. Iowa-None.  
Attendance: 11040  
Fouled Out - Maryland: Dodd (3:37)

Score by periods table with columns: 1st, 2nd, Total. Rows: Maryland (41, 43, 84), Iowa (32, 44, 76).

Last FG - UMD 2nd-00:02, IOWA 2nd-00:23.  
Largest lead - UMD by 15 1st-04:55, IOWA by 3 2nd-04:37.  
UMD led for 35:45. IOWA led for 01:54. Game was tied for 02:21.

Points in Paint table with columns: In Paint, Off T/O, 2nd Chance, Fast Break, Bench. Rows: Maryland (36, 19, 7, 8, 22), Iowa (32, 30, 19, 8, 26).

Score tied - 4 times.  
Lead changed - 2 times.

# Game 21 - Illinois 76, Iowa 64

Official Basketball Box Score -- Game Totals -- Final Statistics  
 Iowa vs Illinois  
 01/25/17 8:05 p.m. at State Farm Center - Champaign, IL

Iowa 64 • 11-10, 3-5

#	Player	Total		3-Ptr		Rebounds			PF	TP	A	TO	Blk	Stl	Min
		FG-FGA	FG-FGA	FT-FTA	Off	Def	Tot								
05	Cook, Tyler	f	2-6	0-0	1-2	2	1	3	1	5	1	4	0	0	17
35	Pemsl, Cordell	f	3-5	0-0	0-1	3	1	4	3	6	0	0	0	0	11
03	Bohannon, Jordan	g	1-9	1-7	0-0	1	0	1	2	3	4	2	0	1	21
04	Moss, Isaiah	g	0-0	0-0	0-0	0	0	0	0	0	0	1	0	0	6
14	Jok, Peter	g	3-9	1-5	3-3	2	0	2	1	10	1	4	0	0	32
00	Wagner, Ahmad		5-8	0-0	2-5	3	2	5	4	12	3	0	1	1	21
01	Dailey, Maishe		1-2	0-1	0-0	0	1	1	0	2	1	0	0	0	6
10	Williams, Christian		3-7	0-1	1-5	1	2	3	1	7	1	1	0	1	16
15	Kriener, Ryan		2-6	0-1	0-0	0	3	3	3	4	0	0	0	0	11
23	Jones, Dale		0-0	0-0	0-0	0	0	0	0	0	0	0	0	0	0+
24	Ellingson, Brady		0-0	0-0	0-0	0	1	1	1	0	2	0	0	0	8
25	Uhl, Dom		1-3	1-2	0-0	0	4	4	1	3	1	0	1	0	21
51	Baer, Nicholas		5-10	2-6	0-0	3	4	7	2	12	0	1	2	0	30
Team						1	1	2							
Totals			26-65	5-23	7-16	16	20	36	19	64	14	13	4	3	200

FG % 1st Half: 10-27 37.0% 2nd half: 16-38 42.1% Game: 26-65 40.0% Deadball  
 3FG % 1st Half: 1-6 16.7% 2nd half: 4-17 23.5% Game: 5-23 21.7% Rebounds  
 FT % 1st Half: 3-9 33.3% 2nd half: 4-7 57.1% Game: 7-16 43.8% 4.1

Illinois 76 • 13-8, 3-5

#	Player	Total		3-Ptr		Rebounds			PF	TP	A	TO	Blk	Stl	Min
		FG-FGA	FG-FGA	FT-FTA	Off	Def	Tot								
12	Black, Leron	f	4-6	0-0	2-3	2	5	7	1	10	0	0	0	0	18
22	Morgan, Maverick	c	4-8	0-0	4-5	4	3	7	2	12	1	0	1	0	29
03	Lucas, Te'Jon	g	1-4	1-1	3-4	0	2	2	2	6	6	2	0	2	27
05	Coleman-Lands, Jalen	g	2-7	2-4	0-0	0	2	2	3	6	4	0	0	2	20
21	Hill, Malcolm	g	4-7	1-2	2-2	1	5	6	4	11	3	2	0	2	27
01	Tate, Jaylon		1-1	0-0	1-1	0	1	1	0	3	3	1	0	0	15
02	Nichols, Kipper		1-5	1-2	1-2	1	1	2	3	4	0	0	0	1	16
13	Abrams, Tracy		2-9	1-5	2-2	0	3	3	2	7	1	1	0	1	17
33	Thorne Jr., Mike		0-1	0-0	0-0	1	0	1	1	0	0	1	1	0	10
43	Finke, Michael		7-10	3-5	0-0	2	3	5	1	17	0	2	0	0	21
Team						2	0	2			3				
Totals			26-58	9-19	15-19	13	25	38	19	76	18	12	2	8	200

FG % 1st Half: 16-29 55.2% 2nd half: 10-29 34.5% Game: 26-58 44.8% Deadball  
 3FG % 1st Half: 6-11 54.5% 2nd half: 3-8 37.5% Game: 9-19 47.4% Rebounds  
 FT % 1st Half: 2-2 100.0 2nd half: 13-17 76.5% Game: 15-19 78.9% 2.3

Officials: D.J. Carstensen, Rob Riley, Kelly Pfeifer  
 Technical fouls: Iowa-None. Illinois-None.  
 Attendance: 11787

Score by periods	1st	2nd	Total
Iowa	24	40	64
Illinois	40	36	76

	In	Off	2nd	Fast	Bench
Points	Paint	T/O	Chance	Break	
IOWA	38	10	13	4	40
ILL	18	9	6	2	31

Last FG - IOWA 2nd-00:32, ILL 2nd-01:31.  
 Largest lead - IOWA None, ILL by 19 1st-04:44.  
 IOWA led for 00:00. ILL led for 38:53. Game was tied for 00:54.

Score tied - 0 times.  
 Lead changed - 0 times.

# 2016-17 IOWA HAWKEYES RADIO/TV ROSTER



**#0**  
**AHMAD WAGNER**  
F, 6-7, 235, So.



**#1**  
**MAISHE DAILEY**  
G, 6-6, 183, Fr.



**#3**  
**JORDAN BOHANNON**  
G, 6-0, 182, Fr.



**#4**  
**ISAIAH MOSS**  
G, 6-5, 205, RS-Fr.



**#5**  
**TYLER COOK**  
F, 6-9, 253, Fr.



**#10**  
**CHRISTIAN WILLIAMS**  
G, 6-5, 200, So.




**#11**  
**CHARLIE ROSE**  
G, 6-4, 185, Jr.



**#14**  
**PETER JOK**  
G, 6-6, 205, Sr.



**#15**  
**RYAN KRIENER**  
F, 6-9, 247, Fr.



**#20**  
**RILEY TILL**  
F, 6-6, 192, Fr.



**#23**  
**DALE JONES**  
F, 6-7, 227, Sr.




**#24**  
**BRADY ELLINGSON**  
G, 6-4, 193, So.



**#25**  
**DOM UHL**  
F, 6-9, 217, Jr.



**#35**  
**CORDELL PEMSL**  
F, 6-8, 249, Fr.



**#51**  
**NICHOLAS BAER**  
F, 6-7, 205, So.



**FRAN MCCAFFERY**  
Head Coach



**KIRK SPERAW**  
Assistant Coach



**SHERMAN DILLARD**  
Assistant Coach



**ANDREW FRANCIS**  
Assistant Coach

**IOWA HAWKEYE BASKETBALL**  
**Iowa Combined Team Statistics (as of Jan 26, 2017)**  
**Conference games**

<b>RECORD:</b>	<b>OVERALL</b>	<b>HOME</b>	<b>AWAY</b>	<b>NEUTRAL</b>
ALL GAMES	3-5	3-1	0-4	0-0
CONFERENCE	3-5	3-1	0-4	0-0
NON-CONFERENCE	0-0	0-0	0-0	0-0

##	Player	gp-gs	min	avg	Total		3-Point		F-Throw		Rebounds				pf	dq	a	to	blk	stl	pts	avg	
					fg-fga	fg%	3fg-fga	3fg%	ft-fa	ft%	off	def	tot	avg									
14	Jok, Peter	8-8	246	30.8	52-124	.419	19-59	.322	24-27	.889	8	35	43	5.4	19	1	20	25	1	9	147	18.4	
05	Cook, Tyler	8-7	199	24.9	31-66	.470	0-1	.000	22-34	.647	17	23	40	5.0	18	0	6	17	1	7	84	10.5	
03	Bohannon, Jordan	8-8	249	31.1	23-68	.338	13-45	.289	10-10	1.000	4	15	19	2.4	12	0	41	16	1	8	69	8.6	
35	Pemsl, Cordell	8-8	174	21.8	23-50	.460	0-0	.000	12-23	.522	15	22	37	4.6	20	0	7	15	8	5	58	7.3	
51	Baer, Nicholas	8-0	210	26.3	21-42	.500	9-22	.409	4-10	.400	18	34	52	6.5	16	0	12	8	12	10	55	6.9	
15	Kriener, Ryan	5-0	64	12.8	14-25	.560	1-3	.333	1-2	.500	4	11	15	3.0	10	0	1	3	0	1	30	6.0	
04	Moss, Isaiah	8-8	146	18.3	18-43	.419	4-14	.286	4-4	1.000	2	8	10	1.3	7	0	2	10	1	1	44	5.5	
00	Wagner, Ahmad	8-1	97	12.1	14-27	.519	0-0	.000	8-15	.533	11	6	17	2.1	14	0	11	3	2	5	36	4.5	
25	Uhl, Dom	6-0	89	14.8	7-17	.412	2-6	.333	5-8	.625	4	16	20	3.3	1	0	4	5	6	2	21	3.5	
24	Ellingson, Brady	8-0	101	12.6	6-20	.300	4-12	.333	6-6	1.000	1	7	8	1.0	5	0	9	2	0	2	22	2.8	
10	Williams, Christian	8-0	83	10.4	7-25	.280	0-2	.000	4-10	.400	5	7	12	1.5	6	0	8	9	0	7	18	2.3	
01	Dailey, Maishe	2-0	13	6.5	2-3	.667	0-1	.000	0-0	.000	0	1	1	0.5	0	0	1	0	0	0	4	2.0	
23	Jones, Dale	2-0	4	2.0	0-2	.000	0-2	.000	0-0	.000	0	2	2	1.0	0	0	0	0	0	0	0	0.0	
Team											14	9	23										
Total.....		8	1675		218-512	.426	52-167	.311	100-149	.671	103	196	299	37.4	128	1	122	113	32	57	588	73.5	
Opponents.....		8	1675		244-510	.478	80-196	.408	86-125	.688	90	214	304	38.0	143	3	167	109	29	75	654	81.8	

<b>TEAM STATISTICS</b>	<b>IOWA</b>	<b>OPP</b>	<b>Date</b>	<b>Opponent</b>	<b>Score</b>	<b>Att.</b>
SCORING	588	654	* 12/28/16	at Purdue	L 67-89	14804
Points per game	73.5	81.8	* 01/01/17	MICHIGAN	Wot 86-83	13988
Scoring margin	-8.2	-	* 01/05/17	at Nebraska	Lo2 90-93	14939
FIELD GOALS-ATT	218-512	244-510	* 01/08/17	RUTGERS	W 68-62	11347
Field goal pct	.426	.478	* 01/12/17	PURDUE	W 83-78	10752
3 POINT FG-ATT	52-167	80-196	* 01/15/17	at Northwestern	L 54-89	7732
3-point FG pct	.311	.408	* 01/19/17	MARYLAND	L 76-84	11040
3-pt FG made per game	6.5	10.0	* 01/25/17	at Illinois	L 64-76	11787
FREE THROWS-ATT	100-149	86-125	* = Conference game			
Free throw pct	.671	.688	^ = Emerald Coast Classic - Niceville, Florida			
F-Throws made per game	12.5	10.8	# = The Hy-Vee Classic - Des Moines, Iowa			
REBOUNDS	299	304				
Rebounds per game	37.4	38.0				
Rebounding margin	-0.6	-				
ASSISTS	122	167				
Assists per game	15.3	20.9				
TURNOVERS	113	109				
Turnovers per game	14.1	13.6				
Turnover margin	-0.5	-				
Assist/turnover ratio	1.1	1.5				
STEALS	57	75				
Steals per game	7.1	9.4				
BLOCKS	32	29				
Blocks per game	4.0	3.6				
ATTENDANCE	47127	49262				
Home games-Avg/Game	4-11782	4-12316				
Neutral site-Avg/Game	-	0-0				

<b>Score by Periods</b>	<b>1st</b>	<b>2nd</b>	<b>OT</b>	<b>OT2</b>	<b>Totals</b>
Iowa	256	304	21	7	588
Opponents	326	300	18	10	654

**IOWA HAWKEYE BASKETBALL**  
**Iowa Combined Team Statistics (as of Jan 26, 2017)**  
**All games**

<b>RECORD:</b>	<b>OVERALL</b>	<b>HOME</b>	<b>AWAY</b>	<b>NEUTRAL</b>
ALL GAMES	11-10	10-3	0-5	1-2
CONFERENCE	3-5	3-1	0-4	0-0
NON-CONFERENCE	8-5	7-2	0-1	1-2

##	Player	gp-gs	min	avg	Total		3-Point		F-Throw		Rebounds			avg	pf	dq	a	to	blk	stl	pts	avg
					fg-fga	fg%	3fg-fga	3fg%	ft-fa	ft%	off	def	tot									
14	Jok, Peter	21-21	622	29.6	147-334	.440	61-159	.384	86-94	.915	20	103	123	5.9	43	1	49	48	1	24	441	21.0
05	Cook, Tyler	14-13	353	25.2	62-121	.512	1-7	.143	41-66	.621	32	40	72	5.1	28	0	14	35	4	10	166	11.9
35	Pemsl, Cordell	21-14	414	19.7	75-120	.625	0-1	.000	41-79	.519	36	69	105	5.0	50	0	20	34	19	12	191	9.1
03	Bohannon, Jordan	21-15	589	28.0	58-175	.331	41-119	.345	25-28	.893	6	43	49	2.3	31	0	102	48	1	14	182	8.7
51	Baer, Nicholas	21-8	482	23.0	50-112	.446	21-61	.344	24-37	.649	47	82	129	6.1	51	1	37	18	27	29	145	6.9
04	Moss, Isaiah	21-15	359	17.1	54-119	.454	18-51	.353	16-19	.842	5	28	33	1.6	29	1	15	24	7	7	142	6.8
00	Wagner, Ahmad	21-6	331	15.8	37-73	.507	0-1	.000	30-59	.508	32	36	68	3.2	49	0	35	17	12	16	104	5.0
24	Ellingson, Brady	21-0	290	13.8	30-59	.508	17-34	.500	18-18	1.000	2	17	19	0.9	22	0	15	7	0	5	95	4.5
25	Uhl, Dom	19-7	316	16.6	26-72	.361	7-30	.233	26-40	.650	22	53	75	3.9	19	0	20	25	9	4	85	4.5
15	Kriener, Ryan	15-0	132	8.8	25-45	.556	1-5	.200	7-12	.583	11	30	41	2.7	22	0	4	10	4	4	58	3.9
01	Dailey, Maishe	9-0	79	8.8	10-21	.476	4-12	.333	1-4	.250	3	16	19	2.1	3	0	4	3	1	3	25	2.8
10	Williams, Christian	21-6	294	14.0	21-64	.328	2-11	.182	8-16	.500	9	29	38	1.8	20	0	38	22	1	18	52	2.5
11	Rose, Charlie	6-0	8	1.3	1-3	.333	0-1	.000	0-0	.000	0	1	1	0.2	3	0	1	1	0	0	2	0.3
23	Jones, Dale	3-0	6	2.0	0-3	.000	0-2	.000	0-0	.000	0	3	3	1.0	1	0	1	1	0	0	0	0.0
Team											27	26	53		1							
Total.....		21	4275		596-1321	.451	173-494	.350	323-472	.684	252	576	828	39.4	372	3	355	293	86	146	1688	80.4
Opponents.....		21	4275		597-1367	.437	185-500	.370	263-381	.690	261	551	812	38.7	412	9	356	292	58	168	1642	78.2

<b>TEAM STATISTICS</b>	<b>IOWA</b>	<b>OPP</b>	<b>Date</b>	<b>Opponent</b>	<b>Score</b>	<b>Att.</b>
SCORING	1688	1642	11/11/16	KENNESAW STATE	w 91-74	13007
Points per game	80.4	78.2	11/13/16	SAVANNAH STATE	w 116-84	11371
Scoring margin	+2.2	-	11/17/16	SETON HALL	L 83-91	10391
FIELD GOALS-ATT	596-1321	597-1367	11/20/16	UT RIO GRANDE VALLEY	w 95-67	11596
Field goal pct	.451	.437	^ 11/25/16	vs Virginia	L 41-74	2196
3 POINT FG-ATT	173-494	185-500	^ 11/26/16	vs Memphis	L 92-100	2196
3-point FG pct	.350	.370	11/29/16	at Notre Dame	L 78-92	7660
3-pt FG made per game	8.2	8.8	12/03/16	OMAHA	L 89-98	11618
FREE THROWS-ATT	323-472	263-381	12/05/16	STETSON	w 95-68	9839
Free throw pct	.684	.690	12/08/16	IOWA STATE	w 78-64	13956
F-Throws made per game	15.4	12.5	# 12/17/16	vs Northern Iowa	w 69-46	15028
REBOUNDS	828	812	12/20/16	NORTH DAKOTA	w 84-73	11099
Rebounds per game	39.4	38.7	12/22/16	DELAWARE STATE	w 89-57	11886
Rebounding margin	+0.8	-	* 12/28/16	at Purdue	L 67-89	14804
ASSISTS	355	356	* 01/01/17	MICHIGAN	Wot 86-83	13988
Assists per game	16.9	17.0	* 01/05/17	at Nebraska	Lo2 90-93	14939
TURNOVERS	293	292	* 01/08/17	RUTGERS	w 68-62	11347
Turnovers per game	14.0	13.9	* 01/12/17	PURDUE	w 83-78	10752
Turnover margin	+0.0	-	* 01/15/17	at Northwestern	L 54-89	7732
Assist/turnover ratio	1.2	1.2	* 01/19/17	MARYLAND	L 76-84	11040
STEALS	146	168	* 01/25/17	at Illinois	L 64-76	11787
Steals per game	7.0	8.0				
BLOCKS	86	58				
Blocks per game	4.1	2.8				
ATTENDANCE	151890	76342				
Home games-Avg/Game	13-11684	5-11384				
Neutral site-Avg/Game	-	3-6473				

\* = Conference game  
^ = Emerald Coast Classic - Niceville, Florida  
# = The Hy-Vee Classic - Des Moines, Iowa

<b>Score by Periods</b>	<b>1st</b>	<b>2nd</b>	<b>OT</b>	<b>OT2</b>	<b>Totals</b>
Iowa	810	850	21	7	1688
Opponents	775	839	18	10	1642