



IOWA HAWKEYES

3-1 Overall, 0-0 Big Ten

3 FINAL FOURS | 8 BIG TEN CHAMPIONSHIPS | 2 BIG TEN TOURNAMENT TITLES | 25 NCAA TOURNAMENTS

No. 6/7 VIRGINIA (4-0) vs. IOWA (3-1)

Nov. 25, 2016 // Niceville, Florida // The Arena // 6 p.m. CT

Virginia Cavaliers

Pos.	No.	Name	Ht.	Wt.	Yr.	Hometown	Statistical Summary
G	32	London Perrantes	6-2	197	Sr.	Los Angeles, Calif.	8.0 ppg, 2.8 rpg, 4.2 apg
G	51	Darius Thompson	6-4	196	Jr.	Murfreesboro, Tenn.	9.8 ppg, 2.8 rpg, 2.0 apg
G	0	Devon Hall	6-5	207	Jr.	Virginia Beach, Va.	3.5 ppg, 2.8 rpg, 2.0 apg
F	21	Isaiah Wilkins	6-7	225	Jr.	Lilburn, Ga.	5.8 ppg, 5.8 rpg, 1.5 apg
F	33	Jack Salt	6-11	247	So.	Auckland, New Zealand	4.8 ppg, 3.5 rpg, 1.0 apg

Head Coach: Tony Bennett (Green Bay, 1992); Eighth Season at Virginia (169-72); 11th Season Overall (238-105)

Iowa Hawkeyes

Pos.	No.	Name	Ht.	Wt.	Yr.	Hometown	Statistical Summary
G	10	Christian Williams	6-5	200	So.	Decatur, Ill.	2.8 ppg, 3.0 rpg, 4.2 apg
G	14	Peter Jok	6-6	205	Sr.	West Des Moines, Iowa	24.3 ppg, 5.5 rpg, 2.5 apg
F	51	Nicholas Baer	6-7	200	So.	Bettendorf, Iowa	8.3 ppg, 4.5 rpg, 3.2 apg
F	25	Dom Uhl	6-9	217	Jr.	Frankfurt, Germany	6.3 ppg, 6.3 rpg, 1.5 apg
F	5	Tyler Cook	6-9	253	Fr.	St. Louis, Mo.	14.8 ppg, 4.8 rpg, 1.0 apg

Head Coach: Fran McCaffery (Penn, 1979); Seventh Season at Iowa (121-87); 21st Season Overall (372-264)

GAME #5 STORYLINES

- Friday will be the third meeting between Iowa and Virginia and first since a 75-64 Hawkeye win in Charlottesville on March 27, 2013 in the quarterfinals of the NIT.
- Iowa will be making its second straight trip to the state of Florida for a Thanksgiving holiday tournament. The Hawkeyes played in the Advocare Invitational in Orlando a year ago.
- Senior Dale Jones suffered a fracture in his right wrist and will miss the next 8-9 weeks.
- Peter Jok, who enters Friday's game with 969 career points, has scored double digits in all four games, including netting 27 or more points in three of the contests. Jok leads the Big Ten in scoring (24.3 ppg), scoring nearly a point per minute played (97 points in 104 minutes).
- Peter Jok joined Reggie Evans (twice) and Aaron Fuller as the only Hawkeyes to post 30+ points and 10+ rebounds in a single game the last 20 years. Jok totaled 30 points and 11 rebounds against Seton Hall. His efforts last week earned the team captain Big Ten Player of the Week honors.
- Iowa's Nicholas Baer and Virginia's London Perrantes lead their respective teams in assist-to-turnover ratio. Baer's ratio is 6.5 (13 ast, 2 turns), while Perrantes is 4.25 (17 ast, 4 turns).
- Iowa will play another member of the Atlantic Coast Conference next week, traveling to Notre Dame in the annual ACC/Big Ten Challenge.
- Peter Jok (97 points) and Tyler Cook (59 points) account for 40 percent of Iowa's offense.
- Peter Jok was named to the preseason 10-player All-Big Ten first team, while also being named to the 2017 Jerry West Shooting Guard of the Year Award and 2017 Naismith Trophy and John Wooden Award watch lists.
- Iowa has competed in postseason play the last five years (NCAA 2014-16; NIT 2012-13).
- The Hawkeyes won 22 games, tied for third place in the Big Ten, and won an NCAA Tournament game each of the last two seasons.
- Iowa has won 20 or more games in four consecutive seasons -- its longest streak in 15 years.
- Fran McCaffery has guided Iowa to upper division finishes in the Big Ten in each of the last four seasons. McCaffery, who is one of just 12 Division I head coaches to take four different programs to the NCAA Tournament, has accumulated 16 first division finishes in 20 years as a head coach. McCaffery has posted 10 seasons of 20 or more wins as a head coach.
- Iowa is 53-8 when scoring 80 points or more, the last six seasons. The Hawkeyes are 61-2 when holding opponents to fewer than 61 points, the last six years.

2016-17 SCHEDULE/RESULTS

Date	Opponent (TV)	Time
Nov. 11	Kennesaw State	W, 91-74
Nov. 13	Savannah State	W, 116-84
Nov. 17	Seton Hall ^	L, 83-91
Nov. 20	UT Rio Grande Valley	W, 95-67
Nov. 25	vs. Virginia # (CBS SN)	6 p.m.
Nov. 26	vs. Providence/Memphis # (TBD)	TBD
Nov. 29	at Notre Dame % (ESPN2)	8 p.m.
Dec. 3	Omaha (BTN Plus)	1:05 p.m.
Dec. 5	Stetson (ESPN2)	6 p.m.
Dec. 8	Iowa State + (ESPN2)	7 p.m.
Dec. 17	vs. UNI * (ESPN3)	3:30 p.m.
Dec. 20	North Dakota State (BTN)	8 p.m.
Dec. 22	Delaware State (BTN)	8 p.m.
Dec. 28	at Purdue (BTN)	8 p.m.
Jan. 1	Michigan (BTN)	TBD
Jan. 5	at Nebraska (BTN)	8 p.m.
Jan. 8	Rutgers (BTN)	1:15/3:30 p.m.
Jan. 12	Purdue (BTN)	8 p.m.
Jan. 15	at Northwestern (BTN)	6:30 p.m.
Jan. 19	Maryland (ESPN/2)	6 p.m.
Jan. 25	at Illinois (BTN)	8 p.m.
Jan. 28	Ohio State (ESPN2)	7 p.m.
Jan. 31	at Rutgers (BTN)	6 p.m.
Feb. 5	Nebraska (BTN)	1 p.m.
Feb. 8	at Minnesota (BTN)	8 p.m.
Feb. 11	at Michigan State (BTN)	5 p.m.
Feb. 18	Illinois (BTN)	1 p.m.
Feb. 21	Indiana (ESPN/2)	8 p.m.
Feb. 25	at Maryland (ESPN/2)	TBD
March 2	at Wisconsin (ESPN/2)	8 p.m.
March 5	Penn State (BTN)	noon

all times listed are central

^ -- Gavitt Games

-- Emerald Coast Classic - Destin, Florida

% -- ACC/Big Ten Challenge

+ -- Iowa Corn Cy-Hawk Series

* -- The Hy-Vee Classic - Des Moines, Iowa

PRONUNCIATION GUIDE

Kirk Speraw.....	SPEAR-awe
Nicholas Baer.....	BAYER
Maishe Dailey.....	MAY-she
Ryan Kriener.....	KREEN-ir
Peter Jok.....	JOCK
Cordell Pemsil.....	PEM-sul
Dom Uhl.....	YULE

MULTIMEDIA GAME INFORMATION

TELEVISION

- CBS Sports Network

Bradley Johansen (PxP)
Doug Gottlieb (analyst)

MOBILE APPS/ONLINE

- N/A

RADIO

- Hawkeye Radio Network

Jim Albracht (PxP)
Bob Hansen (analyst)

LIVE STATISTICS

- StatBroadcast

hawkeyesports.com

INSIDE THE NUMBERS

	IOWA	UVA
Scoring Average	96.2	75.0
Scoring Defense	79.0	38.8
Scoring Margin	+17.3	+36.2
FG%	.487	.514
FG% Defense	.430	.289
FT%	.664	.772
3-PT FG%	.383	.350
3-PT FG% Defense	.414	.253
Rebound Margin	+3.5	+16.0
Assists Per Game	22.0	17.8
Turnovers Per Game	16.3	9.8
Steals Per Game	8.5	7.3
Blocks Per Game	4.8	4.8

MISCELLANEOUS STATS

Double-Figure Scoring Games...

Player	13-14	14-15	15-16	16-17	Career
Peter Jok	7	11	26	4	48
Dom Uhl	---	1	7	---	8
Nicholas Baer	---	---	5	1	6
Brady Ellingson	---	---	1	2	3
Tyler Cook	---	---	---	3	3
Ahmad Wagner	---	---	1	1	2
Cordell Pemsil	---	---	---	1	2
Dale Jones	---	---	1	---	1
Isaiah Moss	---	---	---	1	1

20-Point Scoring Games...

Player	13-14	14-15	15-16	16-17	Career
Peter Jok	---	---	11	3	14
Tyler Cook	---	---	---	1	1
Brady Ellingson	---	---	1	1	2

Double-Figure Rebounding Games...

Player	13-14	14-15	15-16	16-17	Career
Dom Uhl	---	---	1	1	2
Tyler Cook	---	---	---	1	1
Peter Jok	---	---	---	1	1

Double-Doubles...

Player	13-14	14-15	15-16	16-17	Career
Dom Uhl	---	---	1	---	1
Peter Jok	---	---	---	1	1

4+ Three-Pointer Games...

Player	13-14	14-15	15-16	16-17	Career
Peter Jok	---	1	9	1	11
Dale Jones	---	---	1	---	1
Nicholas Baer	---	---	1	---	1
Brady Ellingson	---	---	---	1	1

5+ Assists Games...

Player	13-14	14-15	15-16	16-17	Career
Jordan Bohannon	---	---	---	2	2
Christian Williams	---	---	---	1	1
Nicholas Baer	---	---	---	1	1

3+ Steals Games...

Player	13-14	14-15	15-16	16-17	Career
Peter Jok	---	2	5	---	7
Nicholas Baer	---	---	---	2	2
Dom Uhl	---	---	1	---	1
Ahmad Wagner	---	---	1	---	1

3+ Blocks Games...

Player	13-14	14-15	15-16	16-17	Career
Dom Uhl	---	---	---	---	1
Ahmad Wagner	---	---	---	1	1
Nicholas Baer	---	---	1	---	1
Ryan Kriener	---	---	---	1	1

2016-17 MARGIN OF VICTORY/DEFEAT

Points	1	2	3	4	5	6	7	8	9	10+	15+	20+
Wins	0	0	0	0	0	0	0	0	0	0	1	2
Losses	0	0	0	0	0	0	0	1	0	0	0	0

THE SETTING

Iowa (3-1) will challenge No. 6/7 Virginia (4-0) in the semifinals of the Emerald Classic on Friday. Tipoff is set for 6 p.m. (CT) at The Arena in Niceville, Florida.

ON THE AIR

Radio: Iowa games are broadcast on the Hawkeye Radio Network. Jim Albracht will handle the play-by-play, along with color commentator Bob Hansen. The network includes more than 40 stations that blanket the state of Iowa and include portions of Illinois, Nebraska, Minnesota, Missouri and Wisconsin. The Hawkeye Radio Network coverage includes a 60-minute pregame show.

TV: Friday's game will be televised nationally on CBS Sports Network. Bradley Johansen and Doug Gottlieb will call the action.

ALL-TIME SERIES RESULTS

Iowa is 2-0 all-time against Virginia. The Hawkeyes beat the Cavaliers in the first round of the NCAA Tournament, 73-60, in Salt Lake City on March 13, 1997. Iowa defeated Virginia, 75-64, in March 27, 2013 in Charlottesville in the NIT Quarterfinals. The Hawkeyes made all 15 free throw attempts in the road win against Virginia in 2013.

Iowa is 2-0 all-time against Memphis and 0-1 against Providence. Both previous contests against Memphis were played on neutral floors: Iowa topped Memphis 73-66 in Los Angeles in 1983 and 75-71 in Kansas City in 2001. Providence edged Iowa, 71-70, in Iowa City in 1965.



PETER JOK NAMED BIG TEN PLAYER OF THE WEEK

Peter Jok was named Big Ten Player of the Week on Monday. Jok, who collects his second Big Ten weekly honor of his career and first of the season, was a stat sheet stuffer in two games last week for the Hawkeyes. The guard averaged 28.5 points, six rebounds, two steals, and two assists in two games. Jok made all 10 free throw attempts and shot 59 percent (20-of-34) from the field, including 44 percent (7-of-16) from 3-point range.

The 6-foot-6, 205-pound guard registered his first career double-double in Iowa's loss to Seton Hall, posting career highs in scoring (30) and rebounding (11).

Jok helped lead Iowa to a 95-67 win over UT Rio Grande Valley last Sunday. The team captain totaled 27 points, two steals and one rebound in only 19 minutes of action. Jok shot a blistering 69 percent (9-of-13) from the field, including 62 percent (5-of-8) from long distance. The five 3-pointers equaled a personal best.

2016-17 IOWA HAWKEYES ROSTER

No.	Name	Pos.	Ht.	Wt.	Yr.	Hometown (High School/College)
0	Ahmad Wagner	F	6-7	235	So.	Yellow Springs, Ohio (Wayne)
1	Maishe Dailey	G	6-6	183	Fr.	Beachwood, Ohio (Beachwood)
3	Jordan Bohannon	G	6-0	182	Fr.	Marion, Iowa (Linn-Mar)
4	Isaiah Moss	G	6-5	205	Fr. [^]	Chicago, Ill. (Simeon)
5	Tyler Cook	F	6-9	253	Fr.	St. Louis, Mo. (Chaminade Prep)
10	Christian Williams	G	6-5	200	So.	Decatur, Ill. (St. Teresa)
11	Charlie Rose	G	6-4	185	Jr.	Elmhurst, Ill. (York Community)
14	Peter Jok	G	6-6	205	Sr.	West Des Moines, Iowa (Valley)
15	Ryan Kriener	F	6-9	247	Fr.	Spirit Lake, Iowa (Spirit Lake)
20	Riley Till	F	6-6	192	Fr.	Dubuque, Iowa (Wahlert)
23	Dale Jones	F	6-7	227	Sr.	Waterloo, Iowa (Waterloo West/Tyler JC, Texas)
24	Brady Ellingson	G	6-4	193	So. [^]	Menomonee Falls, Wis. (Hamilton)
25	Dom Uhl	F	6-9	217	Jr.	Frankfurt, Germany (Point Pleasant Beach, N.J.)
35	Cordell Pemsil	F	6-8	249	Fr.	Dubuque, Iowa (Wahlert)
51	Nicholas Baer	F	6-7	200	Fr. [^]	Bettendorf, Iowa (Bettendorf)

Head Coach: Fran McCaffery

Assistant Coaches: Kirk Speraw, Sherman Dillard, Andrew Francis

HEAD COACH FRAN McCAFFERY

Fran McCaffery, who is signed through the 2020 season, is in his seventh season as the head basketball coach at the University of Iowa and his 20th year overall as a college head coach. McCaffery has reached the 20-win plateau eight of the last 10 seasons, including the last four years.

McCaffery spent five seasons (2005-10) as the head coach at Siena, six years at UNC-Greensboro (1999-2005) and three seasons at Lehigh (1985-88) before joining the Hawkeyes.

McCaffery has three decades of Division I coaching experience. He completed his 34th season as a collegiate coach in 2016, which includes 20 years as a head coach and 14 as an assistant. McCaffery is one of 12 coaches to lead four different Division I teams to the NCAA Tournament.

McCaffery, 57, holds a career mark of 372-264 (.585) and guided his teams to 10 postseason appearances (seven NCAA and three NIT). He is 121-87 (.582) at Iowa. McCaffery has led Iowa to NCAA Tournament victories in each of the past two seasons, the first time Hawkeye teams have won tournament games in consecutive seasons since 1996-97.

Since taking over the Iowa program in 2010, the Hawkeyes have earned five postseason tournament berths (3 NCAA, 2 NIT). McCaffery coached Iowa to 25 victories in 2013, equaling the second-most win total in program history. McCaffery has guided five different Hawkeyes to all-conference honors, including three straight first team honorees. The last time Iowa had three consecutive first-team all-league honorees was 1946-48.

McCaffery has posted upper division finishes in each of the past four seasons at Iowa and 16 of 20 seasons as a head coach. He has posted 20 wins or more eight of the last 10 seasons, including the last four at Iowa (2013, 2014, 2015, and 2016).

McCaffery and the Hawkeyes have made Carver-Hawkeye Arena one of the most feared arenas to play nationally. Fans have embraced McCaffery and his team's style of play with attendance increasing by more than 50 percent since 2010. The Hawkeyes boast a 58-12 home record the last four seasons, which includes a school-record 18 wins in 2014.

McCaffery's five years at Siena were the best in its 70-year history. He led the Saints on an incredible run that ended with three straight Metro Atlantic Athletic Conference championships and NCAA Tournament appearances. In so doing, Siena became the only program in the country to win its regular season and postseason title 2008-10.

McCaffery's Saints owned a 112-51 (.687) record in his five years with the program. He guided the Saints to four consecutive 20-win seasons.

The 2009 MAAC Coach of the Year and 2010 District I Coach of the Year is the third winningest coach, by percentage, in league history (.687). He is the only coach to guide a MAAC program to two NCAA Tournament wins. McCaffery led his 2008 and 2009 teams to first round NCAA Tournament victories over Vanderbilt and Ohio State, respectively.

In his final two seasons at Siena, he coached the Saints to back-to-back 27-win campaigns and boasted a combined 39-3 (.929) record against MAAC opponents, which included MAAC Tournament contests.

McCaffery began his coaching career as an assistant at Penn (1982-83) and Lehigh (1983-85). After three seasons as head coach at Lehigh, he spent 11 seasons as an assistant at Notre Dame (1988-99).

McCaffery played basketball at Wake Forest his freshman year (1977-78) and then concluded his collegiate playing career at Penn his final three seasons (1979-82).

He earned his B.S. degree in Economics from The Wharton School (Penn) in 1982. McCaffery also earned a Master of Education from Lehigh in 1985.

COACHING HONORS

NABC District I Coach of the Year, 2009-10

MAAC Coach of the Year, 2008-09

HEAD COACHING EXPERIENCE

Lehigh (1985-88):49-39 (.557); 8-6 (.571) League
UNC-Greensboro (1999-05).....90-87 (.508); 49-47 (.510) League
Siena (2005-10)112-51 (.687); 68-22 (.756) League
Iowa (2010-present):121-87 (.582); 42-48 (.467) League



THE McCAFFERY FILE

Born: May 23, 1959
Hometown: Philadelphia, Pa.
High School: LaSalle, 1977
College: B.S. in Economics, The Wharton School (Penn), 1982
Master of Education, Lehigh, 1985
Family: Wife, Margaret
Sons, Connor, Patrick and Jonathan Francis
Daughter, Marit Katherine
Brother, Jack (sportswriter in Philadelphia area)

Coaching Honors

MAAC Coach of the Year, 2009

NABC District I Coach of the Year, 2009-10

Coaching History (30 years)

1982-83 Assistant Coach, Penn
1983-85 Assistant Coach, Lehigh
1985-88 Head Coach, Lehigh
1988-99 Assistant Coach, Notre Dame
1999-05 Head Coach, UNC-Greensboro
2005-10 Head Coach, Siena
2010-present Head Coach, University of Iowa

Coaching Chart

Overall (20 seasons): 372-264 (.585)

At Iowa (six seasons): 121-87 (.582)

At Siena (five seasons): 112-51 (.688)

At UNCG (six seasons): 90-87 (.508)

At Lehigh (three seasons): 49-40 (.551)

NCAA Tournament (eight appearances*): 4-8

NIT (three appearances): 5-3

**McCaffery is the first coach to bring three different programs from one-bid leagues to the NCAA Tournament (conferences that sent just one team the year his program advanced).*

McCaffery in Postseason Play

1988 NCAA Tournament - - Lehigh
1989 NCAA Tournament - - Notre Dame
1990 NCAA Tournament - - Notre Dame
1992 NIT - - Notre Dame
1997 NIT - - Notre Dame
2001 NCAA Tournament - - UNC-Greensboro
2002 NIT - - UNC-Greensboro
2008 NCAA Tournament - - Siena
2009 NCAA Tournament - - Siena
2010 NCAA Tournament - - Siena
2012 NIT - - Iowa
2013 NIT - - Iowa
2014 NCAA Tournament - - Iowa
2015 NCAA Tournament - - Iowa
2016 NCAA Tournament - - Iowa

Playing Experience

Wake Forest, 1977-78

Penn, 1979-82

2016-17 BIG Standings/Schedule

Team	Big Ten	Pct.	Overall	Pct.
Maryland	0-0	.000	5-0	1.000
Minnesota	0-0	.000	5-0	1.000
Michigan	0-0	.000	4-0	1.000
Ohio State	0-0	.000	4-0	1.000
Rutgers	0-0	.000	4-0	1.000
Nebraska	0-0	.000	3-0	1.000
Illinois	0-0	.000	4-1	.800
Indiana	0-0	.000	3-1	.750
IOWA	0-0	.000	3-1	.750
Purdue	0-0	.000	3-1	.750
Wisconsin	0-0	.000	3-1	.750
Northwestern	0-0	.000	3-2	.600
Michigan State	0-0	.000	2-2	.500
Penn State	0-0	.000	2-3	.400

Wednesday, Nov. 23

Michigan at South Carolina, 4 p.m.
 Auburn vs. Purdue, 7:30 p.m.
 St. John's vs. Michigan State, 6 p.m.
 Jackson State at Ohio State, 6 p.m.
 Colgate at Penn State, 6 p.m.
 North Texas at Rutgers, 6 p.m.
 North Carolina vs. Wisconsin, 8:30 p.m.

Thursday, Nov. 24

Baylor/VCU vs. Michigan State, TBD
 West Virginia vs. Illinois, 2 p.m.
 Dayton vs. Nebraska, 7:30 p.m.

All times are central

National Rankings

AP Poll

Nov. 21

- Kentucky
- Villanova
- Indiana
- North Carolina
- Kansas
- Duke
- Virginia
- Arizona
- Xavier
- Louisville
- Gonzaga
- Creighton
- Oregon
- UCLA
- St. Mary's
- Wisconsin
- Syracuse
- Purdue
- West Virginia
- Baylor
- Iowa State
- Texas
- Rhode Island
- Michigan State
- Florida State

USA Today Poll

Nov. 21

- Kentucky
- Villanova
- Duke
- North Carolina
- Indiana
- Virginia
- Kansas
- Xavier
- Arizona
- Louisville
- Gonzaga
- Oregon
- UCLA
- Wisconsin
- St. Mary's
- Syracuse
- West Virginia
- Creighton
- Purdue
- Michigan State
- Texas
- Iowa State
- Maryland
- Michigan
- Rhode Island

2016-17 Captains

Iowa captains are seniors Peter Jok and Dale Jones.

HAWKEYES OVERWHELM UT RIO GRANDE VALLEY

Four Hawkeyes scored in double figures in 1 95-67 win over UT Rio Grande Valley (UTRGV) Sunday afternoon in Iowa City.

- Leading the way offensively for the Hawkeyes were Peter Jok with 27 points, followed by Tyler Cook (15), Isaiah Moss (14), and Brady Ellingson (11).
- Iowa scored 41 points after forcing 26 Vaquero turnovers. The Hawkeyes also outscored UTRGV 10-0 in transition.
- The Hawkeyes drained 11 triples, led by Peter Jok's five, which tied a career high. Moss and Ellingson made two apiece, while Dom Uhl and Jordan Bohannon each made one.
- Freshmen Ryan Kriener recorded a game-high three blocks, while Nicholas Baer continued to fill the stat sheet (8 points, 7 rebounds, 3 assists, and a game-best 3 steals).
- Iowa improved to 11-0 against current members of the Western Athletic Conference.

SCOUTING VIRGINIA

- Virginia won its first four games of the season, winning at UNC Greensboro (76-51), and beating St. Francis Brooklyn (72-32), Yale (62-38), and Grambling (90-34) at home.
- Virginia won its first four games by an average of 36.2 points. The Cavaliers average 75 points per game, while allowing only 38.8 points per contest.
- Virginia has seven players who average 5.8 points or more. The Cavaliers have two reserves who averages double digits in scoring, Marial Shayok (12.5) and Kyle Guy (11.0).
- In their last outing against Grambling on Wednesday, Virginia grabbed 14 more rebounds than the Bulldogs. The Cavaliers led 49-9 at halftime. Virginia made 10 more 3-pointers (14-4) and committed ten fewer turnovers (11-21) than Grambling. Kyle Guy led all scorers with 20 points.
- Preseason All-ACC first team honoree London Perrantes averages 9.8 points, 2.8 rebounds, and a team-best 4.25 assists. The senior guard has committed only four turnovers.
- Tony Bennett is in his eighth season (169-72) at Virginia and 11th year (238-105) overall as a head coach. The Wisconsin native has guided the Cavaliers to five straight post-season tournaments, including four NCAA Tournaments. Virginia advanced to the Elite Eight last March, beating Hampton, Butler, and Iowa State before falling to Syracuse.

STEADY IMPROVEMENT...

Since Fran McCaffery was named head coach at Iowa in 2010, he has guided the Hawkeyes to improvement each season.

Year	Record	Big Ten Finish	Postseason
2011	11-20	4-14 (10th)	N/A
2012	18-17	8-10 (T-7th)	NIT Second Round
2013	25-13	9-9 (6th)	NIT runners-up
2014	20-13	9-9 (6th)	NCAA First Four
2015	22-12	12-6 (T-3rd)	NCAA Second Round
2016	22-11	12-6 (T-3rd)	NCAA Second Round

PETER JOK IN HIS FINAL SEASON AS A HAWKEYE

After averaging seven points per game as a sophomore, Peter Jok surged 9.1 points last year as a junior averaging 16.1 points per contest. The 9.1 improvement was tops among Big Ten players. Jok's 16.1 scoring average ranks second among Big Ten players returning this season behind Illinois' Malcolm Hill (18.1 ppg).

Jok was named to the preseason All-Big Ten first team, while also being named to the 2017 Jerry West Shooting Guard of the Year Award and 2017 Naismith Trophy and John Wooden Award watch lists. Jok is averaging a team-best 24.3 points per game through four contests this season. The 24.3 scoring average is an 8.2 improvement from last year.

Jok ranked second on the team in scoring (16.1 ppg) and first in free throw accuracy (.852, 92-of-108). Jok made 28 straight free throws before missing in the win over Temple. He has made 12 straight free throws to start this season. Jok scored 20 points or more 10 times in 2015-16, while he has eclipsed 20 points three times already this year.

Jok became the first Hawkeye non-senior to average 16 points or more since Chris Kingsbury averaged 16.8 points as a sophomore in 1995.

IOWA VS. RANKED TEAMS

Below are Iowa's results versus nationally-ranked opponents in 2015-16:

At Home:	83-71 over 22nd-ranked Purdue, 1/24/16 83-70 over 1st-ranked Michigan State, 12/29/15 81-78 loss to 11th-ranked Indiana, 3/1/16
On the Road:	83-82 loss to 2nd-ranked Iowa State, 12/10/15 76-59 over 4th-ranked Michigan State, 1/14/16 70-63 over 14th-ranked Purdue, 1/2/16 74-68 loss to 7th-ranked Maryland, 1/28/16 85-78 loss at 22nd-ranked Indiana, 2/11/16
Neutral Court:	68-62 loss to 17th-ranked Notre Dame, 11/27/15 84-61 over 20th-ranked Wichita State, 11/29/15 87-68 loss to 6th-ranked Villanova, 3/20/16

HAWKEYE FASTBREAKS

- Seven different Hawkeyes have reached double figures in scoring through four games this season.
- After scoring in double figures once in 27 games last year, sophomore Brady Ellingson has netted double digits twice in four games this season.
- Iowa surpassed the century mark for the 97th time in program history with a 116-84 win over Savannah State on Nov. 13. The 116 points equal the seventh most points scored in a game in program history.
- Iowa has won 40 of its last 42 nonconference home games, dating back to 2012.
- Iowa posted school records in 3-pointers made (18) and attempted (43) in its victory over Savannah State on Nov. 13.
- Peter Jok scored 27 points in Iowa's opener vs. Kennesaw State. The 27 points are the most by a Hawkeye in a season opener since Adam Haluska poured in 29 against The Citadel in 2006.
- Freshman Tyler Cook (10) joined Aaron White as the only two players to grab 10 or more rebounds in their first game as a Hawkeye in the past 20 years.

DALE JONES TO MISS 8-9 WEEKS DUE TO INJURY

Senior Dale Jones suffered a fracture in his right wrist in Iowa's game against Seton Hall (Nov. 17) and is expected to miss approximately 8-9 weeks. After missing the first two games this season, Jones sustained the injury minutes after making his season debut against Seton Hall.

Jones, who transferred to Iowa in 2015 after three years at Tyler Junior College in Texas, has played limited minutes in only seven games during his Hawkeye career. Jones suffered a season-ending knee injury in practice on Dec. 1, 2015, after competing in Iowa's first six games. The native of Waterloo, Iowa, suffered his first knee injury in 2014.

NICHOLAS BAER PLAYED OVERSEAS IN AUGUST

Nicholas Baer averaged 8.5 points, 8.3 rebounds, and two steals in four games (3-1) overseas on the USA East Coast All-Star Team.

This marked the sixth consecutive year that a Hawkeye traveled overseas with the USA East Coast basketball team. In 2011, Matt Gatens and Bryce Cartwright traveled overseas; Zach McCabe went in 2012; Jarrod Uthoff was on the roster in 2013; Mike Gesell and Adam Woodbury competed in 2014; while Dom Uhl traveled with the team in 2015.

IOWA HISTORY

Iowa has played 2,710 games since beginning basketball in 1902. Iowa's overall record is 1,596-1,114 (.589). That includes a 1,018-356 (.741) record in home games, a 574-755 (.432) record in contests away from Iowa City, a 752-757 (.498) mark in Big Ten games and a 423-130 (.765) record in Carver-Hawkeye Arena.

IOWA SIGNS 2 PREP STANDOUTS

Luka Garza and Jack Nunge have signed a National Letter of Intent to attend the University of Iowa in 2017.

Garza is a 6-foot-11, 240-pound forward from Maret School in Washington, D.C. Garza is a two-time first team All-DC, all-conference and second team Washington Post All-Met honoree. He scored more than 1,000 points and grabbed over 600 rebounds his first three years. Garza averaged 25.5 points, 12.6 rebounds, and 2.6 blocks as a junior, and 19.8 points and 9.8 rebounds his sophomore campaign. He helped Maret earn back-to-back conference championships (22-8 in 2014 and 22-5 in 2015). He was recognized as the 2014-15 Washington Post All-Met Most Improved Player. Garza averaged 11.3 points (54% FG, 36% 3-pt FG) and 6.5 rebounds last year in the EYBL.

Nunge is also 6-foot-11 and weighs 220 pounds. He hails from Newburgh, Indiana and attends Castle High School. Nunge earned first-team All-SIAC, IBCA Supreme 15 Underclassmen, and Indiana All Star-Core 6 honors following his junior campaign. He posted a team-best 18 double-doubles, and averaged 19.3 points (FG%: 57%, 3-pt FG%: 43%, FT%: 81%), 11.4 rebounds, and 3.7 blocks per game his junior season. He was named team Most Valuable Player in 2016. A two-time team captain, he tallied 35 points and 25 rebounds against Bosse High School, and 35 points and 22 rebounds versus Harrison High School his junior season. Nunge also excels in the classroom, boasting a 3.97 grade point average, ranks 20th in his class, and earned the Scholastic "C" Award. He is a member of the National Honor Society and Student Council. He played with the Pocket City AAU basketball team.

RECENT GRADUATES PLAYING PROFESSIONAL BASKETBALL

A number of recent Iowa basketball graduates are playing professionally: Melsahn Basabe (Greece), Anthony Clemmons (Austria), Mike Gesell (Denmark), Jarryd Cole (France), Matt Gatens (NBA D-League: Iowa Energy -- injured), Devyn Marble (Greece), Gabriel Olaseni (Italy), Darius Stokes (Australia), Jarrod Uthoff (NBA D-League: Raptors 905), Aaron White (Russia), and Adam Woodbury (NBA D-League: Fort Wayne Mad Ants).

CARVER-HAWKEYE ARENA ENHANCEMENTS

The Iowa Athletic Department upgraded Carver-Hawkeye Arena's video boards, sound system, lighting, digital scoretable displays, and playing surface this past summer.

A new four-sided centerhung video system is the centerpiece of the installation. The two main centerhung displays measure approximately 14.5 feet high by 26 feet wide and the other two centerhung displays measure 9.5 feet high by 16.5 feet wide. The project also upgraded the auxiliary displays located near the ceiling at each side of the arena.

BAER NOMINATED FOR GOOD WORKS TEAM

Sophomore Nicholas Baer is a nominee for the 2017 Allstate NABC Good Works Team. Baer currently ranks first in the Big Ten in steals per game (2.0) and assist-to-turnover ratio (6.5).

This prestigious community service award recognizes a distinguished group of student-athletes who have demonstrated a commitment to enriching the lives of others and contributing to the greater good in their communities.

College sports information directors and basketball coaches across the country nominated players who exhibit exceptional leadership skills and an unwavering commitment to volunteerism.

COACHING EXPERIENCE

Fran McCaffery has the most experienced coaching staffs in the country. The Iowa men's basketball staff has 57 years of combined collegiate head coaching experience and more than 125 years of collegiate coaching under their belts. Listed below are the number of years of head coaching experience on the Iowa staff.

Coach	Years
Fran McCaffery	20 years
Kirk Speraw's	20 years
Sherman Dillard	10 years
Andrew Francis	2 years
Al Seibert	5 years

THE HY-VEE CLASSIC TICKETS ON SALE

The state's four NCAA Division I men's basketball teams will be in action in the same venue for the fifth consecutive year at Wells Fargo Arena on Saturday, Dec. 17.

The first game of the doubleheader will feature Northern Iowa and Iowa beginning at 3:30 p.m. The game will be broadcast on ESPN3. Iowa State and Drake will play the second game at 6 p.m., with the game being broadcast on Mediacom.

Tickets, which range in price from \$30-75, are on sale exclusively through Hy-VeeTix.com, 844-55-HYVEE, 22 Hy-Vee Stores in Des Moines and Ames, or the Wells Fargo Arena Box Office. Tickets are good for admission to both games of the doubleheader.

One of the marquee basketball events in the Midwest, The Hy-Vee Classic has sold out each of the last two years.

IOWA HEADSHOTS AVAILABLE ONLINE

Up-to-date head shots of all Iowa players and coaches are available on the internet at pics.hawkeyesports.com.

ALL-SESSION BIG TEN TOURNAMENT TICKETS ON SALE

All-session tickets for the 2017 Big Ten Men's Basketball Tournament are on sale. The Big Ten Men's Basketball Tournament will take place at the Verizon Center in Washington D.C., March 8-12.

Lower level tickets may be purchased through the UI Ticket Office. General public tickets may be purchased at Ticketmaster outlets, ticketmaster.com, or by calling Ticketmaster at (800) 745-3000.

All-session tickets for the lower level at the Verizon Center are available for \$400 through the Big Ten university ticket offices only. All-session tickets general public tickets are available for \$200 or \$250 (depending on seat location) through Ticketmaster or the Verizon Center box office only. Orders will be limited to eight all-session tickets.

The tournament will continue to feature a discounted student ticket program. Students of Big Ten universities will be able to purchase tickets for \$20, good for only the session or sessions featuring their school. All students must have a valid student ID for entry. Student section seating will be available in balcony sections and orders will be limited to one ticket per student.

ON THE HORIZON

After Iowa competes in two games at the Emerald Coast Classic, the Hawkeyes will travel to South Bend, Indiana, to face Notre Dame in the ACC/Big Ten Challenge. It will mark the second consecutive season that the Hawkeyes and Irish will have played.

51 NICHOLAS BAER

RS-Sophomore • Forward • 6-7 • 205
Bettendorf, Iowa • Bettendorf HS



2016-17 GAME-BY-GAME STATS

Opponent	Date	gs	min	Total		3-Pointers		Free throws		Rebounds				pf	a	t/o	blk	stl	pts	avg	
				fg-fga	pct	3fg-fga	pct	ft-fa	pct	off	def	tot	avg								
KENNESAW STATE	11/11/16	*	26	2-6	.333	2-4	.500	4-4	1.000	0	3	3	3.0	3	2	0	0	0	10	10.0	
SAVANNAH STATE	11/13/16	*	15	3-6	.500	3-5	.600	0-0	.000	1	1	2	2.5	2	6	0	2	2	9	9.5	
SETON HALL	11/17/16	*	29	2-5	.400	1-3	.333	1-2	.500	2	4	6	3.7	3	2	1	2	3	6	8.3	
UT RIO GRANDE VALLEY	11/20/16	*	22	3-6	.500	0-3	.000	2-3	.667	2	5	7	4.5	1	3	1	0	3	8	8.3	
Totals			4	92	10-23	.435	6-15	.400	7-9	.778	5	13	18	4.5	9	13	2	4	8	33	8.3

SEASON / CAREER STATS

POINTS

SEASON: 10 vs. KENNESAW STATE (11/11/16)
CAREER: 19 vs. TENNESSEE TECH (12/22/15)

REBOUNDS

SEASON: 7 vs. UTRGV (11/20/16)
CAREER: 7, 2X, LAST vs. UTRGV (11/20/16)

ASSISTS

SEASON: 6 vs. SAVANNAH STATE (11/13/16)
CAREER: 6 vs. SAVANNAH STATE (11/13/16)

BLOCKS

SEASON: 2, 2X, LAST vs. SETON HALL (11/17/16)
CAREER: 6 vs. DRAKE (12/19/15)

STEALS

SEASON: 3, 2X, LAST vs. UTRGV (11/20/16)
CAREER: 3, 2X, LAST vs. UTRGV (11/20/16)

MINUTES

SEASON: 29 vs. SETON HALL (11/17/16)
CAREER: 30 vs. DRAKE (12/19/15)

FIELD GOALS MADE

SEASON: 3, 2X, LAST vs. UTRGV (11/20/16)
CAREER: 8 vs. TENNESSEE TECH (12/22/15)

FIELD GOALS ATTEMPTED

SEASON: 6, 3X, LAST vs. UTRGV (11/20/16)
CAREER: 13 vs. VILLANOVA (3/20/16)

3-POINT FIELD GOALS MADE

SEASON: 3 vs. SAVANNAH STATE (11/13/16)
CAREER: 4 vs. UMKC (12/5/15)

3-POINT FIELD GOALS ATTEMPTED

SEASON: 5 vs. SAVANNAH STATE (11/13/16)
CAREER: 5, 3X, LAST vs. SAVANNAH ST (11/13/16)

FREE THROWS MADE

SEASON: 4 vs. KENNESAW STATE (11/11/16)
CAREER: 4 vs. KENNESAW STATE (11/11/16)

FREE THROWS ATTEMPTED

SEASON: 4 vs. KENNESAW STATE (11/11/16)
CAREER: 4, 2X, LAST vs. KENN. ST. (11/11/16)

- Non-scholarship athlete his first two years on campus before earning a scholarship after the 2015-16 season
- Has 13 assists to only two turnovers through four contests
- Ranks first in the Big Ten in steals (2.0 spg) and assist-to-turnover ratio (6.5)
- Credited with a career-high three steals in Iowa's last two games (Seton Hall and UT Rio Grande Valley)
- Posted at least two baskets and two assists in every game; has at least two steals in 3-of-4 contests
- Six of his 10 field goals have come from 3-point range; shooting 40 percent from long distance (6-of-15)
- Recorded a career-best six assists to go along with 9 points, 2 blocks, 2 steals, and 2 boards vs. Savannah State
- Represented Iowa on USA East Coast All-Stars overseas in August; averaged 8.8 pts and 8.3 rbs in four games
- One of eight freshmen from Power Five conferences to post 13+ pts, 7+ rbs, 6+ blks in a game last year (vs. Drake)

PRODUCTION TRACKER

	Season	Career
Scored 10+ Points:	1	6
Scored 15+ Points:	0	2
Scored 20+ Points:	0	0
Had 5+ Assists:	1	1
Had 3+ Blocks:	0	1
Had 3+ Steals:	2	2
Made 3+ 3-Pointers:	0	3
Led Team in Scoring:	0	0
Led Team in Rebounding:	1	1
Led Team in Assists:	0	0
Led Team in Steals:	3	3
Led Team in Blocks:	2	8
Double-Double:	0	0



CAREER STATS

YEAR	G/GS	FG-A	PCT	3-PT	PCT	FT-A	PCT	RB	AVG	PF-FO	AS	TO	BK	ST	PTS	AVG
Fresh.	32/0	54-110	.491	25-62	.403	10-15	.667	81	2.6	46-0	17	16	19	21	143	4.5
Soph.	4/4	10-23	.435	6-15	.400	7-9	.778	18	4.5	9-0	13	2	4	8	33	8.3
TOTALS	37/4	71-146	.486	32-81	.395	17-24	.708	103	2.8	58-0	30	19	23	31	191	5.2

3 JORDAN BOHANNON

Freshman • Guard • 6-0 • 182
Marion, Iowa • Linn-Mar HS



2016-17 GAME-BY-GAME STATS

Opponent	Date	gs	min	Total		3-Pointers		Free throws		Rebounds				pf	a	t/o	blk	stl	pts	avg
				fg-fga	pct	3fg-fga	pct	ft-fa	pct	off	def	tot	avg							
KENNESAW STATE	11/11/16	21		2-4	.500	2-4	.500	0-0	.000	0	0	0	0.0	2	2	2	0	0	6	6.0
SAVANNAH STATE	11/13/16	21		2-8	.250	2-6	.333	0-0	.000	0	2	2	1.0	1	7	1	0	0	6	6.0
SETON HALL	11/17/16	19		0-2	.000	0-1	.000	3-4	.750	0	3	3	1.7	2	4	3	0	1	3	5.0
UT RIO GRANDE VALLEY	11/20/16	24		1-7	.143	1-6	.167	2-2	1.000	0	2	2	1.8	0	6	2	0	1	5	5.0
Totals		0	85	5-21	.238	5-17	.294	5-6	.833	0	7	7	1.8	5	19	8	0	2	20	5.0

SEASON / CAREER STATS

POINTS

SEASON: 6, 2X, LAST VS. SAVANNAH ST (11/13/16)

REBOUNDS

SEASON: 3 VS. SETON HALL (11/17/16)

ASSISTS

SEASON: 7 VS. SAVANNAH STATE (11/13/16)

BLOCKS

SEASON: - - -

STEALS

SEASON: 1, 2X, LAST VS. UTRGV (11/20/16)

MINUTES

SEASON: 24 VS. UTRGV (11/20/16)

FIELD GOALS MADE

SEASON: 2, 2X, LAST VS. SAVANNAH ST (11/13/16)

FIELD GOALS ATTEMPTED

SEASON: 8 VS. SAVANNAH STATE (11/13/16)

3-POINT FIELD GOALS MADE

SEASON: 2, 2X, LAST VS. SAVANNAH ST (11/13/16)

3-POINT FIELD GOALS ATTEMPTED

SEASON: 1, 2X, LAST VS. UTRGV (11/20/16)

FREE THROWS MADE

SEASON: 3 VS. SETON HALL (11/17/16)

FREE THROWS ATTEMPTED

SEASON: 4 VS. SETON HALL (11/17/16)

- Seventeen of his 21 shot attempts have come from 3-point range through four contests
- Leads team and is tied for third in the Big Ten in assists per game (4.8) as a reserve
- Dished out four or more assists and scored at least three points in 3-of-4 games
- Had seven assists and only one turnover in 21 minutes of action in win over Savannah State
- 2016 Iowa Mr. Basketball and Iowa Gatorade Player of the Year playing for Linn-Mar High School
- Played on the same AAU squad as classmates Cordell Pemsil and Ryan Kriener
- Three older brothers all played college basketball: Jason (Wisconsin); Zach (Air Force & Wisconsin); Matt (UNI)
- Father was a quarterback at Iowa under legendary head coach Hayden Fry

PRODUCTION TRACKER

	Season	Career
Scored 10+ Points:	0	0
Scored 15+ Points:	0	0
Scored 20+ Points:	0	0
Had 5+ Assists:	2	2
Had 3+ Blocks:	0	0
Had 3+ Steals:	0	0
Made 3+ 3-Pointers:	0	0
Led Team in Scoring:	0	0
Led Team in Rebounding:	0	0
Led Team in Assists:	3	3
Led Team in Steals:	0	0
Led Team in Blocks:	0	0
Double-Double:	0	0



CAREER STATS

YEAR	G/GS	FG-A	PCT	3-PT	PCT	FT-A	PCT	RB	AVG	PF-FO	AS	TO	BK	ST	PTS	AVG
Fresh.	4/0	5-21	.238	5-17	.294	5-6	.833	7	1.8	5-0	19	8	0	2	20	5.0

5 TYLER COOK

Freshman • Forward • 6-9 • 253
St. Louis, Missouri • Chaminade Prep



2016-17 GAME-BY-GAME STATS

Opponent	Date	gs	min	Total		3-Pointers		Free throws		Rebounds				pf	a	t/o	blk	stl	pts	avg	
				fg-fga	pct	3fg-fga	pct	ft-fa	pct	off	def	tot	avg								
KENNESAW STATE	11/11/16	*	21	1-7	.143	0-1	.000	4-4	1.000	5	5	10	10.0	3	1	4	0	0	6	6.0	
SAVANNAH STATE	11/13/16	*	15	7-9	.778	0-0	.000	0-1	.000	2	2	4	7.0	2	2	1	0	0	14	10.0	
SETON HALL	11/17/16	*	32	9-15	.600	1-3	.333	5-12	.417	1	1	2	5.3	1	1	2	0	1	24	14.7	
UT RIO GRANDE VALLEY	11/20/16	*	24	6-9	.667	0-1	.000	3-4	.750	1	2	3	4.8	1	0	4	0	0	15	14.8	
Totals			4	92	23-40	.575	1-5	.200	12-21	.571	9	10	19	4.8	7	4	11	0	1	59	14.8

SEASON / CAREER STATS

POINTS

SEASON: 24 vs. SETON HALL (11/17/16)

REBOUNDS

SEASON: 10 vs. KENNESAW STATE (11/11/16)

ASSISTS

SEASON: 2 vs. SAVANNAH STATE (11/13/16)

BLOCKS

SEASON: - - -

STEALS

SEASON: 1 vs. SETON HALL (11/17/16)

MINUTES

SEASON: 32 vs. SETON HALL (11/17/16)

FIELD GOALS MADE

SEASON: 9 vs. SETON HALL (11/17/16)

FIELD GOALS ATTEMPTED

SEASON: 15 vs. SETON HALL (11/17/16)

3-POINT FIELD GOALS MADE

SEASON: 1 vs. SETON HALL (11/17/16)

3-POINT FIELD GOALS ATTEMPTED

SEASON: 3 vs. SETON HALL (11/17/16)

FREE THROWS MADE

SEASON: 5 vs. SETON HALL (11/17/16)

FREE THROWS ATTEMPTED

SEASON: 12 vs. SETON HALL (11/17/16)

- Ranks second on the team in scoring (14.8 ppg) and first in free throw attempts (21)
- Netted double figures in Iowa's last three contests (14, 24, 15)
- After going 1-of-7 from the field in first game, has made 22-of-33 shot attempts (.667) the last 3 games combined
- Became only second player in 20 years to grab 10+ rebounds in Hawkeye debut (Aaron White, 2011)
- Tallied 14 points making 7-of-9 shot attempts in win over Savannah State
- Netted a personal-best 24 points, which includes making his first collegiate 3-pointer, versus Seton Hall
- Ranked as the No. 38 player in the 2016 class, according to ESPN
- Played on the same high school team as Duke freshman Jayson Tatum

PRODUCTION TRACKER

	Season	Career
Scored 10+ Points:	3	3
Scored 15+ Points:	2	2
Scored 20+ Points:	1	1
Had 5+ Assists:	0	0
Had 3+ Blocks:	0	0
Had 3+ Steals:	0	0
Made 3+ 3-Pointers:	0	0
Led Team in Scoring:	0	0
Led Team in Rebounding:	1	1
Led Team in Assists:	0	0
Led Team in Steals:	0	0
Led Team in Blocks:	0	0
Double-Double:	0	0



CAREER STATS

YEAR	G/GS	FG-A	PCT	3-PT	PCT	FT-A	PCT	RB	AVG	PF-FO	AS	TO	BK	ST	PTS	AVG
Fresh.	4/4	23-40	.575	1-5	.200	12-21	.571	19	4.8	7-0	4	11	0	1	59	14.8

1 MAISHE DAILEY

Freshman • Guard • 6-6 • 183
Beachwood, Ohio • Beachwood HS



2016-17 GAME-BY-GAME STATS

Opponent	Date	gs	min	Total		3-Pointers		Free throws		Rebounds				pf	a	t/o	blk	stl	pts	avg	
				fg-fga	pct	3fg-fga	pct	ft-fa	pct	off	def	tot	avg								
SAVANNAH STATE	11/13/16		13	2-3	.667	2-3	.667	0-2	.000	1	2	3	3.0	2	0	2	1	2	6	6.0	
UT RIO GRANDE VALLEY	11/20/16		11	1-4	.250	0-1	.000	0-0	.000	0	3	3	3.0	0	1	0	0	1	2	4.0	
Totals			0	24	3-7	.429	2-4	.500	0-2	.000	1	5	6	3.0	2	1	2	1	3	8	4.0

SEASON / CAREER STATS

POINTS

SEASON: 6 VS. SAVANNAH STATE (11/13/16)

REBOUNDS

SEASON: 3, 2X, LAST VS. UTRGV (11/20/16)

ASSISTS

SEASON: 1 VS. UTRGV (11/20/16)

BLOCKS

SEASON: 1 VS. SAVANNAH STATE (11/13/16)

STEALS

SEASON: 2 VS. SAVANNAH STATE (11/13/16)

MINUTES

SEASON: 13 VS. SAVANNAH STATE (11/13/16)

FIELD GOALS MADE

SEASON: 2 VS. SAVANNAH STATE (11/13/16)

FIELD GOALS ATTEMPTED

SEASON: 4 VS. UTRGV (11/20/16)

3-POINT FIELD GOALS MADE

SEASON: 2 VS. SAVANNAH STATE (11/13/16)

3-POINT FIELD GOALS ATTEMPTED

SEASON: 3 VS. SAVANNAH STATE (11/13/16)

FREE THROWS MADE

SEASON: ---

FREE THROWS ATTEMPTED

SEASON: 2 VS. SAVANNAH STATE (11/13/16)

- Played in first collegiate game vs. Savannah State, registering 6 points, 3 rebounds, 2 steals, and 1 blocked shot

PRODUCTION TRACKER

	Season	Career
Scored 10+ Points:	0	0
Scored 15+ Points:	0	0
Scored 20+ Points:	0	0
Had 5+ Assists:	0	0
Had 3+ Blocks:	0	0
Had 3+ Steals:	0	0
Made 3+ 3-Pointers:	0	0
Led Team in Scoring:	0	0
Led Team in Rebounding:	0	0
Led Team in Assists:	0	0
Led Team in Steals:	1	1
Led Team in Blocks:	0	0
Double-Double:	0	0



CAREER STATS

YEAR	G/GS	FG-A	PCT	3-PT	PCT	FT-A	PCT	RB	AVG	PF-FO	AS	TO	BK	ST	PTS	AVG
Fresh.	2/0	3-7	.429	2-4	.500	0-2	0.000	6	3.0	2-0	1	2	1	3	8	4.0

24 BRADY ELLINGSON

RS-Sophomore • Guard • 6-4 • 193
Menomonee Falls, Wisconsin • Hamilton HS



2016-17 GAME-BY-GAME STATS

Opponent	Date	gs	min	Total		3-Pointers		Free throws		Rebounds				pf	a	t/o	blk	stl	pts	avg
				fg-fga	pct	3fg-fga	pct	ft-fa	pct	off	def	tot	avg							
KENNESAW STATE	11/11/16	15	0-1	.000	0-1	.000	0-0	.000	0	1	1	1.0	3	0	0	0	0	0	0.0	
SAVANNAH STATE	11/13/16	17	7-9	.778	4-6	.667	5-5	1.000	0	1	1	1.0	1	1	1	0	0	23	11.5	
SETON HALL	11/17/16	5	1-1	1.000	1-1	1.000	0-0	.000	0	0	0	0.7	3	0	1	0	0	3	8.7	
UT RIO GRANDE VALLEY	11/20/16	19	4-6	.667	2-3	.667	1-1	1.000	0	0	0	0.5	1	1	0	0	1	11	9.3	
Totals		0	56	12-17	.706	7-11	.636	6-6	1.000	0	2	2	0.5	8	2	2	0	1	37	9.3

SEASON / CAREER STATS

POINTS

SEASON: 23 vs. SAVANNAH STATE (11/13/16)
CAREER: 23 vs. SAVANNAH STATE (11/13/16)

REBOUNDS

SEASON: 1, 2X, LAST vs. SAVANNAH ST (11/13/16)
CAREER: 3, 2X, LAST vs. WIU (12/7/15)

ASSISTS

SEASON: 1, 2X, LAST vs. UTRGV (11/20/16)
CAREER: 2, 3X, LAST AT IOWA STATE (12/10/15)

BLOCKS

SEASON: ---
CAREER: ---

STEALS

SEASON: 1 vs. UTRGV (11/20/16)
CAREER: 1, 7X, LAST vs. UTRGV (11/20/16)

MINUTES

SEASON: 19 vs. UTRGV (11/20/16)
CAREER: 23 vs. GARDNER-WEBB (11/13/15)

FIELD GOALS MADE

SEASON: 7 vs. SAVANNAH STATE (11/13/16)
CAREER: 7, 2X, LAST vs. SAVANNAH ST (11/13/16)

FIELD GOALS ATTEMPTED

SEASON: 6, 2X, LAST vs. UTRGV (11/20/16)
CAREER: 8 vs. COPPIN STATE (11/15/15)

3-POINT FIELD GOALS MADE

SEASON: 4 vs. SAVANNAH STATE (11/13/16)
CAREER: 4 vs. SAVANNAH STATE (11/13/16)

3-POINT FIELD GOALS ATTEMPTED

SEASON: 6 vs. SAVANNAH STATE (11/13/16)
CAREER: 6 vs. SAVANNAH STATE (11/13/16)

FREE THROWS MADE

SEASON: 5 vs. SAVANNAH STATE (11/13/16)
CAREER: 5, 2X, LAST vs. SAVANNAH ST (11/13/16)

FREE THROWS ATTEMPTED

SEASON: 5 vs. SAVANNAH STATE (11/13/16)
CAREER: 6 vs. COPPIN STATE (11/15/15)

- Netted double figures in two of Iowa's last three games (23, 11)
- Made at least one 3-pointer in each of Iowa's last three games (4, 1, 2)
- Ranks seventh in the Big Ten in 3-point accuracy (.636, 7-of-11)
- Shooting at a 70 percent clip from the field (12-of-17) through four contests
- Netted 21 of his career-high 23 points in the first half against Savannah State; was 7-of-9 from the field, including 4-of-6 from 3-point range, and 5-of-5 from the foul line
- Scored 20+ points twice in his career (Coppin State in 2015 and Savannah State in 2016)

PRODUCTION TRACKER

	Season	Career
Scored 10+ Points:	2	3
Scored 15+ Points:	1	2
Scored 20+ Points:	1	2
Had 5+ Assists:	0	0
Had 3+ Blocks:	0	0
Had 3+ Steals:	0	0
Made 3+ 3-Pointers:	1	2
Led Team in Scoring:	1	2
Led Team in Rebounding:	0	0
Led Team in Assists:	0	0
Led Team in Steals:	0	0
Led Team in Blocks:	0	0
Double-Double:	0	0



CAREER STATS

YEAR	G/GS	FG-A	PCT	3-PT	PCT	FT-A	PCT	RB	AVG	PF-FO	AS	TO	BK	ST	PTS	AVG
Fresh.	7/0	4-8	.500	4-6	.667	1-2	.500	0	0.0	1-0	4	1	0	1	13	1.9
RS-Fresh.	27/0	28-61	.459	12-44	.273	7-10	.700	18	0.7	21-0	12	11	0	5	75	2.9
Soph.	4/0	12-17	.706	7-11	.636	6-6	1.000	2	0.5	8-0	2	2	0	1	37	9.3
TOTALS	38/0	44-86	.512	23-61	.377	14-18	.778	20	0.5	30-0	18	14	0	7	125	3.3

14 PETER JOK

Senior • Guard • 6-6 • 205
West Des Moines, Iowa • Valley HS



2016-17 GAME-BY-GAME STATS

Opponent	Date	gs	min	Total		3-Pointers		Free throws		Rebounds				pf	a	t/o	blk	stl	pts	avg	
				fg-fga	pct	3fg-fga	pct	ft-fa	pct	off	def	tot	avg								
KENNESAW STATE	11/11/16	*	26	11-19	.579	3-8	.375	2-2	1.000	0	4	4	4.0	1	3	2	0	2	27	27.0	
SAVANNAH STATE	11/13/16	*	23	5-15	.333	3-10	.300	0-0	.000	3	3	6	5.0	0	3	1	0	0	13	20.0	
SETON HALL	11/17/16	*	36	11-21	.524	2-8	.250	6-6	1.000	2	9	11	7.0	2	4	1	0	2	30	23.3	
UT RIO GRANDE VALLEY	11/20/16	*	19	9-13	.692	5-8	.625	4-4	1.000	1	0	1	5.5	1	0	2	0	2	27	24.3	
Totals			4	104	36-68	.529	13-34	.382	12-12	1.000	6	16	22	5.5	4	10	6	0	6	97	24.3

SEASON / CAREER STATS

POINTS

SEASON: 30 vs. SETON HALL (11/17/16)
CAREER: 30 vs. SETON HALL (11/17/16)

REBOUNDS

SEASON: 11 vs. SETON HALL (11/17/16)
CAREER: 11 vs. SETON HALL (11/17/16)

ASSISTS

SEASON: 4 vs. SETON HALL (11/17/16)
CAREER: 4, 6X, LAST vs. SETON HALL (11/17/16)

BLOCKS

SEASON: ---
CAREER: 1, 8X, LAST vs. PURDUE (1/24/16)

STEALS

SEASON: 2, 3X, LAST vs. UTRGV (11/20/16)
CAREER: 4 vs. FLORIDA STATE (12/2/15)

MINUTES

SEASON: 36 vs. SETON HALL (11/17/16)
CAREER: 39 vs. TEMPLE (3/18/16)

FIELD GOALS MADE

SEASON: 11, 2X, LAST vs. SETON HALL (11/17/16)
CAREER: 11, 2X, LAST vs. SETON HALL (11/17/16)

FIELD GOALS ATTEMPTED

SEASON: 21 vs. SETON HALL (11/17/16)
CAREER: 21 vs. SETON HALL (11/17/16)

3-POINT FIELD GOALS MADE

SEASON: 5 vs. UTRGV (11/20/16)
CAREER: 5, 3X, LAST vs. UTRGV (11/20/16)

3-POINT FIELD GOALS ATTEMPTED

SEASON: 10 vs. SAVANNAH STATE (11/13/16)
CAREER: 11 AT PENN STATE (2/17/16)

FREE THROWS MADE

SEASON: 6 vs. SETON HALL (11/17/16)
CAREER: 10, 2X, LAST AT PENN STATE (2/17/16)

FREE THROWS ATTEMPTED

SEASON: 6 vs. SETON HALL (11/17/16)
CAREER: 12 vs. NORTHWESTERN (1/31/16)

- Recognized on the 10-player preseason All-Big Ten Team, as voted upon by a selected media panel
- One of 20 players nationally named to the 2017 Jerry West Shooting Guard of the Year Award Watch List
- One of 50 players in the country named to the Naismith Trophy and John Wooden Preseason watch lists
- Reigning Big Ten Player of the Week (Nov. 21) after averaging 28.5 pts, 6 rbs, 2 stls, 2 asts in 2 games last week
- Enters Friday's contest 31 points shy of reaching the 1,000 point milestone
- Nearly averaging a point per minute played, scoring 97 points in 104 minutes played this season
- Leads the Big Ten in scoring, averaging 24.3 points per game
- Scored in double figures in each game this season, including scoring 27 or more points in 3-of-4 contests
- Made all 12 free throw attempts this season
- Credited with two steals in 3-of-4 games
- Totaled 30 points and 11 rebounds against Seton Hall joining Reggie Evans (twice) and Aaron Fuller as the only Hawkeyes to post 30+ points and 10+ rebounds in a single-game the last 20 years
- Registered his first career double-double against Seton Hall (30 points, 11 rebounds)

PRODUCTION TRACKER

	Season	Career
Scored 10+ Points:	4	48
Scored 15+ Points:	3	22
Scored 20+ Points:	3	14
Had 5+ Assists:	0	0
Had 3+ Blocks:	0	0
Had 3+ Steals:	0	7
Made 3+ 3-Pointers:	3	23
Led Team in Scoring:	3	15
Led Team in Rebounding:	1	6
Led Team in Assists:	1	5
Led Team in Steals:	1	18
Led Team in Blocks:	0	2
Double-Double:	1	1



CAREER STATS

YEAR	G/GS	FG-A	PCT	3-PT	PCT	FT-A	PCT	RB	AVG	PF-FO	AS	TO	BK	ST	PTS	AVG
Fresh.	27/0	38-95	.400	16-46	.348	27-34	.794	25	0.9	18-0	19	13	3	9	119	4.4
Soph.	34/21	83-232	.358	36-105	.343	37-41	.902	88	2.6	63-1	44	43	4	19	239	7.0
Junior	32/32	167-385	.434	78-192	.406	91-107	.850	106	3.4	74-1	46	45	1	40	503	16.2
Senior	4/4	36-68	.529	13-34	.382	12-12	1.000	22	5.5	4-0	10	6	0	6	97	24.3
TOTALS	97/57	328-792	.414	145-384	.378	168-195	.862	247	2.5	161-2	119	108	8	74	969	10.0

23 DALE JONES

Senior • Forward • 6-7 • 227
 Waterloo, Iowa • Waterloo West HS • Tyler JC (Texas)



2016-17 GAME-BY-GAME STATS

Opponent	Date	gs	min	Total		3-Pointers		Free throws		Rebounds				pf	a	t/o	blk	stl	pts	avg
				fg-fga	pct	3fg-fga	pct	ft-fa	pct	off	def	tot	avg							
SETON HALL	11/17/16	2		0-1	.000	0-0	.000	0-0	.000	0	1	1	1.0	1	1	1	0	0	0	0.0
Totals		0	2	0-1	.000	0-0	.000	0-0	.000	0	1	1	1.0	1	1	1	0	0	0	0.0

SEASON / CAREER STATS

POINTS

SEASON: ---
 CAREER: 16 vs. COPPIN STATE (11/15/15)

REBOUNDS

SEASON: ---
 CAREER: 7 vs. COPPIN STATE (11/15/15)

ASSISTS

SEASON: 1 vs. SETON HALL (11/17/16)
 CAREER: 2 vs. COPPIN STATE (11/15/15)

BLOCKS

SEASON: ---
 CAREER: 1, 2X, LAST vs. DAYTON (11/26/15)

STEALS

SEASON: ---
 CAREER: 1 vs. DAYTON (11/26/15)

MINUTES

SEASON: ---
 CAREER: 22 vs. COPPIN STATE (11/15/15)

FIELD GOALS MADE

SEASON: ---
 CAREER: 6 vs. COPPIN STATE (11/15/15)

FIELD GOALS ATTEMPTED

SEASON: 1 vs. SETON HALL (11/17/16)
 CAREER: 9 vs. COPPIN STATE (11/15/15)

3-POINT FIELD GOALS MADE

SEASON: ---
 CAREER: 4 vs. COPPIN STATE (11/15/15)

3-POINT FIELD GOALS ATTEMPTED

SEASON: ---
 CAREER: 6 vs. COPPIN STATE (11/15/15)

FREE THROWS MADE

SEASON: ---
 CAREER: ---

FREE THROWS ATTEMPTED

SEASON: ---
 CAREER: ---

- Expected to miss 8-9 weeks due to a fractured wrist suffered in Seton Hall contest (Nov. 17)
- Did not play in first two games due to injury
- Played two minutes in his season debut against Seton Hall, registering one assist
- Saw action in six games prior to suffering a season-ending knee injury in practice on Dec. 1, 2015
- Spent first three years of college at Tyler JC in Texas (medical redshirt in 2014)

PRODUCTION TRACKER

	Season	Career
Scored 10+ Points:	0	1
Scored 15+ Points:	0	1
Scored 20+ Points:	0	0
Had 5+ Assists:	0	0
Had 3+ Blocks:	0	0
Had 3+ Steals:	0	0
Made 3+ 3-Pointers:	0	1
Led Team in Scoring:	0	0
Led Team in Rebounding:	0	0
Led Team in Assists:	0	0
Led Team in Steals:	0	0
Led Team in Blocks:	0	0
Double-Double:	0	0



CAREER STATS

YEAR	G/GS	FG-A	PCT	3-PT	PCT	FT-A	PCT	RB	AVG	PF-FO	AS	TO	BK	ST	PTS	AVG
Junior	6/0	12-30	.400	9-20	.450	0-0	.000	18	3.0	11-0	3	4	2	1	33	5.5
Senior	1/0	0-1	.000	0-0	.000	0-0	.000	1	1.0	1-0	1	1	0	0	0	0.0
TOTALS	7/0	12-31	.387	9-20	.450	0-0	.000	19	2.7	12-0	4	5	2	1	33	4.7

15 RYAN KRIENER

Freshman • Forward • 6-9 • 247
Spirit Lake, Iowa • Spirit Lake HS



2016-17 GAME-BY-GAME STATS

Opponent	Date	gs	min	Total		3-Pointers		Free throws		Rebounds				pf	a	t/o	blk	stl	pts	avg
				fg-fga	pct	3fg-fga	pct	ft-fa	pct	off	def	tot	avg							
KENNESAW STATE	11/11/16	9		2-3	.667	0-1	.000	2-2	1.000	0	3	3	3.0	1	0	1	0	1	6	6.0
SAVANNAH STATE	11/13/16	10		3-6	.500	0-0	.000	2-2	1.000	2	3	5	4.0	2	1	3	0	0	8	7.0
UT RIO GRANDE VALLEY	11/20/16	13		1-2	.500	0-0	.000	1-3	.333	1	4	5	4.3	2	2	1	3	0	3	5.7
Totals		0	32	6-11	.545	0-1	.000	5-7	.714	3	10	13	4.3	5	3	5	3	1	17	5.7

SEASON / CAREER STATS

POINTS

SEASON: 8 vs. SAVANNAH STATE (11/13/16)

REBOUNDS

SEASON: 5, 2X, LAST vs. UTRGV (11/20/16)

ASSISTS

SEASON: 2 vs. UTRGV (11/20/16)

BLOCKS

SEASON: 3 vs. UTRGV (11/20/16)

STEALS

SEASON: 1 vs. KENNESAW STATE (11/11/16)

MINUTES

SEASON: 13 vs. UTRGV (11/20/16)

FIELD GOALS MADE

SEASON: 3 vs. SAVANNAH STATE (11/13/16)

FIELD GOALS ATTEMPTED

SEASON: 6 vs. SAVANNAH STATE (11/13/16)

3-POINT FIELD GOALS MADE

SEASON: - - -

3-POINT FIELD GOALS ATTEMPTED

SEASON: 1 vs. KENNESAW STATE (11/11/16)

FREE THROWS MADE

SEASON: 2, 2X, LAST vs. SAVANNAH ST (11/13/16)

FREE THROWS ATTEMPTED

SEASON: 3 vs. UTRGV (11/20/16)

- Grabbed five rebounds in each of the last two games played (Savannah State, UT Rio Grande Valley)
- Posted six points, three rebounds, and one steal in season opening win over Kennesaw State
- Blocked a personal-best three shots in only 13 minutes of action versus UT Rio Grande Valley
- Played on the same AAU squad as classmates Cordell Pemsil and Jordan Bohannon
- Amassed 1,320 points and 550 rebounds at Spirit Lake High School
- Father (basketball) and mother (cheerleader) both attended Mankato State University

PRODUCTION TRACKER

	Season	Career
Scored 10+ Points:	0	0
Scored 15+ Points:	0	0
Scored 20+ Points:	0	0
Had 5+ Assists:	0	0
Had 3+ Blocks:	1	1
Had 3+ Steals:	0	0
Made 3+ 3-Pointers:	0	0
Led Team in Scoring:	0	0
Led Team in Rebounding:	0	0
Led Team in Assists:	0	0
Led Team in Steals:	0	0
Led Team in Blocks:	1	1
Double-Double:	0	0



CAREER STATS

YEAR	G/GS	FG-A	PCT	3-PT	PCT	FT-A	PCT	RB	AVG	PF-FO	AS	TO	BK	ST	PTS	AVG
Fresh.	3/0	6-11	.545	0-1	0.000	5-7	.714	13	4.3	5-0	3	5	3	1	17	5.7

4 ISAIAH MOSS

RS-Freshman • Guard • 6-5 • 205
Chicago, Illinois • Simeon HS



2016-17 GAME-BY-GAME STATS

Opponent	Date	gs	min	Total		3-Pointers		Free throws		Rebounds				pts	avg					
				fg-fga	pct	3fg-fga	pct	ft-fa	pct	off	def	tot	avg							
KENNESAW STATE	11/11/16	4		1-2	.500	0-0	.000	0-0	.000	0	0	0	0.0	1	0	1	1	0	2	2.0
SAVANNAH STATE	11/13/16	19		3-13	.231	3-9	.333	0-0	.000	0	1	1	0.5	3	1	1	2	1	9	5.5
SETON HALL	11/17/16	2		0-1	.000	0-0	.000	0-0	.000	0	0	0	0.3	1	0	0	0	0	0	3.7
UT RIO GRANDE VALLEY	11/20/16	18		5-7	.714	2-4	.500	2-2	1.000	0	2	2	0.8	1	1	2	0	0	14	6.3
Totals		0	43	9-23	.391	5-13	.385	2-2	1.000	0	3	3	0.8	6	2	4	3	1	25	6.3

SEASON / CAREER STATS

POINTS

SEASON: 14 vs. UTRGV (11/20/16)

REBOUNDS

SEASON: 2 vs. UTRGV (11/20/16)

ASSISTS

SEASON: 1, 2X, LAST vs. UTRGV (11/20/16)

BLOCKS

SEASON: 2 vs. SAVANNAH STATE (11/13/16)

STEALS

SEASON: 1 vs. SAVANNAH STATE (11/13/16)

MINUTES

SEASON: 19 vs. SAVANNAH STATE (11/13/16)

FIELD GOALS MADE

SEASON: 5 vs. UTRGV (11/20/16)

FIELD GOALS ATTEMPTED

SEASON: 13 vs. SAVANNAH STATE (11/13/16)

3-POINT FIELD GOALS MADE

SEASON: 3 vs. SAVANNAH STATE (11/13/16)

3-POINT FIELD GOALS ATTEMPTED

SEASON: 9 vs. SAVANNAH STATE (11/13/16)

FREE THROWS MADE

SEASON: 2 vs. UTRGV (11/20/16)

FREE THROWS ATTEMPTED

SEASON: 2 vs. UTRGV (11/20/16)

- Saw action in Iowa's first four games
- Tallied nine points in Iowa's win over Savannah State
- Netted a personal-best 14 points in Iowa's win over UT Rio Grande Valley

PRODUCTION TRACKER

	Season	Career
Scored 10+ Points:	1	1
Scored 15+ Points:	0	0
Scored 20+ Points:	0	0
Had 5+ Assists:	0	0
Had 3+ Blocks:	0	0
Had 3+ Steals:	0	0
Made 3+ 3-Pointers:	0	0
Led Team in Scoring:	0	0
Led Team in Rebounding:	0	0
Led Team in Assists:	0	0
Led Team in Steals:	0	0
Led Team in Blocks:	1	1
Double-Double:	0	0




CAREER STATS

YEAR	G/GS	FG-A	PCT	3-PT	PCT	FT-A	PCT	RB	AVG	PF-FO	AS	TO	BK	ST	PTS	AVG
Fresh.	4/0	9-23	.391	5-13	.385	2-2	1.000	3	0.8	6-0	2	4	3	1	25	6.3

35 CORDELL PEMSL

Freshman • Forward • 6-8 • 249
Dubuque, Iowa • Wahlert HS



2016-17 GAME-BY-GAME STATS

Opponent	Date	gs	min	Total		3-Pointers		Free throws		Rebounds				pf	a	t/o	blk	stl	pts	avg
				fg-fga	pct	3fg-fga	pct	ft-fa	pct	off	def	tot	avg							
KENNESAW STATE	11/11/16	16	4-7	.571	0-0	.000	2-7	.286	3	3	6	6.0	2	0	0	2	1	10	10.0	
SAVANNAH STATE	11/13/16	18	7-7	1.000	0-0	.000	4-4	1.000	2	7	9	7.5	1	3	2	0	0	18	14.0	
SETON HALL	11/17/16	6	1-3	.333	0-1	.000	0-0	.000	1	4	5	6.7	1	0	2	0	0	2	10.0	
UT RIO GRANDE VALLEY	11/20/16	6	0-1	.000	0-0	.000	1-4	.250	1	0	1	5.3	1	0	1	0	0	1	7.8	
Totals		0	46	12-18	.667	0-1	.000	7-15	.467	7	14	21	5.3	5	3	5	2	1	31	7.8

SEASON / CAREER STATS

POINTS

SEASON: 18 vs. SAVANNAH STATE (11/13/16)

REBOUNDS

SEASON: 9 vs. SAVANNAH STATE (11/13/16)

ASSISTS

SEASON: 3 vs. SAVANNAH STATE (11/13/16)

BLOCKS

SEASON: 2 vs. KENNESAW STATE (11/11/16)

STEALS

SEASON: 1 vs. KENNESAW STATE (11/11/16)

MINUTES

SEASON: 18 vs. SAVANNAH STATE (11/13/16)

FIELD GOALS MADE

SEASON: 7 vs. SAVANNAH STATE (11/13/16)

FIELD GOALS ATTEMPTED

SEASON: 7, 2X, LAST vs. SAVANNAH ST (11/13/16)

3-POINT FIELD GOALS MADE

SEASON: ---

3-POINT FIELD GOALS ATTEMPTED

SEASON: ---

FREE THROWS MADE

SEASON: 4 vs. SAVANNAH STATE (11/13/16)

FREE THROWS ATTEMPTED

SEASON: 7 vs. KENNESAW STATE (11/11/16)

- One of two Hawkeyes to score in double figures in Iowa's first two games (Peter Jok)
- Grabbed five or more rebounds in 3-of-4 contests
- Netted 10 points to go along with two blocks and six rebounds in season opening win over Kennesaw State
- Made every shot in win over Savannah State (7-of-7 FG, 4-of-4 FT), while also grabbing a team-best 9 rebounds
- Controlled five rebounds in only six minutes of action against Seton Hall
- Played on the same AAU squad as classmates Ryan Kriener and Jordan Bohannon
- Member of two Iowa Class 3A team championships (2014, 2015) and was runner-up in 2016
- Ranks first at Wahlert HS with 1,611 career points, second in rebounding (878), and seventh in assists (184)

PRODUCTION TRACKER

	Season	Career
Scored 10+ Points:	2	2
Scored 15+ Points:	1	1
Scored 20+ Points:	0	0
Had 5+ Assists:	0	0
Had 3+ Blocks:	0	0
Had 3+ Steals:	0	0
Made 3+ 3-Pointers:	0	0
Led Team in Scoring:	1	1
Led Team in Rebounding:	1	1
Led Team in Assists:	0	0
Led Team in Steals:	0	0
Led Team in Blocks:	0	0
Double-Double:	0	0




CAREER STATS

YEAR	G/GS	FG-A	PCT	3-PT	PCT	FT-A	PCT	RB	AVG	PF-FO	AS	TO	BK	ST	PTS	AVG
Fresh.	4/0	12-18	.667	0-1	.000	7-15	.467	21	5.3	5-0	3	5	2	1	31	7.8

11 CHARLIE ROSE

Junior • Guard • 6-4 • 185
Elmhurst, Illinois • York Community



2016-17 GAME-BY-GAME STATS

Opponent	Date	gs	min	Total		3-Pointers		Free throws		Rebounds				pf	a	t/o	blk	stl	pts	avg
				fg-fga	pct	3fg-fga	pct	ft-fa	pct	off	def	tot	avg							
KENNESAW STATE	11/11/16	1		0-0	.000	0-0	.000	0-0	.000	0	1	1	1.0	2	0	1	0	0	0	0.0
SAVANNAH STATE	11/13/16	1		1-2	.500	0-0	.000	0-0	.000	0	0	0	0.5	0	0	0	0	0	2	1.0
UT RIO GRANDE VALLEY	11/20/16	2		0-0	.000	0-0	.000	0-0	.000	0	0	0	0.3	1	0	0	0	0	0	0.7
Totals		0	4	1-2	.500	0-0	.000	0-0	.000	0	1	1	0.3	3	0	1	0	0	2	0.7

SEASON / CAREER STATS

POINTS

SEASON: 2 VS. SAVANNAH STATE (11/13/16)
CAREER: 3 VS. NORTH DAKOTA ST (11/17/14)

REBOUNDS

SEASON: 1 VS. KENNESAW STATE (11/11/16)
CAREER: 1 VS. KENNESAW STATE (11/11/16)

ASSISTS

SEASON: ---
CAREER: 1 VS. DAVIDSON (3/20/15)

BLOCKS

SEASON: ---
CAREER: ---

STEALS

SEASON: ---
CAREER: ---

MINUTES

SEASON: 2 VS. UTRGV (11/20/16)
CAREER: 3, 3X, LAST VS. RUTGERS (2/19/15)

FIELD GOALS MADE

SEASON: 1, 2X, LAST VS. SAVANNAH ST (11/13/16)
CAREER: 1, 2X, LAST VS. SAVANNAH ST (11/13/16)

FIELD GOALS ATTEMPTED

SEASON: 2 VS. SAVANNAH STATE (11/13/16)
CAREER: 2 VS. SAVANNAH STATE (11/13/16)

3-POINT FIELD GOALS MADE

SEASON: ---
CAREER: 1 VS. NORTH DAKOTA ST (11/17/14)

3-POINT FIELD GOALS ATTEMPTED

SEASON: ---
CAREER: 1 VS. NORTH DAKOTA ST (11/17/14)

FREE THROWS MADE

SEASON: ---
CAREER: ---

FREE THROWS ATTEMPTED

SEASON: ---
CAREER: ---

- Non-scholarship athlete

PRODUCTION TRACKER

	Season	Career
Scored 10+ Points:	0	0
Scored 15+ Points:	0	0
Scored 20+ Points:	0	0
Had 5+ Assists:	0	0
Had 3+ Blocks:	0	0
Had 3+ Steals:	0	0
Made 3+ 3-Pointers:	0	0
Led Team in Scoring:	0	0
Led Team in Rebounding:	0	0
Led Team in Assists:	0	0
Led Team in Steals:	0	0
Led Team in Blocks:	0	0
Double-Double:	0	0



CAREER STATS

YEAR	G/GS	FG-A	PCT	3-PT	PCT	FT-A	PCT	RB	AVG	PF-FO	AS	TO	BK	ST	PTS	AVG
Fresh.	8/0	1-1	1.000	1-1	1.000	0-0	.000	0	0.0	0-0	1	1	0	0	3	0.4
Junior	3/0	1-2	.500	0-0	.000	0-0	.000	1	0.3	3-0	0	1	0	0	2	0.7
TOTALS	11/0	2-3	.667	1-1	1.000	0-0	.000	1	0.1	3-0	1	2	0	0	5	0.5

25 DOM UHL

Junior • Forward • 6-9 • 217
Frankfurt, Germany • Point Pleasant Beach HS (NJ)



2016-17 GAME-BY-GAME STATS

Opponent	Date	gs	min	Total		3-Pointers		Free throws		Rebounds				pf	a	t/o	blk	stl	pts	avg	
				fg-fga	pct	3fg-fga	pct	ft-fa	pct	off	def	tot	avg								
KENNESAW STATE	11/11/16	*	18	1-3	.333	0-2	.000	6-10	.600	3	2	5	5.0	1	0	2	0	1	8	8.0	
SAVANNAH STATE	11/13/16	*	13	1-4	.250	1-4	.250	0-0	.000	2	2	4	4.5	1	2	2	0	0	3	5.5	
SETON HALL	11/17/16	*	25	2-5	.400	1-2	.500	3-4	.750	3	7	10	6.3	4	0	2	0	0	8	6.3	
UT RIO GRANDE VALLEY	11/20/16	*	16	2-6	.333	1-2	.500	1-1	1.000	1	5	6	6.3	2	4	1	1	0	6	6.3	
Totals			4	72	6-18	.333	3-10	.300	10-15	.667	9	16	25	6.3	8	6	7	1	1	25	6.3

SEASON / CAREER STATS

POINTS

SEASON: 8, 2X, LAST VS. SETON HALL (11/17/16)
CAREER: 18 VS. COPPIN STATE (11/15/15)

REBOUNDS

SEASON: 10 VS. SETON HALL (11/17/16)
CAREER: 10, 2X, LAST VS. SETON HALL (11/17/16)

ASSISTS

SEASON: 4 VS. UTRGV (11/20/16)
CAREER: 4 VS. UTRGV (11/20/16)

BLOCKS

SEASON: 1 VS. UTRGV (11/20/16)
CAREER: 3 VS. WESTERN ILLINOIS (12/7/15)

STEALS

SEASON: 1 VS. KENNESAW STATE (11/11/16)
CAREER: 3 AT MARQUETTE (11/19/15)

MINUTES

SEASON: 25 VS. SETON HALL (11/17/16)
CAREER: 28 VS. DRAKE (12/19/15)

FIELD GOALS MADE

SEASON: 2, 2X, LAST VS. UTRGV (11/20/16)
CAREER: 7 VS. COPPIN STATE (11/15/15)

FIELD GOALS ATTEMPTED

SEASON: 5 VS. SETON HALL (11/17/16)
CAREER: 10, 2X, LAST VS. UMKC (12/5/15)

3-POINT FIELD GOALS MADE

SEASON: 1, 3X, LAST VS. UTRGV (11/20/16)
CAREER: 3 VS. COPPIN STATE (11/15/15)

3-POINT FIELD GOALS ATTEMPTED

SEASON: 4 VS. SAVANNAH STATE (11/13/16)
CAREER: 5, 2X, LAST VS. COPPIN ST (11/15/15)

FREE THROWS MADE

SEASON: 6, 2X, LAST VS. KENN. ST. (11/11/16)
CAREER: 6, 2X, LAST VS. KENN. ST. (11/11/16)

FREE THROWS ATTEMPTED

SEASON: 10, 2X, LAST VS. KENN. ST. (11/11/16)
CAREER: 10, 2X, LAST VS. KENN. ST. (11/11/16)

- Made at least one 3-pointer in 3-of-4 contests this season
- Posted eight points, five rebounds, and one steal in season opening win over Kennesaw State
- Matched a career high with 10 rebounds, while scoring eight points against Seton Hall

PRODUCTION TRACKER

	Season	Career
Scored 10+ Points:	0	8
Scored 15+ Points:	0	2
Scored 20+ Points:	0	0
Had 5+ Assists:	0	0
Had 3+ Blocks:	0	1
Had 3+ Steals:	0	1
Made 3+ 3-Pointers:	0	1
Led Team in Scoring:	0	1
Led Team in Rebounding:	0	4
Led Team in Assists:	0	0
Led Team in Steals:	0	5
Led Team in Blocks:	0	6
Double-Double:	0	1



CAREER STATS

YEAR	G/GS	FG-A	PCT	3-PT	PCT	FT-A	PCT	RB	AVG	PF-FO	AS	TO	BK	ST	PTS	AVG
Fresh.	33/0	26-72	.361	5-27	.185	11-21	.524	61	1.8	25-0	14	23	7	8	68	2.1
Soph.	32/1	68-164	.415	26-58	.448	34-58	.586	119	3.7	40-0	27	24	12	14	196	6.1
Junior	4/4	6-18	.333	3-10	.300	10-15	.667	25	6.3	8-0	6	7	1	1	25	6.3
TOTALS	70/5	101-256	.395	35-97	.361	55-94	.585	205	2.9	73-0	47	55	20	25	292	4.2

0 AHMAD WAGNER

Sophomore • Forward • 6-7 • 235
Yellow Springs, Ohio • Wayne HS



2016-17 GAME-BY-GAME STATS

Opponent	Date	gs	min	Total		3-Pointers		Free throws		Rebounds				pf	a	t/o	blk	stl	pts	avg	
				fg-fga	pct	3fg-fga	pct	ft-fa	pct	off	def	tot	avg								
KENNESAW STATE	11/11/16		24	4-4	1.000	0-0	0.000	4-5	.800	0	5	5	5.0	2	4	2	4	2	12	12.0	
SAVANNAH STATE	11/13/16		16	1-4	.250	0-0	.000	2-4	.500	5	4	9	7.0	4	3	1	0	0	4	8.0	
SETON HALL	11/17/16		20	0-1	.000	0-0	.000	1-4	.250	1	1	2	5.3	3	0	1	0	0	1	5.7	
UT RIO GRANDE VALLEY	11/20/16		10	0-0	.000	0-0	.000	3-6	.500	0	3	3	4.8	1	0	1	0	1	3	5.0	
Totals			0	70	5-9	.556	0-0	.000	10-19	.526	6	13	19	4.8	10	7	5	4	3	20	5.0

SEASON / CAREER STATS

POINTS

SEASON: 12 vs. KENNESAW STATE (11/11/16)
CAREER: 12 vs. KENNESAW STATE (11/11/16)

REBOUNDS

SEASON: 9 vs. SAVANNAH STATE (11/13/16)
CAREER: 9, 2X, LAST vs. SAVANNAH ST (11/13/16)

ASSISTS

SEASON: 4 vs. KENNESAW STATE (11/11/16)
CAREER: 4 vs. KENNESAW STATE (11/11/16)

BLOCKS

SEASON: 4 vs. KENNESAW STATE (11/11/16)
CAREER: 4 vs. KENNESAW STATE (11/11/16)

STEALS

SEASON: 2 vs. KENNESAW STATE (11/11/16)
CAREER: 3 vs. NORTHWESTERN (1/31/16)

MINUTES

SEASON: 24 vs. KENNESAW STATE (11/11/16)
CAREER: 24 vs. KENNESAW STATE (11/11/16)

FIELD GOALS MADE

SEASON: 4 vs. KENNESAW STATE (11/11/16)
CAREER: 5 vs. INDIANA (3/1/16)

FIELD GOALS ATTEMPTED

SEASON: 4, 2X, LAST vs. SAVANNAH ST (11/13/16)
CAREER: 6 vs. INDIANA (3/1/16)

3-POINT FIELD GOALS MADE

SEASON: ---
CAREER: ---

3-POINT FIELD GOALS ATTEMPTED

SEASON: ---
CAREER: 1 AT MARYLAND (1/28/16)

FREE THROWS MADE

SEASON: 4 vs. KENNESAW STATE (11/11/16)
CAREER: 5 vs. UMKC (12/15/15)

FREE THROWS ATTEMPTED

SEASON: 6 vs. UTRGV (11/20/16)
CAREER: 6, 2X, LAST vs. UTRGV (11/20/16)

- His 19 free throw attempts ranks second most on the team (Cook, 21)
- Posted career bests in scoring (12), assists (4), and blocked shots (4) in season opening win over Kennesaw State
- Grabbed a team-best nine rebounds in win over Savannah State
- High school basketball coach was Travis Trice, father of former Michigan State player Travis Trice (2011-14)

PRODUCTION TRACKER

	Season	Career
Scored 10+ Points:	1	2
Scored 15+ Points:	0	0
Scored 20+ Points:	0	0
Had 5+ Assists:	0	0
Had 3+ Blocks:	1	1
Had 3+ Steals:	0	1
Made 3+ 3-Pointers:	0	0
Led Team in Scoring:	0	0
Led Team in Rebounding:	1	1
Led Team in Assists:	0	0
Led Team in Steals:	0	0
Led Team in Blocks:	1	1
Double-Double:	0	0



CAREER STATS

YEAR	G/GS	FG-A	PCT	3-PT	PCT	FT-A	PCT	RB	AVG	PF-FO	AS	TO	BK	ST	PTS	AVG
Fresh.	31/0	31-46	.674	0-1	.000	19-35	.543	81	2.6	49-2	6	11	12	9	81	2.6
Soph.	4/0	5-9	.556	0-0	.000	10-19	.526	19	4.8	10-0	7	5	4	3	20	5.0
TOTALS	36/0	37-56	.661	0-1	.000	29-56	.518	103	2.9	59-2	13	16	17	12	103	2.9

10 CHRISTIAN WILLIAMS

Sophomore • Guard • 6-5 • 200
Decatur, Illinois • St. Teresa HS



2016-17 GAME-BY-GAME STATS

Opponent	Date	gs	min	Total		3-Pointers		Free throws		Rebounds				pf	a	t/o	blk	stl	pts	avg	
				fg-fga	pct	3fg-fga	pct	ft-fa	pct	off	def	tot	avg								
KENNESAW STATE	11/11/16	*	19	2-4	.500	0-1	.000	0-0	.000	0	1	1	1.0	0	5	2	1	2	4	4.0	
SAVANNAH STATE	11/13/16	*	19	0-1	.000	0-0	.000	1-2	.500	0	4	4	2.5	1	4	0	0	1	1	2.5	
SETON HALL	11/17/16	*	24	2-6	.333	2-2	1.000	0-0	.000	1	4	5	3.3	3	4	3	0	2	6	3.7	
UT RIO GRANDE VALLEY	11/20/16	*	16	0-2	.000	0-1	.000	0-0	.000	1	1	2	3.0	0	4	1	0	1	0	2.8	
Totals			4	78	4-13	.308	2-4	.500	1-2	.500	2	10	12	3.0	4	17	6	1	6	11	2.8

SEASON / CAREER STATS

POINTS

SEASON: 6 VS. SETON HALL (11/17/16)
CAREER: 8 VS. INDIANA (3/1/16)

REBOUNDS

SEASON: 5 VS. SETON HALL (11/17/16)
CAREER: 6 VS. SAVANNAH STATE (11/13/16)

ASSISTS

SEASON: 5 VS. KENNESAW STATE (11/11/16)
CAREER: 5 VS. KENNESAW STATE (11/11/16)

BLOCKS

SEASON: 1 VS. KENNESAW STATE (11/11/16)
CAREER: 1 VS. KENNESAW STATE (11/11/16)

STEALS

SEASON: 2, 2X, LAST VS. SETON HALL (11/17/16)
CAREER: 2, 3X, LAST VS. SETON HALL (11/17/16)

MINUTES

SEASON: 24 VS. SETON HALL (11/17/16)
CAREER: 24 VS. SETON HALL (11/17/16)

FIELD GOALS MADE

SEASON: 2, 2X, LAST VS. SETON HALL (11/17/16)
CAREER: 2, 5X, LAST VS. SETON HALL (11/17/16)

FIELD GOALS ATTEMPTED

SEASON: 6 VS. SETON HALL (11/17/16)
CAREER: 6, 2X, LAST VS. SETON HALL (11/17/16)

3-POINT FIELD GOALS MADE

SEASON: 2 VS. SETON HALL (11/17/16)
CAREER: 2 VS. SETON HALL (11/17/16)

3-POINT FIELD GOALS ATTEMPTED

SEASON: 2 VS. SETON HALL (11/17/16)
CAREER: 2 VS. SETON HALL (11/17/16)

FREE THROWS MADE

SEASON: 1 VS. SAVANNAH STATE (11/13/16)
CAREER: 4 VS. INDIANA (3/1/16)

FREE THROWS ATTEMPTED

SEASON: 2 VS. SAVANNAH STATE (11/13/16)
CAREER: 5 VS. INDIANA (3/1/16)

- His 17 assists rank second on the team (Bohannon, 19)
- Dished out four or more assists in all four contests this season
- Led team in assists (5) and steals (2) in season opening win over Kennesaw State
- After going 1-of-4 from 3-point range his entire freshman season, drained both 3-point attempts vs. Seton Hall
- Scored a season-best six points, while equaling a career best with two steals against Seton Hall

PRODUCTION TRACKER

	Season	Career
Scored 10+ Points:	0	0
Scored 15+ Points:	0	0
Scored 20+ Points:	0	0
Had 5+ Assists:	1	1
Had 3+ Blocks:	0	0
Had 3+ Steals:	0	0
Made 3+ 3-Pointers:	0	0
Led Team in Scoring:	0	0
Led Team in Rebounding:	0	0
Led Team in Assists:	2	2
Led Team in Steals:	1	2
Led Team in Blocks:	0	0
Double-Double:	0	0



CAREER STATS

YEAR	G/GS	FG-A	PCT	3-PT	PCT	FT-A	PCT	RB	AVG	PF-FO	AS	TO	BK	ST	PTS	AVG
Fresh.	20/0	8-26	.308	1-4	.250	7-9	.778	16	0.8	6-0	6	4	0	4	24	1.3
Soph.	4/4	4-13	.308	2-4	.500	1-2	.500	12	3.0	4-0	17	6	1	6	11	2.8
TOTALS	24/4	13-41	.317	4-10	.400	8-11	.727	29	1.2	10-0	23	12	1	10	38	1.6



GAME-BY-GAME RESULTS

Overall: 3-1 Big Ten: 0-0 Home: 3-1 Away: 0-0 Neutral: 0-0

Date	Opponent	Result	Attend.	Top Scorer	Top Rebounder
Nov. 11	Kennesaw State	W, 91-74	13,007	Peter Jok, 27	Tyler Cook, 10
Nov. 13	Savannah State	W, 116-84	11,371	Brady Ellingson, 23	Wagner/Pemsl, 9
Nov. 17	Seton Hall	L, 83-91	10,391	Peter Jok, 30	Peter Jok, 11
Nov. 20	UT Rio Grande Valley	W, 95-67	11,596	Peter Jok, 27	Nicholas Baer, 7

^ - Emerald Coast Classic -- Niceville, Florida

\$ - ACC/Big Ten Challenge

+ - Iowa Corn Cy-Hawk Series

- The Hy-Vee Classic -- Des Moines, Iowa

* - Big Ten Conference Game

% - Big Ten Tournament -- Washington D.C.

Attendance Summary	Games	Totals	Average
Home	4	46,365	11,591
Away	0	0	0
Neutral	0	0	0
Totals	4	46,365	11,591



GAME-BY-GAME STATISTICS

Team	Score	FG-A	PCT	3-PT. FG	PCT	FT-A	PCT	REB	PF	AS	TO	BS	ST
at Iowa	91	30-60	.500	7-22	.318	24-34	.706	39	21	17	17	8	9
Kennesaw State	74	30-70	.429	8-15	.533	6-15	.400	41	25	19	21	1	9
at Iowa	116	42-87	.483	18-43	.419	14-20	.700	52	20	33	15	5	6
Savannah State	84	30-68	.441	11-28	.393	13-24	.542	40	20	21	20	4	12
at Iowa	83	28-61	.459	8-21	.381	19-32	.594	46	24	16	17	2	9
Seton Hall	91	33-65	.508	8-17	.471	17-31	.548	38	24	11	12	2	10
at Iowa	95	32-63	.508	11-29	.379	20-30	.667	38	12	22	16	4	10
UT Rio Grande Valley	67	23-67	.343	9-27	.333	12-14	.857	42	23	13	26	2	5



SEASON & CAREER BESTS/THE LAST TIME...

Season Bests

Player	Points	3-Pointers	Rebounds	Assists	Blocks	Steals
Nicholas Baer	10, Kennesaw State	3, Savannah State	7, UTRGV	6, Savannah State	2, Savannah State	3, twice
Jordan Bohannon	6, twice	2, twice	3, Seton Hall	7, Savannah State	---	1, twice
Tyler Cook	24, Seton Hall	1, Seton Hall	10, Kennesaw State	2, Savannah State	---	1, Seton Hall
Maishe Dailey	6, Savannah State	2, Savannah State	3, twice	1, UTRGV	1, Savannah State	2, Savannah State
Brady Ellingson	23, Savannah State	4, Savannah State	1, twice	1, twice	---	1, UTRGV
Peter Jok	30, Seton Hall	5, UTRGV	11, Seton Hall	4, Seton Hall	---	2, three times
Dale Jones	---	---	---	1, Seton Hall	---	---
Ryan Kriener	8, Savannah State	---	5, twice	2, UTRGV	3, UTRGV	1, Kennesaw State
Isaiah Moss	14, UTRGV	3, Savannah State	2, UTRGV	1, twice	2, Savannah State	1, Savannah State
Cordell PemsI	18, Savannah State	---	9, Savannah State	3, Savannah State	2, Kennesaw State	1, Kennesaw State
Charlie Rose	---	---	1, Kennesaw State	---	---	---
Dom Uhl	8, twice	1, three times	10, Seton Hall	4, UTRGV	1, UTRGV	1, Kennesaw State
Ahmad Wagner	12, Kennesaw State	---	9, Savannah State	4, Kennesaw State	4, Kennesaw State	2, Kennesaw State
Christian Williams	6, Seton Hall	2, Seton Hall	5, Seton Hall	5, Kennesaw State	1, Kennesaw State	2, twice

Career Bests

Player	Points	3-Pointers	Rebounds	Assists	Blocks	Steals
Nicholas Baer	19, Tenn. Tech, '15	4, UMKC, '15	7, twice	6, Savannah St, '16	6, Drake, '15	3, twice
Jordan Bohannon	6, twice	2, twice	3, Seton Hall, '16	7, Savannah St, '16	---	1, twice
Tyler Cook	24, Seton Hall, '16	1, Seton Hall, '16	10, KSU, '16	3, Savannah St, '16	---	1, Seton Hall, '16
Maishe Dailey	6, Savannah St, '16	2, Savannah St, '16	3, twice	1, UTRGV, '16	1, Savannah St, '16	2, Savannah St, '16
Brady Ellingson	23, Savannah St, '16	4, Savannah St, '16	3, twice	2, three times	---	1, seven times
Peter Jok	30, Seton Hall, '16	5, three times	11, Seton Hall, '16	4, six times	1, seven times	4, Florida State, '15
Dale Jones	16, Coppin St, '15	4, Coppin St, '15	7, Coppin St, '15	2, Coppin St, '15	1, twice	1, Dayton, '15
Ryan Kriener	8, Savannah St, '16	---	5, twice	2, UTRGV, '16	3, UTRGV, '16	1, KSU, '16
Isaiah Moss	14, UTRGV, '16	3, Savannah St, '16	2, UTRGV, '16	1, twice	2, Savannah St, '16	1, Savannah St, '16
Cordell PemsI	18, Savannah St, '16	---	9, Savannah St, '16	3, Savannah St, '16	2, KSU, '16	1, KSU, '16
Charlie Rose	3, NDSU, '14	1, NDSU, '14	1, KSU, '16	1, Davidson, '15	---	---
Dom Uhl	18, Coppin St, '15	3, Coppin St, '15	10, twice	3, twice	3, Western Illinois, '15	3, Marquette, '15
Ahmad Wagner	12, KSU, '16	---	9, twice	4, KSU, '16	4, KSU, '16	3, Northwestern, '16
Christian Williams	8, Indiana, '16	2, Seton Hall, '16	4, Savannah St, '16	5, KSU, '16	1, KSU, '16	2, twice

The Last Time a Player . . .

Had 30 or more points

Iowa -- 30, Peter Jok vs. Seton Hall, 11/17/16
Opponent -- 30, Tre Demps, Northwestern, 1/31/16

Made at least 90% of his FGA (10 att.)

Iowa -- .900 (9-10), Aaron White vs. Md. Eastern Shore, 11/14/13
Opponent -- .900 (9-10), E.J. Singler, Oregon, 3/18/12

Made 100% of his FTA (10 att.)

Iowa -- 1.000 (10-10), Aaron White vs. North Carolina, 12/3/14
Opponent -- 1.000 (10-10), Morris Smith IV, UTSA, 11/15/09

Had 15 or more rebounds

Iowa -- 18, Adam Woodbury vs. Wisconsin, 2/24/16
Opponent -- 15, Jaylen Bond, Temple, 3/18/16

Had 10 or more assists

Iowa -- 11, Mike Gesell vs. Michigan, 3/5/16
Opponent -- 10, Jerian Grant, Notre Dame, 12/3/13

Had 5 or more blocks

Iowa -- 6, Jarrod Uthoff vs. Minnesota, 2/14/16
Opponent -- 5, Alex Olah, Northwestern, 2/15/15

Had 5 or more steals

Iowa -- 5, Mike Gesell at Penn State, 2/28/15
Opponent -- 6, Geno Thorpe, Penn State, 3/12/15

The Last Time a Team . . .

Scored 100 or more points

Iowa -- 116 vs. Savannah State, 11/13/16
Opponent -- 108 by Oregon, 3/18/12

Scored 40 or fewer points

Iowa -- 40 at Wisconsin, 3/3/10
Opponent -- 39 by UNC Wilmington, 11/8/13

Won an overtime game

Iowa -- 72-70 (OT) vs. Temple, 3/18/16
Opponent -- 66-61 (OT) by Northwestern, 2/15/15

Made at least 60% of its FGA (20 att.)

Iowa -- .643 (27-42) vs. Maryland, 2/8/15
Opponent -- .615 (32-52) by Gonzaga, 3/22/15

Made at least 50% of its 3-pt. FGA (8 att.)

Iowa -- .550 (11-20) vs. Purdue, 1/24/16
Opponent -- .533 (8-15) by Kennesaw State, 11/11/16

Made at least 90% of its FTA (10 att.)

Iowa -- .909 (10-11) vs. Michigan, 1/17/16
Opponents -- .939 (15-16) by Illinois, 2/25/15



SEASON HIGHS & LOWS/SPECIALITY STATS

CATEGORY	IOWA		OPPONENTS	
<u>Points</u>	High	116 Savannah State	91	Seton Hall
	Low	83 Seton Hall	67	UT Rio Grande Valley
<u>FG Made</u>	High	42 Savannah State	33	Seton Hall
	Low	28 Seton Hall	23	UT Rio Grande Valley
<u>FG Att.</u>	High	87 Savannah State	70	Kennesaw State
	Low	60 Kennesaw State	63	UT Rio Grande Valley
<u>FG%</u>	High	.508 UT Rio Grande Valley	.508	Seton Hall
	Low	.459 Seton Hall	.343	UT Rio Grande Valley
<u>3FG Made</u>	High	18 Savannah State	11	Savannah State
	Low	7 Kennesaw State	8	Kennesaw St/Seton Hall
<u>3FG Att.</u>	High	43 Savannah State	28	Savannah State
	Low	21 Seton Hall	15	Kennesaw State
<u>3FG%</u>	High	.419 Savannah State	.533	Kennesaw State
	Low	.318 Kennesaw State	.333	UT Rio Grande Valley
<u>FTM</u>	High	24 Kennesaw State	17	Seton Hall
	Low	14 Savannah State	6	Kennesaw State
<u>FTA</u>	High	34 Kennesaw State	31	Seton Hall
	Low	20 Savannah State	14	UT Rio Grande Valley
<u>FT% (min. 10)</u>	High	.706 Kennesaw State	.857	UT Rio Grande Valley
	Low	.594 Seton Hall	.400	Kennesaw State
<u>Off. Reb.</u>	High	19 Savannah State	17	Kennesaw State
	Low	9 UT Rio Grande Valley	9	Seton Hall
<u>Def. Reb.</u>	High	34 Seton Hall	29	Savannah St/Seton Hall
	Low	28 Kennesaw State	24	Kennesaw State
<u>Total Reb.</u>	High	52 Savannah State	42	UT Rio Grande Valley
	Low	38 UT Rio Grande Valley	38	Seton Hall
<u>Assists</u>	High	33 Savannah State	21	Savannah State
	Low	16 Seton Hall	11	Seton Hall
<u>Steals</u>	High	10 UT Rio Grande Valley	12	Savannah State
	Low	6 Savannah State	5	UT Rio Grande Valley
<u>Blocks</u>	High	8 Kennesaw State	4	Savannah State
	Low	2 Seton Hall	1	Kennesaw State
<u>Turnovers</u>	High	17 Kennesaw St/Seton Hall	26	UT Rio Grande Valley
	Low	15 Savannah State	12	Seton Hall
<u>Fouls</u>	High	24 Seton Hall	25	Kennesaw State
	Low	12 UT Rio Grande Valley	20	Savannah State

GAME-BY-GAME SPECIALTY STATS

Date	Opponent	Pts. Off	Pts. in	2nd	Bench
		TO's	Paint	Chance	Points
		IA-Opp.	IA-Opp.	IA-Opp.	IA-Opp.
11/11	Kennesaw State	27-11	34-30	14-14	36-20
11/13	Savannah State	29-16	44-38	23-8	76-42
11/17	Seton Hall	15-21	24-50	9-10	9-28
11/20	UTRGV	41-9	32-24	7-16	39-22
AVG.		28.0	33.5	13.2	40.0

IOWA AND OPPONENT INDIVIDUAL HIGH PERFORMANCES

CATEGORY	IOWA	OPPONENTS
<u>Points</u>	30	Peter Jok vs. Seton Hall 29
<u>Field Goals Made</u>	11	Peter Jok vs. Kennesaw St/Seton Hall 11
<u>Field Goals Attempted</u>	21 (11-21)	Peter Jok vs. Seton Hall 19 (9-19)
<u>Field Goal Percentage (min. 5 made)</u>	.692 (9-13)	Peter Jok vs. UTRGV .688 (11-16)
<u>3-Point Field Goals Made</u>	5 (5-8)	Peter Jok vs. UTRGV 12 (5-12)
<u>3-Point Field Goals Attempted</u>	10 (3-10)	Peter Jok vs. Savannah State 10 (7-10)
<u>3-Point Field Goals Pct. (min. 4 made)</u>	.667 (4-6)	Brady Ellingson vs. Savannah State .714 (5-7)
<u>Free Throws Made</u>	6 (6-10)	Dom Uhl vs. Kennesaw State 6 (6-7)
<u>Free Throws Attempted</u>	12 (5-12)	Tyler Cook vs. Seton Hall 10
<u>Free Throw Pct. (min. 7 made)</u>	---	---
<u>Offensive Rebounds</u>	5	Twice 4
<u>Defensive Rebounds</u>	9	Peter Jok vs. Seton Hall 8
<u>Total Rebounds</u>	11	Peter Jok vs. Seton Hall 11
<u>Assists</u>	7	Jordan Bohannon vs. Savannah State 6
<u>Steals</u>	3	Nicholas Baer vs. Seton Hall/UTRGV 3
<u>Blocks</u>	4	Ahmad Wagner vs. Kennesaw State 3
<u>Turnovers</u>	4	Tyler Cook vs. Kennesaw State/UTRGV 5



2016-17 IOWA RECORD WHEN...

When playing at home:	3-1	When leading at the half:	3-1	When wearing White:	3-1
When playing on the road:	0-0	When trailing at the half:	0-0	When wearing Black:	0-0
When playing on a neutral court:	0-0	When tied at the half:	0-0	When wearing Gold:	0-0
When Iowa scores 100 points or more:	1-0	Iowa field goal percentage at home:	132-271	.487	
When Iowa scores 90-99 points:	2-0	Iowa field goal percentage on road:	---	---	
When Iowa scores 80-89 points:	0-1	Iowa 3-point percentage at home:	44-115	.383	
When Iowa scores 70-79 points:	0-0	Iowa 3-point percentage on road:	---	---	
When Iowa scores under 70 points:	0-0	Iowa free throw percentage at home:	77-116	.664	
		Iowa free throw percentage on road:	---	---	
When opponent scores 100 points or more:	0-0	On Sunday:	2-0		
When opponent scores 90-99 points:	0-1	On Monday:	0-0		
When opponent scores 80-89 points:	1-0	On Tuesday:	0-0		
When opponent scores 70-79 points:	1-0	On Wednesday:	0-0		
When opponent scores 60-69 points:	1-0	On Thursday:	0-1		
When opponent scores fewer than 60 points:	0-0	On Friday:	1-0		
		On Saturday:	0-0		
When Iowa shoots at least 50% from the field:	2-0	On BTN:	0-1		
When Iowa shoots less than 50% from the field:	1-1	On CBS:	0-0		
When opponent shoots at least 50% from the field:	0-1	On ESPN:	0-0		
When opponent shoots less than 50% from the field:	3-0	On ESPN2:	0-0		
When Iowa has higher FG% than opponent:	3-0	On ESPN3:	0-0		
When opponent has higher FG%:	0-1	On FS1:	0-0		
When FG% is equal:	0-0	On Mediacom:	0-0		
		On NBC SN:	0-0		
		truTV:	0-0		
When Iowa outrebounds opponent:	1-0	Most Points, First Half: 59 vs. Savannah State			
When opponent has more rebounds:	2-1	Fewest Points, First Half: 43 vs. Kennesaw State			
When rebounds are equal:	0-0	Most Points Allowed, First Half: 42 vs. Seton Hall			
When Iowa shoots at least 80% from the line:	0-0	Fewest Points Allowed, First Half: 25 vs. Kennesaw State			
When Iowa shoots less than 80% from the line:	3-1	Most Points, Second Half: 57 Savannah State State			
When opponent shoots at least 80% from the line:	1-0	Fewest Points, Second Half: 39 vs. Seton Hall			
When opponent shoots less than 80% from the line:	2-1	Most Points Allowed, Second Half: 49 vs. Seton Hall			
When Iowa shoots more free throws than opponent:	2-1	Fewest Points Allowed, Second Half: 34 vs. UTRGV			
When opponent shoots more free throws:	1-0	Largest Halftime Advantage: 20 vs. Savannah State			
When free throws attempts are equal:	0-0	Largest Halftime Deficit: - - -			
When Iowa has higher FT% than opponent:	2-1				
When opponent has higher FT%:	1-0				
When FT% is equal:	0-0				
When Iowa shoots at least 50% from 3-point range:	0-0				
When Iowa shoots less than 50% from 3-point range:	3-1				
When opponent shoots at least 50% from 3-point range:	1-0				
When opponent shoots less than 50% from 3-point range:	2-1				
When Iowa has a higher 3-point FG% than opponent:	2-0				
When opponent has a higher 3-point FG%:	1-1				
When 3-point FG% is equal:	0-0				
When Iowa has more assists than opponent:	2-1				
When opponent has more assists:	1-0				
When assists are equal:	0-0				
When Iowa has fewer turnovers than opponent:	3-0				
When opponent has fewer turnovers:	0-1				
When turnovers are equal:	0-0				
When Iowa has more steals than opponent:	1-0				
When opponent has more steals:	1-1				
When steals are equal:	1-0				



UNDER McCAFFERY.. IOWA RECORD WHEN..

When playing at home:	83-26	When leading at the half:	104-28	When wearing White:	75-28
When playing on the road:	25-40	When trailing at the half:	14-57	When wearing Black:	30-53
When playing on a neutral court:	13-20	When tied at the half:	2-1	When wearing Gold:	15-5
When Iowa scores 100 points or more:	6-0	Iowa field goal percentage at home:	2902-6312	.460	
When Iowa scores 90-99 points:	14-1	Iowa field goal percentage on road:	2419-5694	.425	
When Iowa scores 80-89 points:	34-7	Iowa 3-point percentage at home:	663-1891	.351	
When Iowa scores 70-79 points:	45-23	Iowa 3-point percentage on road:	562-1692	.332	
When Iowa scores under 70 points:	22-56	Iowa free throw percentage at home:	1913-2647	.723	
		Iowa free throw percentage on road:	1398-1954	.715	
When opponent scores 100 points or more:	0-2	On Sunday:	21-17		
When opponent scores 90-99 points:	1-9	On Monday:	9-2		
When opponent scores 80-89 points:	1-19	On Tuesday:	17-13		
When opponent scores 70-79 points:	28-32	On Wednesday:	13-14		
When opponent scores 60-69 points:	38-23	On Thursday:	14-20		
When opponent scores fewer than 60 points:	53-2	On Friday:	14-9		
When Iowa shoots at least 50% from the field:	34-6	On Saturday:	31-11		
When Iowa shoots less than 50% from the field:	87-81	On BTN:	46-44		
When opponent shoots at least 50% from the field:	3-35	On CBS:	1-2		
When opponent shoots less than 50% from the field:	118-52	On ESPN:	8-12		
When Iowa has higher FG% than opponent:	106-15	On ESPN2:	8-10		
When opponent has higher FG%:	14-69	On ESPNU:	13-8		
When FG% is equal:	2-2	On FS1:	1-0		
When Iowa outrebounds opponent:	92-34	On Mediacom:	12-0		
When opponent has more rebounds:	27-50	On CBS SN:	1-1		
When rebounds are equal:	2-3	On NBC SN:	2-1		
		truTV:	1-0		
When Iowa shoots at least 80% from the line:	31-18	Most Points, First Half: 59 vs. Savannah State, '16			
When Iowa shoots less than 80% from the line:	90-69	Fewest Points, First Half: 14 vs. Indiana, '13			
When opponent shoots at least 80% from the line:	22-19	Most Points Allowed, First Half: 55 vs. Michigan State, '12			
When opponent shoots less than 80% from the line:	100-68	Fewest Points Allowed, First Half: 12 vs. UNC Wilmington, '13			
When Iowa shoots more free throws than opponent:	99-36	Most Points, Second Half: 58 vs. SIU-Edwardsville, '10			
When opponent shoots more free throws:	16-48	Fewest Points, Second Half: 15 vs. Northern Iowa, '14			
When free throws attempts are equal:	6-3	Most Points Allowed, Second Half: 61 at Oregon, '12			
When Iowa has higher FT% than opponent:	84-37	Fewest Points Allowed, Second Half: 16 vs. UNI, '10			
When opponent has higher FT%:	35-48	Largest Halftime Advantage: 37 vs. Arkansas-Pine Bluff, '13			
When FT% is equal:	2-2	Largest Halftime Deficit: 25 vs. Villanova, '16			
When Iowa shoots at least 50% from 3-point range:	14-6				
When Iowa shoots less than 50% from 3-point range:	106-82				
When opponent shoots at least 50% from 3-point range:	2-16				
When opponent shoots less than 50% from 3-point range:	119-71				
When Iowa has a higher 3-point FG% than opponent:	87-29				
When opponent has a higher 3-point FG%:	31-60				
When 3-point FG% is equal:	0-1				
When Iowa has more assists than opponent:	91-24				
When opponent has more assists:	25-56				
When assists are equal:	5-7				
When Iowa has fewer turnovers than opponent:	84-33				
When opponent has fewer turnovers:	31-44				
When turnovers are equal:	7-9				
When Iowa has more steals than opponent:	77-33				
When opponent has more steals:	35-46				
When steals are equal:	9-7				



IOWA SUPERLATIVES UNDER McCAFFERY

TEAM

Most Points Scored

1. 116 -- Savannah State (11/13/16)
2. 111 -- SIU Edwardsville (11/26/10)
3. 109 -- Md. Eastern Shore (11/14/13)
4. 105 -- Central Arkansas (12/19/11)
5. 103 -- Coppin State (11/15/15)
- 103 -- Abilene Christian (11/17/13)

Fewest Points Allowed

1. 36 -- Howard (11/15/12)
2. 39 -- UNC Wilmington (11/8/13)
- 39 -- Northern Iowa (12/7/10)
4. 40 -- Louisiana Monroe (11/16/10)
5. 41 -- Abilene Christian (11/17/13)

Field Goals Made

1. 42 -- Savannah State (11/13/16)
- 42 -- Central Arkansas (12/19/11)
3. 40 -- Coppin State (11/15/15)
4. 38 -- Abilene Christian (11/17/13)
5. 37 -- SIU Edwardsville (11/26/10)
- 37 -- Oregon (3/18/12)

Field Goals Attempted

1. 87 -- Savannah State (11/13/16)
2. 79 -- Oregon (3/18/12)
3. 76 -- Central Arkansas (12/19/11)
- 76 -- South Dakota (12/4/12)
5. 74 -- Wisconsin (2/6/13)

Field Goal Percentage (20 Made)

1. .643 -- Maryland (2/8/15)
2. .630 -- Indiana (1/29/12)
3. .627 -- Michigan (2/5/15)
4. .623 -- Abilene Christian (11/17/13)
5. .617 -- Arkansas-Pine Bluff (12/22/13)

3-Point Field Goals Made

1. 18 -- Savannah State (11/13/16) *
2. 13 -- Northern Illinois (11/17/11)
3. 12 -- UMKC (12/5/15)
- 12 -- Dayton (11/26/15)
- 12 -- Marquette (11/19/15)
- 12 -- Coppin State (11/15/15)
- 12 -- Northern Iowa (12/15/12)
8. 11 -- UT Rio Grande Valley (11/20/16)
- 11 -- Purdue (1/24/16)
- 11 -- Rutgers (1/21/16)
- 11 -- Tennessee Tech (12/22/15)
- 11 -- Iowa State (12/10/15)
- 11 -- Villanova (11/30/13)
- 11 -- SC State (12/19/12)

3-Point Field Goals Attempted

1. 43 -- Savannah State (11/13/16) *
2. 30 -- Tennessee Tech (12/22/15)
- 30 -- Longwood (11/29/14)
4. 29 -- UT Rio Grande Valley (11/20/16)
- 29 -- Rutgers (1/21/16)
6. 28 -- Temple (3/18/16)
- 28 -- Michigan (3/5/16)
- 28 -- Coppin State (11/15/15)
- 28 -- Minnesota (2/13/11)

3-Point FG Percentage (10 Made)

1. .619 (13-21) Northern Illinois (11/17/11)
2. .588 (10-17) Arkansas-Pine Bluff (12/22/13)
- .588 (10-17) Michigan (2/1/14)
4. .556 (10-18) SIUE (11/26/10)
- .556 (10-18) Wisconsin (2/23/12)

Free Throws Made

1. 38 -- Nebraska-Omaha (11/10/13)
2. 32 -- Md. Eastern Shore (11/14/13)
3. 31 -- Penn State (2/15/14)
- 31 -- Wichita State (11/21/12)
- 31 -- Penn State (1/31/13)
- 31 -- Nebraska (1/5/15)

Free Throws Attempted

1. 49 -- Nebraska-Omaha (11/10/13)
2. 43 -- UM Eastern Shore (11/14/13)
- 43 -- Michigan State (1/28/14)
4. 40 -- Penn (11/22/13)
- 40 -- Penn State (2/15/14)

Free Throw Percentage (10 Made)

1. 1.000 (15-15) Virginia (3/27/13)
2. .929 (26-28) North Florida (12/22/14)
3. .926 (25-27) Penn State (2/28/15)
4. .923 (12-13) Iowa State (12/12/14)
5. .917 (11-12) Michigan St (3/15/13)

Most Rebounds

1. 57 -- Md. Eastern Shore (11/14/13)
2. 56 -- UNC Wilmington (11/8/13)
- 56 -- Brown (12/3/11)
- 56 -- SC State (12/19/12)
5. 54 -- Fairleigh Dickinson (12/9/13)
- 54 -- Coppin State (12/22/12)

Most Assists

1. 33 -- Savannah State (11/13/16)
2. 32 -- Central Arkansas (12/19/11)
3. 31 -- Coppin State (11/15/15)
4. 26 -- Northern Illinois (11/17/11)
5. 25 -- Abilene Christian (11/17/13)

Most Steals

1. 19 -- SIU Edwardsville (11/26/10)
2. 16 -- UMBC (12/6/14)
3. 14 -- Marquette (11/19/15)
- 14 -- Penn (11/22/13)
- 14 -- Idaho St (12/4/10)
- 14 -- Chicago St (11/11/11)
6. 13 -- Rutgers (2/19/15)
- 13 -- IPFW (11/26/11)
- 13 -- UT-Pan American (11/9/12)

Most Blocked Shots

1. 14 -- Drake (12/19/15) *
2. 13 -- Illinois (3/5/13)
3. 12 -- UNC Wilmington (11/8/13)
- 12 -- Northern Illinois (11/26/14)
5. 11 -- Michigan State (12/29/15)
6. 10 -- Penn State (2/15/14)
- 10 -- UT-Pan American (11/9/12)

Fewest Turnovers

1. 3 -- Temple (3/18/16)
- 3 -- Drake (12/19/15)
3. 4 -- Michigan (1/17/16)
- 4 -- Northwestern (2/15/15)
5. 5 -- Davidson (3/20/15)
- 5 -- Abilene Christian (11/17/13)
- 5 -- Drake (12/7/13)
- 5 -- UTEP (11/29/13)
- 5 -- Purdue (3/2/14)
- 5 -- Boise St (12/22/11)
11. 6 -- UMKC (12/5/15)
- 6 -- Michigan (2/5/15)
- 6 -- Northwestern (3/7/15)
- 6 -- Penn State (2/15/14)
- 6 -- Tennessee (3/19/14)
- 6 -- Illinois (3/8/12)

* -- denotes school record

INDIVIDUAL

Most Points:

1. 33 -- Matt Gatens vs Wisconsin (2/23/12)
2. 32 -- Jarrod Uthoff vs. Iowa State (12/10/15)
3. 31 -- Devyn Marble vs Oregon (3/18/12)
4. 30 -- Matt Gatens vs Indiana (2/19/12)
- 30 -- Devyn Marble vs. UNI (12/15/12)
- 30 -- Devyn Marble vs. Xavier (11/28/13)
- 30 -- Peter Jok vs. Seton Hall (11/17/16)
7. 29 -- Peter Jok vs. Illinois (3/10/16)
- 29 -- Jarrod Uthoff vs. Michigan (3/5/16)
- 29 -- Peter Jok vs. Rutgers (1/21/16)
- 29 -- Aaron White vs. Illinois (2/25/15)

Field Goals Made

1. 12 -- Jarrod Uthoff vs. Iowa State (12/10/15)
- 12 -- Matt Gatens vs Wisconsin (2/23/12)
3. 11 -- Jarrod Uthoff vs. Michigan (3/5/16)
- 11 -- Aaron White vs. Davidson (3/20/15)
- 11 -- Aaron White vs. Iowa State (12/13/13)
- 11 -- Peter Jok vs. Seton Hall (11/17/16)

Field Goals Attempted

1. 24 -- Devyn Marble vs. Wisconsin (1/5/14)
2. 23 -- Devyn Marble vs. Xavier (11/28/13)
- 23 -- Devyn Marble vs. Villanova (11/30/13)
4. 21 -- Jarrod Uthoff vs. Temple (3/18/16)
- 21 -- Matt Gatens vs. Minnesota (1/16/11)
- 21 -- Peter Jok vs. Seton Hall (11/17/16)

3-Point FG Made

1. 7 -- Devyn Marble vs Oregon (3/18/12)
- 7 -- Matt Gatens vs Wisconsin (2/23/12)
- 7 -- Matt Gatens vs Indiana (2/19/12)
4. 6 -- Devyn Marble vs. SCSU (12/19/12)
- 6 -- Devyn Marble vs. Michigan (2/8/14)
- 6 -- Josh Oglesby at Indiana (1/12/12)

3-Point Field Goals Attempted

1. 11 -- Peter Jok vs. Penn State (2/17/16)
- 11 -- Jarrod Uthoff vs. Northwestern (2/15/15)
- 11 -- Josh Oglesby at Wisconsin (2/6/13)
- 11 -- Matt Gatens vs Minnesota (2/13/11)
3. 10 -- 14x, last by Jok vs. Savannah State (11/13/16)

Free Throws Made

1. 14 -- Roy Devyn Marble vs. UNI (12/15/12)
- 14 -- Aaron White vs. Texas (11/20/14)
3. 13 -- Aaron White vs. Wisconsin (1/19/13)
4. 12 -- Devyn Marble vs. Indiana (12/31/12)
- 12 -- Aaron White vs. Nebraska (1/5/15)
- 12 -- Gabriel Oleseni vs. Nebraska (1/5/15)

Most Rebounds:

1. 18 -- Adam Woodbury vs. Wisconsin (2/24/16)
- 17 -- Aaron White vs. Iowa State (12/13/13)
3. 16 -- Gabriel Oleseni at Purdue (1/24/15)
4. 15 -- Jarrod Uthoff vs. Minnesota (2/14/16)
- 15 -- Adam Woodbury vs. Indiana (2/11/16)
- 15 -- Adam Woodbury vs. Penn State (2/3/16)
- 15 -- Aaron White vs. Omaha (11/10/13)
- 15 -- Jarryd Cole vs. UNI (12/7/10)
9. 14 -- Adam Woodbury vs. Illinois (2/7/16)
- 14 -- Aaron White at Penn State (2/28/15)
- 14 -- Melsahn Basabe vs Iowa St (12/10/10)

Most Assists

1. 12 -- Mike Gesell vs. Minnesota (2/14/16)
- 12 -- Mike Gesell vs. Coppin State (11/15/15)
3. 11 -- Mike Gesell vs. Michigan (3/5/16)
- 11 -- Devyn Marble vs. Wisconsin (2/22/14)
- 11 -- Bryce Cartwright vs. Dayton (3/13/12)
6. 10 -- Mike Gesell vs. Nebraska (1/5/16)
- 10 -- Mike Gesell vs. Tenn. Tech (12/22/15)
- 10 -- Bryce Cartwright at Oregon (3/18/12)
- 10 -- Bryce Cartwright vs Mich St (2/2/11)

Most Steals

1. 7 -- Eric May vs SIUE (11/26/10)
2. 6 -- Roy Devyn Marble vs. Penn (11/22/13)
- 6 -- Eric May at Wake Forest (11/30/10)
4. 5 -- Jarryd Cole at Mich St (3/2/11)
- 5 -- Matt Gatens vs Idaho St (12/4/10)
- 5 -- Aaron White vs. North Florida (12/22/14)
- 5 -- Mike Gesell at Penn State (2/28/15)

Most Blocks

1. 7 -- Melsahn Basabe vs. Iowa St (12/10/10)
- 7 -- Gabriel Oleseni vs. Illinois (3/5/13)
3. 6 -- Jarrod Uthoff vs. Minnesota (2/14/16)
- 6 -- Jarrod Uthoff vs. Michigan State (12/29/15)
- 6 -- Nicholas Baer vs. Drake (12/19/15)
- 6 -- Melsahn Basabe vs Ohio St (1/4/11)
7. 5 -- 11x, last by Jarrod Uthoff vs. Penn State (2/3/16)

Game 1 - Iowa 91, Kennesaw State 74

Official Basketball Box Score -- Game Totals -- Final Statistics
Kennesaw State vs Iowa
11/11/16 8:35 p.m. at Carver-Hawkeye Arena - Iowa City, IA

Kennesaw State 74 • 0-1

#	Player	Total			Rebounds			PF	TP	A	TO	Blk	Stl	Min
		FG-FGA	3-PT	FT-FTA	Off	Def	Tot							
02	Jones, Jordan	r 1-3	0-0	0-1	0	3	3	2	1	1	0	1	19	
14	Williams, Aubrey	r 3-4	0-0	1-2	4	4	8	4	7	1	3	0	20	
00	Ray, Kendrick	g 6-16	0-2	0-0	2	0	2	4	12	2	0	0	23	
11	Clarke, Kyle	g 1-3	0-0	2-3	0	1	1	3	4	6	3	0	20	
21	Masterson, Nick	g 11-16	7-10	0-1	1	2	3	1	29	1	5	0	31	
04	Hooker, Tyler	g 2-11	1-1	0-2	2	1	3	1	5	4	1	0	20	
10	Nielsen, Johannes	g 4-7	0-0	0-0	2	1	3	2	8	1	0	0	21	
13	Wilson, Anthony	g 2-10	0-2	2-3	3	4	7	2	6	1	0	0	17	
24	Burnett, Josh	g 0-0	0-0	0-0	0	1	1	1	0	1	1	0	9	
35	Cameron, Zach	g 0-0	0-0	1-3	1	6	7	4	1	1	2	1	20	
Team				2		1		3						
Totals		30-70	8-15	6-15	17	24	41	25	74	19	21	1	9	200

FG % 1st Half: 11-31 35.5% 2nd half: 19-39 48.7% Game: 30-70 42.9%
3FG % 1st Half: 3-5 60.0% 2nd half: 5-10 50.0% Game: 8-15 53.3%
FT % 1st Half: 0-4 0.0% 2nd half: 6-11 54.5% Game: 6-15 40.0%

Iowa 91 • 1-0

#	Player	Total			Rebounds			PF	TP	A	TO	Blk	Stl	Min
		FG-FGA	3-PT	FT-FTA	Off	Def	Tot							
05	Cook, Tyler	r 1-7	0-1	4-4	5	5	10	3	6	1	4	0	0	21
25	Uhl, Dom	r 1-3	0-2	6-10	3	2	5	1	8	0	2	0	0	18
51	Baer, Nicholas	r 2-6	2-4	4-4	0	3	3	10	2	0	0	0	26	
10	Williams, Christian	g 2-4	0-1	0-0	0	1	1	0	4	5	2	1	19	
14	Jok, Peter	g 11-19	3-8	2-2	0	4	4	1	27	3	2	0	26	
00	Wagner, Ahmad	g 4-4	0-0	4-5	0	5	5	2	12	4	2	4	24	
03	Bohannon, Jordan	g 2-4	2-4	0-0	0	0	0	2	6	2	2	0	21	
04	Moss, Isaiah	g 1-2	0-0	0-0	0	0	0	1	2	0	1	0	4	
11	Rose, Charlie	g 0-0	0-0	0-0	0	1	1	2	0	0	1	0	1	
15	Kriener, Ryan	g 2-3	0-1	2-2	0	3	3	1	6	0	1	0	9	
24	Ellingson, Brady	g 0-1	0-1	0-0	0	1	1	3	0	0	0	0	15	
35	Pemsi, Cordell	g 4-7	0-0	2-7	3	3	6	2	10	0	0	2	16	
Team				0		0		0						
Totals		30-60	7-22	24-34	11	28	39	21	91	17	17	8	9	200

FG % 1st Half: 16-30 53.3% 2nd half: 14-30 46.7% Game: 30-60 50.0%
3FG % 1st Half: 4-11 36.4% 2nd half: 3-11 27.3% Game: 7-22 31.8%
FT % 1st Half: 7-15 46.7% 2nd half: 17-19 89.5% Game: 24-34 70.6%

Officials: D.J. Carstensen, Rob Kueneman, Steve McJunkins
Technical fouls: Kennesaw State-TEAM. Iowa-None.
Attendance: 13007

Score by periods	1st	2nd	Total
Kennesaw State	25	49	74
Iowa	43	48	91

Points	In	Off	2nd	Fast	Bench
KSU	Paint	T/O	Chance	Break	
Iowa	30	11	14	7	20
	34	27	14	15	36

Last FG - KSU 2nd-00:51, IOWA 2nd-01:52.
Largest lead - KSU None, IOWA by 22 2nd-03:06.
KSU led for 00:00. IOWA led for 39:19. Game was tied for 00:41.

Score tied - 0 times.
Lead changed - 0 times.

Game 3 - Seton Hall 91, Iowa 83

Official Basketball Box Score -- Game Totals -- Final Statistics
Seton Hall vs Iowa
11/17/16 8:06 p.m. at Carver-Hawkeye Arena - Iowa City, IA

Seton Hall 91 • 3-0

#	Player	Total			Rebounds			PF	TP	A	TO	Blk	Stl	Min
		FG-FGA	3-PT	FT-FTA	Off	Def	Tot							
14	Sanogo, Ismael	f 2-4	0-0	0-1	1	2	3	4	0	2	0	1	14	
20	Rodriguez, Desi	f 9-19	2-3	5-10	1	8	9	2	25	2	0	0	33	
31	Delgado, Angel	f 2-6	0-0	5-6	3	8	11	3	9	2	1	0	27	
00	Carrington, Khadeen	g 9-18	1-5	1-6	0	4	4	2	20	3	3	0	37	
30	Jones, Madison	g 2-2	0-0	1-2	0	3	3	4	5	4	2	0	21	
01	Nzei, Michael	g 0-0	0-0	0-0	1	1	2	4	0	0	0	1	10	
04	Gordon, Eron	g 0-1	0-1	0-0	0	0	0	1	0	0	1	0	8	
13	Powell, Myles	g 9-14	5-7	3-3	1	0	1	2	26	0	2	1	28	
25	Anthony, Rashed	g 0-0	0-0	0-0	1	0	1	1	0	0	0	0	12	
33	Singh, Veer	g 0-1	0-1	2-3	0	2	2	1	2	0	1	0	10	
Team				1		2								
Totals		33-65	8-17	17-31	9	29	38	24	91	11	12	2	10	200

FG % 1st Half: 14-36 38.9% 2nd half: 19-29 65.5% Game: 33-65 50.8%
3FG % 1st Half: 4-8 50.0% 2nd half: 4-9 44.4% Game: 8-17 47.1%
FT % 1st Half: 10-17 58.8% 2nd half: 7-14 50.0% Game: 17-31 54.8%

Iowa 83 • 2-1

#	Player	Total			Rebounds			PF	TP	A	TO	Blk	Stl	Min
		FG-FGA	3-PT	FT-FTA	Off	Def	Tot							
05	Cook, Tyler	f 9-15	1-3	5-12	1	1	2	1	24	1	2	0	1	32
25	Uhl, Dom	f 2-5	1-2	3-4	3	7	10	4	8	0	2	0	0	25
51	Baer, Nicholas	f 2-5	1-3	1-2	2	4	6	3	6	2	1	2	3	29
10	Williams, Christian	g 2-6	2-2	0-0	1	4	5	3	6	4	3	0	2	24
14	Jok, Peter	g 11-21	2-8	6-6	2	9	11	2	30	4	1	0	2	36
00	Wagner, Ahmad	g 0-1	0-0	1-4	1	1	2	3	1	0	1	0	0	20
03	Bohannon, Jordan	g 0-2	0-1	3-4	0	3	3	2	3	4	3	0	1	19
04	Moss, Isaiah	g 0-1	0-0	0-0	0	0	0	1	0	0	0	0	0	2
23	Jones, Dale	g 0-1	0-0	0-0	0	1	1	1	0	1	1	0	0	2
24	Ellingson, Brady	g 1-1	1-1	0-0	0	0	0	3	3	0	1	0	0	5
35	Pemsi, Cordell	g 1-3	0-1	0-0	1	4	5	1	2	0	2	0	0	6
Team				1		1								
Totals		28-61	8-21	19-32	12	34	46	24	83	16	17	2	9	200

FG % 1st Half: 16-30 53.3% 2nd half: 12-31 38.7% Game: 28-61 45.9%
3FG % 1st Half: 5-9 55.6% 2nd half: 3-12 25.0% Game: 8-21 38.1%
FT % 1st Half: 7-13 53.8% 2nd half: 12-19 63.2% Game: 19-32 59.4%

Officials: Mike Stephens, Lamar Simpson, Bo Boroski
Technical fouls: Seton Hall-None. Iowa-None.
Attendance: 10391
Gavitt Games

Score by periods	1st	2nd	Total
Seton Hall	42	49	91
Iowa	44	39	83

Points	In	Off	2nd	Fast	Bench
SHU	Paint	T/O	Chance	Break	
Iowa	50	21	10	10	28
	24	15	9	10	9

Last FG - SHU 2nd-01:35, IOWA 2nd-00:52.
Largest lead - SHU by 11 2nd-01:35, IOWA by 7 1st-17:56.
SHU led for 25:44. IOWA led for 12:23. Game was tied for 01:53.

Score tied - 4 times.
Lead changed - 11 times.

Game 2 - Iowa 116, Savannah State 84

Official Basketball Box Score -- Game Totals -- Final Statistics
Savannah State vs Iowa
11/13/16 2:35 p.m. at Carver-Hawkeye Arena - Iowa City, IA

Savannah State 84 • 0-2

#	Player	Total			Rebounds			PF	TP	A	TO	Blk	Stl	Min
		FG-FGA	3-PT	FT-FTA	Off	Def	Tot							
00	Kelly, Robert	r 2-5	0-2	4-7	1	4	5	1	8	1	5	0	2	25
30	Cabeza, Jahir	r 2-6	1-4	0-0	0	3	3	2	5	0	2	3	2	17
01	Dasent, Austin	g 3-8	1-3	1-2	1	1	2	4	8	4	2	0	1	14
04	Manassa, Troyce	g 5-9	2-2	2-2	3	8	11	2	14	3	0	0	23	
11	Floyd, Joshua	g 3-7	1-3	0-2	1	3	4	3	7	3	3	0	23	
03	Seller, Zach	g 2-4	2-4	0-0	0	0	0	1	6	4	1	0	2	18
12	Wells, Casey	g 1-5	1-5	3-4	0	1	1	0	6	0	0	0	0	17
14	Gaines, Jordan	g 4-8	1-2	1-2	0	3	3	2	10	0	2	1	2	19
15	Felder, Isaiah	g 1-3	1-1	0-0	0	0	0	0	3	1	0	0	1	4
22	McClanahan, Dexter	g 3-7	1-2	0-0	1	2	3	1	7	2	2	0	1	17
34	Glenn, Maricus	g 3-4	0-0	1-3	1	1	2	3	7	1	2	0	1	13
50	Williams, Kamil	g 1-2	0-0	1-2	1	0	1	1	3	2	1	0	0	10
Team				2		3		5						
Totals		30-68	11-28	13-24	11	29	40	20	84	21	20	4	12	200

FG % 1st Half: 11-30 36.7% 2nd half: 19-38 50.0% Game: 30-68 44.1%
3FG % 1st Half: 5-14 35.7% 2nd half: 6-14 42.9% Game: 11-28 39.3%
FT % 1st Half: 12-19 63.2% 2nd half: 1-5 20.0% Game: 13-24 54.2%

Iowa 116 • 2-0

#	Player	Total			Rebounds			PF	TP	A	TO	Blk	Stl	Min
		FG-FGA	3-PT	FT-FTA	Off	Def	Tot							
05	Cook, Tyler	r 7-9	0-0	0-1	2	2	4	2	14	2	1	0	0	15
25	Uhl, Dom	r 1-4	1-4	0-0	2	2	4	1	3	2	2	0	0	13
51	Baer, Nicholas	r 3-6	3-5	0-0	1	1	2	2	9	6				

2016-17 IOWA HAWKEYES RADIO/TV ROSTER



#0
AHMAD WAGNER
F, 6-7, 235, So.



#1
MAISHE DAILEY
G, 6-6, 183, Fr.



#3
JORDAN BOHANNON
G, 6-0, 182, Fr.




#4
ISAIAH MOSS
G, 6-5, 205, RS-Fr.



#5
TYLER COOK
F, 6-9, 253, Fr.



#10
CHRISTIAN WILLIAMS
G, 6-5, 200, So.




#11
CHARLIE ROSE
G, 6-4, 185, Jr.



#14
PETER JOK
G, 6-6, 205, Sr.



#15
RYAN KRIENER
F, 6-9, 247, Fr.



#20
RILEY TILL
F, 6-6, 192, Fr.



#23
DALE JONES
F, 6-7, 227, Sr.




#24
BRADY ELLINGSON
G, 6-4, 193, So.



#25
DOM UHL
F, 6-9, 217, Jr.



#35
CORDELL PEMSL
F, 6-8, 249, Fr.



#51
NICHOLAS BAER
F, 6-7, 205, So.



FRAN MCCAFFERY
Head Coach



KIRK SPERAW
Assistant Coach



SHERMAN DILLARD
Assistant Coach



ANDREW FRANCIS
Assistant Coach

IOWA HAWKEYE BASKETBALL
Iowa Combined Team Statistics (as of Nov 22, 2016)
All games

RECORD:	OVERALL	HOME	AWAY	NEUTRAL
ALL GAMES	3-1	3-1	0-0	0-0
CONFERENCE	0-0	0-0	0-0	0-0
NON-CONFERENCE	3-1	3-1	0-0	0-0

##	Player	gp-gs	min	avg	Total		3-Point		F-Throw		Rebounds				pf	dq	a	to	blk	stl	pts	avg
					fg-fga	fg%	3fg-fga	3fg%	ft-fta	ft%	off	def	tot	avg								
14	Jok, Peter	4-4	104	26.0	36-68	.529	13-34	.382	12-12	1.000	6	16	22	5.5	4	0	10	6	0	6	97	24.3
05	Cook, Tyler	4-4	92	23.0	23-40	.575	1-5	.200	12-21	.571	9	10	19	4.8	7	0	4	11	0	1	59	14.8
24	Ellingson, Brady	4-0	56	14.0	12-17	.706	7-11	.636	6-6	1.000	0	2	2	0.5	8	0	2	2	0	1	37	9.3
51	Baer, Nicholas	4-4	92	23.0	10-23	.435	6-15	.400	7-9	.778	5	13	18	4.5	9	0	13	2	4	8	33	8.3
35	Pemsl, Cordell	4-0	46	11.5	12-18	.667	0-1	.000	7-15	.467	7	14	21	5.3	5	0	3	5	2	1	31	7.8
04	Moss, Isaiah	4-0	43	10.8	9-23	.391	5-13	.385	2-2	1.000	0	3	3	0.8	6	0	2	4	3	1	25	6.3
25	Uhl, Dom	4-4	72	18.0	6-18	.333	3-10	.300	10-15	.667	9	16	25	6.3	8	0	6	7	1	1	25	6.3
15	Kriener, Ryan	3-0	32	10.7	6-11	.545	0-1	.000	5-7	.714	3	10	13	4.3	5	0	3	5	3	1	17	5.7
03	Bohannon, Jordan	4-0	85	21.3	5-21	.238	5-17	.294	5-6	.833	0	7	7	1.8	5	0	19	8	0	2	20	5.0
00	Wagner, Ahmad	4-0	70	17.5	5-9	.556	0-0	.000	10-19	.526	6	13	19	4.8	10	0	7	5	4	3	20	5.0
01	Dailey, Maishe	2-0	24	12.0	3-7	.429	2-4	.500	0-2	.000	1	5	6	3.0	2	0	1	2	1	3	8	4.0
10	Williams, Christian	4-4	78	19.5	4-13	.308	2-4	.500	1-2	.500	2	10	12	3.0	4	0	17	6	1	6	11	2.8
11	Rose, Charlie	3-0	4	1.3	1-2	.500	0-0	.000	0-0	.000	0	1	1	0.3	3	0	0	1	0	0	2	0.7
23	Jones, Dale	1-0	2	2.0	0-1	.000	0-0	.000	0-0	.000	0	1	1	1.0	1	0	1	1	0	0	0	0.0
Team											3	3	6									
Total.....		4	800		132-271	.487	44-115	.383	77-116	.664	51	124	175	43.8	77	0	88	65	19	34	385	96.2
Opponents.....		4	800		116-270	.430	36-87	.414	48-84	.571	53	108	161	40.2	92	0	64	79	9	36	316	79.0

TEAM STATISTICS	IOWA	OPP	Date	Opponent	Score	Att.
SCORING	385	316	11/11/16	KENNESAW STATE	w 91-74	13007
Points per game	96.2	79.0	11/13/16	SAVANNAH STATE	w 116-84	11371
Scoring margin	+17.3	-	11/17/16	SETON HALL	L 83-91	10391
FIELD GOALS-ATT	132-271	116-270	11/20/16	UT RIO GRANDE VALLEY	w 95-67	11596
Field goal pct	.487	.430	* - Conference game			
3 POINT FG-ATT	44-115	36-87				
3-point FG pct	.383	.414				
3-pt FG made per game	11.0	9.0				
FREE THROWS-ATT	77-116	48-84				
Free throw pct	.664	.571				
F-Throws made per game	19.3	12.0				
REBOUNDS	175	161				
Rebounds per game	43.8	40.2				
Rebounding margin	+3.5	-				
ASSISTS	88	64				
Assists per game	22.0	16.0				
TURNOVERS	65	79				
Turnovers per game	16.3	19.8				
Turnover margin	+3.5	-				
Assist/turnover ratio	1.4	0.8				
STEALS	34	36				
Steals per game	8.5	9.0				
BLOCKS	19	9				
Blocks per game	4.8	2.3				
ATTENDANCE	46365	0				
Home games-Avg/Game	4-11591	0-0				
Neutral site-Avg/Game	-	0-0				

Score by Periods	1st	2nd	Totals
Iowa	192	193	385
Opponents	139	177	316