



# IOWA HAWKEYES

## 18-14 Overall, 10-8 Big Ten

3 FINAL FOURS | 8 BIG TEN CHAMPIONSHIPS | 2 BIG TEN TOURNAMENT TITLES | 25 NCAA TOURNAMENTS

### SOUTH DAKOTA (22-11, 12-4) vs. IOWA (18-14, 10-8)

March 15, 2017 // Iowa City, Iowa // Carver-Hawkeye Arena (15,400) // 6:01 p.m. CT

#### SOUTH DAKOTA COYOTES

Pos.	No.	Name	Ht.	Wt.	Yr.	Hometown	Statistical Summary
G	0	Trey Dickerson	6-1	185	Jr.	Queens, New York	10.4 ppg, 2.2 rpg, 2.8 apg
G	13	Matt Mooney	6-3	210	So.	Wauconda, Illinois	18.5 ppg, 4.5 rpg, 2.0 apg
G	2	Carlton Hurst	6-3	200	Jr.	Denver, Colorado	7.8 ppg, 5.1 rpg, 0.9 apg
F	12	Trey Burch-Manning	6-6	200	So.	Federal Way, Wash.	9.3 ppg, 6.7 rpg, 1.3 apg
F	23	Tyler Flack	6-7	230	Sr.	Lakeville, Minn.	15.2 ppg, 6.9 rpg, 1.6 bpg

Head Coach: Craig Smith (North Dakota, 1996); Third Season at South Dakota (53-45); Sixth Season Overall (125-74)

#### IOWA HAWKEYES

Pos.	No.	Name	Ht.	Wt.	Yr.	Hometown	Statistical Summary
G	3	Jordan Bohannon	6-0	182	Fr.	Marion, Iowa	10.3 ppg, 2.3 rpg, 4.7 apg
G	4	Isaiah Moss	6-5	205	RS-Fr.	Chicago, Illinois	6.4 ppg, 1.6 rpg, 0.9 apg
F	14	Peter Jok	6-6	205	Sr.	West Des Moines, Iowa	19.8 ppg, 5.6 rpg, 2.6 apg
F	0	Ahmad Wagner	6-7	235	So.	Yellow Springs, Ohio	4.8 ppg, 3.3 rpg, 1.3 apg
F	5	Tyler Cook	6-9	253	Fr.	St. Louis, Missouri	11.9 ppg, 5.2 rpg, 0.9 apg

Head Coach: Fran McCaffery (Penn, 1979); Seventh Season at Iowa (136-100); 21st Season Overall (387-277)

### IOWA NIT STORYLINES

- Iowa enters the NIT having won seven of its last 11 games.
- The Hawkeyes are 3-0 in home NIT games under Fran McCaffery (2012 and 2013).
- Iowa has five RPI Top-50 wins this season: Purdue (19), Iowa State (21), Michigan (25), Maryland (34), and Wisconsin (36). The Maryland and Wisconsin wins came on the road.
- Fran McCaffery and his coaching staff are the first in program history to win 18 games or more in six straight seasons. Furthermore, McCaffery's 136 victories rank second behind Tom Davis (152) for most in the first seven seasons as Iowa's head coach.
- Peter Jok is the first Big Ten player to win at least one game in all 14 Big Ten arenas during his collegiate career. Winning at the Kohl Center in Wisconsin (March 2), completed the sweep for Jok.
- Nicholas Baer is the only Division I men's basketball player this year to amass 235+ points, 35+ blocked shots, 45+ steals, and 40+ 3-pointers. He is one of only two Big Ten players to accomplish the feat over last 20 years, joining Michigan State's Draymond Green (2012).
- Jordan Bohannon is one of only 10 freshmen nationally over the last 25 years to register 150+ assists and 75+ 3-pointers. Bohannon and Ohio State's D'Angelo Russell (2015) are the only two Big Ten freshman to ever accomplish the feat.
- Peter Jok (.9202, 150-of-163) is closing in on the Big Ten single-season free throw percentage record held by Steve Alford of Indiana (.9206, 116-of-126) in 1985.
- Peter Jok broke Iowa's single-game free throw record vs. Indiana, sinking 22-of-23 (Feb. 21).
- Jordan Bohannon sank eight 3-pointers (8-of-10) in Iowa's win at No. 24/24 Maryland. The eight triples are the most by a freshman in a single game in Iowa history and one shy of the single-game school record.
- Senior Peter Jok (76) and freshman Jordan Bohannon (79) are the first Iowa duo to sink 75-or-more 3-pointers in the same season in school history.
- Freshmen Cordell Pemsil, Jordan Bohannon, Tyler Cook, and Isaiah Moss account for 43.8 percent of Iowa's offense. Three of Iowa's top four scorers this season are true freshmen; Tyler Cook is second (11.9), followed by Jordan Bohannon (10.3), and Cordell Pemsil (9.2).
- Peter Jok has scored 30+ points five times this year, a total that ties Washington's Markelle Fultz for the most by a player from a Power 5 conference. Jok ranks sixth among players from Power 5 conferences in scoring (19.8). He also ranks fourth nationally in free throw accuracy (min. 100 free throws made), making 92 percent of his attempts (150-of-163).
- Iowa is 10-1 when allowing 70 points or fewer and 8-2 when committing 12 turnovers or less.

### 2016-17 SCHEDULE/RESULTS

Date	Opponent (TV)	Time
Nov. 11	Kennesaw State	W, 91-74
Nov. 13	Savannah State	W, 116-84
Nov. 17	Seton Hall ^	L, 83-91
Nov. 20	UT Rio Grande Valley	W, 95-67
Nov. 25	vs. #6/7 Virginia #	L, 41-74
Nov. 26	vs. Memphis #	L, 92-100
Nov. 29	at Notre Dame %	L, 78-92
Dec. 3	Omaha	L, 89-98
Dec. 5	Stetson	W, 95-68
Dec. 8	#25/25 Iowa State +	W, 78-64
Dec. 17	vs. Northern Iowa *	W, 69-46
Dec. 20	North Dakota	W, 84-73
Dec. 22	Delaware State	W, 89-57
Dec. 28	at #15/15 Purdue	L, 67-89
Jan. 1	Michigan	W, 86-83 (OT)
Jan. 5	at Nebraska	L, 90-93 (2OT)
Jan. 8	Rutgers	W, 68-62
Jan. 12	#17/19 Purdue	W, 83-78
Jan. 15	at Northwestern	L, 54-89
Jan. 19	#25/25 Maryland	L, 76-84
Jan. 25	at Illinois	L, 64-76
Jan. 28	Ohio State	W, 85-72
Jan. 31	at Rutgers	W, 83-63
Feb. 5	Nebraska	W, 81-70
Feb. 8	at Minnesota	L, 89-101 (2OT)
Feb. 11	at Michigan State	L, 66-77
Feb. 18	Illinois	L, 66-70
Feb. 21	Indiana	W, 96-90 (OT)
Feb. 25	at #24/24 Maryland	W, 83-69
March 2	at #21/22 Wisconsin	W, 59-57
March 5	Penn State	W, 90-79
March 9	vs. Indiana \$	L, 73-95
March 15	South Dakota & (ESPN2)	6:01 p.m.

all times listed are central

^ -- Gavitt Games

# -- Emerald Coast Classic - Niceville, Florida

% -- ACC/Big Ten Challenge

+ -- Iowa Corn Cy-Hawk Series

\* -- The Hy-Vee Classic - Des Moines, Iowa

\$ -- Big Ten Tournament - Washington, D.C.

& -- NIT

### PRONUNCIATION GUIDE

Kirk Speraw.....	SPEAR-awe
Nicholas Baer.....	BAYER
Maishe Dailey.....	MAY-she
Ryan Kriener.....	KREEN-ir
Peter Jok.....	JOCK
Cordell Pemsil.....	PEM-sul
Dom Uhl.....	YULE

### MULTIMEDIA GAME INFORMATION

#### TELEVISION

##### • ESPN2

Kevin Brown (PxP)  
Bryndan Manzer (analyst)

#### MOBILE APPS/ONLINE

##### • WATCHESPN

#### RADIO

##### • Hawkeye Radio Network

Gary Dolphin (PxP)  
Bob Hansen (analyst)

#### LIVE STATISTICS

##### • StatBroadcast

hawkeyesports.com

## INSIDE THE NUMBERS

	IOWA	USD
Scoring Average	80.0	77.7
Scoring Defense	77.7	73.5
Scoring Margin	+2.3	+4.2
FG%	.448	.444
FG% Defense	.443	.429
FT%	.700	.704
3-PT FG%	.371	.340
3-PT FG% Defense	.355	.365
Rebound Margin	-0.3	+1.3
Assists Per Game	17.3	12.1
Turnovers Per Game	13.7	11.8
Steals Per Game	7.5	6.7
Blocks Per Game	3.8	3.4

## MISCELLANEOUS STATS

Double-Figure Scoring Games...					
Player	13-14	14-15	15-16	16-17	Career
Peter Jok	7	11	26	27	71
Tyler Cook	---	---	---	17	17
Jordan Bohannon	---	---	---	15	15
Cordell Pems	---	---	---	15	15
Nicholas Baer	---	---	5	9	14
Dom Uhl	---	1	7	1	9
Isaiah Moss	---	---	---	8	8
Brady Ellingson	---	---	1	6	7
Ahmad Wagner	---	---	1	4	5
Ryan Kriener	---	---	---	2	2
Dale Jones	---	---	1	---	1
Christian Williams	---	---	---	1	1

20-Point Scoring Games...					
Player	13-14	14-15	15-16	16-17	Career
Peter Jok	---	---	11	13	24
Jordan Bohannon	---	---	---	4	4
Brady Ellingson	---	---	1	1	2
Tyler Cook	---	---	---	2	2
Isaiah Moss	---	---	---	1	1

Double-Figure Rebounding Games...					
Player	13-14	14-15	15-16	16-17	Career
Nicholas Baer	---	---	---	5	5
Peter Jok	---	---	---	4	4
Tyler Cook	---	---	---	3	3
Dom Uhl	---	---	1	1	2
Cordell Pems	---	---	---	2	2

Double-Doubles...					
Player	13-14	14-15	15-16	16-17	Career
Peter Jok	---	---	---	4	4
Tyler Cook	---	---	---	2	2
Nicholas Baer	---	---	---	2	2
Dom Uhl	---	---	1	---	1
Cordell Pems	---	---	---	1	1
Jordan Bohannon	---	---	---	1	1

4+ Three-Pointer Games...					
Player	13-14	14-15	15-16	16-17	Career
Peter Jok	---	1	9	8	18
Jordan Bohannon	---	---	---	7	7
Brady Ellingson	---	---	---	2	2
Nicholas Baer	---	---	1	2	3
Dale Jones	---	---	1	---	1
Isaiah Moss	---	---	---	1	1

5+ Assists Games...					
Player	13-14	14-15	15-16	16-17	Career
Jordan Bohannon	---	---	---	18	18
Peter Jok	---	---	---	4	4
Nicholas Baer	---	---	---	2	2
Brady Ellingson	---	---	---	2	2
Isaiah Moss	---	---	---	1	1
Christian Williams	---	---	---	1	1
Ahmad Wagner	---	---	---	1	1
Cordell Pems	---	---	---	1	1
Dom Uhl	---	---	---	1	1

3+ Steals Games...					
Player	13-14	14-15	15-16	16-17	Career
Peter Jok	---	2	5	3	10
Nicholas Baer	---	---	---	7	7
Christian Williams	---	---	---	3	3
Jordan Bohannon	---	---	---	2	2
Dom Uhl	---	---	1	---	1
Ahmad Wagner	---	---	1	---	1
Cordell Pems	---	---	---	1	1
Tyler Cook	---	---	---	1	1
Isaiah Moss	---	---	---	1	1

3+ Blocks Games...					
Player	13-14	14-15	15-16	16-17	Career
Nicholas Baer	---	---	1	5	6
Dom Uhl	---	---	1	1	2
Ryan Kriener	---	---	---	2	2
Ahmad Wagner	---	---	---	1	1
Cordell Pems	---	---	---	1	1

## 2016-17 MARGIN OF VICTORY/DEFEAT

Points	1	2	3	4	5	6	7	8	9	10+	15+	20+
Wins	0	1	1	0	1	2	0	0	0	6	1	6
Losses	0	0	1	1	0	0	0	2	1	4	0	4

### THE SETTING

Iowa (18-14) earned its first-ever No. 1 seed in the National Invitation Tournament and will host eighth-seeded South Dakota (22-11) on Wednesday. Tipoff is scheduled for approximately 6:01 p.m. (CT) on Mediacom Court at Carver-Hawkeye Arena (15,400). The winning team will face the winner of No. 4 seed TCU and fifth-seeded Fresno State in the second round.

Tickets are available for \$20 for adults and \$5 for youth and UI students.



### ON THE AIR

**Radio:** Iowa games in the NIT are broadcast on the Hawkeye Radio Network. Gary Dolphin handles the play-by-play, while Bob Hansen provides expert analysis. The network includes more than 40 stations that blanket the state of Iowa and portions of Illinois, Nebraska, Minnesota, Missouri, and Wisconsin. The Hawkeye Radio Network coverage includes a 60-minute pregame show.

**TV:** Kevin Brown and Bryndan Manzer will call Wednesday's NIT first round game on ESPN2 (WATCHESPN).

### INDIANA OUTGUNS HAWKEYES AT BIG TEN TOURNAMENT

Indiana outscored Iowa, 52-33, in the second half, bouncing the Hawkeyes from the Big Ten Tournament in the second round last Thursday at the Verizon Center in Washington, D.C.

- Iowa had its four-game winning streak snapped in the loss to Indiana. The streak began with a home win over Indiana (Feb. 21) and included two road wins over top-25 teams.
- Jordan Bohannon had six or more 3-point field goals for fourth time this season. The six triples tied Iowa's record in a Big Ten Tournament game (Jeff Horner vs. Minnesota, 2006). Bohannon also dished out a personal-best 10 assists, which ties Iowa's Big Ten Tournament record (Horner, 2006 vs. Ohio State).
- Isaiah Moss had a career-best five steals, with his previous high being two. The five steals are the most by a Hawkeye in 32 games this season and tie an Iowa record in the Big Ten Tournament (Luke Recker, 2002 and Horner, 2006). Moss added 11 points, his scoring high since scoring 19 at Minnesota (Feb. 8). He tallied double figures for the seventh time this season.
- Cordell Pems (14 points, 11 boards) and Jordan Bohannon (24 points, 10 assists) both recorded their first career double-doubles. Bohannon's 24 points tied a personal best.
- Indiana shot 60 percent (35-of-58) from the field, including 60 percent from 3-point range (12-of-20). The Hoosiers made 75 percent (6-of-8) of their 3-point attempts in the second stanza.
- Four Hoosiers scored in double figures: James Blackmon Jr. (23), De'Ron Davis (15), Thomas Bryant (11), and Devonte Green (10).

## 2016-17 IOWA HAWKEYES ROSTER

No.	Name	Pos.	Ht.	Wt.	Yr.	Hometown (High School/College)
0	Ahmad Wagner	F	6-7	235	So.	Yellow Springs, Ohio (Wayne)
1	Maishe Dailey	G	6-6	183	Fr.	Beachwood, Ohio (Beachwood)
3	Jordan Bohannon	G	6-0	182	Fr.	Marion, Iowa (Linn-Mar)
4	Isaiah Moss	G	6-5	205	Fr. <sup>^</sup>	Chicago, Ill. (Simeon)
5	Tyler Cook	F	6-9	253	Fr.	St. Louis, Mo. (Chaminade Prep)
10	Christian Williams	G	6-5	200	So.	Decatur, Ill. (St. Teresa)
11	Charlie Rose	G	6-4	185	Jr.	Elmhurst, Ill. (York Community)
14	Peter Jok	G	6-6	205	Sr.	West Des Moines, Iowa (Valley)
15	Ryan Kriener	F	6-9	247	Fr.	Spirit Lake, Iowa (Spirit Lake)
20	Riley Till	F	6-6	192	Fr.	Dubuque, Iowa (Wahlert)
23	Dale Jones	F	6-7	227	Sr.	Waterloo, Iowa (Waterloo West/Tyler JC, Texas)
24	Brady Ellingson	G	6-4	193	So. <sup>^</sup>	Menomonee Falls, Wis. (Hamilton)
25	Dom Uhl	F	6-9	217	Jr.	Frankfurt, Germany (Point Pleasant Beach, N.J.)
35	Cordell Pems	F	6-8	249	Fr.	Dubuque, Iowa (Wahlert)
51	Nicholas Baer	F	6-7	200	So. <sup>^</sup>	Bettendorf, Iowa (Bettendorf)

Head Coach: Fran McCaffery

Assistant Coaches: Kirk Speraw, Sherman Dillard, Andrew Francis

## HEAD COACH FRAN McCAFFERY

Fran McCaffery, who is signed through the 2020 season, is in his seventh season as the head basketball coach at the University of Iowa and his 20th year overall as a college head coach. McCaffery has reached the 20-win plateau eight of the last 10 seasons, including the last four years.

McCaffery spent five seasons (2005-10) as the head coach at Siena, six years at UNC-Greensboro (1999-2005) and three seasons at Lehigh (1985-88) before joining the Hawkeyes.

McCaffery has three decades of Division I coaching experience. He completed his 34th season as a collegiate coach in 2016, which includes 20 years as a head coach and 14 as an assistant. McCaffery is one of 12 coaches to lead four different Division I teams to the NCAA Tournament.

McCaffery, 57, holds a career mark of 387-277 (.583) and guided his teams to 10 postseason appearances (seven NCAA and three NIT). He is 136-100 (.576) at Iowa. McCaffery has led Iowa to NCAA Tournament victories in each of the past two seasons, the first time Hawkeye teams have won tournament games in consecutive seasons since 1996-97.

Since taking over the Iowa program in 2010, the Hawkeyes have earned five postseason tournament berths (3 NCAA, 2 NIT). McCaffery coached Iowa to 25 victories in 2013, equaling the second-most win total in program history. McCaffery has guided five different Hawkeyes to all-conference honors, including three straight first team honorees. The last time Iowa had three consecutive first-team all-league honorees was 1946-48.

McCaffery has posted upper division finishes in each of the past four seasons at Iowa and 16 of 20 seasons as a head coach. He has posted 20 wins or more eight of the last 10 seasons, including the last four at Iowa (2013, 2014, 2015, and 2016).

McCaffery and the Hawkeyes have made Carver-Hawkeye Arena one of the most feared arenas to play nationally. Fans have embraced McCaffery and his team's style of play with attendance increasing by more than 50 percent since 2010. The Hawkeyes boast a 58-12 home record the last four seasons, which includes a school-record 18 wins in 2014.

McCaffery's five years at Siena were the best in its 70-year history. He led the Saints on an incredible run that ended with three straight Metro Atlantic Athletic Conference championships and NCAA Tournament appearances. In so doing, Siena became the only program in the country to win its regular season and postseason title 2008-10.

McCaffery's Saints owned a 112-51 (.687) record in his five years with the program. He guided the Saints to four consecutive 20-win seasons.

The 2009 MAAC Coach of the Year and 2010 District I Coach of the Year is the third winningest coach, by percentage, in league history (.68-22, .756). He is the only coach to guide a MAAC program to two NCAA Tournament wins. McCaffery led his 2008 and 2009 teams to first round NCAA Tournament victories over Vanderbilt and Ohio State, respectively.

In his final two seasons at Siena, he coached the Saints to back-to-back 27-win campaigns and boasted a combined 39-3 (.929) record against MAAC opponents, which included MAAC Tournament contests.

McCaffery began his coaching career as an assistant at Penn (1982-83) and Lehigh (1983-85). After three seasons as head coach at Lehigh, he spent 11 seasons as an assistant at Notre Dame (1988-99).

McCaffery played basketball at Wake Forest his freshman year (1977-78) and then concluded his collegiate playing career at Penn his final three seasons (1979-82).

He earned his B.S. degree in Economics from The Wharton School (Penn) in 1982. McCaffery also earned a Master of Education from Lehigh in 1985.

### COACHING HONORS

NABC District I Coach of the Year, 2009-10  
MAAC Coach of the Year, 2008-09

### HEAD COACHING EXPERIENCE

Lehigh (1985-88): .....49-39 (.557); 8-6 (.571) League  
UNC-Greensboro (1999-05).....90-87 (.508); 49-47 (.510) League  
Siena (2005-10) .....112-51 (.687); 68-22 (.756) League  
Iowa (2010-present): .....136-100 (.576); 64-62 (.508) League



## THE McCAFFERY FILE

**Born:** May 23, 1959  
**Hometown:** Philadelphia, Pa.  
**High School:** LaSalle, 1977  
**College:** B.S. in Economics, The Wharton School (Penn), 1982  
Master of Education, Lehigh, 1985  
**Family:** Wife, Margaret  
Sons, Connor, Patrick and Jonathan Francis  
Daughter, Marit Katherine  
Brother, Jack (sportswriter in Philadelphia area)

### Coaching Honors

MAAC Coach of the Year, 2009  
NABC District I Coach of the Year, 2009-10

### Coaching History (30 years)

1982-83 Assistant Coach, Penn  
1983-85 Assistant Coach, Lehigh  
1985-88 Head Coach, Lehigh  
1988-99 Assistant Coach, Notre Dame  
1999-05 Head Coach, UNC-Greensboro  
2005-10 Head Coach, Siena  
2010-present Head Coach, University of Iowa

### Coaching Chart

Overall (21 seasons): 387-277 (.583)  
At Iowa (seven seasons): 136-100 (.576)  
At Siena (five seasons): 112-51 (.688)  
At UNCG (six seasons): 90-87 (.508)  
At Lehigh (three seasons): 49-40 (.551)  
NCAA Tournament (eight appearances\*): 4-8  
NIT (three appearances): 5-3

*\*McCaffery is the first coach to bring three different programs from one-bid leagues to the NCAA Tournament (conferences that sent just one team the year his program advanced).*

### McCaffery in Postseason Play

1988 NCAA Tournament -- Lehigh  
1989 NCAA Tournament -- Notre Dame  
1990 NCAA Tournament -- Notre Dame  
1992 NIT -- Notre Dame  
1997 NIT -- Notre Dame  
2001 NCAA Tournament -- UNC-Greensboro  
2002 NIT -- UNC-Greensboro  
2008 NCAA Tournament -- Siena  
2009 NCAA Tournament -- Siena  
2010 NCAA Tournament -- Siena  
2012 NIT -- Iowa  
2013 NIT -- Iowa  
2014 NCAA Tournament -- Iowa  
2015 NCAA Tournament -- Iowa  
2016 NCAA Tournament -- Iowa  
2017 NIT -- Iowa

### Playing Experience

Wake Forest, 1977-78  
Penn, 1979-82

## 2016-17 BIG Standings/Schedule

Team	Big Ten	Pct.	Overall	Pct.
Purdue	14-4	.778	25-7	.782
Maryland	12-6	.667	24-8	.750
Wisconsin	12-6	.667	25-9	.735
Minnesota	11-7	.611	24-9	.727
Michigan State	10-8	.556	19-14	.576
Northwestern	10-8	.556	23-11	.676
Michigan	10-8	.556	24-11	.686
<b>IOWA</b>	<b>10-8</b>	<b>.556</b>	<b>18-14</b>	<b>.563</b>
Illinois	8-10	.444	18-14	.563
Indiana	7-11	.389	18-15	.545
Ohio State	7-11	.389	17-15	.531
Penn State	6-12	.333	15-18	.455
Nebraska	6-12	.333	12-19	.387
Rutgers	3-15	.167	15-18	.455

### Tuesday, March 14 -- NIT

Valparaiso at Illinois, 6:15 p.m. (ESPN2)

Indiana at Georgia Tech, 8 p.m. (ESPN)

### Wednesday, March 15 -- NIT

South Dakota at Iowa, 6 p.m. (ESPN2)

### Thursday, March 16 -- NCAA Tournament

Middle Tennessee State vs. Minnesota, 3 p.m.

Vanderbilt vs. Northwestern, 3:30 p.m.

Xavier vs. Maryland, 5:50 p.m.

Vermont vs. Purdue, 6:30 p.m.

Virginia Tech vs. Wisconsin, 8:40 p.m.

### Friday, March 17 -- NCAA Tournament

Oklahoma State vs. Michigan, 11:15 a.m.

Miami vs. Michigan State, 8:20 p.m.

All times are central

## National Rankings

### AP Poll

#### March 13

- Villanova
- Gonzaga
- Kansas
- Arizona
- Kentucky
- North Carolina
- Duke
- UCLA
- Oregon
- Louisville
- SMU
- Baylor
- West Virginia
- Notre Dame
- Purdue
- Florida State
- Iowa State
- Cincinnati
- Wichita State
- Florida
- Butler
- Saint Mary's
- Michigan
- Virginia
- Wisconsin

### USA Today Poll

#### March 13

- Villanova
- Gonzaga
- Kansas
- Arizona
- Kentucky
- UCLA
- Duke
- North Carolina
- Oregon
- Louisville
- Baylor
- West Virginia
- SMU
- Notre Dame
- Purdue
- Cincinnati
- Florida
- Florida State
- Wichita State
- Iowa State
- Saint Mary's
- Wisconsin
- Virginia
- Butler
- MTSU

## 2016-17 IOWA CAPTAINS

Iowa captains are seniors Peter Jok and Dale Jones.

### IOWA NIT HISTORY

This marks Iowa's eighth appearance in the NIT. Iowa also appeared in the 1995, 1998, 2002, 2003, 2004, 2012, and 2013 tournaments. The Hawkeyes' best finish in the NIT was its last appearance in 2013, losing to Baylor in the championship game in New York City.

The Hawkeyes have played 16 games all-time in the postseason NIT and hold a record of 9-7. Ten of its 16 NIT games have been decided by nine points or less. The Hawkeyes are 5-2 in NIT games under Fran McCaffery (2012 and 2013).

Iowa is 6-4 in home games in the NIT, dating back to its first contest, a 73-71 win over Temple in 1990. The Hawkeyes are 3-0 in home NIT contests under McCaffery.

In 2013, the Hawkeyes posted home wins over Indiana State (68-62) and Stony Brook (75-63). Iowa then registered a road win at Virginia in the quarterfinals (75-64) before beating Maryland (71-60) in the semifinals in New York City. Iowa lost to Baylor (74-54) in the title game.

In 2012, Iowa beat Dayton in the first round in Iowa City (84-75), but lost at Oregon in the second round (108-97).

Iowa players have posted double-doubles seven times in the NIT, two by Aaron White: 25 points and 11 rebounds versus Dayton in 2012 and 11 points and 13 rebounds against Indiana State in 2013. White's 13 boards against the Sycamores set a new Iowa NIT record.

Devyn Marble had one of his best games as a Hawkeye at Oregon in 2012, scoring a career-high 31 points. Marble's 31 points are the most ever by a Hawkeye in an NIT game and the most in a postseason contest since Ed Horton netted 32 against NC State in the second round of the 1989 NCAA Tournament. Marble was 7-of-8 (.875) from 3-point range. The seven triples are the most ever by an Iowa player in any postseason game.

### 4 HAWKEYES EARN ALL-BIG TEN RECOGNITION

Peter Jok was named first-team All-Big Ten by both conference head coaches and media. Nicholas Baer was voted the Big Ten Sixth Man of the Year by the head coaches, while Jordan Bohannon and Tyler Cook were both voted to the Big Ten All-Freshman Team by the coaches. Baer was also named Iowa's men's basketball Sportsmanship Award recipient. Iowa is the only Big Ten team with two players named to the All-Big Ten Freshman Team; this year is the first time in program history that the Hawkeyes had two players on the Big Ten All-Freshman Team (honor began in 2003).

Jok is the fourth Hawkeye to earn All-Big Ten first team accolades the last four seasons, joining Roy Devyn Marble (2014), Aaron White (2015), and Jarrod Uthoff (2016). It marks the second time in program history that Iowa has had at least one player on the first-team all-league team four consecutive seasons: Herb Wilkinson (1945-47), Clayton Wilkinson (1946), and Murray Wier (1948).

### FINISHING STRONG

Iowa won four straight games to end the regular season. The Hawkeyes ranked among the best in the league over the last half (nine games) of conference play: Purdue (8-1), Minnesota (8-1), Iowa (6-3), Michigan (6-3).

Furthermore, Iowa posted a 3-2 record against the top three teams in the Big Ten standings (Purdue, Wisconsin, and Maryland). The Hawkeyes beat each of those three teams once, including recording road victories at No. 24 Maryland (83-69) and No. 21 Wisconsin (59-57).

### IOWA HAD WINS OVER CONFERENCE TOURNAMENT CHAMPIONS

Iowa posted wins over three conference tournament champions this year: Iowa State (78-64) on Dec. 8; North Dakota (84-73) on Dec. 20; and Michigan (86-83, OT) on Jan. 1.

### IOWA HISTORY

Iowa has played 2,738 games since beginning basketball in 1902. Iowa's overall record is 1,611-1,127 (.588). Iowa's 1,611 wins are 39th most among Division I programs. That includes a 1,029-359 (.741) record in home games, a 578-765 (.430) record in contests away from Iowa City, a 762-765 (.499) mark in Big Ten games and a 434-133 (.765) record in Carver-Hawkeye Arena.



### **BOHANNON NAMED BIG TEN FRESHMAN OF THE WEEK**

Point guard Jordan Bohannon was named Big Ten Freshman of the Week by the conference office on March 6. Bohannon led Iowa to victories over No. 21 Wisconsin (59-57) and Penn State (90-79). The native of Marion, Iowa, averaged 11 points, five assists, 2.5 rebounds, and 2.5 3-pointers made in the two games.

Bohannon sank the game-winning 3-pointer with nine seconds remaining at 21st-ranked Wisconsin (March 2). The win was just Iowa's fourth ever victory at the Kohl Center and first since 2011.

In Iowa's home win over Penn State (March 5), Bohannon tallied 11 points and five assists. The win capped a season-best four-game Big Ten win streak for Iowa to close the regular season.

Bohannon is the only Division I freshman in the country this season, and one of only 10 rookies the last 25 years, with 150-or-more assists and 75-plus 3-point field goals.

The honor is the second of the season for Bohannon and marks the fifth time a Hawkeye men's basketball player has earned weekly praise by the Big Ten Conference. Peter Jok was named Player of the Week on Nov. 21 and Dec. 12; Isaiah Moss was tabbed Freshman of the Week on Dec. 12, and Bohannon previously earned freshman laurels on Feb. 6.

### **JORDAN CLIMBING THE BOHANNON 3-POINT CHART**

Jordan Bohannon, who is the youngest of four brothers who played collegiate basketball, trails only his brother Matt in most 3-pointers made in a season by a Bohannon. Matt made 93 triples last year for Northern Iowa. Jordan is second (79), followed by Jason, who sank 68 for Wisconsin during the 2009-10 season.

Bohannon has made 79-of-198 (.399) from 3-point range this season. The percentage trails only Brady Ellingson on the team, with Ellingson attempting 133 fewer shots (32-of-65, .492). Bohannon's 79 triples leads the team by three over senior Peter Jok (76).

### **LAST MEETING**

Four Hawkeye starters scored in double figures en route to an 87-63 win over South Dakota on Dec. 4, 2012, in Iowa City.

- Aaron White led the Hawkeyes with 21 points, followed by Roy Devyn Marble (14), Mike Gesell (12), and Adam Woodbury (10).
- While Iowa had the edge in the frontcourt, South Dakota outscored the Hawkeyes from 3-point range. The Coyotes were 9-of-22 (.409) from long distance, while Iowa was 2-of-16 (.125).

### **IOWA SIGNS 2 PREP STANDOUTS**

Luka Garza and Jack Nunge have signed a National Letter of Intent to attend the University of Iowa in 2017.

Garza is a 6-foot-11, 240-pound forward from Maret School in Washington, D.C. Garza is a two-time first team All-DC, all-conference and second team Washington Post All-Met honoree. He scored more than 1,000 points and grabbed over 600 rebounds his first three years. Garza averaged 25.5 points, 12.6 rebounds, and 2.6 blocks as a junior, and 19.8 points and 9.8 rebounds his sophomore campaign. He helped Maret earn back-to-back conference championships (22-8 in 2014 and 22-5 in 2015). He was recognized as the 2014-15 Washington Post All-Met Most Improved Player. Garza averaged 11.3 points (54% FG, 36% 3-pt FG) and 6.5 rebounds last year in the EYBL.

Nunge is also 6-foot-11 and weighs 220 pounds. He hails from Newburgh, Indiana and attends Castle High School. Nunge earned first-team All-SIAC, IBCA Supreme 15 Underclassmen, and Indiana All Star-Core 6 honors following his junior campaign. He posted a team-best 18 double-doubles, and averaged 19.3 points (FG%: 57%, 3-pt FG%: 43%, FT%: 81%), 11.4 rebounds, and 3.7 blocks per game his junior season. He was named team Most Valuable Player in 2016. A two-time team captain, he tallied 35 points and 25 rebounds against Bosse High School, and 35 points and 22 rebounds versus Harrison High School his junior season. Nunge also excels in the classroom, boasting a 3.97 grade point average, ranks 20th in his class, and earned the Scholastic "C" Award. He is a member of the National Honor Society and Student Council. He played with the Pocket City AAU basketball team.

- Iowa's defense forced 18 South Dakota turnovers, scoring 23 points after the Coyote miscues.
- Iowa outrebounded the Coyotes by 19 (50-31) and had the edge in second-chance opportunities, scoring 24 points after snagging 20 offensive rebounds. The Hawkeyes scored 54 paint points, compared to 14 for South Dakota.
- South Dakota forward Tyler Flack, who is currently a senior on this year's team and was a freshman in 2012, started this contest and contributed five points, seven rebounds, and denied two shots.

### **LAST FIVE GAMES STATISTICS**

#	Player	gp-gs	min	avg	Total			3-Point		F-Throw		Rebounds				pf	dq	a	to	blk	stl	pts	avg
					fg-fga	fg%	3fg-fga	3fg%	ft-fa	ft%	off	def	tot	avg									
14	Jok, Peter	5-5	158	31.6	21-55	.382	10-26	.385	32-34	.941	3	12	15	3.0	9	0	9	13	1	4	84	16.8	
03	Bohannon, Jordan	5-5	157	31.4	23-51	.451	20-40	.500	13-14	.929	1	8	9	1.8	8	0	31	16	0	6	79	15.8	
05	Cook, Tyler	5-5	129	25.8	24-47	.511	0-0	.000	15-23	.652	9	31	40	8.0	16	0	4	10	5	4	63	12.6	
51	Baer, Nicholas	5-0	128	25.6	21-37	.568	14-22	.636	2-4	.500	10	14	24	4.8	7	0	7	3	2	8	58	11.6	
35	Pemsl, Cordell	5-0	99	19.8	21-30	.700	0-0	.000	9-12	.750	11	14	25	5.0	15	0	4	8	1	3	51	10.2	
04	Moss, Isaiah	5-5	78	15.6	9-29	.310	2-8	.250	0-1	.000	0	7	7	1.4	3	0	7	6	2	7	20	4.0	
10	Williams, Christian	5-0	61	12.2	6-11	.545	0-1	.000	2-6	.333	1	7	8	1.6	2	0	9	1	0	3	14	2.8	
00	Wagner, Ahmad	5-4	75	15.0	6-13	.462	0-0	.000	1-2	.500	10	4	14	2.8	8	0	4	3	0	4	13	2.6	
24	Ellingson, Brady	5-0	59	11.8	4-16	.250	4-12	.333	0-0	.000	1	6	7	1.4	2	0	7	2	0	1	12	2.4	
23	Jones, Dale	2-1	9	4.5	1-5	.200	1-5	.200	0-0	.000	1	0	1	0.5	4	0	0	1	0	0	3	1.5	
15	Kriener, Ryan	5-0	36	7.2	2-4	.500	0-0	.000	0-0	.000	2	2	4	0.8	5	0	2	4	3	2	4	0.8	
01	Dailey, Maishe	1-0	2	2.0	0-0	.000	0-0	.000	0-0	.000	0	0	0	0.0	0	0	0	0	0	0	0	0.0	
25	Uhl, Dom	5-0	34	6.8	0-3	.000	0-2	.000	0-0	.000	1	5	6	1.2	4	0	1	3	0	0	0	0.0	
Team																							
Total.....		5	1025		138-301	.458	51-116	.440	74-96	.771	59	118	177	35.4	84	0	85	71	14	42	401	80.2	
Opponents.....		5	1025		147-308	.477	47-134	.351	49-73	.671	55	118	173	34.6	100	5	85	78	25	37	390	78.0	

## IOWA IN BIG TEN STATISTICS

Category	All Games		Conf Only		NCAA	
	Stat	Rank	Stat	Rank	Stat	Rank
Steals	7.5	1st	7.9	1st	7.5	41st
Assists	17.3	2nd	16.9	1st	17.3	8th
Scoring Offense	80.0	3rd	77.0	2nd	80.0	39th
3-Pt. FG Per Game	8.6	4th	8.0	5th	8.6	76th
Assist/TO Ratio	1.3	5th	1.2	6th	1.3	47th
3-Pt. Field Goal %	.371	5th	.374	6th	.371	74th
Turnover Margin	+0.8	6th	+1.0	5th	+0.8	126th
Blocked Shots	3.8	8th	3.6	9th	3.8	111th
Free Throw %	.700	8th	.711	6th	.700	180th
3-PT FG Defense	.355	9th	.351	8th	.355	210th
Field Goal %	.448	9th	.435	7th	.448	151st
Scoring Margin	+2.3	10th	-0.9	8th	+2.3	153rd
Rebound Margin	-0.3	12th	-1.3	11th	-0.1	211th
FG% Defense	.443	12th	.458	12th	.443	202nd
Scoring Defense	77.7	14th	77.9	13th	77.7	293rd

Category	Player	All Games		NCAA	
		Stat	Rank	Stat	Rank
FG%	Cordell Pemsl	.622	1st	.622	22nd
	Tyler Cook	.523	15th	---	---
Rebounding	Nicholas Baer	5.8	18th	5.8	---
	Peter Jok	19.8	1st	19.8	40th
Scoring	Tyler Cook	12.0	T-30th	---	---
	Jordan Bohannon	4.7	T-4th	4.7	70th
Assists	Jordan Bohannon	4.7	T-4th	4.7	70th
3-point FG%	Brady Ellingson	.492	1st	.492	14th
Steals	Nicholas Baer	1.4	T-5th	1.5	177th
	Peter Jok	1.1	T-13th	1.1	---
3-pointers	Peter Jok	2.5	T-3rd	2.5	83rd
	Jordan Bohannon	2.5	T-3rd	2.5	98th
FT%	Peter Jok	.920	1st	.920	4th
Blocked Shots	Nicholas Baer	1.2	11th	1.2	157th
Assist/TO Ratio	Jordan Bohannon	2.1	7th	2.1	88th

### SCOUTING SOUTH DAKOTA

- South Dakota (22-11, 12-4) won the Summit League regular season title before being upset by South Dakota State (74-71) in the league tournament. South Dakota had won seven straight before the tournament loss. The Coyotes' RPI is 116th.
- South Dakota and Iowa played two common opponents, Omaha and Nebraska. South Dakota split two games with Omaha, while Omaha won in Iowa City (98-89). Iowa split two games with Nebraska, while the Huskers defeated South Dakota, 73-61, in Lincoln.
- South Dakota averages 25 free throw attempts per game, one of six teams nationally to average that total or more (South Dakota averages 18 makes per game).
- South Dakota head coach Craig Smith is the Summit League Coach of the Year. Smith, who is in his third year at South Dakota (53-45, .541), is a member of Tim Miles' coaching tree, having served as an assistant for Miles at four schools -- Mayville State, North Dakota State, Colorado State, and Nebraska.
- Two South Dakota players (Matt Mooney and Tyler Flack, were named first team all-conference. Mooney ranks 14th in the country in steals per game (2.2) and 77th in scoring (18.5).
- South Dakota's roster includes Trey Dickerson, who began his college career at Iowa. Dickerson was named to the Summit League All-Newcomer team. Dickerson averaged 2.7 points, 1.2 assists and 0.5 rebounds in 15 games for Iowa in 2014-15.
- Tyler Flack is the lone senior on the South Dakota roster. Flack played against the Hawkeyes in the Coyotes' 87-63 loss in Iowa City in 2012. Flack has scored over 900 career points and has over 500 career rebounds.

### ALL-TIME SERIES RECORDS

Wednesday will be the 12th meeting all-time between Iowa and South Dakota, will every meeting taking place in Iowa City. Iowa won the most recent meeting, 87-63, on Dec. 4, 2012.

The Hawkeyes have averaged a 23.1 margin of victory over the Coyotes in the previous 11 meetings; only two games were decided by single digits (35-34 on Jan. 31, 1938 and 35-30 on Jan. 30, 1939).

### DOUBLE TROUBLE

Prior to this season, two Iowa freshmen scored 20+ points in the same game only twice in program history: Dick Ives (43) and David Danner (32) versus Chicago on Feb. 5, 1944 and Ronnie Lester (20) and Larry Olsthoorn (20) versus Michigan on Jan. 17, 1977.

Iowa has accomplished the feat twice this season. First by rookie duos Cordell Pemsl (21) and Isaiah Moss (21) versus Stetson. Jordan Bohannon (24) and Tyler Cook (21) became the fourth Hawkeye duo to accomplish the feat -- first to do so in a road game -- in school history at Maryland (Feb. 25).

### BENCH SQUAD

Iowa's bench has played a pivotal part of its success this season. In 32 games, Hawkeye reserves average 24.9 points per game. During Iowa's four-game win streak to end the regular season, the bench averaged 31.3 points per contest.

### HAWKEYE FASTBREAKS

- Iowa has scored 90 points or more eight times this season.
- Iowa has won 44 of its last 47 nonconference home games, dating back to 2012.
- Iowa was 4-1 in Big Ten regular season rematch games. The Hawkeyes beat Rutgers, Purdue, Nebraska, and Maryland, but lost to Illinois.
- Iowa sank 16 3-pointers in its 83-69 win at Maryland (Feb. 25), which are the most by a Hawkeye team in a Big Ten game in school history. The Hawkeyes are only one of four teams to make 16 triples in a road game against a ranked opponent this season.
- Iowa made 39 free throws against Indiana, a total that ties for third most in a single-game in program history (39 versus Minnesota on Jan. 13, 1993).
- Iowa is 64-12 when scoring 80 points or more, the last seven seasons. The Hawkeyes are 65-2 when holding opponents to fewer than 61 points, the last seven years.
- Peter Jok scored 15 of Iowa's 21 overtime points in Iowa's win over Indiana (Feb. 21). The 15-point effort on overtime was only two points short of the NCAA record for scoring in any OT period. The record of 17 was achieved twice before (Ron Howard of Howard in 2003 and David Hawkins of Temple in 2004).
- Ryan Kriener became the 10th different Hawkeye to have reached double figures in a game this season after netting 14 at Northwestern (Jan. 15).
- Iowa had three players earn weekly praise by the Big Ten. Peter Jok was named Player of the Week on Nov. 21 and Dec. 12, Isaiah Moss was tabbed Freshman of the Week on Dec. 12, and Jordan Bohannon was Freshman of the Week on Feb. 6 and March 5.
- Peter Jok totaled 29 points, six rebounds, and a career-best eight assists vs. No. 17/19 Purdue (Jan. 12). Jok became just the third Big Ten player with at least 29 points, six rebounds, and eight assists in a game versus a ranked foe in the last 20 years (Minnesota's Nate Mason in 2017 and Denzel Valentine of Michigan State in 2016). Additionally, he is the first Hawkeye to post those numbers in any game since Adam Haluska had 31 points, nine assists, and nine rebounds vs. Coppin State in 2006.

## UI ATHLETIC COMMUNICATIONS

S300 Carver-Hawkeye Arena, Iowa City, IA 52242  
[hawkeyesports.com](http://hawkeyesports.com) • [hawkeyebasketball.com](http://hawkeyebasketball.com)

### MBB CONTACT: MATTHEW WEITZEL

office: 319-335-6590 • cell: 319-430-8176

email: [matthew-weitzel@hawkeyesports.com](mailto:matthew-weitzel@hawkeyesports.com)

Twitter: @BigWeitz

## UI IN THE RANKINGS

KenPom .....	69
Sagarin .....	66
BPI .....	78
RPI .....	81

## UI CAREER SCORING

12.	1,525	Andre Woolridge	1995-97
13.	1,522	Don Nelson	1960-62
14.	1,516	Greg Brunner	2003-06
15.	1,502	Jeff Horner	2003-06
16.	1,466	Peter Jok	2013-

## UI CAREER 3-POINT FGM

1.	262	Jeff Horner	2003-06
2.	239	Matt Gatens	2009-12
3.	226	Chris Kingsbury	1994-96
4.	214	Kent McCausland	1996-99
5.	212	Adam Haluska	2005-07
6.	208	Peter Jok	2013-

## UI CAREER 3-POINT FGA

1.	713	Jeff Horner	2003-06
2.	652	Matt Gatens	2009-12
3.	645	Chris Kingsbury	1994-96
4.	582	Adam Haluska	2005-07
5.	555	Peter Jok	2013-

## UI SEASON ASSISTS (FROSH)

1.	151	Jordan Bohannon	2017
2.	140	Jeff Horner	2003

## UI SEASON 3-POINTERS (FROSH)

1.	79	Jordan Bohannon	2016-17
2.	52	Matt Gatens	2008-09

## UI SEASON BLOCKS (SOPH)

1.	79	Greg Stokes	1982-83
2.	40	Erek Hansen	2003-04
3.	39	Nicholas Baer	2016-17

## UI SEASON 3-POINTERS (SENIOR)

1.	92	Luke Recker	2001-02
2.	76	Peter Jok	2016-17

## MOST UI WINS IN 1ST 7 YEARS

1.	152	Tom Davis	1987-93
2.	136	Fran McCaffery	2011-17
3.	135	Steve Alford	2000-06
4.	123	Lute Olson	1975-81

## UI CAREER BIG COACHING WINS

1.	125	Tom Davis	1986-99
2.	92	Lute Olson	1975-83
3.	71	Bucky O'Connor	1950, 52-58
4.	69	Rollie Williams	1930-42, 51
5.	64	Fran McCaffery	2010-

- Peter Jok poured in 42 points against Memphis on Nov. 26. The 42 points are the most by a Hawkeye in 40 years and tie for the fourth most in a single-game in program history, tying Bruce King's 42 points against Pittsburgh in 1976.
- Jordan Bohannon sank 8-of-10 (80 percent) from 3-point territory in Iowa's win at Maryland. The eight triples are the most by a freshman in a single game in Iowa history and one shy of the single-game school record.
- Jordan Bohannon was 7-of-15 from long distance at Notre Dame; the 15 attempts tied Justin Johnson for the second most 3-point attempts in a single-game in Iowa history.
- Peter Jok tied a Carver-Hawkeye Arena record against Omaha, making all 12 free throw attempts. The perfect 12-of-12 mark tied Luke Recker (2001 vs. Kansas State), Val Barnes (1992 vs. Ohio State), and Roy Marble (1988 vs. Northern Iowa).
- Iowa played in back-to-back overtime games (Michigan and Nebraska) for the first time since Dec. 25 and Dec. 27, 1984.
- Iowa had two student-athletes tie school Big Ten Tournament records against Indiana on March 9. Isaiah Moss tied the record for steals (5), while Jordan Bohannon tied Jeff Horner's benchmark of assists (10) and 3-point field goals (6).
- Iowa surpassed the century mark for the 97th time in program history with a 116-84 win over Savannah State on Nov. 13. The 116 points equal the seventh most points in a game in school history and are the most points by a Big Ten team this season.
- Iowa posted school records in 3-pointers made (18) and attempted (43) in its victory over Savannah State (Nov. 13).
- Iowa's 14-point win at Maryland (Feb. 25) equaled the Terrapins' largest margin of defeat at home this season (73-59 home loss to Pittsburgh on Nov. 29, 2016).
- Iowa made all 13 of its free throw attempts at No. 15 Purdue on Dec. 28. The last time a Hawkeye team made all of its free throws (min. 10 attempts) was at Virginia (15-of-15) in the NIT quarterfinals on March 27, 2013.
- Peter Jok joined Reggie Evans (twice) and Aaron Fuller as the only Hawkeyes to post 30+ points and 10+ rebounds in a single game the last 20 years. Jok totaled 30 points and 11 rebounds against Seton Hall (Nov. 17). His efforts earned the team captain Big Ten Player of the Week honors on Nov. 21.
- Peter Jok scored 27 points in Iowa's opener versus Kennesaw State. The 27 points are the most by a Hawkeye in an opener since Adam Haluska had 29 vs. The Citadel in 2006.
- Freshman Tyler Cook (10) joined Aaron White as the only two players to grab 10 or more rebounds in their first game as a Hawkeye in the past 20 years.
- Iowa has competed in postseason play the last six years (NCAA 2014-16; NIT 2012-13 and 2017).
- Iowa has won 20 or more games in four straight seasons - its longest streak in 15 years.
- Fran McCaffery has guided Iowa to upper division finishes in the Big Ten in each of the last five seasons. McCaffery has accumulated 17 first division finishes in 21 years as a head coach.

### PEMSL MAKING THE MOST OF HIGH PERCENTAGE SHOTS

Freshman Cordell Pemsal has had a great start to his collegiate career. The native of Dubuque, Iowa, has started 14 games, while coming off the bench 18 times. In 32 total games, Pemsal has scored in double digits 15 times and is averaging 9.2 points and 4.9 rebounds per game, while shooting a Big Ten-best and 22nd-best nationally 62.2 percent (112-of-180) from the field. He scored in double figures in eight of the 14 starts.

Pemsal has scored in double figures in each of Iowa's last three games (at No. 21 Wisconsin, versus Penn State, and versus Indiana).

### FROM DOWNTOWN...

First-team All-Big Ten performer Peter Jok has been shooting the ball extremely well his final two seasons in a Hawkeye uniform. Jok has made 156 3-pointers in 62 total games the last two seasons (2.5 per game).

#### Iowa 3-pointers Made in a 2-year Span:

Chris Kingsbury (1995-96):	182
Jeff Horner (2005-06):	156
Peter Jok (2016-17):	156
Adam Haluska (2006-07):	154



### **HAWKEYES IN OVERTIME**

The Hawkeyes have played four overtime games this season (Michigan, Nebraska, Minnesota, Indiana), two of which were in double overtime (Nebraska, Minnesota); it marks the first time since the 2013-14 season (Xavier, Villanova, Michigan State, and Tennessee)

Iowa is 2-2 in overtime games, winning two in a season for the first time since the 2008-09 season.

### **JOK NAMED FINALIST FOR NATIONAL AWARDS**

Peter Jok is one of five finalists for the Jerry West Shooting Guard of the Year Award and one of 10 finalists for the Senior CLASS Award.

The Jerry West Award recognizes the top shooting guards in Division I men's college basketball, while the Senior CLASS Award recognizes an individual with notable achievements in four areas of excellence: community, classroom, character and competition.

Jok is the Big Ten leading scorer, averaging 19.8 points per game. He has scored 25 points or more 10 times this season, including a career-best 42 against Memphis (Nov. 26). In addition to leading the Big Ten in scoring (19.8), he is fourth nationally (min. 100 free throws made) in free throw accuracy (.920) and tied for third in the league in 3-pointers made per game (2.5).

Jok and his teammates have assisted each spring in the "Iowa Day of Caring" and is on pace to graduate this spring.

### **ROOKIE FLOOR GENERAL**

After having two veteran point guards graduate last spring (Mike Gesell and Anthony Clemmons), Jordan Bohannon has done a fantastic job directing the Hawkeye offense as a freshman. Bohannon ranks first on the team in assists (4.7) and 3-pointers made (79), second in minutes played (28.9), free throw accuracy (.860), and third in scoring (10.3). He has netted 17 or more points in seven games and led the squad in assists a team-best 22 times.

Bohannon had a career night at No. 24 Maryland (Feb. 25), pouring in a game and personal-best 24 points on 8-of-10 shooting from 3-point range. The eight triples are the most by an Iowa freshman in school history and one shy of the school record. He went 11-of-19 (.579) from long distance in road wins over ranked opponents No. 24 Maryland and No. 21 Wisconsin. Bohannon matched his career high with 24 points in Iowa's last outing against Indiana at the Big Ten Tournament. The native of Marion, Iowa, drained a game-best six triples, making his first five attempts.

Bohannon, who is a two-time Big Ten Freshman of the Week honoree (Feb. 6 and March 5), has led the squad in scoring five times.

### **PETER JOK ON PACE TO BECOME BIG TEN SCORING CHAMPION**

Peter Jok is currently averaging 19.8 points per game, Purdue's Caleb Swanigan is second (18.5 ppg).

Jok is on pace to become Iowa's fifth Big Ten scoring champion and first in 10 years.

#### **Iowa Big Ten Scoring Champions**

Murray Wier (1947-48):	21.0 ppg
Chuck Darling (1951-52):	25.5 ppg
Andre Woolridge (1996-97):	20.2 ppg
Adam Haluska (2006-07):	20.5 ppg

### **RECENT GRADUATES PLAYING PROFESSIONAL BASKETBALL**

A number of recent Iowa basketball graduates are playing professionally: Melsahn Basabe (Greece), Anthony Clemmons (Austria), Mike Gesell (Denmark), Jarryd Cole (France), Matt Gatens (NBA D-League: Iowa Energy -- injured), Devyn Marble (Italy), Gabriel Olaseni (Italy), Darius Stokes (Australia), Jarrod Uthoff (NBA Dallas Mavericks: Fort Wayne Mad Ants), Aaron White (Russia), and Adam Woodbury (NBA D-League: Fort Wayne Mad Ants).

### **NOTABLES ON PETER JOK'S HISTORIC FREE THROW EFFORTS**

- Peter Jok's 22 free throw makes versus Indiana on Feb. 21, breaks Don Nelson's 55-year old school record. Nelson's previous record of 21 was also set against Indiana in 1962.
- Peter Jok's 22 free throw makes ties for third most by a player in a single-game in Big Ten history. Indiana's Greg Graham made 26 in 1993; Indiana's Don Schlundt made 25 in 1955, and Indiana's Luke Recker made 22 in 1999.
- Peter Jok's 22 free throw's made are the second most by a player nationally in a game this season (25 by Sindarius Thornwell of South Carolina). Furthermore, the 22 makes tie Xavier Silas (2014) for the third most free throws made in a single-game since 2010 nationally. Teddy Okereafor of Rider (2014) and South Carolina's Sindarius Thornwell (2007) each made 25 in a game.
- On Feb. 21, 2001, Iowa's Reggie Evans attempted a Carver-Hawkeye Arena record 22 free throws versus Purdue; 16 years later -- also on Feb. 21 -- Peter Jok breaks the record by attempting 23 foul shots against the Hoosiers.
- Not only did Jok's 22 free throws made establish a new school record, but it shattered the previous Carver-Hawkeye Arena record of 16 by Adam Haluska (2007) and Reggie Evans (2001).
- Peter Jok currently ranks fourth nationally in free throw percentage (.920) with a minimum of 3.0 makes per game.
- Peter Jok is on pace to break Iowa's and the Big Ten's single-season free throw percentage record currently held by Matt Gatens (.904 in 2009) and Steve Alford (.921 in 1985), respectively. He is also on pace to break Iowa's career percentage mark currently being held by Luke Recker (.873, 185-of-212). Jok's career percentage is at 88.4 percent and he has taken 134 more free throws than Recker.
- Peter Jok tied a Carver-Hawkeye Arena record against Omaha on Dec. 3, making all 12 free throw attempts. The perfect 12-of-12 mark tied Luke Recker (2001 vs. Kansas State), Val Barnes (1992 vs. Ohio State), and Roy Marble (1988 vs. Northern Iowa).

### **A CLOSER LOOK AT IOWA'S FRESHMEN PRODUCTION**

- Iowa's six freshmen account for 48.1 percent of Iowa's offense, besting Iowa's 1943-44 freshmen who averaged 40.7 points.
- Iowa freshmen have scored in double figures a program-best 56 times this season, besting the 1997-98 squad (42).
- For the first time in program history, Iowa has had four freshmen score at least 20 points in a game: Tyler Cook (24 vs. Seton Hall; 21 at Maryland); Jordan Bohannon (24 at Maryland; 23 at Notre Dame; 24 vs. Indiana); Isaiah Moss (21 vs. Stetson); Cordell Pemsil (21 vs. Stetson).
- For the first time in school history, Iowa has had five freshmen reach double figures in scoring in a game throughout the season: Tyler Cook, Jordan Bohannon, Cordell Pemsil, Ryan Kriener, and Isaiah Moss.
- Iowa freshmen have accumulated 90 combined starts this season, which is the most in program history.
- Iowa rookies this season combine to average 15.2 rebounds per game, second behind the 2000-01 squad (16.3 rpg).



**PETER JOK SCORCHING THE NETS**

Peter Jok is a first-team All-Big Ten honoree and USBWA All-District VI selection. Jok scorched the nets for 42 points against Memphis and 33 against Omaha on Dec. 3. Jok nearly had a triple-double against Stetson (15 points, 8 rebounds, 7 assists) and a double-double against No. 25/25 Iowa State (23 points and nine rebounds).

Jok has been recognized as the Big Ten Player of the Week twice this season (Nov. 21 and Dec. 12). He averaged 28.5 points, six rebounds, two steals, and two assists against Seton Hall and UTRGV for the Nov. 21 award. Jok averaged a team-best 19 points, 8.5 rebounds, and five assists in contests versus Stetson and No. 25 Iowa State for the Dec. 12 distinction.

Jok has had free throw streaks of 28, 27, 26, and 25 the last two seasons. His free throw percentage (.9202, 150-of-163) is closing in on the Big Ten single-season free throw percentage record held by Steve Alford of Indiana (.9206, 116-of-126) set in 1985. His 88.4 percent free throw percentage currently ranks third-best in Big Ten history behind Steve Alford (.898, 1983-87) and Joe Crispin (.885, 1997-01).

Jok ranks 40th nationally in points per game (19.8), fourth in free throw accuracy (.920), and 83rd in 3-pointers made per contest (2.5). His 19.8 scoring average is sixth among players from Power 5 conferences. Jok has scored 25 points or more 10 times this year, which ties for 16th nationally.

Jok is the first Hawkeye with five 30-point games in a season since Adam Haluska (5) in 2006-07.

Jok has made 208 career 3-pointers, which are the sixth most in program history. He is five triples from surpassing Adam Haluska (2005-07) for fifth place with 212.

**NOT YOUR AVERAGE BAER**

Sophomore Nicholas Baer was voted the 2017 Big Ten Sixth Man of the Year by league head coaches. He is the only Division I men’s basketball player this season to amass 235+ points, 35+ blocked shots, 45+ steals, and 40+ 3-pointers. Furthermore, he is one of only two Big Ten players to accomplish the feat over last 20 years, joining Michigan State’s Draymond Green (2012).

Baer ranks first on the squad in blocks (1.2), steals (1.4), and rebounding (5.8), and is third in assists (1.8).

Baer’s 39 blocked shots ranks third best in a single-season by an Iowa sophomore, one rejection behind Ereik Hansen (40) for second.

Baer is tied for fifth in the Big Ten in steals (1.4) and is 11th in rejections (1.2). The native of Bettendorf, Iowa, has led the team in steals a team-best 12 times this year, being credited with three steals or more in a game a team-best seven times.

Baer has posted two double-doubles this season: versus Northern Iowa (11 points, 11 boards) and versus Penn State (20 points, 10 rebounds). The 20 points against the Nittany Lions in the regular season finale are a career best.

**IOWA’S 2016-17 STATISTICAL COMPARISONS**

	All Games	Big Ten	Home Games	Away Games	Iowa Wins	Iowa Losses
Record	18-14	10-8	14-4	4-10	18-0	0-14
Points	80.0	77.0	86.2	72.0	85.1	73.4
Opp. Pts	77.7	77.9	75.8	80.1	69.8	87.8
FG%	.448	.435	.471	.419	.487	.400
FG Def.	.443	.458	.422	.471	.397	.503
3-PT%	.371	.374	.383	.356	.419	.317
3-pt. Def.	.355	.351	.338	.383	.307	.425
FT%	.700	.711	.697	.706	.689	.716
REB	38.4	37.3	40.2	36.1	39.7	36.7
AST	17.3	16.9	18.7	15.6	19.0	15.2
TO	13.7	13.7	13.4	14.1	13.1	14.5
STL	7.5	7.9	7.6	7.5	7.7	7.4
BLK	3.8	3.6	4.6	2.9	4.1	3.5

**RECENT BIG TEN SUCCESS**

Below is a list of conference wins the last three years and four years. The Hawkeyes rank high in both breakdowns.

**Last 3 Years (2015-17)**

1. Wisconsin ..... 40
2. Purdue ..... 38
3. Maryland ..... 38
4. Michigan State ..... 35
5. **IOWA ..... 34**
6. Indiana ..... 31
7. Ohio State ..... 29
8. Michigan ..... 28
9. Northwestern ..... 24
10. Illinois ..... 22
11. Minnesota ..... 19
12. Nebraska ..... 17
13. Penn State ..... 17
14. Rutgers ..... 6

**Last 4 Years (2014-17)**

1. Wisconsin ..... 52
2. Michigan State ..... 47
3. **IOWA ..... 43**
4. Michigan ..... 43
5. Purdue ..... 43
6. Ohio State ..... 39
7. Indiana ..... 38
8. Northwestern ..... 30
9. Illinois ..... 29
10. Nebraska ..... 28
11. Minnesota ..... 27
12. Penn State ..... 23

**COACHING EXPERIENCE**

Fran McCaffery has the most experienced coaching staffs in the country. The Iowa men’s basketball staff has 57 years of combined collegiate head coaching experience and more than 125 years of collegiate coaching under their belts. Listed below are the number of years of head coaching experience on the Iowa staff.

Coach	Years
Fran McCaffery	20 years
Kirk Speraw	20 years
Sherman Dillard	10 years
Andrew Francis	2 years
Al Seibert	5 years

**NICHOLAS BAER PLAYED OVERSEAS IN AUGUST**

Nicholas Baer averaged 8.5 points, 8.3 rebounds, and two steals in four games (3-1) overseas on the USA East Coast All-Star Team.

This marked the sixth consecutive year that a Hawkeye traveled overseas with the USA East Coast basketball team. In 2011, Matt Gatens and Bryce Cartwright traveled overseas; Zach McCabe went in 2012; Jarrod Uthoff was on the roster in 2013; Mike Gesell and Adam Woodbury competed in 2014; while Dom Uhl traveled with the team in 2015.

### **HAWKEYES SWEEP BIG TEN WEEKLY HONORS**

Peter Jok and Isaiah Moss were named Big Ten Player of the Week and Freshman of the Week, respectively, on Dec. 12. It marked the first time Iowa swept the weekly men's basketball accolades (weekly freshman honors began in 2010).

Jok collected the third Big Ten weekly honor of his career and second this season. Jok helped lead the Hawkeyes to a pair of victories over Stetson (95-68) and No. 25 Iowa State (78-64). He averaged a team-best 19 points, 8.5 rebounds, and five assists in the two contests.

In Iowa's upset over 25th-ranked Iowa State, Jok lead all scorers and rebounders with 23 points and nine rebounds. Against Stetson, the team captain flirted with a triple-double recording 15 points, eight rebounds, and dishing out a career-high seven assists without committing a turnover.

Moss (6-5, 205 pounds) earned his first conference weekly recognition after averaging 17.5 points and five rebounds in Iowa's two victories. The native of Chicago scored nine of his 14 points in the second half to help Iowa upend the 25th-ranked Cyclones.

Moss tallied personal bests in scoring (21), steals (2), and rebounds (6) in the Hawkeyes' triumph over Stetson. The shooting guard shot at a 50 percent clip from 3-point range in the two games (6-of-12), including going 5-of-8 (62.5 percent) from long distance against the Hatters.

### **IOWA VS. RANKED TEAMS**

The Hawkeyes were 4-3 against ranked opponents in 2016-17.

Below are Iowa's most recent results versus nationally-ranked opponents:

<b>At Home:</b>	84-76 loss to 25th-ranked Maryland, 1/19/17 83-78 win over 17th-ranked Purdue, 1/12/17 78-64 win over 25th-ranked Iowa State, 12/8/16 83-71 win over 22nd-ranked Purdue, 1/24/16
<b>On the Road:</b>	83-70 win over 1st-ranked Michigan State, 12/29/15 59-57 win over 21st-ranked Wisconsin, 3/2/17 83-69 win over 24th-ranked Maryland, 2/25/17 89-67 loss to 15th-ranked Purdue, 12/28/16 83-82 loss to 2nd-ranked Iowa State, 12/10/15
<b>Neutral Court:</b>	76-59 win over 4th-ranked Michigan State, 1/14/16 74-41 loss to 6th-ranked Virginia, 11/25/16 87-68 loss to 6th-ranked Villanova, 3/20/16 68-62 loss to 17th-ranked Notre Dame, 11/27/15 84-61 win over 20th-ranked Wichita State, 11/29/15

### **BAER NOMINATED FOR GOOD WORKS TEAM**

Nicholas Baer is a nominee for the 2017 Allstate NABC Good Works Team.

This prestigious community service award recognizes a distinguished group of student-athletes who have demonstrated a commitment to enriching the lives of others and contributing to the greater good in their communities.

College sports information directors and basketball coaches across the country nominated players who exhibit exceptional leadership skills and an unwavering commitment to volunteerism.

### **IOWA HEADSHOTS AVAILABLE ONLINE**

Up-to-date head shots of all Iowa players and coaches are available on the internet at [pics.hawkeyesports.com](http://pics.hawkeyesports.com).

## **IOWA RECORDS IN NIT GAMES**

### **Individual**

<b>Points</b>	31, Roy Devyn Marble at Oregon, 3/18/12
<b>FG</b>	11, Ryan Bowen vs. Georgia, 3/11/98
<b>FGA</b>	21, Ricky Davis vs. Georgia, 3/11/98
<b>3pt. FG</b>	7, Roy Devyn Marble at Oregon, 3/18/12
<b>3pt. FGA</b>	13, Chris Kingsbury vs. Ohio Univ., 3/21/95
<b>FT</b>	13, Chauncey Leslie vs. Georgia Tech, 3/24/03
<b>FTA</b>	15, Chauncey Leslie vs. Georgia Tech, 3/24/03
<b>Rebounds</b>	13, Aaron White vs. Indiana State, 3/20/13
<b>Assists</b>	11, Bryce Cartwright vs. Dayton, 3/13/12
<b>Blocks</b>	4, Ryan Bowen vs. Penn State, 3/23/95
<b>Steals</b>	5, Jim Bartels vs. DePaul, 3/15/95

### **Team**

<b>Points</b>	97 at Oregon, 3/18/12
<b>Pts/Half</b>	51 at Oregon, 3/18/12
<b>FG</b>	37 at Oregon, 3/18/12
<b>FGA</b>	74 vs. Georgia, 3/11/98
<b>FG%</b>	56.9% vs. Dayton, 3/13/12
<b>3pt. FG</b>	10 at Oregon, 3/18/12
<b>3pt. FGA</b>	27 vs. Ohio University, 3/21/95
<b>3pt. FG%</b>	47.1% at Virginia, 3/27/13
<b>FT</b>	24 vs. Georgia Tech, 3/24/03
<b>FTA</b>	31 vs. Georgia Tech, 3/24/03
<b>FT%</b>	100.0% at Virginia, 3/27/13
<b>Rebounds</b>	42 vs. Indiana State, 3/20/13
<b>Assists</b>	24 vs. DePaul, 3/15/95
<b>Blocks</b>	8 vs. Penn State, 3/23/95
<b>Steals</b>	17 vs. Georgia, 3/11/98

# 2017 NATIONAL INVITATION TOURNAMENT



All Games Eastern Time

\*Automatic Qualifiers - Regular Season Conference Champions

# Host Institution



## NIT EXPERIMENTAL RULES

The NIT will utilize the following experimental rules during all Tournament games.

1. **Reset of Shot Clock (Rules 2-11 and 9-11):** The shot clock shall remain the same as when play was interrupted or reset to 20 seconds, whichever is greater, at any time any of the following occurs:
  - a. A personal foul by the defense which results in no free throws and the ball is inbounded in the front court.
  - b. Any technical foul assessed against the defense and the ball is inbounded in the front court.
  - c. The game is stopped for a bleeding player or blood on a uniform and the ball is inbounded in the front court.

Except as specifically set forth above, all the shot provisions of Rules 2-11 and 9-11 shall remain in full force and effect.

2. **Elimination of bonus free throws and resetting of team fouls (Rule 8-2 and Penalty 10-1-c):** There shall be no bonus free throws awarded and team fouls shall be reset to zero as follows:
  - a. Each team is limited to a team total of four personal and/or technical fouls (excluding administrative technical fouls) during each 10-minute segment of each half.
  - b. The first 10-minute segment of each half shall begin when the ball first becomes live to begin the half and shall end when the game clock reads 10:00. The second segment will begin when the game clock reads 9:59 and ends when the half ends.
  - c. When a team has reached the 4-foul limitation, all successive personal/technical fouls (excluding administrative technical fouls) will be penalized by two free throw attempts.
  - d. Each team's foul total shall be reset to zero when any 10-minute segment has ended.
  - e. The rules regarding penalties for fouls in the act of shooting, flagrant fouls, or technical fouls shall not be affected by this experimental rule and shall always result in two free throws unless the rules say specifically otherwise.
  - f. All rules regarding resumption of play remain in full force and effect.
  - g. In any overtime period, when a team has reached a total of three personal and/or technical fouls (excluding administrative technical fouls), all successive personal/technical fouls will be penalized by two free throw attempts.

Other than specifically set forth above, the provisions of Penalty 10-1 remain in full force and effect.

# 51 NICHOLAS BAER

RS-Sophomore • Forward • 6-7 • 200  
Bettendorf, Iowa • Bettendorf HS



## 2016-17 GAME-BY-GAME STATS

Opponent	Date	gs	min	Total		3-Pointers		Free throws		Rebounds				pts	avg						
				fg-fga	pct	3fg-fga	pct	ft-fa	pct	off	def	tot	avg			pf	a	t/o	blk	stl	
KENNESAW STATE	11/11/16	*	26	2-6	.333	2-4	.500	4-4	1.000	0	3	3	3	2	0	0	10	10.0			
SAVANNAH STATE	11/13/16	*	15	3-6	.500	3-5	.600	0-0	.000	1	1	2	2.5	2	6	0	2	9	9.5		
SETON HALL	11/17/16	*	29	2-5	.400	1-3	.333	1-2	.500	2	4	6	3.7	3	2	1	3	6	8.3		
UT RIO GRANDE VALLEY	11/20/16	*	22	3-6	.500	0-3	.000	2-3	.667	2	5	7	4.5	1	3	1	0	3	8.3		
vs Virginia	11/25/16	*	16	1-1	1.000	0-0	.000	2-2	1.000	4	2	6	4.8	3	1	1	0	0	4	7.4	
vs Memphis	11/26/16	*	16	2-3	.667	1-2	.500	0-0	.000	0	1	1	4.2	5	1	0	0	0	5	7.0	
at Notre Dame	11/29/16	*	27	3-10	.300	1-4	.250	1-2	.500	6	6	12	5.3	2	1	0	0	3	8	7.1	
OMAHA	12/03/16	*	25	1-6	.167	1-5	.200	1-3	.333	4	1	5	5.3	4	3	2	4	1	4	6.8	
STETSON	12/05/16		20	2-5	.400	0-1	.000	3-4	.750	2	3	5	5.2	1	2	0	0	1	7	6.8	
IOWA STATE	12/08/16		17	2-4	.500	0-2	.000	6-7	.857	2	6	8	5.5	4	0	0	1	2	10	7.1	
vs Northern Iowa	12/17/16		28	5-11	.455	1-7	.143	0-0	.000	4	7	11	6.0	1	3	2	2	1	11	7.5	
NORTH DAKOTA	12/20/16		22	3-6	.500	2-3	.667	0-0	.000	2	5	7	6.1	3	1	2	2	3	8	7.5	
DELAWARE STATE	12/22/16		9	0-1	.000	0-0	.000	0-0	.000	0	4	4	5.9	3	0	1	1	0	0	6.9	
at Purdue	12/28/16		27	3-6	.500	0-1	.000	1-1	1.000	2	5	7	6.0	1	2	1	0	1	7	6.9	
MICHIGAN	01/01/17		27	4-6	.667	3-4	.750	1-4	.250	3	2	5	5.9	1	1	1	1	1	12	7.3	
at Nebraska	01/05/17		34	2-4	.500	1-3	.333	0-0	.000	2	9	11	6.3	4	2	2	6	0	5	7.1	
RUTGERS	01/08/17		25	2-4	.500	1-2	.500	0-0	.000	3	2	5	6.2	2	1	2	0	3	5	7.0	
PURDUE	01/12/17		19	1-2	.500	0-1	.000	2-4	.500	1	9	10	6.4	3	2	0	1	2	4	6.8	
at Northwestern	01/15/17		18	1-4	.250	1-2	.500	0-0	.000	1	1	2	6.2	3	0	1	0	1	3	6.6	
MARYLAND	01/19/17		30	3-6	.500	1-3	.333	0-1	.000	3	2	5	6.1	0	4	0	2	2	7	6.7	
at Illinois	01/25/17		30	5-10	.500	2-6	.333	0-0	.000	3	4	7	6.1	2	0	1	2	0	12	6.9	
OHIO STATE	01/28/17	*	26	3-9	.333	0-3	.000	0-0	.000	2	6	8	6.2	0	3	0	0	6	6.9		
at Rutgers	01/31/17	*	25	1-6	.167	1-4	.250	0-0	.000	1	4	5	6.2	2	5	0	2	4	3	6.7	
NEBRASKA	02/05/17		24	3-7	.429	1-3	.333	0-0	.000	2	4	6	6.2	2	2	1	3	1	7	6.7	
at Minnesota	02/08/17		30	1-6	.167	0-4	.000	0-1	.000	1	2	3	6.0	1	2	1	2	2	2	6.5	
at Michigan State	02/11/17		22	3-6	.500	3-5	.600	0-0	.000	1	3	4	6.0	4	1	2	0	1	9	6.6	
ILLINOIS	02/18/17		24	3-10	.300	2-7	.286	0-0	.000	2	5	7	6.0	4	2	1	0	1	8	6.7	
INDIANA	02/21/17		35	4-7	.571	2-4	.500	0-1	.000	4	3	7	6.0	2	3	1	2	0	10	6.8	
at Maryland	02/25/17		22	4-7	.571	3-6	.500	0-0	.000	2	0	2	5.9	2	1	0	0	2	11	6.9	
at Wisconsin	03/02/17		27	5-9	.556	4-5	.800	0-0	.000	0	5	5	5.9	1	0	1	0	3	14	7.2	
PENN STATE	03/05/17		23	7-10	.700	4-4	1.000	2-3	.667	4	6	10	6.0	2	2	1	0	2	20	7.6	
vs Indiana	03/09/17		21	1-4	.250	1-3	.333	0-0	.000	0	0	0	5.8	0	1	0	0	1	3	7.4	
Totals			10	761	85-193	.440	42-109	.385	26-42	.619	66	120	186	5.8	71	59	26	39	46	238	7.4

### SEASON / CAREER STATS

#### POINTS

SEASON: 20 vs. PENN STATE (3/5/17)  
CAREER: 20 vs. PENN STATE (3/5/17)

#### REBOUNDS

SEASON: 12 AT NOTRE DAME (11/29/16)  
CAREER: 12 AT NOTRE DAME (11/29/16)

#### ASSISTS

SEASON: 6 vs. SAVANNAH STATE (11/13/16)  
CAREER: 6 vs. SAVANNAH STATE (11/13/16)

#### BLOCKS

SEASON: 6 AT NEBRASKA (1/5/17)  
CAREER: 6, 2X, LAST AT NEBRASKA (1/5/17)

#### STEALS

SEASON: 4 AT RUTGERS (1/31/17)  
CAREER: 4 AT RUTGERS (1/31/17)

#### MINUTES

SEASON: 35 vs. INDIANA (2/21/17)  
CAREER: 35 vs. INDIANA (2/21/17)

#### FIELD GOALS MADE

SEASON: 7 vs. PENN STATE (3/5/17)  
CAREER: 8 vs. TENNESSEE TECH (12/22/15)

#### FIELD GOALS ATTEMPTED

SEASON: 11 vs. NORTHERN IOWA (12/17/16)  
CAREER: 13 vs. VILLANOVA (3/20/16)

#### 3-POINT FIELD GOALS MADE

SEASON: 4, 2X, LAST vs. PENN STATE (3/5/17)  
CAREER: 4, 3X, LAST vs. PENN STATE (3/5/17)

#### 3-POINT FIELD GOALS ATTEMPTED

SEASON: 7, 2X, LAST vs. ILLINOIS (2/18/17)  
CAREER: 7, 2X, LAST vs. ILLINOIS (2/18/17)

#### FREE THROWS MADE

SEASON: 6 vs. IOWA STATE (12/8/16)  
CAREER: 6 vs. IOWA STATE (12/8/16)

#### FREE THROWS ATTEMPTED

SEASON: 7 vs. IOWA STATE (12/8/16)  
CAREER: 7 vs. IOWA STATE (12/8/16)

- Big Ten Sixth Man of the Year
- Only Division I player this year, and one of only two Big Ten players over the last 20 seasons (MSU's Draymond Green in 2012), to amass 235 points, 45 steals, 40 3-pointers, and 35+ blocks in a season
- Poured in a career-best 20 points and grabbed 10 rebounds in Iowa's win over Penn State (March 5) for his second double-double of the season
- Registered double figures in four of the last five games
- Made at least one 3-pointer in 23-of-32 contests this season
- Tied a career best with four 3-pointers made in two of Iowa's last three games (at #21 Wisconsin, vs. Penn State)
- Tied for fifth in the Big Ten in steals (1.4), 11th in blocked shots (1.2), and is 18th in rebounding (5.8)
- Matched a personal best with six blocks to go along with a team-best 11 rebounds at Nebraska (Jan. 5)
- Posted first career double-double versus Northern Iowa (11 points, 11 rebounds) on Dec. 17
- Grabbed 12 rebounds at Notre Dame; the 12 boards are the most by a Hawkeye in a game this year
- Recorded a career-best six assists to go along with 9 points, 2 blocks, 2 steals, and 2 boards vs. Savannah State
- Non-scholarship athlete his first two years on campus before earning a scholarship after the 2015-16 season
- Represented Iowa on USA East Coast All-Stars overseas in August; averaged 8.8 pts and 8.3 rbs in four games

## PRODUCTION TRACKER

	Season	Career
Scored 10+ Points:	9	14
Scored 15+ Points:	1	3
Scored 20+ Points:	1	1
Had 5+ Assists:	2	2
Had 3+ Blocks:	5	6
Had 3+ Steals:	7	7
Made 3+ 3-Pointers:	6	9
Led Team in Scoring:	2	2
Led Team in Rebounding:	12	12
Led Team in Assists:	1	1
Led Team in Steals:	12	12
Led Team in Blocks:	14	20
Double-Double:	2	2



## CAREER STATS

YEAR	G/GS	FG-A	PCT	3-PT	PCT	FT-A	PCT	RB	AVG	PF-FO	AS	TO	BK	ST	PTS	AVG
Fresh.	33/0	61-123	.496	26-66	.394	10-15	.667	85	2.6	49-0	17	17	19	23	158	4.8
Soph.	32/10	85-193	.440	42-109	.385	26-42	.619	186	5.8	71-1	59	26	39	46	238	7.4
<b>TOTALS</b>	<b>65/10</b>	<b>146-316</b>	<b>.462</b>	<b>68-175</b>	<b>.389</b>	<b>36-57</b>	<b>.632</b>	<b>271</b>	<b>4.2</b>	<b>120-1</b>	<b>76</b>	<b>43</b>	<b>58</b>	<b>69</b>	<b>396</b>	<b>6.1</b>

# 3 JORDAN BOHANNON

Freshman • Guard • 6-0 • 182  
Marion, Iowa • Linn-Mar HS



## 2016-17 GAME-BY-GAME STATS

Opponent	Date	gs	min	Total		3-Pointers		Free throws		Rebounds			pf	a	t/o	blk	stl	pts	avg	
				fg-fga	pct	3fg-fga	pct	ft-fa	pct	off	def	tot								avg
KENNESAW STATE	11/11/16	21	21	2-4	.500	2-4	.500	0-0	.000	0	0	0	0	2	2	0	0	6	6.0	
SAVANNAH STATE	11/13/16	21	21	2-8	.250	2-6	.333	0-0	.000	0	2	2	1.0	1	7	1	0	6	6.0	
SETON HALL	11/17/16	19	19	0-2	.000	0-1	.000	3-4	.750	0	3	3	1.7	2	4	3	0	1	3	5.0
UT RIO GRANDE VALLEY	11/20/16	24	17	1-7	.143	1-6	.167	2-2	1.000	0	2	2	1.8	0	6	2	0	1	5	5.0
vs Virginia	11/25/16	23	23	2-8	.250	2-6	.333	0-0	.000	1	3	4	2.2	1	0	3	0	0	6	5.2
vs Memphis	11/26/16	24	24	2-8	.250	1-4	.250	0-0	.000	0	0	0	1.8	3	6	4	0	2	5	5.2
at Notre Dame	11/29/16	*	32	7-18	.389	7-15	.467	2-2	1.000	1	1	2	1.9	3	7	1	0	0	23	7.7
OMAHA	12/03/16	*	35	7-14	.500	6-12	.500	0-0	.000	0	3	3	2.0	3	6	4	0	0	20	9.3
STETSON	12/05/16	*	26	1-9	.111	0-3	.000	0-0	.000	0	1	1	1.9	1	5	2	0	1	2	8.4
IOWA STATE	12/08/16	*	30	2-8	.250	2-6	.333	2-2	1.000	0	5	5	2.2	1	4	3	0	0	8	8.4
vs Northern Iowa	12/17/16	*	31	2-7	.286	2-5	.400	0-0	.000	0	4	4	2.4	1	6	2	0	0	6	8.2
NORTH DAKOTA	12/20/16	*	34	5-9	.556	2-4	.500	6-8	.750	0	3	3	2.4	1	3	3	0	0	18	9.0
DELAWARE STATE	12/22/16	*	20	2-5	.400	1-2	.500	0-0	.000	0	1	1	2.3	0	5	2	0	1	5	8.7
at Purdue	12/28/16	*	23	2-8	.250	0-4	.000	2-2	1.000	0	1	1	2.2	0	4	0	0	1	6	8.5
MICHIGAN	01/01/17	*	31	6-8	.750	3-5	.600	2-2	1.000	1	3	4	2.3	2	6	0	0	0	17	9.1
at Nebraska	01/05/17	*	40	2-10	.200	2-7	.286	0-0	.000	2	3	5	2.5	1	3	3	1	0	6	8.9
RUTGERS	01/08/17	*	29	2-5	.400	0-2	.000	4-4	1.000	0	1	1	2.4	2	8	4	0	1	8	8.8
PURDUE	01/12/17	*	36	4-7	.571	2-3	.667	2-2	1.000	0	1	1	2.3	3	9	1	0	1	12	9.0
at Northwestern	01/15/17	*	31	2-7	.286	2-6	.333	0-0	.000	0	3	3	2.4	0	2	3	0	0	6	8.8
MARYLAND	01/19/17	*	38	4-14	.286	3-11	.273	0-0	.000	0	3	3	2.4	2	5	3	0	4	11	9.0
at Illinois	01/25/17	*	21	1-9	.111	1-7	.143	0-0	.000	1	0	1	2.3	2	4	2	0	1	3	8.7
OHIO STATE	01/28/17	*	29	4-10	.400	4-10	.400	0-0	.000	1	3	4	2.4	0	1	2	0	2	12	8.8
at Rutgers	01/31/17	*	26	6-9	.667	5-7	.714	0-0	.000	0	0	0	2.3	0	4	0	0	1	7	9.2
NEBRASKA	02/05/17	*	33	4-7	.571	4-6	.667	3-4	.750	0	5	5	2.4	3	2	2	0	1	15	9.4
at Minnesota	02/08/17	*	45	5-11	.455	2-6	.333	0-0	.000	1	0	1	2.4	3	8	1	1	2	12	9.5
at Michigan State	02/11/17	*	18	0-8	.000	0-6	.000	0-0	.000	0	3	3	2.4	2	1	1	0	1	0	9.2
ILLINOIS	02/18/17	*	29	3-6	.500	3-4	.750	2-4	.500	0	1	1	2.3	3	2	2	0	1	11	9.2
INDIANA	02/21/17	*	27	1-5	.200	1-4	.250	6-6	1.000	0	1	1	2.3	1	6	3	0	4	9	9.2
at Maryland	02/25/17	*	31	8-13	.615	8-10	.800	0-0	.000	0	3	3	2.3	3	5	2	0	0	24	9.7
at Wisconsin	03/02/17	*	32	4-11	.364	3-9	.333	0-0	.000	1	3	4	2.4	1	5	2	0	0	11	9.8
PENN STATE	03/05/17	*	30	3-9	.333	2-6	.333	3-4	.750	0	1	1	2.3	1	5	5	0	0	11	9.8
vs Indiana	03/09/17	*	37	7-13	.538	6-11	.545	4-4	1.000	0	0	0	2.3	2	10	4	0	2	24	10.3
Totals		26	926	103-277	.372	79-198	.399	43-50	.860	9	63	72	2.3	50	151	72	2	28	328	10.3

### SEASON / CAREER STATS

#### POINTS

SEASON: 24, 2X, LAST VS. INDIANA (3/9/17)

#### REBOUNDS

SEASON: 5, 3X, LAST VS. NEBRASKA (2/5/17)

#### ASSISTS

SEASON: 10 VS. INDIANA (3/9/17)

#### BLOCKS

SEASON: 1 AT NEBRASKA (1/5/17)

#### STEALS

SEASON: 4, 2X, LAST VS. INDIANA (2/21/17)

#### MINUTES

SEASON: 45 AT MINNESOTA (2/8/17)

#### FIELD GOALS MADE

SEASON: 8 AT MARYLAND (2/25/17)

#### FIELD GOALS ATTEMPTED

SEASON: 18 AT NOTRE DAME (11/29/16)

#### 3-POINT FIELD GOALS MADE

SEASON: 8 AT MARYLAND (2/25/17)

#### 3-POINT FIELD GOALS ATTEMPTED

SEASON: 15 AT NOTRE DAME (11/29/16)

#### FREE THROWS MADE

SEASON: 6, 2X, LAST VS. INDIANA (2/21/17)

#### FREE THROWS ATTEMPTED

SEASON: 8 VS. NORTH DAKOTA (12/20/16)

- Voted to the five-member All-Big Ten Freshman Team by the 14 league head coaches
- One of only 10 freshmen nationally the last 25 years to register 150+ assists and 75+ 3-pointers
- Notched first career double-double in last game at the Big Ten Tournament (24 points, 10 assists)
- Tied Iowa Big Ten Tournament records in assists (10) and 3-pointers made (6) versus Indiana on March 9
- Shot 19-of-36 (.528) from 3-point territory over a span of the last four games
- Made eight 3-pointers on 8-of-10 shooting from 3-point range in win at #24 Maryland (Feb. 25); the eight triples are the most by a freshman in a single game in Iowa history and one shy of the school record
- Iowa's freshman single-season 3-pt field goals record holder (79), shattering Matt Gatens' 52 set in 2009
- His 151 assists are most by a Hawkeye freshman in a single-season, besting Jeff Horner's 140 in 2003
- Leads team and is tied for fourth in the Big Ten in assists (4.7) and is tied for third in 3-pointers made (2.5)
- Two-time Big Ten Freshman of the Week (Feb. 6 and March 5)
- Scored a then-personal best in scoring (23), 3-pointers (7), and assists (7) in first career start at Notre Dame
- Went 7-of-15 from long distance at Notre Dame; the 15 attempts ties for second most in a game in Iowa history
- Three older brothers all played college basketball: Jason (Wisconsin); Zach (Air Force & Wisconsin); Matt (UNI)
- Father was a quarterback at Iowa under legendary head coach Hayden Fry

## PRODUCTION TRACKER

	Season	Career
Scored 10+ Points:	15	15
Scored 15+ Points:	8	8
Scored 20+ Points:	4	4
Had 5+ Assists:	17	17
Had 3+ Blocks:	0	0
Had 3+ Steals:	2	2
Made 3+ 3-Pointers:	11	11
Led Team in Scoring:	6	6
Led Team in Rebounding:	0	0
Led Team in Assists:	21	21
Led Team in Steals:	7	7
Led Team in Blocks:	0	0
Double-Double:	1	1



## CAREER STATS

YEAR	G/GS	FG-A	PCT	3-PT	PCT	FT-A	PCT	RB	AVG	PF-FO	AS	TO	BK	ST	PTS	AVG
Fresh.	32/26	103-277	.372	79-198	.399	43-50	.860	72	2.3	50-0	151	72	2	28	328	10.3



# 5 TYLER COOK

Freshman • Forward • 6-9 • 253  
St. Louis, Missouri • Chaminade Prep



## 2016-17 GAME-BY-GAME STATS

Opponent	Date	gs	min	Total		3-Pointers		Free throws		Rebounds				pf	a	t/o	blk	stl	pts	avg	
				fg-fga	pct	3fg-fga	pct	ft-fa	pct	off	def	tot	avg								
KENNESAW STATE	11/11/16	*	21	1-7	.143	0-1	.000	4-4	1.000	5	5	10	10.0	3	1	4	0	0	6	6.0	
SAVANNAH STATE	11/13/16	*	15	7-9	.778	0-0	.000	0-1	.000	2	2	4	7.0	2	2	1	0	0	14	10.0	
SETON HALL	11/17/16	*	32	9-15	.600	1-3	.333	5-12	.417	1	1	2	5.3	1	1	2	0	1	24	14.7	
UT RIO GRANDE VALLEY	11/20/16	*	24	6-9	.667	0-1	.000	3-4	.750	1	2	3	4.8	1	0	4	0	0	15	14.8	
vs Virginia	11/25/16	*	29	2-6	.333	0-1	.000	2-5	.400	3	3	6	5.0	1	2	4	1	1	6	13.0	
vs Memphis	11/26/16	*	33	6-9	.667	0-0	.000	5-6	.833	3	4	7	5.3	2	2	3	2	1	17	13.7	
at Purdue	12/28/16		22	6-10	.600	0-1	.000	0-0	.000	0	2	2	4.9	4	1	1	0	2	12	13.4	
MICHIGAN	01/01/17	*	31	5-12	.417	0-0	.000	1-3	.333	3	5	8	5.3	1	0	1	0	0	11	13.1	
at Nebraska	01/05/17	*	26	6-8	.750	0-0	.000	2-3	.667	3	4	7	5.4	4	0	2	0	2	14	13.2	
RUTGERS	01/08/17	*	21	1-6	.167	0-0	.000	2-4	.500	0	2	2	5.1	1	0	1	1	1	4	12.3	
PURDUE	01/12/17	*	33	7-10	.700	0-0	.000	2-5	.400	3	3	6	5.2	2	2	2	0	1	16	12.6	
at Northwestern	01/15/17	*	29	3-8	.375	0-0	.000	8-9	.889	0	5	5	5.2	2	1	2	0	1	14	12.8	
MARYLAND	01/19/17	*	20	1-6	.167	0-0	.000	6-8	.750	6	1	7	5.3	3	1	4	0	0	8	12.4	
at Illinois	01/25/17	*	17	2-6	.333	0-0	.000	1-2	.500	2	1	3	5.1	1	1	4	0	0	5	11.9	
OHIO STATE	01/28/17	*	16	5-9	.556	1-1	1.000	2-5	.400	1	0	1	4.9	3	0	2	0	0	13	11.9	
at Rutgers	01/31/17	*	21	4-8	.500	0-0	.000	2-3	.667	0	5	5	4.9	4	2	3	0	3	10	11.8	
NEBRASKA	02/05/17	*	17	6-10	.600	0-0	.000	1-3	.333	2	1	3	4.8	4	2	1	0	0	13	11.9	
at Minnesota	02/08/17	*	21	2-5	.400	0-0	.000	1-3	.333	0	3	3	4.7	3	1	1	0	1	5	11.5	
at Michigan State	02/11/17	*	24	5-9	.556	0-0	.000	3-4	.750	3	0	3	4.6	1	0	1	1	0	13	11.6	
ILLINOIS	02/18/17	*	24	5-7	.714	0-0	.000	4-5	.800	0	3	3	4.5	4	0	3	0	0	14	11.7	
INDIANA	02/21/17	*	31	3-11	.273	0-0	.000	8-11	.727	2	3	5	4.5	2	1	2	1	1	14	11.8	
at Maryland	02/25/17	*	34	8-13	.615	0-0	.000	5-8	.625	2	8	10	4.8	3	1	3	1	2	21	12.2	
at Wisconsin	03/02/17	*	24	4-7	.571	0-0	.000	1-2	.500	2	6	8	4.9	3	0	3	1	1	9	12.1	
PENN STATE	03/05/17	*	20	5-8	.625	0-0	.000	1-1	1.000	2	8	10	5.1	4	2	2	1	0	11	12.0	
vs Indiana	03/09/17	*	20	4-8	.500	0-0	.000	0-1	.000	1	6	7	5.2	4	0	0	1	0	8	11.9	
Totals			24	605	113-216	.523	2-8	.250	69-112	.616	47	83	130	5.2	63	23	56	10	18	297	11.9

### SEASON / CAREER STATS

#### POINTS

SEASON: 24 vs. SETON HALL (11/17/16)

#### REBOUNDS

SEASON: 10, 3X, LAST vs. PENN STATE (3/5/17)

#### ASSISTS

SEASON: 2, 7X, LAST vs. PENN STATE (3/5/17)

#### BLOCKS

SEASON: 2 vs. MEMPHIS (11/26/16)

#### STEALS

SEASON: 3 AT RUTGERS (1/31/17)

#### MINUTES

SEASON: 34 AT MARYLAND (2/25/17)

#### FIELD GOALS MADE

SEASON: 9 vs. SETON HALL (11/17/16)

#### FIELD GOALS ATTEMPTED

SEASON: 15 vs. SETON HALL (11/17/16)

#### 3-POINT FIELD GOALS MADE

SEASON: 1 vs. SETON HALL (11/17/16)

#### 3-POINT FIELD GOALS ATTEMPTED

SEASON: 3 vs. SETON HALL (11/17/16)

#### FREE THROWS MADE

SEASON: 8, 2X, LAST vs. INDIANA (2/21/17)

#### FREE THROWS ATTEMPTED

SEASON: 12 vs. SETON HALL (11/17/16)

- Voted to the five-member All-Big Ten Freshman Team by the 14 league head coaches
- Averaging 12.6 points and a team-best 8.0 rebounds over the span of Iowa's last five games
- Missed seven games after fracturing right index finger in practice at the Emerald Coast Classic (Nov. 24)
- Netted double figures in eight of Iowa's last 11 games
- Led Iowa in rebounding nine times, including three of the last four games (10 at UMD, 8 at WISC, 10 vs. PSU)
- Double-doubles in two of Iowa's last four outings (#24 Maryland, Penn State)
- Scored 21 points in win at #24 Maryland -- reaching 20+ for the second time this season (24 vs. Seton Hall)
- Ranks second on the team in scoring (11.9 ppg) and is third in rebounding (5.2)
- Tied a personal best with eight free throws made (8-of-11) in Iowa's win over Indiana (Feb. 21)
- Netted 10 of his 13 points in the second half in Iowa's win over Ohio State (Jan. 28)
- Returned to action at #15 Purdue on Dec. 28, scoring 12 points and collecting a personal-best two steals
- His 16 points against #17/19 Purdue on Jan. 12 are the most by the Hawkeye freshman since scoring 17 versus Memphis on Nov. 26; also matched personal bests in assists (2) in home win over #17/19 Purdue
- Became only second player in 20 years to grab 10+ rebounds in Hawkeye debut (Aaron White, 2011)
- Netted a personal-best 24 points, which includes making his first collegiate 3-pointer, versus Seton Hall
- Ranked as the No. 38 player in the 2016 class, according to ESPN

## PRODUCTION TRACKER

	Season	Career
Scored 10+ Points:	17	17
Scored 15+ Points:	5	5
Scored 20+ Points:	2	2
Had 5+ Assists:	0	0
Had 3+ Blocks:	0	0
Had 3+ Steals:	1	1
Made 3+ 3-Pointers:	0	0
Led Team in Scoring:	2	2
Led Team in Rebounding:	9	9
Led Team in Assists:	1	1
Led Team in Steals:	3	3
Led Team in Blocks:	7	7
Double-Double:	2	2



## CAREER STATS

YEAR	G/GS	FG-A	PCT	3-PT	PCT	FT-A	PCT	RB	AVG	PF-FO	AS	TO	BK	ST	PTS	AVG
Fresh.	25/24	113-216	.523	2-8	.250	69-112	.616	130	5.2	60-0	23	56	10	18	297	11.9

# 1 MAISHE DAILEY

Freshman • Guard • 6-6 • 183  
Beachwood, Ohio • Beachwood HS



## 2016-17 GAME-BY-GAME STATS

Opponent	Date	gs	min	Total		3-Pointers		Free throws		Rebounds				pf	a	t/o	blk	stl	pts	avg
				fg-fga	pct	3fg-fga	pct	ft-fa	pct	off	def	tot	avg							
SAVANNAH STATE	11/13/16	13		2-3	.667	2-3	.667	0-2	.000	1	2	3	3.0	2	0	2	1	2	6	6.0
UT RIO GRANDE VALLEY	11/20/16	11		1-4	.250	0-1	.000	0-0	.000	0	3	3	3.0	0	1	0	0	1	2	4.0
vs Virginia	11/25/16	2		0-0	.000	0-0	.000	0-0	.000	0	1	1	2.3	0	0	0	0	0	2.7	
OMAHA	12/03/16	4		0-0	.000	0-0	.000	0-0	.000	0	0	0	1.8	0	0	0	0	0	2.0	
STETSON	12/05/16	11		2-3	.667	0-0	.000	1-2	.500	1	3	4	2.2	1	0	0	0	0	5.2	
vs Northern Iowa	12/17/16	4		0-0	.000	0-0	.000	0-0	.000	0	0	0	1.8	0	0	0	0	0	2.2	
DELAWARE STATE	12/22/16	21		3-8	.375	2-7	.286	0-0	.000	1	6	7	2.6	0	2	1	0	0	8.3	
at Purdue	12/28/16	7		1-1	1.000	0-0	.000	0-0	.000	0	0	0	2.3	0	0	0	0	0	2.9	
at Illinois	01/25/17	6		1-2	.500	0-1	.000	0-0	.000	0	1	1	2.1	0	1	0	0	0	2.8	
at Rutgers	01/31/17	10		0-1	.000	0-0	.000	2-2	1.000	0	0	0	1.9	2	1	1	0	1	2.7	
at Minnesota	02/08/17	1		0-0	.000	0-0	.000	0-0	.000	0	0	0	1.7	1	0	1	0	0	2.5	
vs Indiana	03/09/17	2		0-0	.000	0-0	.000	0-0	.000	0	0	0	1.6	0	0	0	0	0	2.3	
Totals		0	92	10-22	.455	4-12	.333	3-6	.500	3	16	19	1.6	6	5	5	1	4	27	2.3

### SEASON / CAREER STATS

#### POINTS

SEASON: 8 vs. DELAWARE STATE (12/22/16)

#### REBOUNDS

SEASON: 7 vs. DELAWARE STATE (12/22/16)

#### ASSISTS

SEASON: 2 vs. DELAWARE STATE (12/22/16)

#### BLOCKS

SEASON: 1 vs. SAVANNAH STATE (11/13/16)

#### STEALS

SEASON: 2 vs. SAVANNAH STATE (11/13/16)

#### MINUTES

SEASON: 21 vs. DELAWARE STATE (12/22/16)

#### FIELD GOALS MADE

SEASON: 3 vs. DELAWARE STATE (12/22/16)

#### FIELD GOALS ATTEMPTED

SEASON: 8 vs. DELAWARE STATE (12/22/16)

#### 3-POINT FIELD GOALS MADE

SEASON: 2, 2X, LAST vs. DEL. STATE (12/22/16)

#### 3-POINT FIELD GOALS ATTEMPTED

SEASON: 7 vs. DELAWARE STATE (12/22/16)

#### FREE THROWS MADE

SEASON: 2 AT RUTGERS (1/31/17)

#### FREE THROWS ATTEMPTED

SEASON: 2, 3X, LAST AT RUTGERS (1/31/17)

- Seen action in 12 games, including Iowa's game at the Big Ten Tournament
- Scored two points in two of Iowa's last three true road games (Illinois and Rutgers)
- Posted personal bests in points (8), rebounds (7), assists (2), 3-pointers made (2), and minutes (21) in Iowa's last game against Delaware State on Dec. 22
- His seven rebounds against the Hornets on Dec. 22 were a team best along with teammate Dom Uhl
- Played in first collegiate game vs. Savannah State, registering 6 points, 3 rebounds, 2 steals, and 1 blocked shot
- Grabbed four rebounds and netted five points in Iowa's win over Stetson

## PRODUCTION TRACKER

	Season	Career
Scored 10+ Points:	0	0
Scored 15+ Points:	0	0
Scored 20+ Points:	0	0
Had 5+ Assists:	0	0
Had 3+ Blocks:	0	0
Had 3+ Steals:	0	0
Made 3+ 3-Pointers:	0	0
Led Team in Scoring:	0	0
Led Team in Rebounding:	1	1
Led Team in Assists:	0	0
Led Team in Steals:	1	1
Led Team in Blocks:	0	0
Double-Double:	0	0



## CAREER STATS

YEAR	G/GS	FG-A	PCT	3-PT	PCT	FT-A	PCT	RB	AVG	PF-FO	AS	TO	BK	ST	PTS	AVG
Fresh.	12/0	10-22	.455	4-12	.333	3-6	.500	19	1.6	6-0	5	5	1	4	27	2.3

# 24 BRADY ELLINGSON

RS-Sophomore • Guard • 6-4 • 193  
Menomonee Falls, Wisconsin • Hamilton HS



## 2016-17 GAME-BY-GAME STATS

Opponent	Date	gs	min	Total		3-Pointers		Free throws		Rebounds				pts	avg					
				fg-fga	pct	3fg-fga	pct	ft-fa	pct	off	def	tot	avg			pf	a	t/o	blk	stl
KENNESAW STATE	11/11/16	15	0-1	.000	0-1	.000	0-0	.000	0	1	1	1.0	3	0	0	0	0	0		
SAVANNAH STATE	11/13/16	17	7-9	.778	4-6	.667	5-5	1.000	0	1	1	1.0	1	1	1	0	0	23	11.5	
SETON HALL	11/17/16	5	1-1	1.000	1-1	1.000	0-0	.000	0	0	0	0.7	3	0	1	0	0	3	8.7	
UT RIO GRANDE VALLEY	11/20/16	19	4-6	.667	2-3	.667	1-1	1.000	0	0	0	0.5	1	1	0	0	1	11	9.3	
vs Virginia	11/25/16	8	0-1	.000	0-1	.000	0-0	.000	0	0	0	0.4	2	0	0	0	0	0	7.4	
vs Memphis	11/26/16	16	1-1	1.000	1-1	1.000	0-0	.000	0	3	3	0.8	0	1	0	0	0	3	6.7	
at Notre Dame	11/29/16	19	2-3	.667	1-2	.500	0-0	.000	0	0	0	0.7	1	0	0	0	1	5	6.4	
OMAHA	12/03/16	19	1-4	.250	1-2	.500	0-0	.000	1	0	1	0.8	1	1	0	0	0	3	6.0	
STETSON	12/05/16	12	1-4	.250	0-2	.000	0-0	.000	0	1	1	0.8	1	0	0	0	0	2	5.6	
IOWA STATE	12/08/16	12	1-1	1.000	1-1	1.000	0-0	.000	0	2	2	0.9	0	1	0	0	0	3	5.3	
vs Northern Iowa	12/17/16	11	0-0	.000	0-0	.000	2-2	1.000	0	0	0	0.8	1	0	2	0	1	2	5.0	
NORTH DAKOTA	12/20/16	18	4-5	.800	0-0	.000	2-2	1.000	0	1	1	0.8	1	1	0	0	0	10	5.4	
DELAWARE STATE	12/22/16	18	2-3	.667	2-2	1.000	2-2	1.000	0	1	1	0.8	2	0	1	0	0	8	5.6	
at Purdue	12/28/16	17	3-4	.750	3-3	1.000	2-2	1.000	0	1	1	0.9	2	2	1	0	0	11	6.0	
MICHIGAN	01/01/17	15	2-4	.500	0-1	.000	2-2	1.000	0	1	1	0.9	1	0	0	0	0	6	6.0	
at Nebraska	01/05/17	17	0-3	.000	0-2	.000	0-0	.000	0	2	2	0.9	0	2	1	0	1	0	5.6	
RUTGERS	01/08/17	8	0-1	.000	0-1	.000	0-0	.000	0	2	2	1.0	0	1	0	0	0	0	5.3	
PURDUE	01/12/17	5	0-1	.000	0-1	.000	0-0	.000	0	0	0	0.9	0	0	0	0	0	0	5.0	
at Northwestern	01/15/17	19	0-4	.000	0-3	.000	2-2	1.000	0	0	0	0.9	1	2	0	0	1	2	4.8	
MARYLAND	01/19/17	12	1-3	.333	1-1	1.000	0-0	.000	1	0	1	0.9	0	0	0	0	0	3	4.8	
at Illinois	01/25/17	8	0-0	.000	0-0	.000	0-0	.000	0	1	1	0.9	1	2	0	0	0	0	4.5	
OHIO STATE	01/28/17	25	6-9	.667	5-7	.714	0-0	.000	0	4	4	1.0	0	3	0	0	1	17	5.1	
at Rutgers	01/31/17	24	2-4	.500	2-3	.667	0-0	.000	2	0	2	1.1	1	5	0	0	0	6	5.1	
NEBRASKA	02/05/17	25	4-6	.667	3-4	.750	0-0	.000	0	1	1	1.1	0	5	0	0	1	11	5.4	
at Minnesota	02/08/17	26	2-6	.333	1-2	.500	0-0	.000	2	2	4	1.2	1	2	2	0	2	5	5.4	
at Michigan State	02/11/17	10	0-2	.000	0-1	.000	0-0	.000	0	0	0	1.2	0	0	0	1	0	0	5.2	
ILLINOIS	02/18/17	13	1-4	.250	0-2	.000	0-0	.000	0	0	0	1.1	1	0	1	0	0	2	5.0	
INDIANA	02/21/17	14	1-4	.250	1-4	.250	0-0	.000	0	2	2	1.1	1	1	1	0	0	3	5.0	
at Maryland	02/25/17	15	2-4	.500	2-3	.667	0-0	.000	1	1	2	1.2	0	2	0	1	6	5.0		
at Wisconsin	03/02/17	6	0-1	.000	0-1	.000	0-0	.000	0	0	0	1.1	0	1	1	0	0	0	4.8	
PENN STATE	03/05/17	22	1-6	.167	1-3	.333	0-0	.000	0	2	2	1.2	1	3	0	0	0	3	4.8	
vs Indiana	03/09/17	2	0-1	.000	0-1	.000	0-0	.000	0	1	1	1.2	0	0	0	0	0	0	4.6	
Totals		0	472	49-106	.462	32-65	.492	18-18	1.000	7	30	37	1.2	27	37	12	0	11	148	4.6

### SEASON / CAREER STATS

#### POINTS

SEASON: 23 VS. SAVANNAH STATE (11/13/16)  
CAREER: 23 VS. SAVANNAH STATE (11/13/16)

#### REBOUNDS

SEASON: 4 VS. OHIO STATE (1/28/17)  
CAREER: 4 VS. OHIO STATE (1/28/17)

#### ASSISTS

SEASON: 5, 2X, LAST VS. NEBRASKA (2/5/17)  
CAREER: 5, 2X, LAST VS. NEBRASKA (2/5/17)

#### BLOCKS

SEASON: ---  
CAREER: ---

#### STEALS

SEASON: 2 AT MINNESOTA (2/8/17)  
CAREER: 2 AT MINNESOTA (2/8/17)

#### MINUTES

SEASON: 26 AT MINNESOTA (2/8/17)  
CAREER: 26 AT MINNESOTA (2/8/17)

#### FIELD GOALS MADE

SEASON: 7 VS. SAVANNAH STATE (11/13/16)  
CAREER: 7, 2X, LAST VS. SAVANNAH ST (11/13/16)

#### FIELD GOALS ATTEMPTED

SEASON: 9 VS. OHIO STATE (1/28/17)  
CAREER: 9 VS. OHIO STATE (1/28/17)

#### 3-POINT FIELD GOALS MADE

SEASON: 5 VS. OHIO STATE (1/28/17)  
CAREER: 5 VS. OHIO STATE (1/28/17)

#### 3-POINT FIELD GOALS ATTEMPTED

SEASON: 7 VS. OHIO STATE (1/28/17)  
SEASON: 7 VS. OHIO STATE (1/28/17)

#### FREE THROWS MADE

SEASON: 5 VS. SAVANNAH STATE (11/13/16)  
CAREER: 5, 2X, LAST VS. SAVANNAH ST (11/13/16)

#### FREE THROWS ATTEMPTED

SEASON: 5 VS. SAVANNAH STATE (11/13/16)  
CAREER: 6 VS. COPPIN STATE (11/15/15)

- Netted double figures five times this season after reaching double digits just once a year ago
- Ranks first in the Big Ten and tied for eighth nationally in 3-point accuracy (.492, 32-of-65)
- Made at least one triple 17 times this year, including making six straight treys between Dec. 8-Dec. 28
- Made all 18 of his free throw attempts this season
- Made 16-of-32 (.500) from 3-point territory and dished out 24 assists and committed only five turnovers (4.8 ratio) over a span of the last 13 games
- Posted career bests in rebounds (4), 3-pointers made (5), steals (1), minutes (25), and field goals attempted in win over Ohio State (Jan. 28)
- Scored eight points, making both 3-point attempts and both free throw attempts in win over Delaware State
- Netted 21 of his career-high 23 points in the first half against Savannah State; was 7-of-9 from the field, including 4-of-6 from 3-point range, and 5-of-5 from the foul line
- Scored 20+ points twice in his career (Coppin State in 2015 and Savannah State in 2016)

## PRODUCTION TRACKER

	Season	Career
Scored 10+ Points:	6	7
Scored 15+ Points:	2	3
Scored 20+ Points:	1	2
Had 5+ Assists:	2	2
Had 3+ Blocks:	0	0
Had 3+ Steals:	0	0
Made 3+ 3-Pointers:	4	5
Led Team in Scoring:	2	3
Led Team in Rebounding:	0	0
Led Team in Assists:	2	2
Led Team in Steals:	3	3
Led Team in Blocks:	0	0
Double-Double:	0	0



## CAREER STATS

YEAR	G/GS	FG-A	PCT	3-PT	PCT	FT-A	PCT	RB	AVG	PF-FO	AS	TO	BK	ST	PTS	AVG
Fresh.	7/0	4-8	.500	4-6	.667	1-2	.500	0	0.0	1-0	4	1	0	1	13	1.9
RS-Fresh.	27/0	28-61	.459	12-44	.273	7-10	.700	18	0.7	21-0	12	11	0	5	75	2.9
Soph.	32/0	49-106	.462	32-64	.500	18-18	1.000	37	1.2	27-0	37	12	0	11	148	4.6
TOTALS	66/0	81-175	.463	48-115	.417	26-30	.867	55	0.8	49-0	53	24	0	17	236	3.6



# 14 PETER JOK

Senior • Guard • 6-6 • 205  
West Des Moines, Iowa • Valley HS



## 2016-17 GAME-BY-GAME STATS

Opponent	Date	gs	min	Total		3-Pointers		Free throws		Rebounds			pf	a	t/o	blk	stl	pts	avg		
				fg-fga	pct	3fg-fga	pct	ft-fa	pct	off	def	tot								avg	
KENNESAW STATE	11/11/16	*	26	11-19	.579	3-8	.375	2-2	1.000	0	4	4	4.0	1	3	2	0	2	27	27.0	
SAVANNAH STATE	11/13/16	*	23	5-15	.333	3-10	.300	0-0	.000	3	3	6	5.0	0	3	1	0	0	13	20.0	
SETON HALL	11/17/16	*	36	11-21	.524	2-8	.250	6-6	1.000	2	9	11	7.0	2	4	1	0	2	30	23.3	
UT RIO GRANDE VALLEY	11/20/16	*	19	9-13	.692	5-8	.625	4-4	1.000	1	0	1	5.5	1	0	2	0	2	27	24.3	
vs Virginia	11/25/16	*	27	5-14	.357	3-8	.375	0-0	.000	0	1	1	4.6	2	2	1	0	0	13	22.0	
vs Memphis	11/26/16	*	36	11-16	.688	8-11	.727	12-12	1.000	1	5	6	4.8	1	0	5	0	1	42	25.3	
at Notre Dame	11/29/16	*	36	4-20	.200	2-11	.182	5-7	.714	1	5	6	5.0	3	1	2	0	2	15	23.9	
OMAHA	12/03/16	*	37	8-21	.381	5-10	.500	12-12	1.000	1	9	10	5.6	3	1	3	0	0	33	25.0	
STETSON	12/05/16	*	25	4-13	.308	1-7	.143	6-8	.750	1	7	8	6.5	4	1	0	0	0	15	23.9	
IOWA STATE	12/08/16	*	35	9-17	.529	4-7	.571	1-2	.500	0	9	9	6.2	3	3	4	0	2	23	23.8	
vs Northern Iowa	12/17/16	*	29	9-15	.600	3-3	1.000	0-0	.000	1	7	8	6.4	2	0	1	0	0	21	23.5	
NORTH DAKOTA	12/20/16	*	32	4-15	.267	0-3	.000	10-10	1.000	1	7	8	6.5	4	1	0	1	18	23.1		
DELAWARE STATE	12/22/16	*	15	5-11	.455	3-6	.500	4-4	1.000	0	2	2	6.2	1	1	0	0	3	17	22.6	
at Purdue	12/28/16	*	22	4-15	.267	1-7	.143	4-4	1.000	0	6	6	6.1	2	2	3	0	2	13	21.9	
MICHIGAN	01/01/17	*	34	9-18	.500	4-7	.571	3-4	.750	1	4	5	6.1	3	3	3	0	0	25	22.1	
at Nebraska	01/05/17	*	41	12-24	.500	5-11	.455	5-6	.833	1	5	6	6.1	5	1	5	0	0	34	22.9	
RUTGERS	01/08/17	*	30	7-18	.389	2-10	.200	2-2	1.000	1	10	11	6.4	2	2	3	0	2	18	22.6	
PURDUE	01/12/17	*	35	11-19	.579	4-7	.571	3-4	.750	1	5	6	6.3	2	8	3	1	1	29	22.9	
at Northwestern	01/15/17	*	21	2-9	.222	0-4	.000	0-0	.000	1	2	3	6.2	2	0	1	0	0	4	21.9	
MARYLAND	01/19/17	*	31	4-12	.333	2-8	.250	4-4	1.000	1	3	4	6.1	2	3	3	0	4	14	21.6	
at Illinois	01/25/17	*	32	3-9	.333	1-5	.200	3-3	1.000	2	0	2	5.9	1	1	4	0	0	10	21.0	
NEBRASKA	02/05/17	*	30	2-7	.286	0-4	.000	8-8	1.000	0	5	5	5.8	2	5	3	0	0	12	20.6	
at Minnesota	02/08/17	*	40	8-20	.400	3-6	.500	9-9	1.000	1	8	9	6.0	4	3	5	1	2	28	20.9	
at Michigan State	02/11/17	*	32	2-11	.182	0-5	.000	9-11	.818	1	4	5	5.9	3	8	1	0	2	13	20.6	
ILLINOIS	02/18/17	*	33	4-8	.500	2-5	.400	6-7	.857	4	6	10	6.1	2	4	5	0	1	16	20.4	
INDIANA	02/21/17	*	38	6-12	.500	1-6	.167	22-23	.957	1	4	5	6.0	2	1	0	0	3	35	21.0	
at Maryland	02/25/17	*	31	3-10	.300	3-6	.500	2-2	1.000	1	3	4	6.0	1	3	2	0	0	11	20.6	
at Wisconsin	03/02/17	*	35	2-10	.200	1-3	.333	3-3	1.000	0	2	2	5.8	2	2	5	0	1	8	20.1	
PENN STATE	03/05/17	*	21	6-12	.500	4-5	.800	5-6	.833	1	0	1	5.7	3	2	2	0	0	21	20.2	
vs Indiana	03/09/17	*	33	4-11	.364	1-6	.167	0-0	.000	0	3	3	5.6	1	1	4	1	0	9	19.8	
Totals			30	915	184-435	.423	76-205	.371	150-163	.920	29	138	167	5.6	63	78	75	3	33	594	19.8

### SEASON / CAREER STATS

#### POINTS

SEASON: 42 vs. MEMPHIS (11/26/16)  
CAREER: 42 vs. MEMPHIS (11/26/16)

#### REBOUNDS

SEASON: 11, 2X, LAST vs. RUTGERS (1/8/17)  
CAREER: 11, 2X, LAST vs. RUTGERS (1/8/17)

#### ASSISTS

SEASON: 8 vs. PURDUE (1/12/17)  
CAREER: 8 vs. PURDUE (1/12/17)

#### BLOCKS

SEASON: 1, 2X, LAST vs. INDIANA (3/9/17)  
CAREER: 1, 10X, LAST vs. INDIANA (3/9/17)

#### STEALS

SEASON: 4 vs. MARYLAND (1/19/17)  
CAREER: 4, 2X, LAST vs. MARYLAND (1/19/17)

#### MINUTES

SEASON: 41 AT NEBRASKA (1/5/17)  
CAREER: 41 AT NEBRASKA (1/5/17)

#### FIELD GOALS MADE

SEASON: 12 AT NEBRASKA (1/5/17)  
CAREER: 12 AT NEBRASKA (1/5/17)

#### FIELD GOALS ATTEMPTED

SEASON: 24 AT NEBRASKA (1/5/17)  
CAREER: 24 AT NEBRASKA (1/5/17)

#### 3-POINT FIELD GOALS MADE

SEASON: 8 vs. MEMPHIS (11/26/16)  
CAREER: 8 vs. MEMPHIS (11/26/16)

#### 3-POINT FIELD GOALS ATTEMPTED

SEASON: 11, 3X, LAST AT NEBRASKA (1/5/17)  
CAREER: 11, 4X, LAST AT NEBRASKA (1/5/17)

#### FREE THROWS MADE

SEASON: 22 vs. INDIANA (2/21/17)\*  
CAREER: 22 vs. INDIANA (2/21/17)

#### FREE THROWS ATTEMPTED

SEASON: 23 vs. INDIANA (2/21/17)^  
CAREER: 23 vs. INDIANA (2/21/17)

\* - SCHOOL RECORD

^ - CARVER-HAWKEYE ARENA RECORD

- Voted to first-team All-Big Ten by the league head coaches and media; voted to the USBWA All-District VI Team
- Jok's FT% (.9202) is on pace to break Big Ten single-season FT% record held by Steve Alford of Indiana (.9206)
- Made 156 triples the last two seasons (2016-17), which ties for second over a two-year span at Iowa (Chris Kingsbury made 182 in 1995-96 and Jeff Horner made 156 in 2005-06)
- Poured in a game-high 35 points in Iowa's win over Indiana (Feb. 21), bolstered by sinking 22 free throws, breaking Don Nelson's 55-year old school record
- Has had four free throw streaks of 25 or more the last two seasons (28, 27, 26, 25)
- One of five finalists for Jerry West Shooting Guard of the Year Award; one of 10 finalists for Senior CLASS Award
- Scored 30 points or more five times this season, a total that ties for first among Power 5 conferences
- Ranks first in the Big Ten in scoring (19.8) and free throw accuracy (.920); third in 3-pointers per game (2.5)
- Ranks 40th nationally in scoring -- sixth among players from Power 5 conferences - averaging 19.8 points
- First Hawkeye with five 30-point efforts in a single-season since Adam Haluska (5) in 2006-07
- Four double-doubles this season (Seton Hall, Omaha, Rutgers, Illinois)
- Two-time Big Ten Player of the Week as a senior (Nov. 21 and Dec. 12)
- Posted career highs in scoring (42), 3-pointers made (8), and FT made (12) vs. Memphis; the 42 points are the most by a Hawkeye player in 40 years and ties Bruce King (1976) for fourth most in a single-game in Iowa history
- One of nine players nationally to post at least 42 points and six rebounds in a game this season

## PRODUCTION TRACKER

	Season	Career
Scored 10+ Points:	27	71
Scored 15+ Points:	19	38
Scored 20+ Points:	13	24
Had 5+ Assists:	4	4
Had 3+ Blocks:	0	0
Had 3+ Steals:	3	10
Made 3+ 3-Pointers:	15	35
Led Team in Scoring:	19	31
Led Team in Rebounding:	7	12
Led Team in Assists:	7	11
Led Team in Steals:	3	20
Led Team in Blocks:	2	4
Double-Double:	4	4



## CAREER STATS

YEAR	G/GS	FG-A	PCT	3-PT	PCT	FT-A	PCT	RB	AVG	PF-FO	AS	TO	BK	ST	PTS	AVG
Fresh.	27/0	38-95	.400	16-46	.348	27-34	.794	25	0.9	18-0	19	13	3	9	119	4.4
Soph.	34/21	83-232	.358	36-105	.343	37-41	.902	88	2.6	63-1	44	43	4	19	239	7.0
Junior	32/32	171-397	.431	80-199	.402	92-108	.852	112	3.5	76-1	46	46	1	40	514	16.1
Senior	30/30	184-435	.423	76-205	.371	150-163	.920	167	5.6	63-1	78	75	3	33	594	19.8
TOTALS	123/83	476-1159	.411	208-555	.375	306-346	.884	392	3.2	220-3	187	177	11	101	1,466	11.9

# 23 DALE JONES

Senior • Forward • 6-7 • 227  
 Waterloo, Iowa • Waterloo West HS • Tyler JC (Texas)



## 2016-17 GAME-BY-GAME STATS

Opponent	Date	gs	min	Total		3-Pointers		Free throws		Rebounds				pts	avg					
				fg-fga	pct	3fg-fga	pct	ft-fga	pct	off	def	tot	avg							
SETON HALL	11/17/16	2	0-1	.000	0-0	.000	0-0	.000	0	1	1	1.0	1	1	1	0	0	0	0.0	
MARYLAND	01/19/17	4	0-2	.000	0-2	.000	0-0	.000	0	0	2	2	1.5	0	0	0	0	0	0.0	
at Illinois	01/25/17	0	0-0	.000	0-0	.000	0-0	.000	0	0	0	1.0	0	0	0	0	0	0	0.0	
INDIANA	02/21/17	5	0-2	.000	0-2	.000	0-0	.000	0	0	0	0.8	2	0	1	0	0	0	0.0	
PENN STATE	03/05/17	*	4	1-3	.333	1-3	.333	0-0	.000	1	0	1	0.8	2	0	0	0	0	3	0.6
Totals		1	15	1-8	.125	1-7	.143	0-0	.000	1	3	4	0.8	5	1	2	0	0	3	0.6

### SEASON / CAREER STATS

#### POINTS

SEASON: 3 VS. PENN STATE (3/5/17)  
 CAREER: 16 VS. COPPIN STATE (11/15/15)

#### REBOUNDS

SEASON: 2 VS. MARYLAND (1/19/17)  
 CAREER: 7 VS. COPPIN STATE (11/15/15)

#### ASSISTS

SEASON: 1 VS. SETON HALL (11/17/16)  
 CAREER: 2 VS. COPPIN STATE (11/15/15)

#### BLOCKS

SEASON: ---  
 CAREER: 1, 2X, LAST VS. DAYTON (11/26/15)

#### STEALS

SEASON: ---  
 CAREER: 1 VS. DAYTON (11/26/15)

#### MINUTES

SEASON: 5 VS. INDIANA (2/21/17)  
 CAREER: 22 VS. COPPIN STATE (11/15/15)

#### FIELD GOALS MADE

SEASON: 1 VS. PENN STATE (3/5/17)  
 CAREER: 6 VS. COPPIN STATE (11/15/15)

#### FIELD GOALS ATTEMPTED

SEASON: 3 VS. PENN STATE (3/5/17)  
 CAREER: 9 VS. COPPIN STATE (11/15/15)

#### 3-POINT FIELD GOALS MADE

SEASON: 1 VS. PENN STATE (3/5/17)  
 CAREER: 4 VS. COPPIN STATE (11/15/15)

#### 3-POINT FIELD GOALS ATTEMPTED

SEASON: 3 VS. PENN STATE (3/5/17)  
 CAREER: 6 VS. COPPIN STATE (11/15/15)

#### FREE THROWS MADE

SEASON: ---  
 CAREER: ---

#### FREE THROWS ATTEMPTED

SEASON: ---  
 CAREER: ---

- Started first career game on Senior Day in win over Penn State (March 5), scoring first points of the season on first shot attempt of the game, a 3-pointer 54 seconds in the contest
- Had two 3-point attempts, playing five minutes in Iowa's win over Indiana (Feb. 21)
- Suffered a fractured wrist first game played of the season against Seton Hall contest (Nov. 17)
- Returned to action against #25 Maryland (Jan. 19) after missing the last 16 games due to injury
- Had two shot attempts in four minutes of action versus #25 Maryland on Jan. 19
- Played two minutes in his season debut against Seton Hall, registering one assist
- Saw action in six games prior to suffering a season-ending knee injury in practice on Dec. 1, 2015
- Spent first three years of college at Tyler JC in Texas (medical redshirt in 2014)

## PRODUCTION TRACKER

	Season	Career
Scored 10+ Points:	0	1
Scored 15+ Points:	0	1
Scored 20+ Points:	0	0
Had 5+ Assists:	0	0
Had 3+ Blocks:	0	0
Had 3+ Steals:	0	0
Made 3+ 3-Pointers:	0	1
Led Team in Scoring:	0	0
Led Team in Rebounding:	0	0
Led Team in Assists:	0	0
Led Team in Steals:	0	0
Led Team in Blocks:	0	0
Double-Double:	0	0



## CAREER STATS

YEAR	G/GS	FG-A	PCT	3-PT	PCT	FT-A	PCT	RB	AVG	PF-FO	AS	TO	BK	ST	PTS	AVG
Junior	6/0	12-30	.400	9-20	.450	0-0	.000	18	3.0	11-0	3	4	2	1	33	5.5
Senior	5/1	1-8	.125	1-7	.143	0-0	.000	4	0.8	5-0	1	2	0	0	3	0.6
<b>TOTALS</b>	<b>11/1</b>	<b>13-38</b>	<b>.342</b>	<b>10-27</b>	<b>.370</b>	<b>0-0</b>	<b>.000</b>	<b>22</b>	<b>2.0</b>	<b>16-0</b>	<b>4</b>	<b>6</b>	<b>2</b>	<b>1</b>	<b>36</b>	<b>3.3</b>

# 15 RYAN KRIENER

Freshman • Forward • 6-9 • 247  
Spirit Lake, Iowa • Spirit Lake HS



## 2016-17 GAME-BY-GAME STATS

Opponent	Date	gs	min	Total		3-Pointers		Free throws		Rebounds				pf	a	t/o	blk	stl	pts	avg
				fg-fga	pct	3fg-fga	pct	ft-fa	pct	off	def	tot	avg							
KENNESAW STATE	11/11/16	9	2-3	.667	0-1	.000	2-2	1.000	0	3	3	3	0	1	0	1	0	1	6	6.0
SAVANNAH STATE	11/13/16	10	3-6	.500	0-0	.000	2-2	1.000	2	3	5	4.0	2	1	3	0	0	8	7.0	
UT RIO GRANDE VALLEY	11/20/16	13	1-2	.500	0-0	.000	1-3	.333	1	4	5	4.3	2	2	1	3	0	3	5.7	
vs Virginia	11/25/16	5	0-1	.000	0-1	.000	0-0	.000	0	0	3	3.0	0	0	0	0	0	0	4.3	
at Notre Dame	11/29/16	2	0-1	.000	0-0	.000	0-0	.000	0	0	0	2.6	2	0	1	0	1	0	3.4	
OMAHA	12/03/16	3	0-1	.000	0-0	.000	0-0	.000	1	1	2	2.5	0	0	0	0	0	0	2.8	
STETSON	12/05/16	6	1-1	1.000	0-0	.000	0-0	.000	1	2	3	2.6	1	0	0	1	0	2	2.7	
vs Northern Iowa	12/17/16	4	1-2	.500	0-0	.000	0-0	.000	1	1	2	2.5	1	0	0	0	0	2	2.6	
NORTH DAKOTA	12/20/16	2	1-1	1.000	0-0	.000	0-0	.000	0	0	0	2.2	0	0	0	0	1	2	2.6	
DELAWARE STATE	12/22/16	14	2-2	1.000	0-0	.000	1-3	.333	1	5	6	2.6	3	0	1	0	0	5	2.8	
at Purdue	12/28/16	8	1-2	.500	0-0	.000	0-0	.000	0	2	2	2.5	0	0	0	0	0	2	2.7	
PURDUE	01/12/17	8	3-4	.750	0-0	.000	0-0	.000	0	2	2	2.5	2	0	0	0	0	6	3.0	
at Northwestern	01/15/17	22	6-7	.857	1-2	.500	1-2	.500	2	0	2	2.5	1	0	1	0	0	14	3.8	
MARYLAND	01/19/17	15	2-6	.333	0-0	.000	0-0	.000	2	4	6	2.7	4	1	2	0	1	4	3.9	
at Illinois	01/25/17	11	2-6	.333	0-1	.000	0-0	.000	0	3	3	2.7	3	0	0	0	0	4	3.9	
OHIO STATE	01/28/17	21	6-7	.857	0-0	.000	2-2	1.000	2	5	7	3.0	3	2	0	1	0	14	4.5	
at Rutgers	01/31/17	7	0-1	.000	0-0	.000	0-0	.000	0	2	2	2.9	4	1	1	0	0	0	4.2	
NEBRASKA	02/05/17	5	0-2	.000	0-0	.000	0-0	.000	0	0	0	2.8	0	1	0	0	0	0	4.0	
at Minnesota	02/08/17	5	0-3	.000	0-0	.000	0-0	.000	0	1	1	2.7	1	0	0	0	0	0	3.8	
at Michigan State	02/11/17	6	2-3	.667	0-0	.000	0-0	.000	1	1	2	2.7	1	0	2	1	0	4	3.8	
ILLINOIS	02/18/17	4	1-1	1.000	0-0	.000	0-0	.000	0	1	1	2.6	1	0	1	0	0	2	3.7	
INDIANA	02/21/17	18	2-2	1.000	0-0	.000	0-0	.000	1	2	3	2.6	2	1	1	3	1	4	3.7	
at Maryland	02/25/17	2	0-0	.000	0-0	.000	0-0	.000	0	0	0	2.5	0	0	1	0	0	0	3.6	
at Wisconsin	03/02/17	5	0-1	.000	0-0	.000	0-0	.000	1	0	1	2.4	1	0	1	0	0	0	3.4	
PENN STATE	03/05/17	2	0-1	.000	0-0	.000	0-0	.000	0	0	0	2.3	0	1	0	0	0	0	3.3	
vs Indiana	03/09/17	9	0-0	.000	0-0	.000	0-0	.000	0	0	0	2.2	2	0	1	0	1	0	3.2	
Totals		0	216	36-66	.545	1-5	.200	9-14	.643	16	42	58	2.2	37	10	18	9	6	82	3.2

### SEASON / CAREER STATS

#### POINTS

SEASON: 14, 2X, LAST VS. OHIO STATE (1/28/17)

#### REBOUNDS

SEASON: 7 VS. OHIO STATE (1/28/17)

#### ASSISTS

SEASON: 2, 2X, LAST VS. OHIO STATE (1/28/17)

#### BLOCKS

SEASON: 3, 2X, LAST VS. INDIANA (2/21/17)

#### STEALS

SEASON: 1, 3X, LAST VS. INDIANA (3/9/17)

#### MINUTES

SEASON: 22 AT NORTHWESTERN (1/15/17)

#### FIELD GOALS MADE

SEASON: 6, 2X, LAST VS. OHIO STATE (1/28/17)

#### FIELD GOALS ATTEMPTED

SEASON: 7, 2X, LAST VS. OHIO STATE (1/28/17)

#### 3-POINT FIELD GOALS MADE

SEASON: 1 AT NORTHWESTERN (1/15/17)

#### 3-POINT FIELD GOALS ATTEMPTED

SEASON: 2 AT NORTHWESTERN (1/15/17)

#### FREE THROWS MADE

SEASON: 2, 3X, LAST VS. OHIO STATE (1/28/17)

#### FREE THROWS ATTEMPTED

SEASON: 3, 2X, LAST VS. DEL. STATE (12/22/16)

- Rejected a team-best and equaled a personal best with three blocks in Iowa's win over Indiana (Feb. 21)
- Scored a personal-best 14 points versus Northwestern and Ohio State
- Tied a personal best with 14 points on 6-of-7 shooting from the field and 2-of-2 from the free throw line and had seven rebounds, two assists, and a block in win over Ohio State (Jan. 28)
- Equaled a personal best with six rebounds against #25 Maryland (Jan. 19)
- Posted personal bests in scoring (14), minutes (22) and 3-pointers made (1) in loss at Northwestern
- Played key role in win over #17/19 Purdue (six points and two rebounds in eight second-half minutes)
- Grabbed five or more rebounds three times (Savannah State, UT Rio Grande Valley, Delaware State)
- Posted a personal best with six rebounds and also netted five points in triumph over Delaware State (Dec. 22)
- Blocked a personal-best three shots in only 13 minutes of action versus UT Rio Grande Valley (Nov. 20)
- Posted six points, three rebounds, and one steal in season opening win over Kennesaw State (Nov. 11)
- Played on the same AAU squad as classmates Cordell Pemsil and Jordan Bohannon
- Amassed 1,320 points and 550 rebounds at Spirit Lake High School
- Father (basketball) and mother (cheerleader) both attended Mankato State University

## PRODUCTION TRACKER

	Season	Career
Scored 10+ Points:	2	2
Scored 15+ Points:	0	0
Scored 20+ Points:	0	0
Had 5+ Assists:	0	0
Had 3+ Blocks:	2	2
Had 3+ Steals:	0	0
Made 3+ 3-Pointers:	0	0
Led Team in Scoring:	1	1
Led Team in Rebounding:	0	0
Led Team in Assists:	0	0
Led Team in Steals:	0	0
Led Team in Blocks:	3	3
Double-Double:	0	0



## CAREER STATS

YEAR	G/GS	FG-A	PCT	3-PT	PCT	FT-A	PCT	RB	AVG	PF-FO	AS	TO	BK	ST	PTS	AVG
Fresh.	26/0	36-66	.545	1-5	.200	9-14	.643	58	2.2	37-0	10	18	9	6	82	3.2

# 4 ISAIAH MOSS

RS-Freshman • Guard • 6-5 • 205  
Chicago, Illinois • Simeon HS



## 2016-17 GAME-BY-GAME STATS

Opponent	Date	gs	min	Total		3-Pointers		Free throws		Rebounds				pts	avg						
				fg-fga	pct	3fg-fga	pct	ft-fa	pct	off	def	tot	avg			pf	a	t/o	blk	stl	
KENNESAW STATE	11/11/16	4	1-2	.500	0-0	.000	0-0	.000	0	0	0	0	0	1	1	1	0	2	2.0		
SAVANNAH STATE	11/13/16	19	3-13	.231	3-9	.333	0-0	.000	0	1	1	0.5	3	1	1	2	1	9	5.5		
SETON HALL	11/17/16	2	0-1	.000	0-0	.000	0-0	.000	0	0	0	0.3	1	0	0	0	0	0	3.7		
UT RIO GRANDE VALLEY	11/20/16	18	5-7	.714	2-4	.500	2-2	1.000	0	2	2	0.8	1	1	2	0	0	14	6.3		
vs Virginia	11/25/16	12	0-3	.000	0-2	.000	0-0	.000	0	1	1	0.8	0	0	1	0	0	0	5.0		
vs Memphis	11/26/16	2	1-2	.500	0-1	.000	0-0	.000	0	0	0	0.7	0	0	0	0	0	2	4.5		
at Notre Dame	11/29/16	*	24	2-4	.500	1-2	.500	0-0	.000	0	2	2	0.9	2	5	0	1	0	5	4.6	
OMAHA	12/03/16	*	12	2-3	.667	1-2	.500	0-1	.000	0	1	1	0.9	5	0	2	1	0	5	4.6	
STETSON	12/05/16	*	32	8-13	.615	5-8	.625	0-0	.000	1	5	6	1.4	2	2	2	0	2	21	6.4	
IOWA STATE	12/08/16	*	31	6-11	.545	1-4	.250	1-2	.500	2	2	4	1.7	1	1	1	1	1	14	7.2	
vs Northern Iowa	12/17/16	*	15	2-6	.333	0-2	.000	3-3	1.000	0	1	1	1.6	3	1	0	0	0	7	7.2	
NORTH DAKOTA	12/20/16	*	26	3-6	.500	1-1	1.000	2-2	1.000	0	3	3	1.8	0	2	0	0	1	9	7.3	
DELAWARE STATE	12/22/16	*	16	3-5	.600	0-2	.000	4-5	.800	0	2	2	1.8	3	0	4	0	1	10	7.5	
at Purdue	12/28/16	*	18	0-4	.000	0-1	.000	0-0	.000	0	0	0	1.6	1	0	2	0	0	0	7.0	
MICHIGAN	01/01/17	*	20	3-4	.750	1-1	1.000	0-0	.000	0	3	3	1.7	1	0	0	0	0	7	7.0	
at Nebraska	01/05/17	*	37	7-15	.467	1-5	.200	2-2	1.000	1	3	4	1.9	3	1	2	1	0	17	7.6	
RUTGERS	01/08/17	*	18	3-4	.750	2-3	.667	0-0	.000	1	1	2	1.9	0	0	2	0	0	8	7.6	
PURDUE	01/12/17	*	16	1-4	.250	0-1	.000	0-0	.000	0	0	0	1.8	1	0	0	0	0	2	7.3	
at Northwestern	01/15/17	*	16	1-4	.250	0-0	.000	0-0	.000	0	0	0	1.7	1	1	3	0	0	2	7.1	
MARYLAND	01/19/17	*	15	3-8	.375	0-3	.000	2-2	1.000	0	1	1	1.7	0	0	0	0	1	8	7.1	
at Illinois	01/25/17	*	6	0-0	.000	0-0	.000	0-0	.000	0	0	0	1.6	0	0	1	0	0	0	6.8	
OHIO STATE	01/28/17	*	19	2-8	.250	0-1	.000	2-3	.667	0	2	2	1.6	3	0	1	0	0	6	6.7	
at Rutgers	01/31/17	*	16	3-7	.429	2-3	.667	3-4	.750	0	1	1	1.6	1	3	1	0	2	11	6.9	
NEBRASKA	02/05/17	*	14	1-4	.250	0-1	.000	0-0	.000	0	1	1	1.5	1	1	1	0	1	2	6.7	
at Minnesota	02/08/17	*	24	7-12	.583	3-5	.600	2-3	.667	2	1	3	1.6	2	2	3	2	0	19	7.2	
at Michigan State	02/11/17	*	16	1-6	.167	0-1	.000	0-0	.000	1	0	1	1.6	2	0	0	0	1	2	7.0	
ILLINOIS	02/18/17	*	17	1-6	.167	0-1	.000	0-0	.000	0	2	2	1.6	1	0	0	0	0	2	6.8	
INDIANA	02/21/17	*	5	0-1	.000	0-1	.000	0-0	.000	0	1	1	1.6	0	0	1	0	0	0	6.6	
at Maryland	02/25/17	*	16	1-4	.250	0-1	.000	0-0	.000	0	1	1	1.6	0	1	0	0	0	2	6.4	
at Wisconsin	03/02/17	*	18	2-8	.250	1-1	1.000	0-0	.000	0	3	3	1.6	2	1	3	1	1	5	6.4	
PENN STATE	03/05/17	*	11	1-3	.333	0-0	.000	0-0	.000	0	0	0	1.5	0	2	0	0	1	1	6.2	
vs Indiana	03/09/17	*	28	5-13	.385	1-5	.200	0-1	.000	0	2	2	1.6	1	3	2	1	5	11	6.4	
Totals			26	543	78-191	.408	25-71	.352	23-30	.767	8	42	50	1.6	42	28	36	11	18	204	6.4

### SEASON / CAREER STATS

#### POINTS

SEASON: 21 vs. STETSON (12/5/16)

#### REBOUNDS

SEASON: 6 vs. STETSON (12/5/16)

#### ASSISTS

SEASON: 5 AT NOTRE DAME (11/29/16)

#### BLOCKS

SEASON: 2, 2X, LAST AT MINNESOTA (2/8/17)

#### STEALS

SEASON: 5 vs. INDIANA (3/9/17)

#### MINUTES

SEASON: 37 AT NEBRASKA (1/5/17)

#### FIELD GOALS MADE

SEASON: 8 vs. STETSON (12/5/16)

#### FIELD GOALS ATTEMPTED

SEASON: 15 AT NEBRASKA (1/5/17)

#### 3-POINT FIELD GOALS MADE

SEASON: 5 vs. STETSON (12/5/16)

#### 3-POINT FIELD GOALS ATTEMPTED

SEASON: 9 vs. SAVANNAH STATE (11/13/16)

#### FREE THROWS MADE

SEASON: 4 vs. DELAWARE STATE (12/22/16)

#### FREE THROWS ATTEMPTED

SEASON: 5 vs. DELAWARE (12/22/16)

- Started the last 26 games at guard
- Scored at least two points in 10 of Iowa's last 11 games, including the last four
- Netted 11 points and credited with a personal-best five steals vs. Indiana at the Big Ten Tournament
- His five steals versus Indiana at the Big Ten Tournament tie an Iowa Big Ten Tournament record
- Scored 12 of his 19 points in the first half at Minnesota (Feb. 8)
- Netted 15 of his 17 points in the first half at Nebraska (Jan. 5)
- Shot 50 percent or better from the field 12 times
- Has missed only six free throws (23-of-29, .793)
- Big Ten Freshman of the Week (Dec. 12)
- Averaged 17.5 points, 5 rebounds, 1.5 steals, and 1.5 assists in wins over Stetson and #25 Iowa State
- Netted 14 crucial points and grabbed four boards in Iowa's win over #25 Iowa State
- Posted personal bests in scoring (21), rebounds (6) in Iowa's win over Stetson

## PRODUCTION TRACKER

	Season	Career
Scored 10+ Points:	7	7
Scored 15+ Points:	3	3
Scored 20+ Points:	1	1
Had 5+ Assists:	1	1
Had 3+ Blocks:	0	0
Had 3+ Steals:	1	1
Made 3+ 3-Pointers:	0	0
Led Team in Scoring:	0	0
Led Team in Rebounding:	0	0
Led Team in Assists:	0	0
Led Team in Steals:	3	3
Led Team in Blocks:	6	6
Double-Double:	0	0




## CAREER STATS

YEAR	G/GS	FG-A	PCT	3-PT	PCT	FT-A	PCT	RB	AVG	PF-FO	AS	TO	BK	ST	PTS	AVG
Fresh.	32/26	78-191	.408	25-71	.352	23-30	.767	50	1.6	42-1	28	36	11	18	204	6.4



# 35 CORDELL PEMSL

Freshman • Forward • 6-8 • 249  
Dubuque, Iowa • Wahlert HS



## 2016-17 GAME-BY-GAME STATS

Opponent	Date	gs	min	Total		3-Pointers		Free throws		Rebounds				pts	avg					
				fg-fga	pct	3fg-fga	pct	ft-fa	pct	off	def	tot	avg			pf	a	t/o	blk	stl
KENNESAW STATE	11/11/16	16	4-7	.571	0-0	.000	2-7	.286	3	3	6	6.0	2	0	0	2	1	10	10.0	
SAVANNAH STATE	11/13/16	18	7-7	1.000	0-0	.000	4-4	1.000	2	7	9	7.5	1	3	2	0	0	18	14.0	
SETON HALL	11/17/16	6	1-3	.333	0-1	.000	0-0	.000	1	4	5	6.7	1	0	2	0	0	2	10.0	
UT RIO GRANDE VALLEY	11/20/16	6	0-1	.000	0-0	.000	1-4	.250	1	0	1	5.3	1	0	1	0	0	1	7.8	
vs Virginia	11/25/16	17	0-0	.000	0-0	.000	1-3	.333	2	3	5	5.2	1	0	2	1	0	1	6.4	
vs Memphis	11/26/16	18	3-4	.750	0-0	.000	0-2	.000	0	4	4	5.0	0	0	1	2	0	6	6.3	
at Notre Dame	11/29/16 *	23	8-9	.889	0-0	.000	2-3	.667	0	2	2	4.6	4	3	1	0	1	18	8.0	
OMAHA	12/03/16 *	24	6-7	.857	0-0	.000	6-7	.857	1	3	4	4.5	4	2	4	1	1	18	9.3	
STETSON	12/05/16 *	22	9-11	.818	0-0	.000	3-5	.600	5	3	8	4.9	3	2	0	2	0	21	10.6	
IOWA STATE	12/08/16 *	28	4-7	.571	0-0	.000	3-5	.600	1	4	5	4.9	3	0	2	1	0	11	10.6	
vs Northern Iowa	12/17/16 *	18	4-4	1.000	0-0	.000	2-3	.667	0	5	5	4.9	3	0	1	0	1	10	10.5	
NORTH DAKOTA	12/20/16	24	4-7	.571	0-0	.000	1-8	.125	4	7	11	5.4	4	1	1	1	1	9	10.4	
DELAWARE STATE	12/22/16 *	20	2-3	.667	0-0	.000	4-5	.800	1	2	3	5.2	3	2	2	1	2	8	10.2	
at Purdue	12/28/16 *	16	4-8	.500	0-0	.000	2-2	1.000	3	1	4	5.1	4	1	3	0	0	10	10.2	
MICHIGAN	01/01/17 *	31	2-8	.250	0-0	.000	0-0	.000	3	5	8	5.3	2	3	1	2	3	4	9.8	
at Nebraska	01/05/17 *	34	3-6	.500	0-0	.000	4-6	.667	1	5	6	5.4	2	1	4	0	0	10	9.8	
RUTGERS	01/08/17 *	31	5-8	.625	0-0	.000	3-5	.600	0	2	2	5.2	3	1	2	3	0	13	10.0	
PURDUE	01/12/17 *	20	2-5	.400	0-0	.000	0-3	.000	3	5	8	5.3	3	1	1	1	0	4	9.7	
at Northwestern	01/15/17 *	13	0-2	.000	0-0	.000	2-4	.500	1	0	1	5.1	0	0	2	0	1	2	9.3	
MARYLAND	01/19/17 *	18	4-8	.500	0-0	.000	1-2	.500	1	3	4	5.1	3	0	2	2	1	9	9.3	
at Illinois	01/25/17 *	11	3-5	.600	0-0	.000	0-1	.000	3	1	4	5.0	3	0	0	0	0	6	9.1	
OHIO STATE	01/28/17	15	3-3	1.000	0-0	.000	0-0	.000	0	2	2	4.9	3	5	1	1	0	6	9.0	
at Rutgers	01/31/17	19	6-10	.600	0-0	.000	3-5	.600	3	4	7	5.0	1	0	2	1	2	15	9.2	
NEBRASKA	02/05/17	16	2-5	.400	0-0	.000	2-3	.667	2	2	4	4.9	3	2	1	0	1	6	9.1	
at Minnesota	02/08/17	22	2-2	1.000	0-0	.000	5-7	.714	2	4	6	5.0	3	0	2	0	0	9	9.1	
at Michigan State	02/11/17	17	2-6	.333	0-0	.000	6-7	.857	3	4	7	5.0	1	0	0	1	1	10	9.1	
ILLINOIS	02/18/17	21	1-4	.250	0-0	.000	3-4	.750	0	2	2	4.9	2	2	1	1	2	5	9.0	
INDIANA	02/21/17	16	3-3	1.000	0-0	.000	3-4	.750	2	1	3	4.9	4	1	3	0	0	9	9.0	
at Maryland	02/25/17	9	2-2	1.000	0-0	.000	0-1	.000	0	3	3	4.8	1	0	2	0	0	4	8.8	
at Wisconsin	03/02/17	20	4-4	1.000	0-0	.000	2-2	1.000	1	1	2	4.7	3	1	2	0	1	10	8.8	
PENN STATE	03/05/17	26	6-9	.667	0-0	.000	2-2	1.000	4	2	6	4.7	3	1	1	1	1	14	9.0	
vs Indiana	03/09/17	28	6-12	.500	0-0	.000	2-3	.667	4	7	11	4.9	4	1	0	0	1	14	9.2	
<b>Totals</b>		<b>14</b>	<b>623</b>	<b>112-180</b>	<b>.622</b>	<b>0-1</b>	<b>.000</b>	<b>69-117</b>	<b>.590</b>	<b>57</b>	<b>101</b>	<b>158</b>	<b>4.9</b>	<b>78</b>	<b>33</b>	<b>49</b>	<b>23</b>	<b>21</b>	<b>293</b>	<b>9.2</b>

### SEASON / CAREER STATS

- POINTS**  
SEASON: 21 vs. STETSON (12/5/16)
- REBOUNDS**  
SEASON: 11, 2X, LAST vs. INDIANA (3/9/17)
- ASSISTS**  
SEASON: 5 vs. OHIO STATE (1/28/17)
- BLOCKS**  
SEASON: 3 vs. RUTGERS (1/8/17)
- STEALS**  
SEASON: 3 vs. MICHIGAN (1/1/17)
- MINUTES**  
SEASON: 34 AT NEBRASKA (1/5/17)
- FIELD GOALS MADE**  
SEASON: 9 vs. STETSON (12/5/16)
- FIELD GOALS ATTEMPTED**  
SEASON: 12 vs. INDIANA (3/9/17)
- 3-POINT FIELD GOALS MADE**  
SEASON: ---
- 3-POINT FIELD GOALS ATTEMPTED**  
SEASON: ---
- FREE THROWS MADE**  
SEASON: 6, 2X, LAST AT MICH. ST. (2/11/17)
- FREE THROWS ATTEMPTED**  
SEASON: 7, 4X, LAST AT MICH. ST. (2/11/17)

- Made 21 of his last 30 field goal attempts (.700) over a span of Iowa's last five contests
- Ranks 22nd nationally in field goal percentage (.622, 112-of-180) and is fourth on the team in scoring (9.2)
- Netted double figures 15 times, including the last three games
- Posted his first career double-double, 14 points & a team-best 11 boards, vs. Indiana at the Big Ten Tournament
- Tied a personal best going 6-of-7 (.857) from the free throw line at Michigan State (Feb. 11)
- Posted 15 points, seven rebounds, and two steals in win at Rutgers (Jan. 31)
- Credited with a personal-best five assists to go along with six points in win over Ohio State (Jan. 28)
- Blocked a personal-best three shots and scored 13 points in home win over Rutgers (Jan. 5)
- Netted a personal-best 21 points and equaled a career high with two blocks in Iowa's win over Stetson
- Netted 18 points on 6-of-7 shooting from both the field and free throw line against Omaha
- Tallied 18 points on 8-of-9 shooting from the field and 2-of-3 from the FT line in first career start (at Notre Dame)
- Made every shot in win over Savannah State (7-of-7 FG, 4-of-4 FT), while also grabbing a team-best 9 rebounds
- Played on the same AAU squad as classmates Ryan Kriener and Jordan Bohannon
- Member of two Iowa Class 3A team championships (2014, 2015) and was runner-up in 2016
- Ranks first at Wahlert HS with 1,611 career points, second in rebounding (878), and seventh in assists (184)

### PRODUCTION TRACKER

	Season	Career
Scored 10+ Points:	15	15
Scored 15+ Points:	5	5
Scored 20+ Points:	1	1
Had 5+ Assists:	1	1
Had 3+ Blocks:	1	1
Had 3+ Steals:	0	0
Made 3+ 3-Pointers:	0	0
Led Team in Scoring:	2	2
Led Team in Rebounding:	6	6
Led Team in Assists:	0	0
Led Team in Steals:	4	4
Led Team in Blocks:	9	9
Double-Double:	1	1




### CAREER STATS

YEAR	G/GS	FG-A	PCT	3-PT	PCT	FT-A	PCT	RB	AVG	PF-FO	AS	TO	BK	ST	PTS	AVG
Fresh.	32/14	112-180	.622	0-1	.000	69-117	.590	158	4.9	78-0	33	49	23	21	293	9.2

# 11 CHARLIE ROSE

Junior • Guard • 6-4 • 185  
Elmhurst, Illinois • York Community



## 2016-17 GAME-BY-GAME STATS

Opponent	Date	gs	min	Total		3-Pointers		Free throws		Rebounds				pf	a	t/o	blk	stl	pts	avg
				fg-fga	pct	3fg-fga	pct	ft-fa	pct	off	def	tot	avg							
KENNESAW STATE	11/11/16	1	0-0	.000	0-0	.000	0-0	.000	0	1	1	1.0	2	0	1	0	0	0	0	0.0
SAVANNAH STATE	11/13/16	1	1-2	.500	0-0	.000	0-0	.000	0	0	0	0.5	0	0	0	0	0	0	2	1.0
UT RIO GRANDE VALLEY	11/20/16	2	0-0	.000	0-0	.000	0-0	.000	0	0	0	0.3	1	0	0	0	0	0	0	0.7
STETSON	12/05/16	2	0-1	.000	0-1	.000	0-0	.000	0	0	0	0.3	0	0	0	0	0	0	0	0.5
vs Northern Iowa	12/17/16	1	0-0	.000	0-0	.000	0-0	.000	0	0	0	0.2	0	0	0	0	0	0	0	0.4
DELAWARE STATE	12/22/16	1	0-0	.000	0-0	.000	0-0	.000	0	0	0	0.2	0	1	0	0	0	0	0	0.3
at Rutgers	01/31/17	1	0-0	.000	0-0	.000	0-0	.000	0	0	0	0.1	0	0	0	0	0	0	0	0.3
<b>Totals</b>		<b>0</b>	<b>9</b>	<b>1-3</b>	<b>.333</b>	<b>0-1</b>	<b>.000</b>	<b>0-0</b>	<b>.000</b>	<b>0</b>	<b>1</b>	<b>1</b>	<b>0.1</b>	<b>3</b>	<b>1</b>	<b>1</b>	<b>0</b>	<b>0</b>	<b>2</b>	<b>0.3</b>

### SEASON / CAREER STATS

#### POINTS

SEASON: 2 VS. SAVANNAH STATE (11/13/16)  
CAREER: 3 VS. NORTH DAKOTA ST (11/17/14)

#### REBOUNDS

SEASON: 1 VS. KENNESAW STATE (11/11/16)  
CAREER: 1 VS. KENNESAW STATE (11/11/16)

#### ASSISTS

SEASON: 1 VS. DELAWARE STATE (12/22/16)  
CAREER: 1, 2X, LAST VS. DEL. STATE (12/22/16)

#### BLOCKS

SEASON: ---  
CAREER: ---

#### STEALS

SEASON: ---  
CAREER: ---

#### MINUTES

SEASON: 2, 2X, LAST VS. STETSON (12/5/16)  
CAREER: 3, 3X, LAST VS. RUTGERS (2/19/15)

#### FIELD GOALS MADE

SEASON: 1, 2X, LAST VS. SAVANNAH ST (11/13/16)  
CAREER: 1, 2X, LAST VS. SAVANNAH ST (11/13/16)

#### FIELD GOALS ATTEMPTED

SEASON: 2 VS. SAVANNAH STATE (11/13/16)  
CAREER: 2 VS. SAVANNAH STATE (11/13/16)

#### 3-POINT FIELD GOALS MADE

SEASON: ---  
CAREER: 1 VS. NORTH DAKOTA ST (11/17/14)

#### 3-POINT FIELD GOALS ATTEMPTED

SEASON: ---  
CAREER: 1 VS. NORTH DAKOTA ST (11/17/14)

#### FREE THROWS MADE

SEASON: ---  
CAREER: ---


#### FREE THROWS ATTEMPTED

SEASON: ---  
CAREER: ---

- Non-scholarship athlete
- Played in seven games this season

## PRODUCTION TRACKER

	Season	Career
Scored 10+ Points:	0	0
Scored 15+ Points:	0	0
Scored 20+ Points:	0	0
Had 5+ Assists:	0	0
Had 3+ Blocks:	0	0
Had 3+ Steals:	0	0
Made 3+ 3-Pointers:	0	0
Led Team in Scoring:	0	0
Led Team in Rebounding:	0	0
Led Team in Assists:	0	0
Led Team in Steals:	0	0
Led Team in Blocks:	0	0
Double-Double:	0	0



## CAREER STATS

YEAR	G/GS	FG-A	PCT	3-PT	PCT	FT-A	PCT	RB	AVG	PF-FO	AS	TO	BK	ST	PTS	AVG
Fresh.	8/0	1-1	1.000	1-1	1.000	0-0	.000	0	0.0	0-0	1	1	0	0	3	0.4
Junior	7/0	1-3	.333	0-1	.000	0-0	.000	1	0.2	3-0	1	1	0	0	2	0.3
<b>TOTALS</b>	<b>15/0</b>	<b>2-4</b>	<b>.500</b>	<b>1-2</b>	<b>.500</b>	<b>0-0</b>	<b>.000</b>	<b>1</b>	<b>0.1</b>	<b>3-0</b>	<b>2</b>	<b>2</b>	<b>0</b>	<b>0</b>	<b>5</b>	<b>0.3</b>

# 25 DOM UHL

Junior • Forward • 6-9 • 217  
Frankfurt, Germany • Point Pleasant Beach HS (NJ)



## 2016-17 GAME-BY-GAME STATS

Opponent	Date	gs	min	Total		3-Pointers		Free throws		Rebounds					pts	avg					
				fg-fga	pct	3fg-fga	pct	ft-fa	pct	off	def	tot	avg	pf			a	t/o	blk	stl	
KENNESAW STATE	11/11/16	*	18	1-3	.333	0-2	.000	6-10	.600	3	2	5	5.0	1	0	2	0	1	8	8.0	
SAVANNAH STATE	11/13/16	*	13	1-4	.250	1-4	.250	0-0	.000	2	2	4	4.5	1	2	2	0	0	3	5.5	
SETON HALL	11/17/16	*	25	2-5	.400	1-2	.500	3-4	.750	3	7	10	6.3	4	0	2	0	0	8	6.3	
UT RIO GRANDE VALLEY	11/20/16	*	16	2-6	.333	1-2	.500	1-1	1.000	1	5	6	6.3	2	4	1	1	0	6	6.3	
vs Virginia	11/25/16	*	21	4-9	.444	1-4	.250	0-0	.000	1	4	5	6.0	1	0	5	0	0	9	6.8	
vs Memphis	11/26/16	*	26	2-5	.400	0-3	.000	2-2	1.000	0	4	4	5.7	1	1	2	0	0	6	6.7	
at Notre Dame	11/29/16		16	0-2	.000	0-1	.000	2-2	1.000	1	0	1	5.0	0	2	1	1	0	2	6.0	
OMAHA	12/03/16		10	1-3	.333	0-1	.000	0-0	.000	1	0	1	4.5	2	1	0	1	0	2	5.5	
STETSON	12/05/16		12	2-3	.667	0-0	.000	2-4	.500	1	1	2	4.2	1	1	0	0	1	6	5.6	
IOWA STATE	12/08/16		15	1-4	.250	1-1	1.000	0-0	.000	0	2	2	4.0	0	0	0	0	0	3	5.3	
vs Northern Iowa	12/17/16		20	1-5	.200	0-3	.000	0-1	.000	1	3	4	4.0	1	1	1	0	0	2	5.0	
NORTH DAKOTA	12/20/16	*	15	1-4	.250	0-1	.000	0-0	.000	3	1	4	4.0	2	3	2	0	0	2	4.8	
DELAWARE STATE	12/22/16		20	1-2	.500	0-0	.000	5-8	.625	1	6	7	4.2	2	1	2	0	0	7	4.9	
at Purdue	12/28/16		10	1-2	.500	0-0	.000	0-0	.000	0	2	2	4.1	0	1	1	0	1	2	4.7	
MICHIGAN	01/01/17		14	1-4	.250	0-1	.000	0-0	.000	0	2	2	3.9	0	1	1	0	0	1	2.4.5	
at Nebraska	01/05/17		6	1-1	1.000	0-0	.000	0-0	.000	1	2	3	3.9	0	0	0	0	0	2	4.4	
RUTGERS	01/08/17		23	2-4	.500	1-2	.500	5-8	.625	3	5	8	4.1	0	1	1	5	0	10	4.7	
PURDUE	01/12/17		15	1-3	.333	0-1	.000	0-0	.000	0	1	1	3.9	0	2	0	0	0	2	4.6	
at Illinois	01/25/17		21	1-3	.333	1-2	.500	0-0	.000	0	4	4	3.9	1	1	0	1	0	3	4.5	
OHIO STATE	01/28/17		21	1-3	.333	0-0	.000	4-6	.667	2	3	5	4.0	1	6	1	0	1	6	4.6	
at Rutgers	01/31/17		16	2-4	.500	1-1	1.000	0-0	.000	0	2	2	3.9	1	1	1	0	0	5	4.6	
NEBRASKA	02/05/17		15	2-2	1.000	1-1	1.000	2-2	1.000	1	2	3	3.9	0	1	0	0	0	7	4.7	
at Minnesota	02/08/17		18	1-5	.200	0-3	.000	2-2	1.000	2	3	5	3.9	2	1	0	0	0	4	4.7	
at Michigan State	02/11/17		10	1-3	.333	1-3	.333	1-2	.500	0	1	1	3.8	2	3	0	0	0	4	4.6	
ILLINOIS	02/18/17		12	0-2	.000	0-1	.000	0-0	.000	1	2	3	3.8	1	1	0	0	0	0	4.4	
INDIANA	02/21/17		5	0-2	.000	0-2	.000	0-0	.000	0	2	2	3.7	2	0	2	0	0	0	4.3	
at Maryland	02/25/17		12	0-0	.000	0-0	.000	0-0	.000	1	1	2	3.6	0	1	0	0	0	0	4.1	
at Wisconsin	03/02/17		9	0-0	.000	0-0	.000	0-0	.000	0	2	2	3.6	2	0	1	0	0	0	4.0	
PENN STATE	03/05/17		4	0-0	.000	0-0	.000	0-0	.000	0	0	0	3.4	0	0	0	0	0	0	3.8	
vs Indiana	03/09/17		4	0-1	.000	0-0	.000	0-0	.000	0	0	0	3.3	0	0	0	0	0	0	3.7	
Totals			7	442	33-94	.351	10-41	.244	35-52	.673	29	71	100	3.3	30	34	30	9	5	111	3.7

### SEASON / CAREER STATS

#### POINTS

SEASON: 10 VS. RUTGERS (1/8/17)  
CAREER: 18 VS. COPPIN STATE (11/15/15)

#### REBOUNDS

SEASON: 10 VS. SETON HALL (11/17/16)  
CAREER: 10, 2X, LAST VS. SETON HALL (11/17/16)

#### ASSISTS

SEASON: 6 VS. OHIO STATE (1/28/17)  
CAREER: 6 VS. OHIO STATE (1/28/17)

#### BLOCKS

SEASON: 5 VS. RUTGERS (1/8/17)  
CAREER: 5 VS. RUTGERS (1/8/17)

#### STEALS

SEASON: 1, 5X, LAST VS. OHIO STATE (1/28/17)  
CAREER: 3 AT MARQUETTE (11/19/15)

#### MINUTES

SEASON: 26 VS. MEMPHIS (11/26/16)  
CAREER: 28 VS. DRAKE (12/19/15)

#### FIELD GOALS MADE

SEASON: 4 VS. VIRGINIA (11/25/16)  
CAREER: 7 VS. COPPIN STATE (11/15/15)

#### FIELD GOALS ATTEMPTED

SEASON: 9 VS. VIRGINIA (11/25/16)  
CAREER: 10, 2X, LAST VS. UMC (12/5/15)

#### 3-POINT FIELD GOALS MADE

SEASON: 1, 5X, LAST VS. RUTGERS (1/8/17)  
CAREER: 3 VS. COPPIN STATE (11/15/15)

#### 3-POINT FIELD GOALS ATTEMPTED

SEASON: 4, 2X, LAST VS. VIRGINIA (11/25/16)  
CAREER: 5, 2X, LAST VS. COPPIN ST (11/15/15)

#### FREE THROWS MADE

SEASON: 6, 2X, LAST VS. KENN. ST. (11/11/16)  
CAREER: 6, 2X, LAST VS. KENN. ST. (11/11/16)

#### FREE THROWS ATTEMPTED

SEASON: 10, 2X, LAST VS. KENN. ST. (11/11/16)  
CAREER: 10, 2X, LAST VS. KENN. ST. (11/11/16)

- After scoring at least two points in his first 24 games played this season, has not scored in Iowa's last six games
- Posted a season-high 10 points, blocked a personal-best five shots, and snagged eight rebounds in 23 minutes played in home win over Rutgers (Jan. 8)
- Credited with a career-best six assists to go along with six points & five boards in win over Ohio State (Jan. 28)
- Missed two games (Northwestern, Maryland) due to a thumb injury sustained in Purdue game (Jan. 12)
- After missing five straight 3-point attempts (Dec. 17-Jan. 5), made his sixth triple of the year vs. Rutgers (Jan. 8)
- Scored seven points and snagged a team-best seven rebounds in win over Delaware State (Dec. 22)
- Averaged 7.5 points and 4.5 rebounds in two games at the Emerald Coast Classic vs. #6 Virginia and Memphis
- Posted eight points, five rebounds, and one steal in season opening win over Kennesaw State (Nov. 11)
- Matched a career high with 10 rebounds, while scoring eight points against Seton Hall (Nov. 17)

## PRODUCTION TRACKER

	Season	Career
Scored 10+ Points:	1	9
Scored 15+ Points:	0	2
Scored 20+ Points:	0	0
Had 5+ Assists:	1	1
Had 3+ Blocks:	1	2
Had 3+ Steals:	0	1
Made 3+ 3-Pointers:	0	1
Led Team in Scoring:	0	1
Led Team in Rebounding:	1	5
Led Team in Assists:	0	0
Led Team in Steals:	0	5
Led Team in Blocks:	2	8
Double-Double:	0	1



## CAREER STATS

YEAR	G/GS	FG-A	PCT	3-PT	PCT	FT-A	PCT	RB	AVG	PF-FO	AS	TO	BK	ST	PTS	AVG
Fresh.	33/0	26-72	.361	5-27	.185	11-21	.524	61	1.8	25-0	14	23	7	8	68	2.1
Soph.	33/1	69-166	.416	27-60	.450	34-58	.586	119	3.6	40-0	27	25	12	16	199	6.0
Junior	30/7	33-94	.351	10-41	.244	35-52	.673	100	3.3	30-0	34	30	9	5	111	3.7
TOTALS	96/8	128-332	.386	42-128	.328	80-131	.611	280	2.9	95-0	75	78	28	29	378	3.9

# AHMAD WAGNER

Sophomore • Forward • 6-7 • 235  
Yellow Springs, Ohio • Wayne HS



## 2016-17 GAME-BY-GAME STATS

Opponent	Date	gs	min	Total		3-Pointers		Free throws		Rebounds			pf	a	t/o	blk	stl	pts	avg	
				fg-fga	pct	3fg-fga	pct	ft-fa	pct	off	def	tot								avg
KENNESAW STATE	11/11/16	24	4-4	1.000	0-0	.000	4-5	.800	0	5	5.0	2	4	2	4	2	12	12.0		
SAVANNAH STATE	11/13/16	16	1-4	.250	0-0	.000	2-4	.500	5	4	9.0	4	3	1	0	0	4	8.0		
SETON HALL	11/17/16	20	0-1	.000	0-0	.000	1-4	.250	1	1	2.0	5.3	3	0	1	0	0	1	5.7	
UT RIO GRANDE VALLEY	11/20/16	10	0-0	.000	0-0	.000	3-6	.500	0	3	3.0	4.8	1	0	1	0	1	3	5.0	
vs Virginia	11/25/16	18	1-3	.333	0-0	.000	0-0	.000	0	0	0.0	3.8	2	2	1	0	2	2	4.4	
vs Memphis	11/26/16	13	1-2	.500	0-0	.000	2-2	1.000	2	3	5.0	4.0	4	2	1	0	0	4	4.3	
at Notre Dame	11/29/16	6	0-2	.000	0-0	.000	0-0	.000	0	0	0.0	3.4	3	1	0	0	0	0	3.7	
OMAHA	12/03/16	24	1-7	.143	0-1	.000	2-4	.500	7	1	8.0	4.0	3	2	0	1	2	4	3.8	
STETSON	12/05/16	* 13	3-4	.750	0-0	.000	2-5	.400	1	5	6.0	4.2	2	1	0	2	0	8	4.2	
IOWA STATE	12/08/16	* 21	1-2	.500	0-0	.000	2-4	.500	2	3	5.0	4.3	3	2	2	0	0	4	4.2	
vs Northern Iowa	12/17/16	* 26	3-6	.500	0-0	.000	0-0	.000	2	2	4.0	4.3	3	2	3	0	1	6	4.4	
NORTH DAKOTA	12/20/16	* 21	3-6	.500	0-0	.000	2-4	.500	0	0	0.0	3.9	3	2	1	1	1	8	4.7	
DELAWARE STATE	12/22/16	* 22	5-5	1.000	0-0	.000	2-6	.333	1	3	4.0	3.9	2	3	1	2	2	12	5.2	
at Purdue	12/28/16	* 13	0-2	.000	0-0	.000	0-0	.000	0	1	1.0	3.7	0	0	0	1	1	0	4.9	
MICHIGAN	01/01/17	14	1-4	.250	0-0	.000	0-0	.000	2	1	3.0	3.7	1	0	1	0	1	2	4.7	
at Nebraska	01/05/17	8	1-3	.333	0-0	.000	0-0	.000	1	0	1.0	3.5	2	0	0	0	1	2	4.5	
RUTGERS	01/08/17	4	1-1	1.000	0-0	.000	0-0	.000	0	0	0.0	3.3	1	1	0	0	0	2	4.4	
PURDUE	01/12/17	9	2-3	.667	0-0	.000	0-0	.000	0	0	0.0	3.1	2	0	1	0	0	4	4.3	
at Northwestern	01/15/17	13	1-1	1.000	0-0	.000	0-2	.000	0	1	1.0	3.0	2	5	1	0	0	2	4.2	
MARYLAND	01/19/17	15	3-5	.600	0-0	.000	6-8	.750	5	1	6.0	3.2	2	2	0	0	1	12	4.6	
at Illinois	01/25/17	21	5-8	.625	0-0	.000	2-5	.400	3	2	5.0	3.2	4	3	0	1	1	12	5.0	
OHIO STATE	01/28/17	* 17	2-5	.400	0-1	.000	0-2	.000	4	2	6.0	3.4	1	1	1	0	0	4	4.9	
at Rutgers	01/31/17	* 21	4-5	.800	0-0	.000	1-4	.250	1	1	2.0	3.3	2	1	3	0	2	9	5.1	
NEBRASKA	02/05/17	* 15	3-8	.375	0-0	.000	0-1	.000	3	0	3.0	3.3	1	1	1	1	1	6	5.1	
at Minnesota	02/08/17	* 13	2-4	.500	0-0	.000	1-3	.333	1	3	4.0	3.3	3	0	1	0	0	5	5.1	
at Michigan State	02/11/17	* 23	3-5	.600	0-0	.000	1-3	.333	4	0	4.0	3.3	1	1	1	0	2	7	5.2	
ILLINOIS	02/18/17	* 12	1-3	.333	0-0	.000	2-2	1.000	3	1	4.0	3.4	1	0	0	1	0	4	5.1	
INDIANA	02/21/17	* 10	1-1	1.000	0-0	.000	0-0	.000	1	0	1.0	3.3	2	1	2	0	0	2	5.0	
at Maryland	02/25/17	* 13	1-5	.200	0-0	.000	0-0	.000	4	1	5.0	3.3	2	2	0	0	0	2	4.9	
at Wisconsin	03/02/17	* 16	1-1	1.000	0-0	.000	0-0	.000	2	1	3.0	3.3	3	0	0	0	2	2	4.8	
PENN STATE	03/05/17	23	1-4	.250	0-0	.000	1-1	1.000	2	1	3.0	3.3	1	0	0	2	3	4.8		
vs Indiana	03/09/17	* 13	2-2	1.000	0-0	.000	0-1	.000	1	1	2.0	3.3	0	1	1	0	0	4	4.8	
Totals		16	507	58-116	.500	0-2	.000	36-76	.474	58	47	105	3.3	66	43	27	14	25	152	4.8

### SEASON / CAREER STATS

#### POINTS

SEASON: 12, 4X, LAST AT ILLINOIS (1/25/17)  
CAREER: 12, 4X, LAST AT ILLINOIS (1/25/17)

#### REBOUNDS

SEASON: 9 VS. SAVANNAH STATE (11/13/16)  
CAREER: 9, 2X, LAST VS. SAVANNAH ST (11/13/16)

#### ASSISTS

SEASON: 5 AT NORTHWESTERN (1/15/17)  
CAREER: 5 AT NORTHWESTERN (1/15/17)

#### BLOCKS

SEASON: 4 VS. KENNESAW STATE (11/11/16)  
CAREER: 4 VS. KENNESAW STATE (11/11/16)

#### STEALS

SEASON: 2, 8X, LAST VS. PENN STATE (3/5/17)  
CAREER: 3 VS. NORTHWESTERN (1/31/16)

#### MINUTES

SEASON: 26 VS. NORTHERN IOWA (12/17/16)  
CAREER: 26 VS. NORTHERN IOWA (12/17/16)

#### FIELD GOALS MADE

SEASON: 5 VS. DELAWARE STATE (12/22/16)  
CAREER: 5, 2X, LAST VS. DEL. STATE (12/22/16)

#### FIELD GOALS ATTEMPTED

SEASON: 8, 2X, LAST VS. NEBRASKA (2/5/17)  
CAREER: 8, 2X, LAST VS. NEBRASKA (2/5/17)

#### 3-POINT FIELD GOALS MADE

SEASON: ---  
CAREER: ---

#### 3-POINT FIELD GOALS ATTEMPTED

SEASON: ---  
CAREER: 1, 2X, LAST VS. OMAHA (12/3/16)

#### FREE THROWS MADE

SEASON: 4 VS. KENNESAW STATE (11/11/16)  
CAREER: 5 VS. UMKC (12/15/15)

#### FREE THROWS ATTEMPTED

SEASON: 6, 2X, LAST VS. DEL. STATE (12/22/16)  
CAREER: 6, 3X, LAST VS. DEL. STATE (12/22/16)

- Scored a career-high 12 points four times this season
- Ranks third on the team in blocks (14), fourth in FT attempts (76), and fifth in assists (43) and steals (25)
- Dished out a team and career-best five assists in loss at Northwestern (Jan. 15)
- Made all five field goal attempts -- equaling a career high with 12 points -- and snagging four boards in victory over Delaware State (Dec. 22)
- Started his first career game against Stetson, recording eight points, six rebounds and two blocks
- Started his second career game versus #25 Iowa State recording 4 points, 5 rebounds, and 2 assists
- Equaled a season high with two steals and had eight rebounds against Omaha (Dec. 3)
- Posted career bests in scoring (12), assists (4), and blocked shots (4) in season opening win over Kennesaw State
- Grabbed a team-best nine rebounds in win over Savannah State (Nov. 13)
- High school basketball coach was Travis Trice, father of former Michigan State player Travis Trice (2011-14)

## PRODUCTION TRACKER

	Season	Career
Scored 10+ Points:	4	5
Scored 15+ Points:	0	0
Scored 20+ Points:	0	0
Had 5+ Assists:	1	1
Had 3+ Blocks:	1	1
Had 3+ Steals:	0	1
Made 3+ 3-Pointers:	0	0
Led Team in Scoring:	0	0
Led Team in Rebounding:	1	1
Led Team in Assists:	2	2
Led Team in Steals:	6	6
Led Team in Blocks:	5	5
Double-Double:	0	0



## CAREER STATS

YEAR	G/GS	FG-A	PCT	3-PT	PCT	FT-A	PCT	RB	AVG	PF-FO	AS	TO	BK	ST	PTS	AVG
Fresh.	32/0	32-47	.681	0-1	.000	19-37	.514	84	2.6	49-2	6	11	13	9	83	2.6
Soph.	32/16	58-116	.500	0-2	.000	36-76	.474	105	3.3	66-0	43	27	14	25	152	4.8
TOTALS	64/16	90-163	.552	0-3	.000	55-112	.491	189	3.0	115-2	49	38	27	34	235	3.7



# 10 CHRISTIAN WILLIAMS

Sophomore • Guard • 6-5 • 200  
Decatur, Illinois • St. Teresa HS



## 2016-17 GAME-BY-GAME STATS

Opponent	Date	gs	min	Total		3-Pointers		Free throws		Rebounds			pf	a	t/o	blk	stl	pts	avg		
				fg-fga	pct	3fg-fga	pct	ft-fa	pct	off	def	tot								avg	
KENNESAW STATE	11/11/16	*	19	2-4	.500	0-1	.000	0-0	.000	0	1	1	1.0	0	5	2	1	2	4	4.0	
SAVANNAH STATE	11/13/16	*	19	0-1	.000	0-0	.000	1-2	.500	0	4	4	2.5	1	4	0	0	1	1	2.5	
SETON HALL	11/17/16	*	24	2-6	.333	2-2	1.000	0-0	.000	1	4	5	3.3	3	4	3	0	2	6	3.7	
UT RIO GRANDE VALLEY	11/20/16	*	16	0-2	.000	0-1	.000	0-0	.000	1	1	2	3.0	0	4	1	0	1	0	2.8	
vs Virginia	11/25/16	*	22	0-2	.000	0-0	.000	0-0	.000	0	1	1	2.6	4	1	0	0	0	0	2.2	
vs Memphis	11/26/16	*	16	1-5	.200	0-1	.000	0-0	.000	0	0	0	2.2	1	3	2	0	2	2	2.2	
at Notre Dame	11/29/16		15	1-2	.500	0-0	.000	0-0	.000	1	2	3	2.3	2	2	0	0	0	2	2.1	
OMAHA	12/03/16		7	0-1	.000	0-1	.000	0-0	.000	0	2	2	2.3	0	1	0	0	0	0	1.9	
STETSON	12/05/16		19	3-6	.500	0-1	.000	0-0	.000	1	5	6	2.7	1	1	1	0	0	6	2.3	
IOWA STATE	12/08/16		11	0-1	.000	0-1	.000	2-2	1.000	0	1	1	2.5	0	2	1	0	0	2	2.3	
vs Northern Iowa	12/17/16		13	1-2	.500	0-0	.000	0-0	.000	0	1	1	2.4	1	1	0	0	0	2	2.3	
NORTH DAKOTA	12/20/16		6	0-1	.000	0-0	.000	0-0	.000	0	0	0	2.2	0	0	0	0	0	0	2.1	
DELAWARE STATE	12/22/16		24	4-6	.667	0-1	.000	1-2	.500	0	0	0	2.0	1	2	2	0	3	9	2.6	
at Purdue	12/28/16		17	0-5	.000	0-0	.000	2-2	1.000	1	1	2	2.0	0	3	2	0	1	2	2.6	
MICHIGAN	01/01/17		8	0-1	.000	0-0	.000	0-0	.000	0	2	2	2.0	1	1	1	0	0	0	2.4	
at Nebraska	01/05/17		7	0-3	.000	0-1	.000	0-0	.000	0	0	0	1.9	2	1	0	0	0	0	2.3	
RUTGERS	01/08/17		11	0-2	.000	0-0	.000	0-0	.000	1	1	2	1.9	1	1	3	0	3	0	2.1	
PURDUE	01/12/17		4	2-2	1.000	0-0	.000	0-0	.000	0	0	0	1.8	0	0	0	0	0	4	2.2	
at Northwestern	01/15/17		18	2-5	.400	0-0	.000	1-3	.333	2	1	3	1.8	1	1	0	0	2	5	2.4	
MARYLAND	01/19/17		2	0-0	.000	0-0	.000	0-0	.000	0	0	0	1.8	0	0	0	0	0	0	2.3	
at Illinois	01/25/17		16	3-7	.429	0-1	.000	1-5	.200	1	2	3	1.8	1	1	1	0	1	7	2.5	
OHIO STATE	01/28/17		11	0-1	.000	0-0	.000	1-2	.500	0	1	1	1.8	1	0	1	0	1	1	2.4	
at Rutgers	01/31/17		14	2-5	.400	0-0	.000	1-1	1.000	0	2	2	1.8	1	1	1	0	0	5	2.5	
NEBRASKA	02/05/17		6	0-0	.000	0-0	.000	2-2	1.000	0	0	0	1.7	1	0	1	0	0	2	2.5	
at Minnesota	02/08/17		5	0-1	.000	0-0	.000	0-0	.000	0	2	2	1.7	2	1	1	0	0	0	2.4	
at Michigan State	02/11/17		22	2-5	.400	0-0	.000	0-0	.000	0	0	0	1.7	1	3	0	0	3	4	2.5	
ILLINOIS	02/18/17		11	1-3	.333	0-1	.000	0-0	.000	0	2	2	1.7	0	0	1	0	1	2	2.4	
INDIANA	02/21/17		21	5-6	.833	0-1	.000	0-2	.000	1	2	3	1.7	2	1	0	0	1	10	2.7	
at Maryland	02/25/17		15	1-4	.250	0-0	.000	0-2	.000	0	1	1	1.7	0	1	1	0	2	2	2.7	
at Wisconsin	03/02/17		8	0-1	.000	0-0	.000	0-0	.000	0	2	2	1.7	0	1	0	0	0	0	2.6	
PENN STATE	03/05/17		14	0-0	.000	0-0	.000	2-2	1.000	0	2	2	1.7	0	6	0	0	0	2	2.6	
vs Indiana	03/09/17		3	0-0	.000	0-0	.000	0-0	.000	0	0	0	1.7	0	0	0	0	0	0	2.5	
Totals			6	424	32-90	.356	2-13	.154	14-27	.519	10	43	53	1.7	28	52	28	1	26	80	2.5

### SEASON / CAREER STATS

#### POINTS

SEASON: 10 VS. INDIANA (2/21/17)  
CAREER: 10 VS. INDIANA (2/21/17)

#### REBOUNDS

SEASON: 6 VS. STETSON (12/5/16)  
CAREER: 6 VS. SAVANNAH STATE (11/13/16)

#### ASSISTS

SEASON: 6 VS. PENN STATE (3/5/17)  
CAREER: 6 VS. PENN STATE (3/5/17)

#### BLOCKS

SEASON: 1 VS. KENNESAW STATE (11/11/16)  
CAREER: 1 VS. KENNESAW STATE (11/11/16)

#### STEALS

SEASON: 3, 3X, LAST AT MICH. ST. (2/11/17)  
CAREER: 3, 3X, LAST AT MICH. ST. (2/11/17)

#### MINUTES

SEASON: 24, 2X, LAST VS. DEL. STATE (12/22/16)  
CAREER: 24, 2X, LAST VS. DEL. STATE (12/22/16)

#### FIELD GOALS MADE

SEASON: 5 VS. INDIANA (2/21/17)  
CAREER: 5 VS. INDIANA (2/21/17)

#### FIELD GOALS ATTEMPTED

SEASON: 6, 3X, LAST VS. INDIANA (2/21/17)  
CAREER: 6, 4X, LAST VS. INDIANA (2/21/17)

#### 3-POINT FIELD GOALS MADE

SEASON: 2 VS. SETON HALL (11/17/16)  
CAREER: 2 VS. SETON HALL (11/17/16)

#### 3-POINT FIELD GOALS ATTEMPTED

SEASON: 2 VS. SETON HALL (11/17/16)  
CAREER: 2 VS. SETON HALL (11/17/16)

#### FREE THROWS MADE

SEASON: 2, 3X, LAST VS. PENN STATE, (3/5/17)  
CAREER: 4 VS. INDIANA (3/1/16)

#### FREE THROWS ATTEMPTED

SEASON: 5 AT ILLINOIS (1/25/17)  
CAREER: 5, 2X, LAST VS. ILLINOIS (1/25/17)

- Tallied a career-high 10 points on 5-of-6 shooting from the field in Iowa's overtime win over Indiana (Feb. 21)
- His 52 assists and 26 steals rank fourth and third, respectively, on the team
- Dished out six assists and had no turnovers in Iowa's win over Penn State on March 5 in the regular season finale
- Collected three steals in a span of 31 seconds at Michigan State (Feb. 11)
- Led team in steals eight times and assists twice this year
- Dished out four or more assists four times this year
- Scored four points in a 28-second span in the first half win home win over #17/19 Purdue (Jan. 12)
- Equaled a personal best with three steals in win over Rutgers (Jan. 8)
- Posted career bests in scoring (9) and steals (3) in victory over Delaware State (Dec. 22)
- Grabbed a season-best six rebounds while also scoring six points in Iowa's win over Stetson (Dec. 5)
- Led team in assists (5) and steals (2) in season opening win over Kennesaw State
- After going 1-of-4 from 3-point range his entire freshman season, drained both 3-point attempts vs. Seton Hall
- Scored six points, while equaling a then-career best with two steals against Seton Hall (Nov. 17)

## PRODUCTION TRACKER

	Season	Career
Scored 10+ Points:	1	1
Scored 15+ Points:	0	0
Scored 20+ Points:	0	0
Had 5+ Assists:	2	2
Had 3+ Blocks:	0	0
Had 3+ Steals:	1	1
Made 3+ 3-Pointers:	0	0
Led Team in Scoring:	0	0
Led Team in Rebounding:	0	0
Led Team in Assists:	3	3
Led Team in Steals:	8	9
Led Team in Blocks:	0	0
Double-Double:	0	0



## CAREER STATS

YEAR	G/GS	FG-A	PCT	3-PT	PCT	FT-A	PCT	RB	AVG	PF-FO	AS	TO	BK	ST	PTS	AVG
Fresh.	20/0	8-28	.321	2-6	.333	7-9	.778	17	0.9	6-0	6	6	0	4	27	1.4
Soph.	32/6	32-90	.356	2-13	.154	14-27	.519	53	1.7	28-0	52	28	1	26	80	2.5
TOTALS	52/6	41-118	.347	4-19	.211	21-36	.583	70	1.4	34-0	58	34	1	30	107	2.1



# GAME-BY-GAME RESULTS

Overall: 18-14      Big Ten: 10-8      Home: 14-4      Away: 3-7      Neutral: 1-3

Date	Opponent	Result	Attend.	Top Scorer	Top Rebounder
Nov. 11	Kennesaw State	W, 91-74	13,007	Peter Jok, 27	Tyler Cook, 10
Nov. 13	Savannah State	W, 116-84	11,371	Brady Ellingson, 23	Wagner/Pemsl, 9
Nov. 17	Seton Hall	L, 83-91	10,391	Peter Jok, 30	Peter Jok, 11
Nov. 20	UT Rio Grande Valley	W, 95-67	11,596	Peter Jok, 27	Nicholas Baer, 7
^ Nov. 25	vs. #6/7 Virginia	L, 41-74	2,196	Peter Jok, 13	Cook/Baer, 6
^ Nov. 26	vs. Memphis	L, 92-100	2,196	Peter Jok, 42	Tyler Cook, 7
Nov. 29	at Notre Dame	L, 78-92	7,660	Jordan Bohannon, 23	Nicholas Baer, 12
Dec. 3	Omaha	L, 89-98	11,618	Peter Jok, 33	Peter Jok, 10
Dec. 5	Stetson	W, 95-68	9,839	Moss/Pemsl, 21	Pemsl, Jok, 8
+ Dec. 8	#25/25 Iowa State	W, 78-64	13,956	Peter Jok, 23	Peter Jok, 9
# Dec. 17	vs. Northern Iowa	W, 69-46	15,028	Peter Jok, 21	Nicholas Baer, 11
Dec. 20	North Dakota	W, 84-73	11,099	Bohannon/Jok, 18	Cordell Pemsl, 11
Dec. 22	Delaware State	W, 89-57	11,886	Peter Jok, 17	Dailey/Uhl, 7
* Dec. 28	at #15/15 Purdue	L, 67-89	14,804	Peter Jok, 13	Nicholas Baer, 7
* Jan. 1	vs. Michigan	W, 86-83 (OT)	13,988	Peter Jok, 25	Cook/Pemsl, 8
* Jan. 5	at Nebraska	L, 90-93 (2OT)	14,939	Peter Jok, 34	Nicholas Baer, 11
* Jan. 8	Rutgers	W, 68-62	11,347	Peter Jok, 18	Peter Jok, 11
* Jan. 12	#17/19 Purdue	W, 83-78	10,752	Peter Jok, 29	Nicholas Baer, 10
* Jan. 15	at Northwestern	L, 54-89	7,732	Kriener/Cook, 14	Tyler Cook, 5
* Jan. 19	#25/25 Maryland	L, 76-84	11,040	Peter Jok, 14	Tyler Cook, 7
* Jan. 25	at Illinois	L, 64-76	11,787	Baer/Wagner, 12	Nicholas Baer, 7
* Jan. 28	Ohio State	W, 85-72	15,138	Brady Ellingson, 17	Nicholas Baer, 8
* Jan. 31	at Rutgers	W, 83-63	4,389	Jordan Bohannon, 17	Cordell Pemsl, 7
* Feb. 5	Nebraska	W, 81-70	13,495	Jordan Bohannon, 15	Nicholas Baer, 6
* Feb. 8	at Minnesota	L, 89-101 (2OT)	11,481	Peter Jok, 28	Peter Jok, 9
* Feb. 11	at Michigan State	L, 66-77	14,797	Jok/Cook, 13	Cordell Pemsl, 7
* Feb. 18	Illinois	L, 66-70	15,400	Peter Jok, 16	Peter Jok, 10
* Feb. 21	Indiana	W, 96-90 (OT)	11,372	Peter Jok, 35	Nicholas Baer, 7
* Feb. 25	at #24/24 Maryland	W, 83-69	17,615	Jordan Bohannon, 24	Tyler Cook, 10
* March 2	at #21/22 Wisconsin	W, 59-57	17,287	Nicholas Baer, 14	Tyler Cook, 8
* March 5	Penn State	W, 90-79	15,400	Peter Jok, 21	Cook/Baer, 10
% March 9	vs. Indiana	L, 73-95	12,408	Jordan Bohannon, 24	Cordell Pemsl, 11

^ - Emerald Coast Classic -- Niceville, Florida

\$ - ACC/Big Ten Challenge

+ - Iowa Corn Cy-Hawk Series

# - The Hy-Vee Classic -- Des Moines, Iowa

\* - Big Ten Conference Game

% - Big Ten Tournament -- Washington D.C.

Attendance Summary	Games	Totals	Average
Home	18	222,695	12,371
Away	10	122,491	12,249
Neutral	4	31,828	7,957
<b>Totals</b>	<b>32</b>	<b>376,814</b>	<b>11,775</b>



# GAME-BY-GAME STATISTICS

Team	Score	FG-A	PCT	3-PT. FG	PCT	FT-A	PCT	REB	PF	AS	TO	BS	ST
at Iowa	91	30-60	.500	7-22	.318	24-34	.706	39	21	17	17	8	9
Kennesaw State	74	30-70	.429	8-15	.533	6-15	.400	41	25	19	21	1	9
at Iowa	116	42-87	.483	18-43	.419	14-20	.700	52	20	33	15	5	6
Savannah State	84	30-68	.441	11-28	.393	13-24	.542	40	20	21	20	4	12
at Iowa	83	28-61	.459	8-21	.381	19-32	.594	46	24	16	17	2	9
Seton Hall	91	33-65	.508	8-17	.471	17-31	.548	38	24	11	12	2	10
at Iowa	95	32-63	.508	11-29	.379	20-30	.667	38	12	22	16	4	10
UT Rio Grande Valley	67	23-67	.343	9-27	.333	12-14	.857	42	23	13	26	2	5
Iowa	41	15-48	.313	6-23	.261	5-10	.500	34	17	8	18	2	3
vs. #6/7 Virginia	74	29-60	.483	8-17	.471	8-13	.615	36	13	18	5	5	9
Iowa	92	30-55	.545	11-23	.478	21-24	.875	32	17	16	18	4	6
vs. Memphis	100	40-72	.556	7-18	.389	13-20	.650	31	19	17	7	1	9
Iowa	78	27-71	.380	12-35	.343	12-16	.750	32	23	22	6	2	8
at Notre Dame	92	26-55	.473	10-23	.435	30-33	.909	45	17	11	14	6	4
at Iowa	89	27-67	.403	14-34	.412	21-27	.778	39	25	17	15	8	4
Omaha	98	34-71	.479	9-25	.360	21-27	.778	47	22	18	12	2	6
at Iowa	95	36-73	.493	6-23	.261	17-28	.607	52	15	21	5	5	5
Stetson	68	25-72	.347	8-33	.242	10-16	.625	43	23	16	10	3	3
at Iowa	78	26-55	.473	9-22	.409	17-24	.708	42	15	13	13	3	5
#25/25 Iowa State	64	25-70	.357	8-30	.267	6-9	.667	39	25	9	11	1	7
Iowa	69	28-58	.483	6-20	.300	7-9	.778	43	17	14	13	2	4
vs. Northern Iowa	46	15-56	.268	6-26	.231	10-14	.714	21	12	9	11	1	5
at Iowa	84	28-60	.467	5-12	.417	23-34	.676	41	18	17	10	4	8
North Dakota	73	27-65	.415	7-21	.333	12-14	.857	37	24	18	16	1	7
at Iowa	89	29-51	.569	8-20	.400	23-35	.657	39	20	17	17	4	12
Delaware State	57	16-66	.242	6-24	.250	19-26	.731	40	22	9	18	0	7
Iowa	67	25-67	.373	4-17	.235	13-13	1.000	35	14	16	14	1	9
at #15/15 Purdue	87	34-67	.507	12-29	.414	9-10	.900	37	13	27	14	6	7
at Iowa	86	33-69	.478	11-19	.579	9-15	.600	42	13	15	9	3	6
Michigan (OT)	83	34-74	.459	12-35	.343	3-5	.600	39	16	21	8	2	7
Iowa	90	34-77	.442	9-29	.310	13-17	.765	51	23	11	19	8	4
at Nebraska (2OT)	93	32-70	.457	10-23	.435	19-35	.543	42	18	18	14	7	14
at Iowa	68	23-53	.434	6-20	.300	16-23	.696	36	12	16	18	9	10
Rutgers	62	28-73	.384	4-15	.267	2-4	.500	44	22	13	17	3	10
at Iowa	83	34-60	.567	6-14	.429	9-18	.500	35	18	22	10	3	5
#17/19 Purdue	78	23-53	.434	11-28	.393	21-25	.840	28	16	18	11	1	5
Iowa	54	18-51	.353	4-17	.235	14-22	.636	24	13	12	14	0	6
at Northwestern	89	37-62	.597	11-24	.458	4-9	.444	39	18	29	12	4	10
at Iowa	76	25-70	.357	7-28	.250	19-25	.760	40	16	16	16	4	14
#25/25 Maryland	84	30-53	.566	11-23	.478	13-18	.722	37	21	23	21	4	14
Iowa	64	26-65	.400	5-23	.217	7-16	.438	36	19	14	13	4	3
at Illinois	76	26-58	.448	9-19	.474	15-19	.789	38	19	18	12	2	8
at Iowa	85	32-64	.500	10-23	.435	11-20	.550	41	15	21	9	5	5
Ohio State	72	27-63	.429	7-22	.318	11-17	.647	36	19	19	12	0	4
Iowa	83	30-60	.500	11-18	.611	12-19	.632	34	19	24	14	3	15
at Rutgers	63	25-64	.391	4-15	.267	9-14	.643	44	16	16	17	6	6
at Iowa	81	27-58	.466	9-19	.474	18-23	.783	33	17	22	11	4	6
Nebraska	70	27-64	.422	3-20	.150	13-16	.813	41	24	11	14	1	5
Iowa	89	30-75	.400	9-26	.346	20-28	.714	49	26	20	18	6	9
at Minnesota (2OT)	101	36-82	.439	8-24	.333	21-31	.677	53	21	20	14	14	10
Iowa	66	21-64	.328	4-21	.190	20-27	.741	32	18	17	8	2	12
at Michigan State	77	29-60	.483	9-26	.346	10-14	.714	46	19	24	21	5	5
at Iowa	66	51-54	.389	7-21	.333	17-22	.773	35	66	11	15	2	6
Illinois	70	27-57	.474	9-25	.360	7-14	.500	35	22	15	17	3	6
at Iowa	96	26-56	.464	5-24	.208	39-47	.830	34	22	16	17	6	10
Indiana (OT)	90	32-68	.471	10-29	.345	16-19	.842	39	35	18	22	4	10
Iowa	83	30-62	.484	16-26	.615	7-13	.538	38	12	17	11	1	7
at #24/24 Maryland	69	26-58	.448	11-34	.324	6-9	.667	33	15	18	14	6	6
Iowa	59	22-53	.415	9-19	.474	6-7	.857	37	18	11	19	2	9
at #21/22 Wisconsin	57	23-54	.426	6-23	.261	5-14	.357	27	14	9	13	1	9
at Iowa	90	31-65	.477	12-21	.571	16-19	.842	39	17	24	12	2	6
Penn State	79	31-70	.443	8-28	.286	9-12	.750	36	19	23	12	6	6
Iowa	73	29-65	.446	9-26	.346	6-10	.600	29	15	17	12	3	10
vs. Indiana	95	35-58	.603	12-20	.600	13-19	.684	38	17	17	17	8	6



# SEASON & CAREER BESTS/THE LAST TIME...

## Season Bests

Player	Points	3-Pointers	Rebounds	Assists	Blocks	Steals
Nicholas Baer	20, Penn State	4, twice	12, Notre Dame	6, Savannah State	6, Nebraska	4, Rutgers
Jordan Bohannon	24, twice	8, Maryland	5, three times	10, Indiana	1, Nebraska	4, twice
Tyler Cook	24, Seton Hall	1, twice	10, three times	2, seven times	2, Memphis	3, Rutgers
Maishe Dailey	8, Delaware State	2, twice	7, Delaware State	2, Delaware State	1, Savannah State	2, Savannah State
Brady Ellingson	23, Savannah State	5, Ohio State	4, twice	5, twice	---	2, Minnesota
Peter Jok	42, Memphis	8, Memphis	11, twice	8, twice	1, three times	4, Maryland
Dale Jones	3, Penn State	1, Penn State	2, Maryland	1, Seton Hall	---	---
Ryan Kriener	14, twice	1, Northwestern	7, Ohio State	2, twice	3, twice	1, six times
Isaiah Moss	21, Stetson	5, Stetson	6, Stetson	5, Notre Dame	2, twice	5, Indiana
Cordell Pems	21, Stetson	---	11, twice	5, Ohio State	3, Rutgers	3, Michigan
Charlie Rose	---	---	1, Kennesaw State	1, Delaware State	---	---
Dom Uhl	9, Virginia	1, eight times	10, Seton Hall	6, Ohio State	5, Rutgers	1, five times
Ahmad Wagner	12, four times	---	9, Savannah State	5, Northwestern	4, Kennesaw State	3, Rutgers
Christian Williams	10, Indiana	2, Seton Hall	6, Stetson	6, Penn State	1, Kennesaw State	3, three times

## Career Bests

Player	Points	3-Pointers	Rebounds	Assists	Blocks	Steals
Nicholas Baer	20, Penn State, '17	4, three times	12, Notre Dame '16	6, Savannah St, '16	6, twice	4, Rutgers, '17
Jordan Bohannon	24, twice	8, Maryland, '17	5, three times	10, Indiana, '17	1, Nebraska '17	4, twice
Tyler Cook	24, Seton Hall, '16	1, twice	10, three times	2, seven times	2, Memphis, '16	3, Rutgers, '17
Maishe Dailey	8, Delaware St, '16	2, twice	7, Delaware St, '16	1, twice	1, Savannah St, '16	2, Savannah St, '16
Brady Ellingson	23, Savannah St, '16	5, Ohio State, '17	4, Ohio State, '17	5, twice	---	2, Minnesota, '17
Peter Jok	42, Memphis, '16	8, Memphis, '16	11, Seton Hall, '16	8, twice	1, eleven times	4, twice
Dale Jones	16, Coppin St, '15	4, Coppin St, '15	7, Coppin St, '15	2, Coppin St, '15	1, twice	1, Dayton, '15
Ryan Kriener	14, twice	1, NU, '17	7, Ohio State	2, twice	3, twice	1, six times
Isaiah Moss	21, Stetson, '16	5, Stetson, '16	6, Stetson, '16	5, Notre Dame	2, twice	5, Indiana, '17
Cordell Pems	21, Stetson, '16	---	11, twice	5, Ohio State, '17	3, Rutgers, '17	3, Michigan
Charlie Rose	3, NDSU, '14	1, NDSU, '14	1, KSU, '16	1, twice	---	---
Dom Uhl	18, Coppin St, '15	3, Coppin St, '15	10, twice	6, Ohio State, '17	5, Rutgers, '17	3, Marquette, '15
Ahmad Wagner	12, four times	---	9, twice	5, Northwestern, '17	4, KSU, '16	3, Northwestern, '16
Christian Williams	10, Indiana, '17	2, Seton Hall, '16	6, Stetson, '16	6, Penn State, '17	1, KSU, '16	3, three times

### The Last Time a Player . . .

#### **Had 30 or more points**

Iowa -- 35, Peter Jok vs. Indiana, 2/21/17  
Opponent -- 34, Glynn Watson Jr., Nebraska, 1/5/17

#### **Made at least 90% of his FGA (10 att.)**

Iowa -- .900 (9-10), Aaron White vs. Md.-Eastern Shore, 11/14/13  
Opponent -- .900 (9-10), E.J. Singler, Oregon, 3/18/12

#### **Made 100% of his FTA (10 att.)**

Iowa -- 1.000 (10-10), Peter Jok vs. North Dakota, 12/20/16  
Opponent -- 1.000 (12-12), Bonzie Colson, Notre Dame, 11/29/16

#### **Had 15 or more rebounds**

Iowa -- 18, Adam Woodbury vs. Wisconsin, 2/24/16  
Opponent -- 17, Bonzie Colson, Notre Dame 11/29/16

#### **Had 10 or more assists**

Iowa -- 10, Jordan Bohannon vs. Indiana, 3/9/17  
Opponent -- 11, Tra-Deon Hollins, Omaha, 12/3/16

#### **Had 5 or more blocks**

Iowa -- 5, Dom Uhl vs. Rutgers, 1/8/17  
Opponent -- 5, Alex Olah, Northwestern, 2/15/15

#### **Had 5 or more steals**

Iowa -- 5, Isaiah Moss vs. Indiana, 3/9/17  
Opponent -- 6, Robert Johnson, Indiana, 2/21/17

### The Last Time a Team . . .

#### **Scored 100 or more points**

Iowa -- 116 vs. Savannah State, 11/13/16  
Opponent -- 101 by Minneosta, 2/8/17

#### **Scored 40 or fewer points**

Iowa -- 40 at Wisconsin, 3/3/10  
Opponent -- 39 by UNC Wilmington, 11/8/13

#### **Won an overtime game**

Iowa -- 96-90 (OT) vs. Indiana, 2/21/17  
Opponent -- 101-89 (2OT) by Minnesota, 2/8/17

#### **Made at least 60% of its FGA (20 att.)**

Iowa -- .643 (27-42) vs. Maryland, 2/8/15  
Opponent -- .603 (35-58) by Indiana, 3/9/17

#### **Made at least 50% of its 3-pt. FGA (8 att.)**

Iowa -- .571 (12-21) vs. Penn State 3/5/17  
Opponent -- .600 (12-20) by Indiana, 3/9/17

#### **Made at least 90% of its FTA (10 att.)**

Iowa -- 1.000 (13-13) at Purdue, 12/28/16  
Opponents -- .939 (15-16) by Illinois, 2/25/15





# SEASON HIGHS & LOWS/SPECIALITY STATS

CATEGORY	IOWA		OPPONENTS	
<u>Points</u>	High	116 Savannah State	101	Minnesota
	Low	41 Virginia	46	Northern Iowa
<u>FG Made</u>	High	42 Savannah State	40	Memphis
	Low	15 Virginia	15	Northern Iowa
<u>FG Att.</u>	High	87 Savannah State	82	Minnesota
	Low	48 Virginia	53	2x, last by Maryland
<u>FG%</u>	High	.569 Delaware State	.603	Indiana
	Low	.313 Virginia	.242	Delaware State
<u>3FG Made</u>	High	18 Savannah State	12	3x, last by Indiana
	Low	4 3x, last vs. Michigan State	3	Nebraska
<u>3FG Att.</u>	High	43 Savannah State	35	Michigan
	Low	12 North Dakota	15	3x, last by Rutgers
<u>3FG%</u>	High	.615 Maryland	.600	Indiana
	Low	.190 Michigan State	.150	Nebraska
<u>FTM</u>	High	39 Indiana	30	Notre Dame
	Low	5 Virginia	2	Rutgers
<u>FTA</u>	High	47 Indiana	35	Nebraska
	Low	7 Wisconsin	4	Rutgers
<u>FT% (min. 10)</u>	High	1.000 Purdue	.909	Notre Dame
	Low	.438 Illinois	.357	Wisconsin
<u>Off. Reb.</u>	High	20 Maryland	20	Minnesota
	Low	5 Delaware State	6	3x, last by Indiana
<u>Def. Reb.</u>	High	37 Stetson	33	Minnesota
	Low	21 Indiana	18	Memphis
<u>Total Reb.</u>	High	52 2x, last vs. Stetson	53	Minnesota
	Low	24 Northwestern	27	Wisconsin
<u>Assists</u>	High	33 Savannah State	29	Northwestern
	Low	8 Virginia	9	4x, last by Wisconsin
<u>Steals</u>	High	15 Rutgers	14	2x, last by Maryland
	Low	3 2x, last vs. Illinois	3	Stetson
<u>Blocks</u>	High	9 Rutgers	14	Minnesota
	Low	0 Northwestern	0	2x, last by Ohio State
<u>Turnovers</u>	High	19 Nebraska/Wisconsin	26	UT Rio Grande Valley
	Low	5 Stetson	5	Virginia
<u>Fouls</u>	High	26 Minnesota	35	Indiana
	Low	12 3x, last at Maryland	12	Northern Iowa

## GAME-BY-GAME SPECIALTY STATS

Date	Opponent	Pts. Off	Pts. in	2nd	Bench
		TO's	Paint	Chance	Points
		IA-Opp.	IA-Opp.	IA-Opp.	IA-Opp.
11/11	Kennesaw State	27-11	34-30	14-14	36-20
11/13	Savannah State	29-16	44-38	23-8	76-42
11/17	Seton Hall	15-21	24-50	9-10	9-28
11/20	UTRGV	41-9	32-24	7-16	39-22
11/25	vs. #6/7 Virginia	3-19	12-32	7-18	9-31
11/26	vs. Memphis	11-21	32-54	11-20	20-16
11/29	at Notre Dame	19-7	22-24	5-12	9-12
12/3	Omaha	14-14	26-40	13-20	9-37
12/5	Stetson	8-5	50-20	23-9	28-35
12/8	#25/25 Iowa State	9-5	28-24	3-11	18-19
12/17	vs. Northern Iowa	8-5	34-14	11-1	19-16
12/20	North Dakota	20-16	30-38	10-10	29-9
12/22	Delaware State	33-12	38-16	4-13	21-0
12/28	at #15/15 Purdue	20-7	38-40	5-2	38-21
1/1	Michigan	8-11	36-36	13-15	18-22
1/5	at Nebraska	20-26	38-36	27-5	9-14
1/8	Rutgers	15-19	26-40	7-13	17-15
1/12	#17/19 Purdue	12-5	40-20	12-9	20-25
1/15	at Northwestern	6-16	18-42	5-9	26-16
1/19	#25/25 Maryland	30-19	32-36	19-7	8-7
1/25	at Illinois	10-9	38-18	13-6	40-31
1/28	Ohio State	18-6	34-38	17-6	44-20
1/31	at Rutgers	20-12	38-40	18-8	33-32
2/5	Nebraska	13-14	34-40	7-22	33-14
2/8	at Minnesota	17-24	32-50	21-22	20-18
2/11	at Michigan State	21-11	30-36	11-18	31-35
2/18	Illinois	12-18	22-32	11-10	19-26
2/21	Indiana	25-18	34-32	14-14	36-21
2/25	at #24/24 Maryland	22-11	28-28	30-6	23-20
3/2	at #21/22 Wisconsin	6-10	24-24	8-10	24-4
3/5	Penn State	15-16	34-40	27-11	42-14
3/9	vs. Indiana	18-22	32-46	4-5	17-35
AVG.		17.0	31.3	12.8	24.9

## IOWA AND OPPONENT INDIVIDUAL HIGH PERFORMANCES

CATEGORY	IOWA	OPPONENTS
<u>Points</u>	42	Peter Jok vs. Memphis 35
<u>Field Goals Made</u>	12 (12-24)	Peter Jok at Nebraska 15
<u>Field Goals Attempted</u>	24 (12-24)	Peter Jok at Nebraska 22
<u>Field Goal Percentage (min. 5 made)</u>	1.000 (7-7)	Cordell Pemsil vs. Savannah State .833 (10-12)
<u>3-Point Field Goals Made</u>	8	Bohannon vs. Maryland/Jok vs. Memphis 7
<u>3-Point Field Goals Attempted</u>	15 (7-15)	Jordan Bohannon vs. Notre Dame 12 (5-12)
<u>3-Point Field Goals Pct. (min. 4 made)</u>	.800 (8-10)	Jordan Bohannon vs. Maryland .875 (7-8)
<u>Free Throws Made</u>	22 (22-23)	Peter Jok vs. Indiana 12 (12-12)
<u>Free Throws Attempted</u>	23 (22-23)	Peter Jok vs. Indiana 12
<u>Free Throw Pct. (min. 7 made)</u>	1.000 (12-12)	2x, last by Peter Jok vs. Omaha 1.000 (8-8)
<u>Offensive Rebounds</u>	6	2x, last by Tyler Cook vs. Maryland 6
<u>Defensive Rebounds</u>	10	Peter Jok vs. Rutgers 11
<u>Total Rebounds</u>	12	Nicholas Baer vs. Notre Dame 19
<u>Assists</u>	10	Jordan Bohannon vs. Indiana 11
<u>Steals</u>	5	Isaiah Moss vs. Indiana 6
<u>Blocks</u>	6	Nicholas Baer at Nebraska 6
<u>Turnovers</u>	5	6x, last by Peter Jok at Wisconsin 8
		Dedric Lawson (Memphis)
		Dedric Lawson (Memphis)
		Dedric Lawson (Memphis)
		Josh Reaves (Penn State)
		2x, last by Glynn Watson, Jr. (Nebraska)
		Antonio Green (UTRGV)
		Glynn Watson, Jr. (Nebraska)
		Bonzie Colson (Notre Dame)
		2x, last by Tai Webster (Nebraska)
		2x, last by Vincent Edwards (Purdue)
		5x, last by Jordan Murphy (Minnesota)
		Bonzie Colson (Notre Dame)
		Jordan Murphy (Minnesota)
		Tra-Deon Hollins (Omaha)
		Justin Jackson (Maryland)
		Reggie Lynch (Minnesota)
		Anthony Cowan (Maryland)



# 2016-17 IOWA RECORD WHEN...

When playing at home:	14-4	When leading at the half:	14-3	When wearing White:	15-6
When playing on the road:	3-7	When trailing at the half:	2-11	When wearing Black:	3-7
When playing on a neutral court:	1-3	When tied at the half:	1-0	When wearing Gold:	0-1
When Iowa scores 100 points or more:	1-0	Iowa field goal percentage at home:	530-1126	.470	
When Iowa scores 90-99 points:	5-2	Iowa field goal percentage on road:	365-871	.419	
When Iowa scores 80-89 points:	8-3	Iowa 3-point percentage at home:	159-415	.383	
When Iowa scores 70-79 points:	1-3	Iowa 3-point percentage on road:	115-323	.356	
When Iowa scores under 70 points:	3-6	Iowa free throw percentage at home:	332-476	.697	
		Iowa free throw percentage on road:	163-231	.706	
When opponent scores 100 points or more:	0-2	On Sunday:	6-1		
When opponent scores 90-99 points:	1-5	On Monday:	1-0		
When opponent scores 80-89 points:	2-3	On Tuesday:	3-1		
When opponent scores 70-79 points:	6-4	On Wednesday:	0-3		
When opponent scores 60-69 points:	6-0	On Thursday:	4-4		
When opponent scores fewer than 60 points:	3-0	On Friday:	1-1		
		On Saturday:	3-4		
When Iowa shoots at least 50% from the field:	5-1	On BTN:	8-8		
When Iowa shoots less than 50% from the field:	13-13	On CBS:	0-0		
When opponent shoots at least 50% from the field:	0-5	On ESPN:	2-1		
When opponent shoots less than 50% from the field:	18-9	On ESPN2:	3-2		
When Iowa has higher FG% than opponent:	16-0	On ESPNU:	1-0		
When opponent has higher FG%:	2-14	On ESPN3:	1-0		
When FG% is equal:	0-0	On FS1:	0-0		
		On CBS SN:	0-2		
		On NBC SN:	0-0		
		truTV:	0-0		
When Iowa outrebounds opponent:	11-3	Most Points, First Half: 59 vs. Savannah State			
When opponent has more rebounds:	7-10	Fewest Points, First Half: 19 vs. Virginia			
When rebounds are equal:	0-1	Most Points Allowed, First Half: 54 vs. Memphis			
When Iowa shoots at least 80% from the line:	3-2	Fewest Points Allowed, First Half: 16 vs. Northern Iowa			
When Iowa shoots less than 80% from the line:	15-12	Most Points, Second Half: 57 Savannah State			
When opponent shoots at least 80% from the line:	5-2	Fewest Points, Second Half: 22 vs. Virginia/Northwestern			
When opponent shoots less than 80% from the line:	13-12	Most Points Allowed, Second Half: 52 vs. Indiana			
When Iowa shoots more free throws than opponent:	13-7	Fewest Points Allowed, Second Half: 29 at Maryland			
When opponent shoots more free throws:	5-6	Largest Halftime Advantage: 23 vs. Delaware State			
When free throws attempts are equal:	0-1	Largest Halftime Deficit: 24 at Purdue			
When Iowa has higher FT% than opponent:	7-9				
When opponent has higher FT%:	10-4				
When FT% is equal:	1-1				
When Iowa shoots at least 50% from 3-point range:	4-0				
When Iowa shoots less than 50% from 3-point range:	14-14				
When opponent shoots at least 50% from 3-point range:	1-1				
When opponent shoots less than 50% from 3-point range:	16-13				
When Iowa has a higher 3-point FG% than opponent:	15-3				
When opponent has a higher 3-point FG%:	3-11				
When 3-point FG% is equal:	0-0				
When Iowa has more assists than opponent:	13-2				
When opponent has more assists:	5-10				
When assists are equal:	0-2				
When Iowa has fewer turnovers than opponent:	12-4				
When opponent has fewer turnovers:	5-9				
When turnovers are equal:	1-1				
When Iowa has more steals than opponent:	8-4				
When opponent has more steals:	4-8				
When steals are equal:	6-2				



# UNDER McCAFFERY.. IOWA RECORD WHEN..

When playing at home:	94-29	When leading at the half:	116-30	When wearing White:	87-33
When playing on the road:	28-46	When trailing at the half:	16-68	When wearing Black:	33-60
When playing on a neutral court:	14-23	When tied at the half:	3-1	When wearing Gold:	15-6

When Iowa scores 100 points or more:	6-0	Iowa field goal percentage at home:	3277-7114	.460
When Iowa scores 90-99 points:	17-3	Iowa field goal percentage on road:	2784-6565	.424
When Iowa scores 80-89 points:	42-9	Iowa 3-point percentage at home:	778-2191	.355
When Iowa scores 70-79 points:	46-26	Iowa 3-point percentage on road:	677-2015	.336
When Iowa scores under 70 points:	25-62	Iowa free throw percentage at home:	2168-3017	.718
		Iowa free throw percentage on road:	1549-2169	.714

When opponent scores 100 points or more:	0-4	On Sunday:	25-18
When opponent scores 90-99 points:	2-13	On Monday:	10-2
When opponent scores 80-89 points:	2-22	On Tuesday:	20-14
When opponent scores 70-79 points:	33-36	On Wednesday:	13-17
When opponent scores 60-69 points:	43-23	On Thursday:	18-23
When opponent scores fewer than 60 points:	56-2	On Friday:	14-10
		On Saturday:	34-15

When Iowa shoots at least 50% from the field:	37-7	On BTN:	54-51
When Iowa shoots less than 50% from the field:	99-93	On CBS:	1-2
When opponent shoots at least 50% from the field:	3-40	On ESPN:	10-13
When opponent shoots less than 50% from the field:	133-60	On ESPN2:	11-12
When Iowa has higher FG% than opponent:	119-16	On ESPNU:	14-8
When opponent has higher FG%:	16-81	On FS1:	1-0
When FG% is equal:	2-2	On Mediacom:	12-0

When Iowa outrebounds opponent:	102-37	On CBS SN:	1-3
When opponent has more rebounds:	32-59	On NBC SN:	2-1
When rebounds are equal:	2-4	truTV:	1-0

When Iowa shoots at least 80% from the line:	35-20	Most Points, First Half: 59 vs. Savannah State, '16
When Iowa shoots less than 80% from the line:	101-80	Fewest Points, First Half: 14 vs. Indiana, '13
When opponent shoots at least 80% from the line:	27-20	Most Points Allowed, First Half: 55 vs. Michigan State, '12
When opponent shoots less than 80% from the line:	110-79	Fewest Points Allowed, First Half: 12 vs. UNC Wilmington, '13
When Iowa shoots more free throws than opponent:	111-43	Most Points, Second Half: 58 vs. SIU-Edwardsville, '10
When opponent shoots more free throws:	19-53	Fewest Points, Second Half: 15 vs. Northern Iowa, '14
When free throws attempts are equal:	6-4	Most Points Allowed, Second Half: 61 at Oregon, '12
When Iowa has higher FT% than opponent:	90-45	Fewest Points Allowed, Second Half: 16 vs. UNI, '10
When opponent has higher FT%:	43-52	Largest Halftime Advantage: 37 vs. Arkansas-Pine Bluff, '13
When FT% is equal:	3-3	Largest Halftime Deficit: 25 vs. Villanova, '16

When Iowa shoots at least 50% from 3-point range:	18-6
When Iowa shoots less than 50% from 3-point range:	117-95
When opponent shoots at least 50% from 3-point range:	2-17
When opponent shoots less than 50% from 3-point range:	134-83
When Iowa has a higher 3-point FG% than opponent:	99-32
When opponent has a higher 3-point FG%:	33-70
When 3-point FG% is equal:	0-1

When Iowa has more assists than opponent:	102-24
When opponent has more assists:	29-66
When assists are equal:	5-9

When Iowa has fewer turnovers than opponent:	93-38
When opponent has fewer turnovers:	36-51
When turnovers are equal:	8-10
When Iowa has more steals than opponent:	84-37
When opponent has more steals:	38-53
When steals are equal:	14-9



# IOWA SUPERLATIVES UNDER McCAFFERY

## TEAM

### Most Points Scored

1. **116 -- Savannah State (11/13/16)**
2. 111 -- SIU Edwardsville (11/26/10)
3. 109 -- Md. Eastern Shore (11/14/13)
4. 105 -- Central Arkansas (12/19/11)
5. 103 -- Coppin State (11/15/15)
- 103 -- Abilene Christian (11/17/13)

### Fewest Points Allowed

1. 36 -- Howard (11/15/12)
2. 39 -- UNC Wilmington (11/8/13)
- 39 -- Northern Iowa (12/7/10)
4. 40 -- Louisiana Monroe (11/16/10)
5. 41 -- Abilene Christian (11/17/13)

### Field Goals Made

1. **42 -- Savannah State (11/13/16)**
- 42 -- Central Arkansas (12/19/11)
3. 40 -- Coppin State (11/15/15)
4. 38 -- Abilene Christian (11/17/13)
5. 37 -- SIU Edwardsville (11/26/10)
- 37 -- Oregon (3/18/12)

### Field Goals Attempted

1. **87 -- Savannah State (11/13/16)**
2. **77 -- Nebraska (1/5/17)**
- 79 -- Oregon (3/18/12)
4. 76 -- Central Arkansas (12/19/11)
- 76 -- South Dakota (12/4/12)

### Field Goal Percentage (20 Made)

1. .643 -- Maryland (2/8/15)
2. .630 -- Indiana (1/29/12)
3. .627 -- Michigan (2/5/15)
4. .623 -- Abilene Christian (11/17/13)
5. .617 -- Arkansas-Pine Bluff (12/22/13)

### 3-Point Field Goals Made

1. **18 -- Savannah State (11/13/16) \***
2. **16 -- Maryland (2/25/17)**
3. **14 -- Omaha (12/3/16)**
4. 13 -- Northern Illinois (11/17/11)
5. 12 -- UMKC (12/5/15)
- 12 -- Dayton (11/26/15)
- 12 -- Marquette (11/19/15)
- 12 -- Coppin State (11/15/15)
- 12 -- Northern Iowa (12/15/12)

### 3-Point Field Goals Attempted

1. **43 -- Savannah State (11/13/16) \***
2. **35 -- Notre Dame (11/29/16)**
3. **34 -- Omaha (12/3/16)**
4. 30 -- Tennessee Tech (12/22/15)
- 30 -- Longwood (11/29/14)
6. **29 -- Nebraska (1/5/17)**
- 29 -- UT Rio Grande Valley (11/20/16)**
- 29 -- Rutgers (1/21/16)

### 3-Point FG Percentage (10 Made)

1. .619 (13-21) Northern Illinois (11/17/11)
2. **.615 (16-26) Maryland (2/25/17)**
3. **.611 (11-18) Rutgers (1/31/17)**
4. .588 (10-17) Arkansas-Pine Bluff (12/22/13)
- .588 (10-17) Michigan (2/1/14)
6. **.579 (11-19) Michigan (1/1/17)**

### Free Throws Made

1. **39 -- Indiana (2/21/17)**
- 38 -- Omaha (11/10/13)
3. 32 -- Md. Eastern Shore (11/14/13)
4. 31 -- Penn State (2/15/14)
- 31 -- Wichita State (11/21/12)
- 31 -- Penn State (1/31/13)
- 31 -- Nebraska (1/5/15)

### Free Throws Attempted

1. 49 -- Omaha (11/10/13)
2. **47 -- Indiana (2/21/17)**
3. 43 -- UM Eastern Shore (11/14/13)
- 43 -- Michigan State (1/28/14)
5. 40 -- Penn (11/22/13)
- 40 -- Penn State (2/15/14)

### Free Throw Percentage (10 Made)

1. 1.000 (15-15) Virginia (3/27/13)
2. **1.000 (13-13) Purdue (12/28/16)**
3. .929 (26-28) North Florida (12/22/14)
4. .926 (25-27) Penn State (2/28/15)
5. .923 (12-13) Iowa State (12/12/14)
6. .917 (11-12) Michigan St (3/15/13)

### Most Rebounds

1. 57 -- Md. Eastern Shore (11/14/13)
2. 56 -- UNC Wilmington (11/8/13)
- 56 -- Brown (12/3/11)
- 56 -- SC State (12/19/12)
5. 54 -- Fairleigh Dickinson (12/9/13)
- 54 -- Coppin State (12/22/12)

### Most Assists

1. **33 -- Savannah State (11/13/16)**
2. 32 -- Central Arkansas (12/19/11)
3. 31 -- Coppin State (11/15/15)
4. 26 -- Northern Illinois (11/17/11)
5. 25 -- Abilene Christian (11/17/13)

### Most Steals

1. 19 -- SIU Edwardsville (11/26/10)
2. 16 -- UMBC (12/6/14)
3. **15 -- Rutgers (1/31/17)**
4. 14 -- Marquette (11/19/15)
- 14 -- Penn (11/22/13)
- 14 -- Idaho St (12/4/10)
- 14 -- Chicago St (11/11/11)
8. 13 -- Rutgers (2/19/15)
- 13 -- IPFW (11/26/11)
- 13 -- UT-Pan American (11/9/12)

### Most Blocked Shots

1. 14 -- Drake (12/19/15) \*
2. 13 -- Illinois (3/5/13)
3. 12 -- UNC Wilmington (11/8/13)
- 12 -- Northern Illinois (11/26/14)
5. 11 -- Michigan State (12/29/15)
6. 10 -- Penn State (2/15/14)
- 10 -- UT-Pan American (11/9/12)

### Fewest Turnovers

1. 3 -- Temple (3/18/16)
- 3 -- Drake (12/19/15)
3. 4 -- Michigan (1/17/16)
- 4 -- Northwestern (2/15/15)
5. 5 -- Stetson (12/5/16)
- 5 -- Davidson (3/20/15)
- 5 -- Abilene Christian (11/17/13)
- 5 -- Drake (12/7/13)
- 5 -- UTEP (11/29/13)
- 5 -- Purdue (3/2/14)
- 5 -- Boise St (12/22/11)
12. **6 -- Notre Dame (11/29/16)**
- 6 -- UMKC (12/5/15)
- 6 -- Michigan (2/5/15)
- 6 -- Northwestern (3/7/15)
- 6 -- Penn State (2/15/14)
- 6 -- Tennessee (3/19/14)
- 6 -- Illinois (3/8/12)

\* -- denotes school record

## INDIVIDUAL

### Most Points:

1. **42 -- Peter Jok vs. Memphis (11/26/16)**
2. **35 -- Peter Jok vs. Indiana (2/21/17)**
3. **34 -- Peter Jok vs. Nebraska (1/5/17)**
4. **33 -- Peter Jok vs. Omaha (12/3/16)**
- 33 -- Matt Gatens vs Wisconsin (2/23/12)
6. 32 -- Jarrod Uthoff vs. Iowa State (12/10/15)
7. 31 -- Devyn Marble vs Oregon (3/18/12)
8. 30 -- Matt Gatens vs Indiana (2/19/12)
- 30 -- Devyn Marble vs. UNI (12/15/12)
- 30 -- Devyn Marble vs. Xavier (11/28/13)
- 30 -- **Peter Jok vs. Seton Hall (11/17/16)**

### Field Goals Made

1. 12 -- Jarrod Uthoff vs. Iowa State (12/10/15)
- 12 -- Matt Gatens vs Wisconsin (2/23/12)
- 12 -- **Peter Jok vs. Nebraska (1/5/17)**
4. 11 -- Jarrod Uthoff vs. Michigan (3/5/16)
- 11 -- Aaron White vs. Davidson (3/20/15)
- 11 -- Aaron White vs. Iowa State (12/13/13)
- 11 -- **Peter Jok vs. Memphis (11/26/16)**
- 11 -- **Peter Jok vs. Seton Hall (11/17/16)**
- 11 -- **Peter Jok vs. Kennesaw St. (11/11/16)**
- 11 -- **Peter Jok vs. Purdue (1/12/17)**

### Field Goals Attempted

1. 24 -- Devyn Marble vs. Wisconsin (1/5/14)
- 24 -- **Peter Jok vs. Nebraska (1/5/17)**
3. 23 -- Devyn Marble vs. Xavier (11/28/13)
- 23 -- Devyn Marble vs. Villanova (11/30/13)
5. 21 -- Jarrod Uthoff vs. Temple (3/18/16)
- 21 -- Matt Gatens vs. Minnesota (1/16/11)
- 21 -- **Peter Jok vs. Seton Hall (11/17/16)**
- 21 -- **Peter Jok vs. Omaha (12/3/16)**

### 3-Point FG Made

1. **8 -- Peter Jok vs. Memphis (11/26/16)**
2. **8 -- Jordan Bohannon vs. Maryland (2/25/17)**
3. **7 -- Jordan Bohannon vs Notre Dame (11/29/16)**
- 7 -- Devyn Marble vs Oregon (3/18/12)
- 7 -- Matt Gatens vs Wisconsin (2/23/12)
- 7 -- Matt Gatens vs Indiana (2/19/12)
7. **6 -- Jordan Bohannon vs. Indiana (3/9/17)**
- 6 -- Jordan Bohannon vs. Omaha (12/3/16)**
- 6 -- Devyn Marble vs. SCSU (12/19/12)
- 6 -- Devyn Marble vs. Michigan (2/8/14)
- 6 -- Josh Oglesby at Indiana (1/12/12)

### 3-Point Field Goals Attempted

1. **15 -- Jordan Bohannon at Notre Dame (12/3/16)**
2. **12 -- Jordan Bohannon vs. Omaha (12/3/16)**
3. **11 -- Jordan Bohannon vs. Indiana (3/9/17)**
- 11 -- **Peter Jok at Notre Dame (11/29/16)**
- 11 -- **Peter Jok vs. Memphis (11/26/16)**
- 11 -- **Peter Jok vs. Nebraska (1/5/17)**
- 11 -- Peter Jok vs. Penn State (2/17/16)
- 11 -- Jarrod Uthoff vs. N'western (2/15/15)
- 11 -- Josh Oglesby at Wisconsin (2/6/13)

### Free Throws Made

1. **22 -- Peter Jok vs. Indiana (2/21/17) \***
2. 14 -- Roy Devyn Marble vs. UNI (12/15/12)
- 14 -- Aaron White vs. Texas (11/20/14)
4. 13 -- Aaron White vs. Wisconsin (1/19/13)
5. **12 -- Peter Jok vs. Omaha (12/3/16)**
- 12 -- Peter Jok vs. Memphis (11/26/16)**
- 12 -- Devyn Marble vs. Indiana (12/31/12)
- 12 -- Aaron White vs. Nebraska (1/5/15)
- 12 -- Gabriel Oleseni vs. Nebraska (1/5/15)

### Most Rebounds:

1. 18 -- Adam Woodbury vs. Wisconsin (2/24/16)
- 17 -- Aaron White vs. Iowa State (12/13/13)
3. 16 -- Gabriel Oleseni at Purdue (1/24/15)
4. 15 -- Jarrod Uthoff vs. Minnesota (2/14/16)
- 15 -- Adam Woodbury vs. Indiana (2/11/16)
- 15 -- Adam Woodbury vs. Penn State (2/3/16)
- 15 -- Aaron White vs. Omaha (11/10/13)
- 15 -- Jarryd Cole vs. UNI (12/7/10)

### Most Assists

1. 12 -- Mike Gesell vs. Minnesota (2/14/16)
- 12 -- Mike Gesell vs. Coppin State (11/15/15)
3. 11 -- Mike Gesell vs. Michigan (3/5/16)
- 11 -- Devyn Marble vs. Wisconsin (2/22/14)
- 11 -- Bryce Cartwright vs Dayton (3/13/12)
6. **10 -- Jordan Bohannon vs. Indiana (3/9/17)**
- 10 -- Mike Gesell vs. Nebraska (1/5/16)
- 10 -- Mike Gesell vs. Tenn. Tech (12/22/15)
- 10 -- Bryce Cartwright at Oregon (3/18/12)
- 10 -- Bryce Cartwright vs Mich St (2/2/11)

### Most Steals

1. 7 -- Eric May vs SIUE (11/26/10)
- 6 -- Roy Devyn Marble vs. Penn (11/22/13)
- 6 -- Eric May at Wake Forest (11/30/10)
4. **5 -- Isaiah Moss vs. Indiana (3/9/17)**
- 5 -- Jarryd Cole at Mich St (3/2/11)
- 5 -- Matt Gatens vs Idaho St (12/4/10)
- 5 -- Aaron White vs. North Florida (12/22/14)
- 5 -- Mike Gesell at Penn State (2/28/15)

### Most Blocks

1. 7 -- Melsahn Basabe vs. Iowa St (12/10/10)
- 7 -- Gabriel Oleseni vs. Illinois (3/5/13)
3. **6 -- Nicholas Baer at Nebraska (1/5/17)**
- 6 -- Jarrod Uthoff vs. Minnesota (2/14/16)
- 6 -- Jarrod Uthoff vs. Michigan State (12/29/15)
- 6 -- Nicholas Baer vs. Drake (12/19/15)
- 6 -- Melsahn Basabe vs Ohio St (1/4/11)



## Game 1 - Iowa 91, Kennesaw State 74

Official Basketball Box Score -- Game Totals -- Final Statistics  
Kennesaw State vs Iowa  
11/11/16 8:35 p.m. at Carver-Hawkeye Arena - Iowa City, IA

### Kennesaw State 74 • 0-1

#	Player	Total			Rebounds			PF	TP	A	TO	Blk	Stl	Min
		FG-FGA	3-PT	FT-FTA	Off	Def	Tot							
02	Jones, Jordan	1-3	0-0	0-1	0	3	3	2	1	1	0	1	19	
14	Williams, Aubrey	3-4	0-0	1-2	4	4	8	4	7	1	3	0	20	
00	Ray, Kendrick	6-16	0-2	0-0	2	0	2	4	12	2	0	0	23	
11	Clarke, Kyle	1-3	0-0	2-3	0	1	1	3	4	6	3	0	20	
21	Masterson, Nick	11-16	7-10	0-1	1	2	3	1	29	1	5	0	31	
04	Hooker, Tyler	2-11	1-1	0-2	2	1	3	1	5	4	1	0	20	
10	Nielsen, Johannes	4-7	0-0	0-0	2	1	3	2	8	1	0	0	21	
13	Wilson, Anthony	2-10	0-2	2-3	3	4	7	2	6	1	0	0	17	
24	Burnett, Josh	0-0	0-0	0-0	0	1	1	1	0	1	1	0	9	
35	Cameron, Zach	0-0	0-0	1-3	1	6	7	4	1	2	1	1	20	
Team					2 1 3									
Totals		30-70	8-15	6-15	17	24	41	25	74	19	21	1	9	200

FG % 1st Half: 11-31 35.5% 2nd half: 19-39 48.7% Game: 30-70 42.9%  
3FG % 1st Half: 3-5 60.0% 2nd half: 5-10 50.0% Game: 8-15 53.3%  
FT % 1st Half: 0-4 0.0% 2nd half: 6-11 54.5% Game: 6-15 40.0%

### Iowa 91 • 1-0

#	Player	Total			Rebounds			PF	TP	A	TO	Blk	Stl	Min
		FG-FGA	3-PT	FT-FTA	Off	Def	Tot							
05	Cook, Tyler	1-7	0-1	4-4	5	5	10	3	6	1	4	0	0	21
25	Uhl, Dom	1-3	0-2	6-10	3	2	5	1	8	0	2	0	0	18
51	Baer, Nicholas	1-3	0-0	4-4	0	3	3	10	2	0	0	0	26	
10	Williams, Christian	2-4	0-1	0-0	0	1	1	0	4	5	2	1	19	
14	Jok, Peter	11-19	3-8	2-2	0	4	4	1	27	3	2	0	26	
00	Wagner, Ahmad	4-4	0-0	4-5	0	5	5	2	12	4	2	4	24	
03	Bohannon, Jordan	2-4	2-4	0-0	0	0	0	2	6	2	2	0	21	
04	Moss, Isaiah	1-2	0-0	0-0	0	0	0	1	2	0	1	0	4	
11	Rose, Charlie	0-0	0-0	0-0	0	1	1	2	0	0	1	0	1	
15	Kriener, Ryan	2-3	0-1	2-2	0	3	3	1	6	0	1	0	9	
24	Ellingson, Brady	0-1	0-0	0-1	0	1	1	3	0	0	0	0	15	
35	Pemsi, Cordell	4-7	0-0	2-7	3	3	6	2	10	0	0	2	16	
Team					0 0 0									
Totals		30-60	7-22	24-34	11	28	39	21	91	17	17	8	9	200

FG % 1st Half: 16-30 53.3% 2nd half: 14-30 46.7% Game: 30-60 50.0%  
3FG % 1st Half: 4-11 36.4% 2nd half: 3-11 27.3% Game: 7-22 31.8%  
FT % 1st Half: 7-15 46.7% 2nd half: 17-19 89.5% Game: 24-34 70.6%

Officials: D.J. Carstensen, Rob Kueneman, Steve McJunkins  
Technical fouls: Kennesaw State-TEAM. Iowa-None.  
Attendance: 13007

Score by periods	1st	2nd	Total
Kennesaw State	25	49	74
Iowa	43	48	91

Points	In	Off	2nd	Fast	Bench
KSU	Paint	T/O	Chance	Break	
Iowa	30	11	14	7	20
	34	27	14	15	36

Last FG - KSU 2nd-00:51, IOWA 2nd-01:52.  
Largest lead - KSU None, IOWA by 22 2nd-03:06.  
KSU led for 00:00. IOWA led for 39:19. Game was tied for 00:41.

Score tied - 0 times.  
Lead changed - 0 times.

## Game 3 - Seton Hall 91, Iowa 83

Official Basketball Box Score -- Game Totals -- Final Statistics  
Seton Hall vs Iowa  
11/17/16 8:06 p.m. at Carver-Hawkeye Arena - Iowa City, IA

### Seton Hall 91 • 3-0

#	Player	Total			Rebounds			PF	TP	A	TO	Blk	Stl	Min
		FG-FGA	3-PT	FT-FTA	Off	Def	Tot							
14	Sanogo, Ismael	2-4	0-0	0-1	1	2	3	4	0	2	0	1	14	
20	Rodriguez, Desi	9-19	2-3	5-10	1	8	9	2	25	2	0	0	33	
31	Delgado, Angel	2-6	0-0	5-6	3	8	11	3	9	2	1	0	27	
00	Carrington, Khadeen	9-18	1-5	1-6	0	4	4	2	20	3	3	0	37	
30	Jones, Madison	2-2	0-0	1-2	0	3	3	4	5	4	2	0	21	
01	Nzei, Michael	0-0	0-0	0-0	1	1	2	4	0	0	0	1	10	
04	Gordon, Eron	0-1	0-1	0-0	0	0	0	1	0	0	1	0	8	
13	Powell, Myles	9-14	5-7	3-3	1	0	1	2	26	0	2	1	28	
25	Anthony, Rashed	0-0	0-0	0-0	1	0	1	1	0	0	0	0	12	
33	Singh, Veer	0-1	0-1	2-3	0	2	2	1	2	0	1	0	10	
Team					1 1 2									
Totals		33-65	8-17	17-31	9	29	38	24	91	11	12	2	10	200

FG % 1st Half: 14-36 38.9% 2nd half: 19-29 65.5% Game: 33-65 50.8%  
3FG % 1st Half: 4-8 50.0% 2nd half: 4-9 44.4% Game: 8-17 47.1%  
FT % 1st Half: 10-17 58.8% 2nd half: 7-14 50.0% Game: 17-31 54.8%

### Iowa 83 • 2-1

#	Player	Total			Rebounds			PF	TP	A	TO	Blk	Stl	Min
		FG-FGA	3-PT	FT-FTA	Off	Def	Tot							
05	Cook, Tyler	9-15	1-3	5-12	1	1	2	1	24	1	2	0	1	32
25	Uhl, Dom	2-5	1-2	3-4	3	7	10	4	8	0	2	0	0	25
51	Baer, Nicholas	2-5	1-3	1-2	2	4	6	3	6	2	1	3	29	
10	Williams, Christian	2-6	2-2	0-0	1	4	5	3	6	4	3	0	24	
14	Jok, Peter	11-21	2-8	6-6	2	9	11	2	30	4	1	0	36	
00	Wagner, Ahmad	0-1	0-0	1-4	1	1	2	3	1	0	1	0	20	
03	Bohannon, Jordan	0-2	0-1	3-4	0	3	3	2	3	4	3	0	19	
04	Moss, Isaiah	0-1	0-0	0-0	0	0	0	1	0	0	0	0	2	
23	Jones, Dale	0-1	0-0	0-0	0	1	1	1	0	1	1	0	2	
24	Ellingson, Brady	1-1	1-1	0-0	0	0	0	3	3	0	1	0	5	
35	Pemsi, Cordell	1-3	0-1	0-0	1	4	5	1	2	0	2	0	6	
Team					1 0 1									
Totals		28-61	8-21	19-32	12	34	46	24	83	16	17	3	9	200

FG % 1st Half: 16-30 53.3% 2nd half: 12-31 38.7% Game: 28-61 45.9%  
3FG % 1st Half: 5-9 55.6% 2nd half: 3-12 25.0% Game: 8-21 38.1%  
FT % 1st Half: 7-13 53.8% 2nd half: 12-19 63.2% Game: 19-32 59.4%

Officials: Mike Stephens, Lamar Simpson, Bo Boroski  
Technical fouls: Seton Hall-None. Iowa-None.  
Attendance: 10391  
Gavitt Games

Score by periods	1st	2nd	Total
Seton Hall	42	49	91
Iowa	44	39	83

Points	In	Off	2nd	Fast	Bench
SHU	Paint	T/O	Chance	Break	
Iowa	50	21	10	10	28
	24	15	9	10	9

Last FG - SHU 2nd-01:35, IOWA 2nd-00:52.  
Largest lead - SHU by 11 2nd-01:35, IOWA by 7 1st-17:56.  
SHU led for 25:44. IOWA led for 12:23. Game was tied for 01:53.

Score tied - 4 times.  
Lead changed - 11 times.

## Game 2 - Iowa 116, Savannah State 84

Official Basketball Box Score -- Game Totals -- Final Statistics  
Savannah State vs Iowa  
11/13/16 2:35 p.m. at Carver-Hawkeye Arena - Iowa City, IA

### Savannah State 84 • 0-2

#	Player	Total			Rebounds			PF	TP	A	TO	Blk	Stl	Min
		FG-FGA	3-PT	FT-FTA	Off	Def	Tot							
00	Kelly, Robert	2-5	0-2	4-7	1	4	5	1	8	1	5	0	2	25
30	Cabeza, Jahir	2-6	1-4	0-0	0	3	3	2	5	0	2	3	2	17
01	Dasent, Austin	3-8	1-3	1-2	1	1	2	4	8	4	2	0	14	
04	Manassa, Troyce	5-9	2-2	2-2	3	8	11	3	14	3	0	0	23	
11	Floyd, Joshua	3-7	1-3	0-0	1	3	4	3	7	3	3	0	23	
03	Seller, Zach	2-4	2-4	0-0	0	0	0	1	6	4	1	0	2	18
12	Wells, Casey	1-5	1-5	3-4	0	1	1	0	6	0	0	0	17	
14	Gaines, Jordan	4-8	1-2	1-2	0	3	3	2	10	0	2	1	19	
15	Felder, Isaiah	1-3	1-1	0-0	0	0	0	0	3	1	0	0	1	4
22	McClanahan, Dexter	3-7	1-2	0-0	1	2	3	1	7	2	2	0	17	
34	Glenn, Maricus	3-4	0-0	1-3	1	1	2	3	7	1	2	0	1	13
50	Williams, Kamil	1-2	0-0	1-2	1	0	1	1	3	2	1	0	10	
Team					2 3 5									
Totals		30-68	11-28	13-24	11	29	40	20	84	21	20	4	12	200

FG % 1st Half: 11-30 36.7% 2nd half: 19-38 50.0% Game: 30-68 44.1%  
3FG % 1st Half: 5-14 35.7% 2nd half: 6-14 42.9% Game: 11-28 39.3%  
FT % 1st Half: 12-19 63.2% 2nd half: 1-5 20.0% Game: 13-24 54.2%

### Iowa 116 • 2-0

#	Player	Total			Rebounds			PF	TP	A	TO	Blk	Stl	Min
		FG-FGA	3-PT	FT-FTA	Off	Def	Tot							
05	Cook, Tyler	7-9	0-0	0-1	2	2	4	2	14	2	1	0	0	15
25	Uhl, Dom	1-4	1-4	0-0	2	2	4	1	3	2	2	0	0	13
51	Baer, Nicholas	3-6	3-5	0-0	1	1	2	2	9	6	0	2	2	15
10	Williams, Christian	0-1	0-0	1-2	0	4	4	1	1	4	0	0	1	19
14	Jok, Peter	5-15	3-10	0-0	3	3	6	0	13	3	1	0	23	

## Game 5 - #6/7 Virginia 74, Iowa 41

### Official Basketball Box Score -- Game Totals -- Final Statistics

#### Virginia vs Iowa

11/25/16 6:10 p.m. at The Arena - Niceville, FL

#### Virginia 74 • 5-0

#	Player	Total		3-Ptr		Rebounds		PF	TP	A	TO	Blk	Stl	Min
		FG-FGA	FG-FTA	FG-FGA	FG-FTA	Off	Def							
00	Hall, Devon	* 2-5	2-3	0-0	0	3	3	0	6	1	1	0	1	19
21	Wilkins, Isaiah	* 4-5	0-0	3-4	2	1	3	1	11	3	1	2	1	26
27	Perrantes, London	* 5-9	2-4	0-0	0	3	3	0	12	4	1	0	2	29
33	Salt, Jack	* 2-4	0-0	0-0	0	1	1	3	4	0	0	1	0	17
51	Thompson, Darius	* 2-6	2-4	4-4	1	2	3	0	10	4	0	0	0	22
04	Shayok, Marial	3-9	0-2	0-0	1	2	3	3	6	0	0	0	3	19
05	Guy, Kyle	1-7	1-3	0-2	1	3	4	0	3	3	1	0	1	20
11	Jerome, Ty	1-1	1-1	0-0	0	0	0	1	3	1	0	0	0	11
25	Diakite, Mamadi	2-5	0-0	1-2	2	2	4	3	5	0	0	2	0	16
31	Reuter, Jarred	7-9	0-0	0-0	2	7	9	2	14	2	1	0	1	21
	Team				2	1	3							
	Totals	29-60	8-17	8-13	11	25	36	13	74	18	5	5	9	200

FG % 1st Half:	16-31	51.6%	2nd half:	13-29	44.8%	Game:	29-60	48.3%	Deadball Rebounds:	3
3FG % 1st Half:	5-9	55.6%	2nd half:	3-8	37.5%	Game:	8-17	47.1%		
FT % 1st Half:	2-2	100.0%	2nd half:	6-11	54.5%	Game:	8-13	61.5%		

#### Iowa 41 • 3-2

#	Player	Total		3-Ptr		Rebounds		PF	TP	A	TO	Blk	Stl	Min
		FG-FGA	FG-FTA	FG-FGA	FG-FTA	Off	Def							
05	Cook, Tyler	r 2-6	0-1	2-5	3	3	6	1	6	2	4	1	1	29
25	Uhl, Dom	r 4-9	1-4	0-0	1	4	5	1	9	0	5	0	0	21
51	Baer, Nicholas	r 1-1	0-0	2-2	4	2	6	3	4	1	1	0	0	16
10	Williams, Christian	g 0-2	0-0	0-0	0	1	1	4	0	1	0	0	0	22
14	Jok, Peter	g 5-14	3-8	0-0	0	1	1	2	13	2	1	0	0	27
00	Wagner, Ahmad	1-3	0-0	0-0	0	0	0	2	2	2	1	0	2	18
01	Dailey, Maishe	0-0	0-0	0-0	0	1	1	0	0	0	0	0	0	2
03	Bohannon, Jordan	2-8	2-6	0-0	1	3	4	1	6	0	3	0	0	23
04	Moss, Isaiah	0-3	0-2	0-0	0	1	1	0	0	0	1	0	0	12
15	Kriener, Ryan	0-1	0-1	0-0	0	0	0	0	0	0	0	0	0	5
24	Ellingson, Brady	0-1	0-1	0-0	0	0	0	2	0	0	0	0	0	8
35	Pemsl, Cordell	0-0	0-0	1-3	2	3	5	1	1	0	2	1	0	17
	Team				1	3	4							
	Totals	15-48	6-23	5-10	12	22	34	17	41	8	18	2	3	200

FG % 1st Half:	7-24	29.2%	2nd half:	8-24	33.3%	Game:	15-48	31.3%	Deadball Rebounds:	1
3FG % 1st Half:	2-11	18.2%	2nd half:	4-12	33.3%	Game:	6-23	26.1%		
FT % 1st Half:	3-4	75.0%	2nd half:	2-6	33.3%	Game:	5-10	50.0%		

Officials: Mike Eades, Doug Shows, Steve Olson

Technical fouls: Virginia-None. Iowa-None.

Attendance: 2196

2016 Emerald Coast Classic

Score by periods	1st	2nd	Total
Virginia	39	35	74
Iowa	19	22	41

	In	Off	2nd	Fast	Bench
Points	Paint	T/O	Chance	Break	
IOWA	32	19	19	0	31
IOWA	12	3	9	0	9

Last FG - UVA 2nd-00:56, IOWA 2nd-03:12.  
Largest lead - UVA by 33 2nd-00:56, IOWA by 2 1st-18:40.  
IOWA led for 38:25. IOWA led for 00:15. Game was tied for 01:20.

Score tied - 0 times.  
Lead changed - 1 time.

## Game 6 - Memphis 100, Iowa 92

### Official Basketball Box Score -- Game Totals -- Final Statistics

#### Iowa vs Memphis

11/26/16 3:00 p.m. at The Arena - Niceville, FL

#### Iowa 92 • 3-3

#	Player	Total		3-Ptr		Rebounds		PF	TP	A	TO	Blk	Stl	Min
		FG-FGA	FG-FTA	FG-FGA	FG-FTA	Off	Def							
05	Cook, Tyler	r 6-9	0-0	5-6	3	4	7	2	17	2	3	2	1	33
25	Uhl, Dom	r 2-5	0-3	2-2	0	4	1	1	6	1	2	0	0	26
51	Baer, Nicholas	r 2-3	1-2	0-0	0	1	1	5	1	0	0	0	0	16
10	Williams, Christian	g 1-5	0-1	0-0	0	0	0	1	2	3	2	0	2	16
14	Jok, Peter	g 11-16	8-11	12-12	1	5	6	1	42	0	5	0	1	36
00	Wagner, Ahmad	1-2	0-0	2-2	2	3	5	4	4	2	1	0	0	13
03	Bohannon, Jordan	2-8	1-4	0-0	0	0	0	3	5	6	4	0	2	24
04	Moss, Isaiah	1-2	0-1	0-0	0	0	0	0	2	0	0	0	0	2
24	Ellingson, Brady	1-1	1-1	0-0	0	3	3	0	3	1	0	0	0	16
35	Pemsl, Cordell	3-4	0-0	0-2	0	4	4	0	6	0	1	2	0	18
	Team				2	0	2							
	Totals	30-55	11-23	21-24	8	24	32	17	92	16	18	4	6	200

FG % 1st Half:	18-30	60.0%	2nd half:	12-25	48.0%	Game:	30-55	54.5%	Deadball Rebounds:	2
3FG % 1st Half:	6-13	46.2%	2nd half:	5-10	50.0%	Game:	11-23	47.8%		
FT % 1st Half:	9-10	90.0%	2nd half:	12-14	85.7%	Game:	21-24	87.5%		

#### Memphis 100 • 5-1

#	Player	Total		3-Ptr		Rebounds		PF	TP	A	TO	Blk	Stl	Min
		FG-FGA	FG-FTA	FG-FGA	FG-FTA	Off	Def							
01	Lawson, Dedric	r 15-22	0-2	5-7	6	5	11	3	35	3	1	1	1	38
15	Rykhoek, Chad	r 1-2	0-0	0-0	0	1	1	3	2	0	1	0	0	9
00	Lawson, K.J.	g 8-17	0-1	1-3	4	6	10	0	17	4	2	0	0	39
03	Martin, Jeremiah	g 5-9	3-5	1-2	1	2	3	3	14	5	2	0	4	30
05	Crawford, Markel	g 5-10	1-4	5-6	2	1	3	5	16	2	0	1	1	35
10	Kessee, Christian	0-1	0-0	1-2	0	0	0	1	1	1	0	0	1	10
12	Randall, Craig	6-11	3-6	0-0	0	2	2	3	15	2	1	0	2	32
42	McDowell, Jake	0-0	0-0	0-0	0	0	0	1	0	0	0	0	0	7
	Team				0	1	1							
	Totals	40-72	7-18	13-20	13	18	31	19	100	17	7	1	9	200

FG % 1st Half:	24-39	61.5%	2nd half:	16-33	48.5%	Game:	40-72	55.6%	Deadball Rebounds:	2
3FG % 1st Half:	3-9	33.3%	2nd half:	4-9	44.4%	Game:	7-18	38.9%		
FT % 1st Half:	3-3	100.0%	2nd half:	10-17	58.8%	Game:	13-20	65.0%		

Officials: Doug Shows, Mike Eades, Tony Chiazza

Technical fouls: Iowa-None. Memphis-None.

Attendance: 2196

2016 Emerald Coast Classic

Score by periods	1st	2nd	Total
Iowa	51	41	92
Memphis	54	46	100

	In	Off	2nd	Fast	Bench
Points	Paint	T/O	Chance	Break	
IOWA	32	11	12	0	20
MEM	54	21	22	0	16

Last FG - IOWA 2nd-03:58, MEM 2nd-01:47.  
Largest lead - IOWA by 5 2nd-16:33, MEM by 12 1st-14:48.  
IOWA led for 05:11. MEM led for 32:32. Game was tied for 02:17.

Score tied - 3 times.  
Lead changed - 12 times.

## Game 7 - Notre Dame 92, Iowa 78

### Official Basketball Box Score -- Game Totals -- Final Statistics

#### Iowa vs Notre Dame

11/29/16 9:05 p.m. at Notre Dame, Ind.

#### Iowa 78 • 3-4

#	Player	Total		3-Ptr		Rebounds		PF	TP	A	TO	Blk	Stl	Min
		FG-FGA	FG-FTA	FG-FGA	FG-FTA	Off	Def							
35	Pemsl, Cordell	r 8-9	0-0	2-3	0	2	2	4	18	3	1	0	1	23
51	Baer, Nicholas	r 3-10	1-4	1-2	6	6	12	2	8	1	0	0	3	27
03	Bohannon, Jordan	g 7-18	7-15	2-2	1	1	2	3	23	7	1	0	0	32
04	Moss, Isaiah	g 2-4	1-2	0-0	0	2	2	2	5	5	0	1	0	24
14	Jok, Peter	g 4-20	2-11	5-7	1	5	6	3	15	1	2	0	2	36
00	Wagner, Ahmad	0-2	0-0	0-0	0	0	0	3	0	1	0	0	0	6
10	Williams, Christian	1-2	0-0	0-0	1	2	3	2	2	2	0	0	0	15
15	Kriener, Ryan	0-1	0-0	0-0	0	0	0	2	0	0	1	0	1	2
24	Ellingson, Brady	2-3	1-2	0-0	0	0	0	1	5	0	0	0	1	19
25	Uhl, Dom	0-2	0-1	2-2	1	0	1	0	2	2	1	1	0	16
	Team				2	2	4	1						
	Totals	27-71	12-35	12-16	12	20	32	23	78	22	6	2	8	200

FG % 1st Half:	14-37	37.8%	2nd half:	13-34	38.2%	Game:	27-71	38.0%	Deadball Rebounds:	2
3FG % 1st Half:	7-19	36.8%	2nd half:	5-16	31.3%	Game:	12-35	34.3%		
FT % 1st Half:	4-5	80.0%	2nd half:	8-11	72.7%	Game:	12-16	75.0%		

#### Notre Dame 92 • 7-0

#	Player	Total		3-Ptr		Rebounds		PF	TP	A	TO	Blk	Stl	Min
		FG-FGA	FG-FTA	FG-FGA	FG-FTA	Off	Def							
03	V.J. Beachem	r 5-10	4-8	2-2	0	5	5	2	16	1	2	0	1	36
23	Martinas Geben	r 1-1	0-0	0-2	2	7	9	5	2	0	1	1	0	11
35	Bonzie Colson	r 6-14	0-3	12-12	6	11	17	3	24	0	1	3	0	37
05	Matt Farrell	g 5-12	2-6	4-4	0	1	1	1	16	7	5	1	0	38
32	Steve Vasturia	g 6-12	3-5	7-7	2	7	9	3	22	3				

## Game 9 - Iowa 95, Stetson 68

Official Basketball Box Score -- Game Totals -- Final Statistics  
Stetson vs Iowa  
12/05/16 6 p.m. at Carver-Hawkeye Arena - Iowa City, IA

Stetson 68 • 4-6

#	Player	Total		3-Ptr		Rebounds		PF	TP	A	TO	Blk	Stl	Min	
		FG-FGA	FT-FTA	FG-FGA	FT-FTA	Off	Def								Tot
22	Newton, Derick	5-12	1-5	1-2	2 3 5	1	12	3	2	0	0	0	0	29	
14	Dennis, Larry	0-1	0-0	0-0	0 0 0	4	0	1	1	1	0	0	0	6	
04	Myles, Divine	4-11	0-0	0-0	1 3 4	3	8	4	1	1	0	1	32		
05	Rivera, Angel	0-3	0-2	2-2	1 4 5	1	2	4	0	0	0	0	30		
33	Doyle, Luke	4-13	3-11	0-0	0 5 5	2	11	2	1	0	0	0	28		
03	Glasford, B.J.	3-11	2-7	0-0	2 6 8	3	8	0	1	0	2	0	20		
15	Verk, Clay	1-5	0-1	3-6	2 1 3	3	5	0	1	0	0	0	21		
23	Ndahiho, Kevin	3-3	0-0	2-3	2 4 6	3	8	0	1	2	0	0	12		
35	Goodman, Leo	5-13	2-7	2-3	1 2 3	3	14	2	0	0	0	0	22		
Team						3 1 4									
Totals		25-72	8-33	10-16	14 29 43	23	68	16	10	3	3	200			

FG % 1st Half: 11-37 29.7% 2nd half: 14-35 40.0% Game: 25-72 34.7%  
3FG % 1st Half: 4-14 28.6% 2nd half: 4-19 21.1% Game: 8-33 24.2%  
FT % 1st Half: 2-4 50.0% 2nd half: 8-12 66.7% Game: 10-16 62.5%

Iowa 95 • 4-5

#	Player	Total		3-Ptr		Rebounds		PF	TP	A	TO	Blk	Stl	Min	
		FG-FGA	FT-FTA	FG-FGA	FT-FTA	Off	Def								Tot
00	Wagner, Ahmad	3-4	0-0	2-5	1 5 6	2	8	1	0	2	0	0	13		
35	Pemsl, Cordell	9-11	0-0	3-5	5 3 8	3	21	2	0	2	0	0	22		
03	Bohannon, Jordan	1-9	0-3	0-0	0 1 1	1	2	5	2	0	1	1	26		
04	Moss, Isaiah	8-13	5-8	0-0	1 5 6	2	21	2	2	0	2	32			
14	Jok, Peter	4-13	1-7	6-8	1 7 8	1	15	7	0	0	0	25			
01	Dalley, Maishe	2-3	0-0	1-2	1 3 4	1	5	0	0	0	0	11			
10	Williams, Christian	3-6	0-1	0-0	1 5 6	1	6	1	1	0	0	19			
11	Rose, Charlie	0-1	0-1	0-0	0 0 0	0	0	0	0	0	0	2			
15	Kriener, Ryan	1-1	0-0	0-0	1 2 3	1	2	0	0	1	0	6			
24	Ellingson, Brady	1-4	0-2	0-0	0 1 1	1	2	0	0	0	0	12			
25	Uhl, Dom	2-3	0-0	2-4	1 1 2	1	6	1	0	0	1	12			
51	Baer, Nicholas	2-5	0-1	3-4	2 3 5	1	7	2	0	0	1	20			
Team						1 1 2									
Totals		36-73	6-23	17-28	15 37 52	15	95	21	5	5	5	200			

FG % 1st Half: 14-31 45.2% 2nd half: 22-42 52.4% Game: 36-73 49.3%  
3FG % 1st Half: 3-12 25.0% 2nd half: 3-11 27.3% Game: 6-23 26.1%  
FT % 1st Half: 13-22 59.1% 2nd half: 4-6 66.7% Game: 17-28 60.7%

Officials: Gene Steratore, Rob Riley, Steve McJunkins  
Technical fouls: Stetson-None. Iowa-None.  
Attendance: 9839

Score by periods	1st	2nd	Total
Stetson	28	40	68
Iowa	44	51	95

Last FG - STET 2nd-00:58, IOWA 2nd-00:35.  
Largest lead - STET None, IOWA by 30 2nd-05:29.  
STET led for 00:00. IOWA led for 39:26. Game was tied for 00:08.

Points	In	Off	2nd	Fast	Bench
STET	20	5	9	6	35
IOWA	50	8	23	14	28

Score tied - 0 times.  
Lead changed - 0 times.

## Game 10 - Iowa 78, #25 Iowa State 64

Official Basketball Box Score -- Game Totals -- Final Statistics  
Iowa State vs Iowa  
12/08/16 7 p.m. at Carver-Hawkeye Arena - Iowa City, IA

Iowa State 64 • 6-3

#	Player	Total		3-Ptr		Rebounds		PF	TP	A	TO	Blk	Stl	Min	
		FG-FGA	FT-FTA	FG-FGA	FT-FTA	Off	Def								Tot
05	Holden, Merrill	0-1	0-0	1-2	1 0 1	2	1	0	1	0	0	0	13		
30	Burton, Deonte	5-13	0-3	0-0	3 5 8	3	10	2	2	0	1	30			
11	Morris, Monte	4-15	2-6	0-1	1 4 5	3	10	5	2	0	1	37			
15	Mitrou-Long, Naz	3-8	2-6	2-2	1 0 1	4	10	0	2	0	2	26			
21	Thomas, Matt	6-14	2-7	0-0	1 5 6	4	14	0	0	0	1	25			
01	Weiler-Babb, Nick	4-8	1-4	1-2	0 4 4	2	10	1	1	0	1	24			
04	Jackson, Donovan	0-4	0-3	0-0	0 0 0	2	0	1	0	0	0	12			
10	Bowie, Darrell	2-5	1-1	0-0	3 5 8	4	5	0	3	1	0	19			
33	Young, Solomon	1-2	0-0	2-2	1 1 2	1	4	0	0	0	1	14			
Team						2 2 4									
Totals		25-70	8-30	6-9	13 26 39	25	64	9	11	1	7	200			

FG % 1st Half: 11-32 34.4% 2nd half: 14-38 36.8% Game: 25-70 35.7%  
3FG % 1st Half: 3-15 20.0% 2nd half: 5-15 33.3% Game: 8-30 26.7%  
FT % 1st Half: 4-4 100.0% 2nd half: 2-5 40.0% Game: 6-9 66.7%

Iowa 78 • 5-5

#	Player	Total		3-Ptr		Rebounds		PF	TP	A	TO	Blk	Stl	Min	
		FG-FGA	FT-FTA	FG-FGA	FT-FTA	Off	Def								Tot
00	Wagner, Ahmad	1-2	0-0	2-4	2 3 5	3	4	2	2	0	0	0	21		
35	Pemsl, Cordell	4-7	0-0	3-5	1 4 5	3	11	0	2	1	0	28			
03	Bohannon, Jordan	2-8	2-6	2-2	0 5 5	1	8	4	3	0	0	30			
04	Moss, Isaiah	6-11	1-4	1-2	2 2 4	1	14	1	1	1	1	31			
14	Jok, Peter	9-17	4-7	1-2	0 9 9	3	23	3	4	0	2	35			
10	Williams, Christian	0-1	0-1	2-2	0 1 1	0	2	2	1	0	0	11			
24	Ellingson, Brady	1-1	1-1	0-0	0 2 2	0	3	1	0	0	0	12			
25	Uhl, Dom	1-4	1-1	0-0	0 2 2	0	3	0	0	0	0	15			
51	Baer, Nicholas	2-4	0-2	6-7	2 6 8	4	10	0	0	1	2	17			
Team						0 1 1									
Totals		26-55	9-22	17-24	7 35 42	15	78	13	13	3	5	200			

FG % 1st Half: 16-27 59.3% 2nd half: 10-28 35.7% Game: 26-55 47.3%  
3FG % 1st Half: 6-10 60.0% 2nd half: 3-12 25.0% Game: 9-22 40.9%  
FT % 1st Half: 6-10 60.0% 2nd half: 11-14 78.6% Game: 17-24 70.8%

Officials: Terry Wymer, Tom Eades, Bert Smith  
Technical fouls: Iowa State-None. Iowa-None.  
Attendance: 13956  
Iowa Corn Cy-Hawk Series

Score by periods	1st	2nd	Total
Iowa State	29	35	64
Iowa	44	34	78

Last FG - ISU 2nd-00:52, IOWA 2nd-01:02.  
Largest lead - ISU by 4 1st-18:14, IOWA by 17 2nd-19:35.  
ISU led for 03:06. IOWA led for 36:31. Game was tied for 00:23.

Points	In	Off	2nd	Fast	Bench
ISU	24	5	11	4	19
IOWA	44	9	3	13	18

Score tied - 0 times.  
Lead changed - 3 times.

## Game 11 - Iowa 69, Northern Iowa 46

UNI vs Iowa  
12/17/16 3:31 p.m. at Wells Fargo Arena - Des Moines, IA

UNI 46 • 5-5

#	Player	Total		3-Ptr		Rebounds		PF	TP	A	TO	Blk	Stl	Min	
		FG-FGA	FT-FTA	FG-FGA	FT-FTA	Off	Def								Tot
02	Carlson, Clint	1-5	0-3	0-0	3 3 6	2	2	3	0	0	2	31			
03	Friedman, Ted	0-0	0-0	0-2	2 2 4	2	0	0	1	0	0	16			
13	McCloud, Juwan	1-8	0-3	0-0	0 0 0	0	2	1	3	0	2	25			
20	Morgan, Jeremy	4-13	1-6	5-6	0 9 9	1	14	4	2	1	0	32			
30	Haldeman, Spencer	3-12	2-7	4-4	0 0 0	2	12	0	0	0	1	27			
15	Dahl, Justin	0-0	0-0	0-0	0 0 0	0	0	0	0	0	0	4			
21	Rhodes, Hunter	0-0	0-0	0-0	0 1 1	0	0	1	0	0	0	9			
23	Ashton, Jordan	0-2	0-0	0-0	0 3 3	1	0	0	2	0	0	17			
24	Brown, Isaiah	1-3	0-1	0-0	0 1 1	0	2	0	0	0	0	8			
25	Koch, Bennett	0-2	0-0	0-0	0 0 0	4	0	0	0	0	0	7			
33	Lohaus, Wyatt	4-10	2-5	0-0	1 1 2	0	10	0	1	0	0	20			
34	McDonnell, Luke	1-1	1-1	1-2	1 1 2	0	4	0	0	0	0	4			
Team						1 0 1									
Totals		15-56	6-26	10-14	8 21 29	12	46	9	11	1	5	200			

FG % 1st Half: 6-31 19.4% 2nd half: 9-25 36.0% Game: 15-56 26.8%  
3FG % 1st Half: 3-16 18.8% 2nd half: 3-10 30.0% Game: 6-26 23.1%  
FT % 1st Half: 1-3 33.3% 2nd half: 9-11 81.8% Game: 10-14 71.4%

Iowa 69 • 6-5

#	Player	Total		3-Ptr		Rebounds		PF	TP	A	TO	Blk	Stl	Min
		FG-FGA	FT-FTA	FG-FGA	FT-FTA	Off	Def							
00	Wagner, Ahmad	3-6	0-0	0-0	2 2 4	3	6	2	3	0	1	21		
03	Bohannon, Jordan	2-7	2-5	0-0	0 4 4	1	6	6	2	0	0	31		
04	Moss, Isaiah	2-6	0-2	3-3	0 1 1	3	7	1	0	0	0	15		
14	Jok, Peter	9-15	3-3	0-0	1 7 8	2	21	0	1	0	0	29		
35	Pemsl, Cordell	4-4	0-0	2-3	0 5 5	3	10	0	1	0	1	18		
01	Dalley, Maishe	0-0	0-0	0-0	0 0 0	0	0	0	0	0	0	4		
10	Williams, Christian	1-2	0-0	0-0	0 1 1	1	2	1	1	0	0	13		
11	Rose, Charlie	0-0	0-0	0-0	0 0 0	0	0	0	0	0	0	1		
15	Kriener, Ryan	1-2	0-0	0-0	1 1 2	1	2	0	0	0	0	4		
24	Ellingson, Brady	0-0	0-0	2-2	0 0 0	1	2	0						

# Game 13 - Iowa 89, Delaware State 57

Official Basketball Box Score -- Game Totals -- Final Statistics  
 Delaware State vs Iowa  
 12/22/16 8:05 p.m. at Carver-Hawkeye Arena - Iowa City, IA

Delaware State 57 • 3-11

#	Player	Total		3-Ptr		Rebounds		PF	TP	A	TO	Blk	Stl	Min.	
		FG-FGA	FG-FGA	FT-FTA	FT-FTA	Off	Def								Tot
10	Waller, Kavon	r	2-7	1-3	2-2	5	3	8	2	7	2	2	0	0	23
44	Mallory, DeV Vaughn	r	3-9	0-0	1-2	5	1	6	5	7	0	2	0	3	21
50	Onifade, Demola	c	0-6	0-0	0-2	1	2	3	5	0	0	1	0	0	19
01	Haywood, DeAndre	g	2-10	0-3	3-4	1	3	4	1	7	1	2	0	1	26
22	Morgan, Devin	g	7-16	4-10	6-6	0	0	0	2	24	2	1	0	2	38
03	Lewis, Joe	g	0-3	0-1	1-2	1	3	4	1	1	0	3	0	0	12
05	Gantz, Kobe	g	0-3	0-3	0-0	0	0	0	3	0	3	4	0	0	20
20	Gasevic, Mrdjan	g	0-6	0-0	3-4	4	6	10	3	3	0	1	0	1	15
21	Rayson, Dana	g	0-2	0-2	2-2	0	0	0	0	2	1	2	0	0	12
24	Tavakalyan, Artem	g	2-4	1-2	1-2	0	2	2	0	6	0	0	0	0	14
Team						1	2	3							
Totals			16-66	6-24	19-26	18	22	40	22	57	9	18	0	7	200

FG % 1st Half: 5-33 15.2% 2nd half: 11-33 33.3% Game: 16-66 24.2%  
 3FG % 1st Half: 2-12 16.7% 2nd half: 4-12 33.3% Game: 6-24 25.0%  
 FT % 1st Half: 8-10 80.0% 2nd half: 11-16 68.8% Game: 19-26 73.1%

Iowa 89 • 8-5

#	Player	Total		3-Ptr		Rebounds		PF	TP	A	TO	Blk	Stl	Min.	
		FG-FGA	FG-FGA	FT-FTA	FT-FTA	Off	Def								Tot
00	Wagner, Ahmad	r	5-5	0-0	2-6	1	3	4	2	12	3	1	2	2	22
35	Pemsl, Cordell	r	2-3	0-0	4-5	1	2	3	3	8	2	2	1	2	20
03	Bohannon, Jordan	g	2-5	1-2	0-0	0	1	1	0	5	2	0	1	0	20
04	Moss, Isaiah	g	3-5	0-2	4-5	0	2	2	3	10	0	4	0	1	16
14	Jok, Peter	g	5-11	3-6	4-4	0	2	2	1	17	1	0	0	3	15
01	Dailey, Maishe	g	3-8	2-7	0-0	1	6	7	0	8	2	1	0	0	21
10	Williams, Christian	g	4-6	0-1	1-2	0	0	0	1	9	2	2	0	3	24
11	Rose, Charlie	g	0-0	0-0	0-0	0	0	0	0	1	0	0	0	0	1
15	Kriener, Ryan	g	2-2	0-0	1-3	1	5	6	3	5	0	1	0	0	14
24	Ellingson, Brady	g	2-3	2-2	2-2	0	1	1	2	8	0	1	0	0	18
25	Uhl, Dom	g	1-2	0-0	5-8	1	6	7	2	7	1	2	0	0	20
51	Baer, Nicholas	g	0-1	0-0	0-0	0	4	4	3	0	0	1	1	0	9
Team						0	2	2							
Totals			29-51	8-20	23-35	5	34	39	20	89	17	17	4	12	200

FG % 1st Half: 14-27 51.9% 2nd half: 15-24 62.5% Game: 29-51 56.9%  
 3FG % 1st Half: 5-12 41.7% 2nd half: 3-8 37.5% Game: 8-20 40.0%  
 FT % 1st Half: 10-16 62.5% 2nd half: 13-19 68.4% Game: 23-35 65.7%

Officials: Rob Riley, Bill Ek, Brooks Wells  
 Technical fouls: Delaware State-None. Iowa-None.  
 Attendance: 11886  
 Fouled Out - Delaware State: Mallory (11:14), Onifade (03:06)

Score by periods	1st	2nd	Total
Delaware State	20	37	57
Iowa	43	46	89

Points	In	Off	2nd	Fast	Bench
DSU	16	12	13	0	12
IOWA	38	33	4	21	37

Last FG - DSU 2nd-00:05, IOWA 2nd-00:20.  
 Largest lead - DSU None, IOWA by 35 2nd-00:20.  
 DSU led for 00:00. IOWA led for 39:33. Game was tied for 00:27.

Score tied - 0 times.  
 Lead changed - 0 times.

# Game 14 - #15 Purdue 89, Iowa 67

Official Basketball Box Score -- Game Totals -- Final Statistics  
 Iowa vs Purdue  
 12/28/16 8:35 PM at Mackey Arena - West Lafayette, IN

Iowa 67 • 8-6, 0-1

#	Player	Total		3-Ptr		Rebounds		PF	TP	A	TO	Blk	Stl	Min.	
		FG-FGA	FG-FGA	FT-FTA	FT-FTA	Off	Def								Tot
00	Wagner, Ahmad	r	0-2	0-0	0-0	0	1	1	0	0	0	0	1	1	13
35	Pemsl, Cordell	r	4-8	0-0	2-2	3	1	4	4	10	1	3	0	0	16
03	Bohannon, Jordan	g	2-8	0-4	2-2	0	1	1	0	6	4	0	0	1	23
04	Moss, Isaiah	g	0-4	0-1	0-0	0	0	0	1	0	0	2	0	0	18
14	Jok, Peter	g	4-15	1-7	4-4	0	6	6	2	13	2	3	0	2	22
01	Dailey, Maishe	g	1-1	0-0	0-0	0	0	0	0	2	0	0	0	0	7
05	Cook, Tyler	g	6-10	0-1	0-0	0	2	2	4	12	1	1	0	2	22
10	Williams, Christian	g	0-5	0-0	2-2	1	1	2	0	2	3	2	0	1	17
15	Kriener, Ryan	g	1-2	0-0	0-0	0	2	2	0	2	0	0	0	0	8
24	Ellingson, Brady	g	3-4	3-3	2-2	0	1	1	2	11	2	1	0	0	17
25	Uhl, Dom	g	1-2	0-0	0-0	0	2	2	0	2	1	1	0	1	10
51	Baer, Nicholas	g	3-6	0-1	1-1	2	5	7	1	7	2	1	0	1	27
Team						4	3	7							
Totals			25-67	4-17	13-13	10	25	35	14	67	16	14	1	9	200

FG % 1st Half: 10-32 31.3% 2nd half: 15-35 42.9% Game: 25-67 37.3%  
 3FG % 1st Half: 0-7 0.0% 2nd half: 4-10 40.0% Game: 4-17 23.5%  
 FT % 1st Half: 5-5 100.0 2nd half: 8-8 100.0 Game: 13-13 100.0

Purdue 89 • 12-2, 1-0

#	Player	Total		3-Ptr		Rebounds		PF	TP	A	TO	Blk	Stl	Min.	
		FG-FGA	FG-FGA	FT-FTA	FT-FTA	Off	Def								Tot
50	Swanigan, Caleb	r	4-12	0-3	3-3	1	9	10	1	11	3	0	2	0	29
44	Haas, Isaac	c	7-9	0-0	2-3	1	6	7	2	16	2	1	1	1	16
03	Edwards, Carsen	g	7-13	3-6	2-2	1	3	4	3	19	5	3	0	2	26
11	Thompson, P.J.	g	2-5	1-3	0-0	0	1	1	1	5	6	1	0	0	32
31	Mathias, Dakota	g	6-11	4-7	1-1	0	1	1	2	17	4	2	0	2	29
02	Mckeeman, Jon	g	0-0	0-0	0-0	0	0	0	1	0	0	0	0	0	1
05	Smotherman, Basil	g	0-1	0-0	0-0	0	0	0	1	0	0	1	0	0	9
12	Edwards, Vincent	g	6-10	2-4	1-1	1	6	7	1	15	5	1	2	2	28
14	Cline, Ryan	g	2-6	2-6	0-0	0	1	1	1	6	2	2	1	0	27
15	Luce, Tommy	g	0-0	0-0	0-0	0	0	0	0	0	0	0	0	0	1
24	Eifert, Grady	g	0-0	0-0	0-0	0	0	0	0	0	0	0	0	0	2
Team						2	4	6							
Totals			34-67	12-29	9-10	6	31	37	13	89	27	14	6	7	200

FG % 1st Half: 19-34 55.9% 2nd half: 15-33 45.5% Game: 34-67 50.7%  
 3FG % 1st Half: 10-17 58.8% 2nd half: 2-12 16.7% Game: 12-29 41.4%  
 FT % 1st Half: 1-1 100.0 2nd half: 8-9 88.9% Game: 9-10 90.0%

Officials: Terry Wymer, Gene Statorone, Paul Szelc  
 Technical fouls: Iowa-Pemsl, Cordell. Purdue-None.  
 Attendance: 14804

Score by periods	1st	2nd	Total
Iowa	25	42	67
Purdue	49	40	89

Points	In	Off	2nd	Fast	Bench
IOWA	38	20	5	5	38
PURDUE	40	7	2	6	21

Last FG - IOWA 2nd-00:02, PURDUE 2nd-02:47.  
 Largest lead - IOWA None, PURDUE by 31 2nd-13:01.  
 IOWA led for 00:00. PURDUE led for 39:07. Game was tied for 00:53.

Score tied - 0 times.  
 Lead changed - 0 times.

# Game 15 - Iowa 86, Michigan 83 (OT)

Official Basketball Box Score -- Game Totals -- Final Statistics  
 Michigan vs Iowa  
 01/01/17 1:20 p.m. at Carver-Hawkeye Arena - Iowa City, IA

Michigan 83 • 10-4, 0-1

#	Player	Total		3-Ptr		Rebounds		PF	TP	A	TO	Blk	Stl	Min.	
		FG-FGA	FG-FGA	FT-FTA	FT-FTA	Off	Def								Tot
05	Wilson, DJ	r	11-18	4-8	2-2	6	8	14	3	28	6	1	1	0	44
13	Wagner, Moritz	r	6-10	0-2	0-0	2	2	4	4	12	0	1	0	1	35
21	Irvin, Zak	r	5-15	2-6	0-0	3	3	6	0	12	6	4	0	0	44
04	Walton Jr., Derrick	g	5-13	3-8	0-1	0	5	5	3	13	3	2	0	1	36
12	Abdur-Rahkman, M-A	g	0-2	0-1	0-0	0	0	0	2	0	1	0	0	0	8
03	Simpson, Xavier	g	0-1	0-1	0-0	0	0	0	1	0	1	1	0	1	9
20	Loneragan, Sean	g	0-1	0-0	0-0	0	0	0	1	0	0	0	0	0	1
22	Robinson, Duncan	g	6-12	3-9	0-0	0	4	4	1	15	3	0	0	2	36
34	Donnal, Mark	g	1-2	0-0	1-2	2	1	3	1	3	1	0	0	0	12
Team						1	2	3							
Totals			34-74	12-35	3-5	14	25	39	16	83	21	8	2	7	225

FG % 1st Half: 14-35 40.0% 2nd half: 16-31 51.6% OT: 4-8 50.0% Game: 34-74 45.9%  
 3FG % 1st Half: 5-15 33.3% 2nd half: 6-15 40.0% OT: 1-5 20.0% Game: 12-35 34.3%  
 FT % 1st Half: 3-5 60.0% 2nd half: 0-0 0.0% OT: 0-0 0.0% Game: 3-5 60.0%

Iowa 86 • 9-6, 1-1

#	Player	Total		3-Ptr		Rebounds		PF	TP	A	TO	Blk	Stl	Min.	
		FG-FGA	FG-FGA	FT-FTA	FT-FTA	Off	Def								Tot
05	Cook, Tyler	r	5-12	0-0	1-3	3	5	8	1	11	0	1	0	0	31
35	Pemsl, Cordell	r	2-8	0-0	0-0	3	5	8	2	4	3	1	2	3	31
03	Bohannon, Jordan	g	6-8	3-5	2-2	1	3	4	2	17	6	0	0	0	31
04	Moss, Isaiah	g	3-4	1-1	0-0	0	3	3	1	7	0	0	0	0	20
14	Jok, Peter	g	9-18	4-7	3-4	1	4	5	3	25	3	3	0	0	34
00	Wagner, Ahmad	g	1-4	0-0	0-0	2	1	3	1	2	0	1	0	1	14
10	Williams, Christian	g	0-1	0-0	0-0	0	2	2	1	0	1	1	0	0	8
24	Ellingson, Brady	g	2-4	0-1	2-2										



## Game 17 - Iowa 68, Rutgers 62

Official Basketball Box Score -- Game Totals -- Final Statistics  
**Rutgers vs Iowa**  
 01/08/16 3:35 p.m. at Carver-Hawkeye Arena - Iowa City, IA

Rutgers 62 • 11-6, 0-4

#	Player	Total			3-Ptr			Rebounds			PF	TP	A	TO	Blk	Stl	Min
		FG-FGA	FG-FGA	FT-FTA	FG-FGA	FG-FGA	FT-FTA	Off	Def	Tot							
11	Omoruyi, Eugene	r	0-0	0-0	0-0	0	0	0	0	0	0	0	0	0	0	5	
33	Freeman, Deshawn	r	9-13	1-1	0-0	5	8	13	2	19	1	2	0	0	0	31	
34	Gettys, C.J.	c	1-6	0-0	0-0	3	4	7	2	2	2	2	1	0	20		
00	Johnson, Nigel	g	5-16	1-6	2-2	1	4	5	0	13	2	4	0	1	36		
03	Sanders, Corey	g	6-17	1-2	0-2	1	2	3	4	13	5	4	0	2	36		
02	Doorson, Shaquille	g	0-0	0-0	0-0	0	0	0	0	0	1	0	0	0	2		
04	Laurent, Jonathan	g	4-6	0-0	0-0	1	0	1	3	8	1	1	0	0	17		
05	Williams, Mike	g	0-4	0-3	0-0	2	2	4	2	0	0	3	0	0	20		
21	Sa, Candido	g	1-5	0-0	0-0	0	2	2	3	2	0	0	0	1	17		
25	Diallo, Ibrahim	g	1-3	0-0	0-0	3	0	3	5	2	1	0	2	1	9		
35	Thiam, Issa	g	1-3	1-3	0-0	0	0	0	1	3	0	1	0	0	7		
Team						3 3 6											
Totals			28-73	4-15	2-4	19	25	44	22	62	13	17	3	10	200		

FG % 1st Half: 15-34 44.1% 2nd half: 13-39 33.3% Game: 28-73 38.4% Deadball Rebounds 1  
 3FG % 1st Half: 2-6 33.3% 2nd half: 2-9 22.2% Game: 4-15 26.7%  
 FT % 1st Half: 0-0 0.0% 2nd half: 2-4 50.0% Game: 2-4 50.0%

Iowa 68 • 10-7, 2-2

#	Player	Total			3-Ptr			Rebounds			PF	TP	A	TO	Blk	Stl	Min
		FG-FGA	FG-FGA	FT-FTA	FG-FGA	FG-FGA	FT-FTA	Off	Def	Tot							
05	Cook, Tyler	r	1-6	0-0	2-4	0	2	2	1	4	0	1	1	1	21		
35	Pemsl, Cordell	r	5-8	0-0	3-5	0	2	2	3	13	1	2	3	0	31		
03	Bohannon, Jordan	g	2-5	0-2	4-4	0	1	1	2	8	8	4	0	1	29		
04	Moss, Isaiah	g	3-4	2-3	0-0	1	1	2	0	8	0	2	0	0	18		
14	Jok, Peter	g	7-18	2-10	2-2	1	10	11	2	18	2	3	0	2	30		
00	Wagner, Ahmad	g	1-1	0-0	0-0	0	0	0	1	2	1	0	0	0	4		
10	Williams, Christian	g	0-2	0-0	0-0	1	1	2	1	0	1	3	0	3	11		
24	Ellingson, Brady	g	0-1	0-1	0-0	0	2	2	0	0	1	0	0	0	8		
25	Uhl, Dom	g	2-4	1-2	5-8	3	5	8	0	10	1	1	5	0	23		
51	Baer, Nicholas	g	2-4	1-2	0-0	3	2	5	2	5	1	2	0	0	25		
Team						0 1 1											
Totals			23-53	6-20	16-23	9	27	36	12	68	16	18	9	10	200		

FG % 1st Half: 13-28 46.4% 2nd half: 10-25 40.0% Game: 23-53 43.4% Deadball Rebounds 3  
 3FG % 1st Half: 6-15 40.0% 2nd half: 0-5 0.0% Game: 6-20 30.0%  
 FT % 1st Half: 0-2 0.0% 2nd half: 16-21 76.2% Game: 16-23 69.6%

Officials: Tom Eades, Gene Steratore, Rob Kueneman  
 Technical fouls: Rutgers-None. Iowa-None.  
 Attendance: 11347  
 Fouled Out - Rutgers: Diallo (5:42)

Score by periods	1st	2nd	Total
Rutgers	32	30	62
Iowa	32	36	68

Last FG - Rutgers 2nd-00:01, Iowa 2nd-01:09.  
 Largest lead - Rutgers by 9 2nd-10:12, Iowa by 9 2nd-00:11.  
 Rutgers led for 23:29. Iowa led for 14:57. Game was tied for 01:34.

Score tied - 4 times.  
 Lead changed - 8 times.

## Game 18 - Iowa 83, #17/19 Purdue 78

Official Basketball Box Score -- Game Totals -- Final Statistics  
**Purdue vs Iowa**  
 01/12/16 8:05 p.m. at Carver-Hawkeye Arena - Iowa City, IA

Purdue 78 • 14-4, 3-2

#	Player	Total			3-Ptr			Rebounds			PF	TP	A	TO	Blk	Stl	Min
		FG-FGA	FG-FGA	FT-FTA	FG-FGA	FG-FGA	FT-FTA	Off	Def	Tot							
12	Edwards, Vincent	r	2-8	1-3	8-8	1	2	3	1	13	4	2	1	2	28		
50	Swanigan, Caleb	r	6-9	2-2	3-4	1	7	8	4	17	3	3	0	0	35		
03	Edwards, Carsen	g	3-7	1-4	1-1	0	4	4	2	8	3	1	0	0	19		
11	Thompson, P.J.	g	2-5	1-4	0-0	3	1	4	1	5	2	1	0	0	30		
31	Mathias, Dakota	g	2-7	2-7	4-4	0	0	0	3	10	4	1	0	2	30		
14	Cline, Ryan	g	4-8	4-8	0-2	0	0	0	1	12	0	1	0	0	23		
44	Haas, Isaac	g	4-8	0-0	5-6	2	4	6	4	13	1	2	0	1	25		
55	Albrecht, Spike	g	0-1	0-0	0-0	0	2	2	0	0	1	0	0	0	10		
Team						0 1 1											
Totals			23-53	11-28	21-25	7	21	28	16	78	18	11	1	5	200		

FG % 1st Half: 14-25 56.0% 2nd half: 9-28 32.1% Game: 23-53 43.4% Deadball Rebounds 1  
 3FG % 1st Half: 7-12 58.3% 2nd half: 4-16 25.0% Game: 11-28 39.3%  
 FT % 1st Half: 12-13 92.3% 2nd half: 9-12 75.0% Game: 21-25 84.0%

Iowa 83 • 11-7, 3-2

#	Player	Total			3-Ptr			Rebounds			PF	TP	A	TO	Blk	Stl	Min
		FG-FGA	FG-FGA	FT-FTA	FG-FGA	FG-FGA	FT-FTA	Off	Def	Tot							
05	Cook, Tyler	r	7-10	0-0	2-5	3	3	6	2	16	2	2	0	2	33		
35	Pemsl, Cordell	r	2-5	0-0	0-3	3	5	8	3	4	1	1	1	0	20		
03	Bohannon, Jordan	g	4-7	2-3	2-2	0	1	1	3	12	9	0	1	0	36		
04	Moss, Isaiah	g	1-4	0-1	0-0	0	0	0	1	2	0	0	0	0	16		
14	Jok, Peter	g	11-19	4-7	3-4	1	5	6	2	29	8	3	1	1	35		
00	Wagner, Ahmad	g	2-3	0-0	0-0	0	0	0	2	4	0	1	0	0	9		
10	Williams, Christian	g	2-2	0-0	0-0	0	0	0	0	4	0	0	0	0	4		
15	Kriener, Ryan	g	3-4	0-0	0-0	0	2	2	2	6	0	0	0	0	8		
24	Ellingson, Brady	g	0-1	0-1	0-0	0	0	0	0	0	0	0	0	0	5		
25	Uhl, Dom	g	1-3	0-1	0-0	0	1	1	0	2	0	2	0	0	15		
51	Baer, Nicholas	g	1-2	0-1	2-4	1	9	10	3	4	2	0	1	1	19		
Team						1 0 1											
Totals			34-60	6-14	9-18	9	26	35	18	83	22	10	3	5	200		

FG % 1st Half: 18-36 50.0% 2nd half: 16-24 66.7% Game: 34-60 56.7% Deadball Rebounds 5  
 3FG % 1st Half: 2-6 33.3% 2nd half: 4-8 50.0% Game: 6-14 42.9%  
 FT % 1st Half: 0-5 0.0% 2nd half: 9-13 69.2% Game: 9-18 50.0%

Officials: Bo Boroski, Paul Szelc, Terry Oglesby  
 Technical fouls: Purdue-None. Iowa-None.  
 Attendance: 10752

Score by periods	1st	2nd	Total
Purdue	47	31	78
Iowa	38	45	83

Last FG - PURDUE 2nd-02:47, IOWA 2nd-03:02.  
 Largest lead - PURDUE by 9 1st-01:33, IOWA by 5 2nd-00:01.  
 Purdue led for 27:29. Iowa led for 07:28. Game was tied for 05:03.

Points In Off 2nd Fast Bench  
 PURDUE Paint T/O Chance Break 25  
 IOWA 40 12 12 8 20

Score tied - 12 times.  
 Lead changed - 20 times.

## Game 19 - Northwestern 89, Iowa 54

Official Basketball Box Score -- Game Totals -- Final Statistics  
**Iowa vs Northwestern**  
 01/15/17 6:30 p.m. at Evanston, Ill. (Welsh-Ryan Arena)

Iowa 54 • 11-8, 3-3 B1G

#	Player	Total			3-Ptr			Rebounds			PF	TP	A	TO	Blk	Stl	Min
		FG-FGA	FG-FGA	FT-FTA	FG-FGA	FG-FGA	FT-FTA	Off	Def	Tot							
35	Pemsl, Cordell	r	0-2	0-0	2-4	1	0	1	0	2	0	2	0	1	13		
5	Cook, Tyler	r	3-8	0-0	8-9	0	5	5	2	14	1	2	0	1	29		
14	Jok, Peter	g	2-9	0-4	0-0	1	2	3	2	4	0	1	0	0	21		
3	Bohannon, Jordan	g	2-7	2-6	0-0	0	3	3	0	6	2	3	0	0	31		
4	Moss, Isaiah	g	1-4	0-0	0-0	0	0	0	1	2	1	3	0	0	16		
0	Wagner, Ahmad	g	1-1	0-0	0-2	0	1	1	2	2	5	1	0	0	13		
10	Williams, Christian	g	2-5	0-0	1-3	2	1	3	1	5	1	0	0	2	18		
15	Kriener, Ryan	g	6-7	1-2	1-2	2	0	2	1	14	0	1	0	0	22		
24	Ellingson, Brady	g	0-4	0-3	2-2	0	1	2	1	2	0	0	1	1	19		
51	Baer, Nicholas	g	1-4	1-2	0-0	1	1	2	3	3	0	1	0	1	18		
Team						1 3 4											
Totals			18-51	4-17	14-22	8	16	24	13	54	12	14	0	6	200		

FG % 1st Half: 10-24 41.7% 2nd half: 8-27 29.6% Game: 18-51 35.3% Deadball Rebounds 4  
 3FG % 1st Half: 2-8 25.0% 2nd half: 2-9 22.2% Game: 4-17 23.5%  
 FT % 1st Half: 10-14 71.4% 2nd half: 4-8 50.0% Game: 14-22 63.6%

Northwestern 89 • 15-4, 4-2 B1G

#	Player	Total			3-Ptr			Rebounds			PF	TP	A	TO	Blk	Stl	Min
		FG-FGA	FG-FGA	FT-FTA	FG-FGA	FG-FGA	FT-FTA	Off	Def	Tot							
34	Lumpkin, Sanjay	r	2-2	1-1	0-2	1	6	7	1	5	1	0	1	28			
4	Law, Vic	r	5-9	2-4	0-0	1	1	2	2	12	3	3	0	1	26		
5	Pardon, Derick	c	7-12	0-0	0-2	5	4	9	3	14	2	1	2	32			
20	Lindsey, Scottie	g	8-15	3-7	3-3	1	7	8	2	22	5	1	0	33			
30	McIntosh, Bryant	g	9-11	2-3	0-0	0											

## Game 21 - Illinois 76, Iowa 64

### Iowa vs Illinois

01/25/17 8:05 p.m. at State Farm Center - Champaign, IL

Iowa 64 • 11-10, 3-5

#	Player	Total			3-Ptr			Rebounds			PF	TP	A	TO	Blk	Stl	Min
		FG	FGA	FT	FTA	FG	FGA	FT	FTA	Off							
05	Cook, Tyler	f	2-6	0-0	1-2	2	1	3	1	5	1	4	0	0	0	17	
35	Pemsl, Cordell	f	3-5	0-0	0-1	3	1	4	3	6	0	0	0	0	0	11	
03	Bohannon, Jordan	g	1-9	1-7	0-0	1	0	1	2	3	4	2	0	1	0	21	
04	Moss, Isaiah	g	0-0	0-0	0-0	0	0	0	0	0	0	1	0	0	0	6	
14	Jok, Peter	g	3-9	1-5	3-3	2	0	2	1	10	1	4	0	0	0	32	
00	Wagner, Ahmad	f	5-8	0-0	2-5	3	2	5	4	12	3	0	1	1	0	21	
01	Dailey, Maishe	g	1-2	0-1	0-0	0	1	1	0	2	1	0	0	0	0	6	
10	Williams, Christian	f	3-7	0-1	1-5	1	2	3	1	7	1	1	0	1	1	16	
15	Kriener, Ryan	f	2-6	0-1	0-0	0	3	3	3	4	0	0	0	0	0	11	
23	Jones, Dale	g	0-0	0-0	0-0	0	0	0	0	0	0	0	0	0	0	0+	
24	Ellingson, Brady	g	0-0	0-0	0-0	0	1	1	1	0	2	0	0	0	0	8	
25	Uhl, Dom	f	1-3	1-2	0-0	0	4	4	1	3	1	0	1	0	0	21	
51	Baer, Nicholas	f	5-10	2-6	0-0	3	4	7	2	12	0	1	2	0	0	30	
	Team					1	1	2									
	Totals		26-65	5-23	7-16	16	20	36	19	64	14	13	4	3	0	200	

FG % 1st Half: 10-27 37.0% 2nd half: 16-38 42.1% Game: 26-65 40.0% Deaddball  
 3FG % 1st Half: 1-6 16.7% 2nd half: 4-17 23.5% Game: 5-23 21.7% Rebounds  
 FT % 1st Half: 3-9 33.3% 2nd half: 4-7 57.1% Game: 7-16 43.8%

Illinois 76 • 13-8, 3-5

#	Player	Total			3-Ptr			Rebounds			PF	TP	A	TO	Blk	Stl	Min
		FG	FGA	FT	FTA	FG	FGA	FT	FTA	Off							
12	Black, Leron	f	4-6	0-0	2-3	2	5	7	1	10	0	0	0	0	0	18	
22	Morgan, Maverick	c	4-8	0-0	4-5	4	3	7	2	12	1	0	1	0	0	29	
03	Lucas, TeJon	g	1-4	1-1	3-4	0	2	2	2	6	2	0	2	0	0	27	
05	Coleman-Lands, Jalen	g	2-7	2-4	0-0	0	2	2	3	6	4	0	0	0	0	20	
21	Hill, Malcolm	g	4-7	1-2	2-2	1	5	6	4	11	3	2	0	2	0	27	
01	Tate, Jaylon	f	1-1	0-0	1-1	0	1	1	0	3	3	1	0	0	0	15	
02	Nichols, Kipper	f	1-5	1-2	1-2	1	1	2	3	4	0	0	0	1	0	16	
13	Abrams, Tracy	g	2-9	1-5	2-2	0	3	3	2	7	1	1	0	1	0	17	
33	Thorne Jr., Mike	g	0-1	0-0	0-0	1	0	1	1	0	0	1	1	0	0	10	
43	Finke, Michael	f	7-10	3-5	0-0	2	3	5	1	17	0	2	0	0	0	21	
	Team					2	0	2									
	Totals		26-58	9-19	15-19	13	25	38	19	76	18	12	2	8	0	200	

FG % 1st Half: 16-29 55.2% 2nd half: 10-29 34.5% Game: 26-58 44.8% Deaddball  
 3FG % 1st Half: 6-11 54.5% 2nd half: 3-8 37.5% Game: 9-19 47.4% Rebounds  
 FT % 1st Half: 2-2 100.0 2nd half: 13-17 76.5% Game: 15-19 78.9%

Officials: D.J. Carstensen, Rob Riley, Kelly Pfeifer  
 Technical fouls: Iowa-None. Illinois-None.  
 Attendance: 11787

Score by periods	1st	2nd	Total
Iowa	24	40	64
Illinois	40	36	76

Points In Off 2nd Fast Bench  
 Paint T/O Chance Break 4  
 IOWA 38 10 13 4 40  
 ILL 18 9 6 2 31

Score tied - 0 times.  
 Lead changed - 0 times.

Score tied - 0 times.  
 Lead changed - 0 times.

Score tied - 0 times.  
 Lead changed - 0 times.

## Game 22 - Iowa 85, Ohio State 72

### Official Basketball Box Score -- Game Totals -- Final Statistics

Ohio State vs Iowa

01/28/17 7:05 p.m. at Carver-Hawkeye Arena - Iowa City, IA

Ohio State 72 • 13-9, 3-6

#	Player	Total			3-Ptr			Rebounds			PF	TP	A	TO	Blk	Stl	Min
		FG	FGA	FT	FTA	FG	FGA	FT	FTA	Off							
01	Tate, Jae'Sean	f	8-10	0-0	1-2	0	7	7	4	17	1	4	0	1	0	29	
02	Loving, Marc	f	4-11	1-4	0-0	1	4	5	2	9	3	1	0	0	0	32	
23	Thompson, Trevor	c	0-2	0-0	0-0	3	3	6	5	0	0	2	0	1	0	13	
13	Lyle, JaQuan	c	4-12	1-6	3-4	1	1	2	0	12	6	0	0	1	0	29	
15	Williams, Kam	g	5-14	3-7	1-1	1	1	2	3	14	4	3	0	1	0	37	
00	Potter, Micah	f	2-3	0-0	0-0	1	1	2	2	4	1	1	0	0	0	18	
03	Jackson, C.J.	f	2-4	1-2	1-2	1	2	3	2	6	4	1	0	0	0	18	
10	Bell, David	f	1-3	0-0	3-4	2	2	4	1	5	0	0	0	0	0	7	
24	Wesson, Andre	f	1-4	1-3	2-4	1	1	2	0	5	0	0	0	0	0	17	
	Team					1	2	3									
	Totals		27-63	7-22	11-17	12	24	36	19	72	19	12	0	4	0	200	

FG % 1st Half: 11-32 34.4% 2nd half: 16-31 51.6% Game: 27-63 42.9% Deaddball  
 3FG % 1st Half: 2-11 18.2% 2nd half: 5-11 45.5% Game: 7-22 31.8% Rebounds  
 FT % 1st Half: 5-8 62.5% 2nd half: 6-9 66.7% Game: 11-17 64.7%

Iowa 85 • 12-10, 4-5

#	Player	Total			3-Ptr			Rebounds			PF	TP	A	TO	Blk	Stl	Min
		FG	FGA	FT	FTA	FG	FGA	FT	FTA	Off							
00	Wagner, Ahmad	f	2-5	0-1	0-2	4	2	6	1	4	1	1	0	0	0	17	
05	Cook, Tyler	f	5-9	1-1	2-5	1	0	1	3	13	0	2	0	0	0	16	
51	Baer, Nicholas	f	3-9	0-3	0-0	2	6	8	0	6	3	0	3	0	0	26	
03	Bohannon, Jordan	g	4-10	4-10	0-0	1	3	4	0	12	1	2	0	2	0	29	
04	Moss, Isaiah	g	2-8	0-1	2-3	0	2	2	3	6	0	1	0	0	0	19	
10	Williams, Christian	f	0-1	0-0	1-2	0	1	1	1	0	1	0	1	0	1	11	
15	Kriener, Ryan	f	6-7	0-0	2-2	2	5	7	3	14	2	0	1	0	0	21	
24	Ellingson, Brady	g	6-9	5-7	0-0	0	4	4	0	17	3	0	0	1	0	25	
25	Uhl, Dom	f	1-3	0-0	4-6	2	3	5	1	6	6	1	0	1	0	21	
35	Pemsl, Cordell	f	3-3	0-0	0-0	0	2	2	3	6	5	1	1	0	0	15	
	Team					0	1	1									
	Totals		32-64	10-23	11-20	12	29	41	15	85	21	9	5	5	0	200	

FG % 1st Half: 15-30 50.0% 2nd half: 17-34 50.0% Game: 32-64 50.0% Deaddball  
 3FG % 1st Half: 6-14 42.9% 2nd half: 4-9 44.4% Game: 10-23 43.5% Rebounds  
 FT % 1st Half: 4-8 50.0% 2nd half: 7-12 58.3% Game: 11-20 55.0%

Officials: Donnie Eppley, Paul Szlec, Steve McJunkins  
 Technical fouls: Ohio State-None. Iowa-None.  
 Attendance: 15138  
 Fouled Out - Ohio State: Thompson (6:43)

Score by periods	1st	2nd	Total
Ohio State	29	43	72
Iowa	40	45	85

Points In Off 2nd Fast Bench  
 Paint T/O Chance Break 4  
 OSU 38 6 6 4 20  
 IOWA 40 18 17 9 44

Score tied - 2 times.  
 Lead changed - 1 time.

Score tied - 2 times.  
 Lead changed - 1 time.

Score tied - 2 times.  
 Lead changed - 1 time.

## Game 23 - Iowa 83, Rutgers 63

### Iowa vs Rutgers

01/31/17 7 p.m. at The RAC - Piscataway, NJ

Iowa 83 • 13-10, 5-5

#	Player	Total			3-Ptr			Rebounds			PF	TP	A	TO	Blk	Stl	Min
		FG	FGA	FT	FTA	FG	FGA	FT	FTA	Off							
00	Wagner, Ahmad	f	4-5	0-0	1-4	1	1	2	2	9	1	3	0	2	0	21	
05	Cook, Tyler	f	4-8	0-0	2-3	0	5	5	4	10	2	3	0	3	0	21	
51	Baer, Nicholas	f	1-6	1-4	0-0	1	4	5	2	3	5	0	2	4	0	25	
03	Bohannon, Jordan	g	6-9	5-7	0-0	0	0	0	0	17	4	0	0	1	0	26	
04	Moss, Isaiah	g	3-7	2-3	3-4	0	1	1	1	11	3	1	0	2	0	16	
01	Dailey, Maishe	g	0-1	0-0	2-2	0	0	0	2	2	1	1	0	1	0	10	
10	Williams, Christian	f	2-5	0-0	1-1	0	2	2	1	5	1	1	0	0	0	14	
11	Rose, Charlie	f	0-0	0-0	0-0	0	0	0	0	0	0	0	0	0	0	1	
15	Kriener, Ryan	f	0-1	0-0	0-0	0	2	2	4	0	1	1	0	0	0	7	
24	Ellingson, Brady	g	2-4	2-3	0-0	2	0	2	1	6	5	0	0	0	0	24	
25	Uhl, Dom	f	2-4	1-1	0-0	0	2	2	1	5	1	1	0	0	0	16	
35	Pemsl, Cordell	f	6-10	0-0	3-5	3	4	7	1	15	0	2	1	2	0	19	
	Team					3	3	6									
	Totals		30-60	11-18	12-19	10	24	34	19	83	24	14	3	15	0	200	

FG % 1st Half: 17-33 51.5% 2nd half: 13-27 48.1% Game: 30-60 50.0% Deaddball  
 3FG % 1st Half: 7-13 53.8% 2nd half: 4-5 80.0% Game: 11-18 61.1% Rebounds  
 FT % 1st Half: 7-10 70.0% 2nd half: 5-9 55.6% Game: 12-19 63.2%

Rutgers 63 • 12-11, 1-9

#	Player	Total			3-Ptr			Rebounds			PF	TP	A	TO	Blk	Stl	Min
		FG	FGA	FT	FTA	FG	FGA	FT	FTA	Off							
11	Omoruyi, Eugene	f	1-2	0-0	0-0	0	1	1	0	2	4	3	1	0	0	12	
33	Freeman, Deshawn	f	8-14	0-0	1-5	5	8	13	3	17	2	1	1	0	0	32	
34	Gettys, C.J.	c	2-6	0-0	0-0	2	4	6	4	4	1	2	0	0	0	23	
00	Johnson, Nigel	g	0-4	0-1	0-0	0	2	2	0	0	0	0	0	0	0	6	
03	Sanders, Corey	g	3-9	0-4	2-2	0	3	3	2	8	2	5	0	0	0	22	
02	Door																

## Game 25 - Minnesota 101, Iowa 89 (2OT)

**Official Basketball Box Score -- Game Totals -- Final Statistics**  
Iowa vs Minnesota  
02/08/17 8:05 p.m. at Williams Arena - Minneapolis, MN

Iowa 89 • 14-11, 6-6

#	Player	Total		3-Ptr		Rebounds			PF	TP	A	TO	Blk	Stl	Min
		FG-FGA	FG-FGA	FT-FTA	Off	Def	Tot								
05	Cook, Tyler	r	2-5	0-0	1-3	0	3	3	3	5	1	1	0	1	21
00	Wagner, Ahmad	c	2-4	0-0	1-3	1	3	4	3	5	0	1	0	0	13
03	Bohannon, Jordan	g	5-11	2-6	0-0	1	0	1	3	12	8	1	1	2	45
04	Moss, Isaiah	g	7-12	3-5	2-3	2	1	3	2	19	2	3	2	0	24
14	Jok, Peter	g	8-20	3-6	9-9	1	8	9	4	28	3	5	1	2	40
01	Dailey, Maishe		0-0	0-0	0-0	0	0	0	1	0	0	1	0	0	1
10	Williams, Christian		0-1	0-0	0-0	0	2	2	2	0	1	1	0	0	5
15	Kriener, Ryan		0-3	0-0	0-0	0	1	1	1	0	0	0	0	0	5
24	Ellingson, Brady		2-6	1-2	0-0	2	2	4	1	5	2	2	0	2	26
25	Uhl, Dom		1-5	0-3	2-2	2	3	5	2	4	1	0	0	0	18
35	Pemsl, Cordell		2-2	0-0	5-7	2	4	6	3	9	0	2	0	0	22
51	Baer, Nicholas		1-6	0-4	0-1	1	2	3	1	2	2	1	2	2	30
	Team					4	4	8							
	Totals		30-75	9-26	20-28	16	33	49	26	89	20	18	6	9	250

FG % 1st Half: 12-31 38.7% 2nd half: 15-34 44.1% OT: 3-10 30.0% Game: 30-75 40.0% Deadball Rebounds 4  
3FG % 1st Half: 2-6 33.3% 2nd half: 6-14 42.9% OT: 1-6 16.7% Game: 9-26 34.6%  
FT % 1st Half: 3-4 75.0% 2nd half: 12-19 63.2% OT: 5-5 100.0% Game: 20-28 71.4%

Minnesota 101 • 17-7, 5-6

#	Player	Total		3-Ptr		Rebounds			PF	TP	A	TO	Blk	Stl	Min
		FG-FGA	FG-FGA	FT-FTA	Off	Def	Tot								
03	Murphy, Jordan	r	10-13	0-0	5-7	6	13	19	5	25	1	1	4	1	39
22	Lynch, Reggie	c	1-9	0-0	1-1	4	8	12	5	3	0	1	6	0	31
00	Springs, Akeem	g	5-14	5-8	2-2	1	1	2	2	17	3	4	0	4	39
02	Mason, Nate	g	9-21	2-8	5-5	2	3	5	2	25	7	1	2	0	45
05	Coffey, Amir	g	4-12	1-5	4-8	0	2	2	2	13	6	1	0	3	45
01	McBrayer, Dupree		3-6	0-0	2-4	0	2	2	0	8	1	3	1	1	20
15	Sharp, Stephon		0-0	0-0	0-0	0	0	0	0	0	0	0	0	0	1
21	Konate, Bakary		0-0	0-0	0-0	0	1	1	3	0	0	0	1	0	4
24	Curry, Eric		4-6	0-2	1-2	3	0	3	2	9	2	1	0	0	24
32	Gilbert, Ahmad		0-1	0-1	1-2	1	0	1	0	1	0	0	0	1	2
	Team					3	3	6							
	Totals		36-82	8-24	21-31	20	33	53	21	101	20	14	14	10	250

FG % 1st Half: 15-33 45.5% 2nd half: 12-31 38.7% OT: 9-18 50.0% Game: 36-82 43.9% Deadball Rebounds 3  
3FG % 1st Half: 6-13 46.2% 2nd half: 2-7 28.6% OT: 0-4 0.0% Game: 8-24 33.3%  
FT % 1st Half: 4-7 57.1% 2nd half: 11-16 68.8% OT: 6-8 75.0% Game: 21-31 67.7%

Officials: Terry Wymer, Larry Sciroto, Chris Beaver  
Technical fouls: Iowa-None. Minnesota-None.  
Attendance: 11481

Score by periods	1st	2nd	OT	OT2	Total
Iowa	29	48	7	5	89
Minnesota	40	37	7	17	101

Last FG - IOWA OT2-04:14, MINN OT1-01:13.  
Largest lead - IOWA by 4 2nd-07:19, MINN by 14 2nd-16:44.  
IOWA led for 08:12. MINN led for 29:58. Game was tied for 11:47.

	In	Off	2nd	Fast	Bench
Points	32	17	21	6	20
IOWA	50	24	22	12	18
MINN					

Score tied - 14 times.  
Lead changed - 18 times.

## Game 26 - Michigan State 77, Iowa 66

**Official Basketball Box Score -- Game Totals -- Final Statistics**  
Iowa vs Michigan State  
02/11/17 6:05 p.m. at Breslin Center - East Lansing, MI

Iowa 66 • 14-12, 6-7

#	Player	Total		3-Ptr		Rebounds			PF	TP	A	TO	Blk	Stl	Min
		FG-FGA	FG-FGA	FT-FTA	Off	Def	Tot								
00	Wagner, Ahmad	r	3-5	0-0	1-3	4	0	4	1	7	1	1	0	2	23
05	Cook, Tyler	r	5-9	0-0	3-4	3	0	3	1	13	0	1	1	0	24
03	Bohannon, Jordan	g	0-8	0-6	0-0	0	3	3	2	0	1	1	0	1	18
04	Moss, Isaiah	g	1-6	0-1	0-0	1	0	1	2	2	0	0	0	0	16
14	Jok, Peter	g	2-11	0-5	9-11	1	4	5	3	13	8	1	0	2	32
10	Williams, Christian		2-5	0-0	0-0	0	0	0	1	4	3	0	0	3	22
15	Kriener, Ryan		2-3	0-0	0-0	1	1	2	1	4	0	2	1	0	6
24	Ellingson, Brady		0-2	0-1	0-0	0	0	0	0	0	0	0	0	1	10
25	Uhl, Dom		1-3	1-3	1-2	0	1	1	2	4	3	0	0	0	10
35	Pemsl, Cordell		2-6	0-0	6-7	3	4	7	1	10	0	0	0	1	17
51	Baer, Nicholas		3-6	3-5	0-0	1	3	4	4	9	1	2	0	1	22
	Team					0	2	2							
	Totals		21-64	4-21	20-27	14	18	32	18	66	17	8	2	12	200

FG % 1st Half: 12-34 35.3% 2nd half: 9-30 30.0% Game: 21-64 32.8% Deadball Rebounds 4  
3FG % 1st Half: 2-10 20.0% 2nd half: 2-11 18.2% Game: 4-21 19.0%  
FT % 1st Half: 6-8 75.0% 2nd half: 14-19 73.7% Game: 20-27 74.1%

Michigan State 77 • 15-10, 7-5

#	Player	Total		3-Ptr		Rebounds			PF	TP	A	TO	Blk	Stl	Min
		FG-FGA	FG-FGA	FT-FTA	Off	Def	Tot								
22	Bridges, Miles	r	7-14	2-6	0-1	4	7	11	1	16	3	1	4	1	37
25	Goins, Kenny	r	1-3	0-0	1-1	3	7	10	1	3	2	2	0	1	22
01	Langford, Joshua	g	4-8	3-6	0-0	0	5	5	2	11	3	1	0	0	21
11	Nairn Jr., Lourawls	g	3-3	0-0	0-0	0	2	2	3	6	2	2	0	1	23
14	Harris, Eron	g	3-9	0-2	0-0	0	3	3	2	6	2	5	0	0	18
00	Ahrens, Kyle		0-0	0-0	0-0	0	0	0	1	0	0	0	0	0	3
05	Ellis III, Alvin		1-5	1-3	0-1	2	1	3	2	3	3	2	0	1	23
05	Winston, Cassius		3-3	2-2	4-5	0	2	2	3	12	5	2	0	1	16
20	McQuaid, Matt		2-9	1-7	1-2	2	1	3	0	6	3	1	0	0	18
30	Van Dyk, Matt		0-0	0-0	0-0	0	0	0	1	0	0	0	0	0	3
44	Ward, Nick		5-6	0-0	4-4	2	3	5	3	14	1	2	1	0	16
	Team					1	1	2							
	Totals		29-60	9-26	10-14	14	32	46	19	77	24	21	5	5	200

FG % 1st Half: 13-31 41.9% 2nd half: 16-29 55.2% Game: 29-60 48.3% Deadball Rebounds 3  
3FG % 1st Half: 4-12 33.3% 2nd half: 5-14 35.7% Game: 9-26 34.6%  
FT % 1st Half: 1-4 25.0% 2nd half: 9-10 90.0% Game: 10-14 71.4%

Officials: Mike Eades, DJ Carstensen, Bo Boroski  
Technical fouls: Iowa-None. Michigan State-None.  
Attendance: 14797

Score by periods	1st	2nd	Total
Iowa	32	34	66
Michigan State	31	46	77

Last FG - IOWA 2nd-01:40, MSU 2nd-01:05.  
Largest lead - IOWA by 4 1st-18:42, MSU by 15 2nd-03:53.  
IOWA led for 07:38. MSU led for 27:58. Game was tied for 03:51.

	In	Off	2nd	Fast	Bench
Points	30	21	11	10	31
IOWA	36	11	18	22	35
MSU					

Score tied - 6 times.  
Lead changed - 15 times.

## Game 27 - Illinois 70, Iowa 66

**Official Basketball Box Score -- Game Totals -- Final Statistics**  
Illinois vs Iowa  
02/18/17 1:05 p.m. at Carver-Hawkeye Arena - Iowa City, IA

Illinois 70 • 15-12, 5-9

#	Player	Total		3-Ptr		Rebounds			PF	TP	A	TO	Blk	Stl	Min
		FG-FGA	FG-FGA	FT-FTA	Off	Def	Tot								
12	Black, Leron	r	1-4	0-0	0-0	1	2	3	4	2	1	0	0	0	8
22	Morgan, Maverick	c	3-5	0-0	0-0	4	3	7	2	6	1	2	2	0	34
03	Lucas, TeJon	g	4-5	1-1	3-7	1	2	3	2	12	2	4	1	0	33
13	Abrams, Tracy	g	1-5	1-4	0-0	0	2	2	1	3	1	0	0	1	14
21	Hill, Malcolm	g	8-16	2-5	3-4	1	7	8	3	21	4	2	0	2	36
01	Tate, Jaylon		0-0	0-0	0-0	0	0	0	2	0	0	2	0	0	7
02	Nichols, Kipper		1-2	0-1	0-0	0	2	2	4	2	0	2	0	0	10
05	Coleman-Lands, Jalen		4-12	4-10	0-0	0	6	6	2	12	1	2	0	3	28
43	Finke, Michael		5-8	1-4	1-3	0	2	2	2	12	5	0	0	0	30
	Team					1	1	2							
	Totals		27-57	9-25	7-14	8	27	35	22	70	15	17	3	6	200

FG % 1st Half: 11-28 39.3% 2nd half: 16-29 55.2% Game: 27-57 47.4% Deadball Rebounds 4  
3FG % 1st Half: 3-11 27.3% 2nd half: 6-14 42.9% Game: 9-25 36.0%  
FT % 1st Half: 0-0 0.0% 2nd half: 7-14 50.0% Game: 7-14 50.0%

Iowa 66 • 14-

## Game 29 - Iowa 83, #24/24 Maryland 69

Official Basketball Box Score -- Game Totals -- Final Statistics  
Iowa vs Maryland  
02/25/17 6:05 p.m. at XFINITY Center - College Park, Md.

Iowa 83 • 16-13, 8-8

#	Player	Total		3-Ptr		Rebounds			PF	TP	A	TO	Blk	Stl	Min	
		FG-FGA	FG-FGA	FT-FTA	FT-FTA	Off	Def	Tot								
00	Wagner, Ahmad	f	1-5	0-0	0-0	4	1	5	2	2	2	0	0	0	13	
05	Cook, Tyler	f	8-13	0-0	5-8	2	8	10	3	21	1	3	1	2	34	
03	Bohannon, Jordan	g	8-13	8-10	0-0	0	3	3	3	24	5	2	0	0	31	
04	Moss, Isaiah	g	1-4	0-1	0-0	0	1	1	0	2	1	0	0	0	16	
14	Jok, Peter	g	3-10	3-6	2-2	1	3	4	1	11	3	2	0	0	31	
10	Williams, Christian	g	1-4	0-0	0-2	0	1	1	0	2	1	1	0	2	15	
15	Kriener, Ryan	g	0-0	0-0	0-0	0	0	0	0	0	1	0	0	0	2	
24	Ellingson, Brady	g	2-4	2-3	0-0	1	1	2	0	6	2	0	0	1	15	
25	Uhl, Dom	g	0-0	0-0	0-0	1	1	2	0	0	1	0	0	0	12	
35	Pemsl, Cordell	g	2-2	0-0	0-1	0	3	3	1	4	0	2	0	0	9	
51	Baer, Nicholas	g	4-7	3-6	0-0	2	0	2	2	11	1	0	0	2	22	
Team					4		1		5							
Totals			30-62	16-26	7-13	15	23	38	12	83	17	11	1	7	200	

FG % 1st Half: 17-33 51.5% 2nd half: 13-29 44.8% Game: 30-62 48.4%  
3FG % 1st Half: 8-12 66.7% 2nd half: 8-14 57.1% Game: 16-26 61.5%  
FT % 1st Half: 5-6 83.3% 2nd half: 2-7 28.6% Game: 7-13 53.8%

Maryland 69 • 22-7, 10-6

#	Player	Total		3-Ptr		Rebounds			PF	TP	A	TO	Blk	Stl	Min	
		FG-FGA	FG-FGA	FT-FTA	FT-FTA	Off	Def	Tot								
21	Jackson, Justin	f	3-7	2-5	1-2	1	3	4	1	9	2	4	0	1	28	
35	Dodd, Damonte	c	3-5	0-0	0-0	4	2	6	5	6	0	1	5	0	17	
00	Cowan, Anthony	g	4-6	1-2	2-2	0	1	1	1	11	3	2	0	0	23	
02	Trimble, Melo	g	4-13	1-9	1-2	1	4	5	2	10	4	3	0	1	32	
04	Huerter, Kevin	g	5-11	3-8	0-0	1	3	4	1	13	5	1	0	3	30	
01	Brantley, Jaylen	g	3-6	2-4	0-0	0	1	1	0	8	1	1	0	0	20	
05	Wiley, Dion	g	0-1	0-1	0-0	0	1	1	1	0	1	1	0	0	7	
10	Gill, L.G.	g	1-1	0-0	2-2	1	2	3	2	2	0	0	0	0	15	
11	Nickens, Jared	g	2-5	2-5	0-0	0	0	0	0	6	0	0	0	0	10	
13	Bender, Ivan	g	2-3	0-0	0-1	1	5	6	2	4	2	1	1	1	18	
Team					2		2		2							
Totals			26-58	11-34	6-9	11	22	33	15	69	18	14	6	6	200	

FG % 1st Half: 15-31 48.4% 2nd half: 11-27 40.7% Game: 26-58 44.8%  
3FG % 1st Half: 7-20 35.0% 2nd half: 4-14 28.6% Game: 11-34 32.4%  
FT % 1st Half: 3-5 60.0% 2nd half: 3-4 75.0% Game: 6-9 66.7%

Officials: Gene Steratore, Lamont Simpson, Paul Szelc  
Technical fouls: Iowa-None. Maryland-None.  
Attendance: 17615

Score by periods	1st	2nd	Total
Iowa	47	36	83
Maryland	40	29	69

Last FG - IOWA 2nd-02:00, UMD 2nd-00:24.  
Largest lead - IOWA by 22 2nd-03:49, UMD by 2 1st-19:15.  
IOWA led for 36:19. UMD led for 02:17. Game was tied for 01:24.

Score tied - 2 times.  
Lead changed - 9 times.

## Game 30 - Iowa 59, #21/22 Wisconsin 57

Official Basketball Box Score -- Game Totals -- Final Statistics  
Iowa vs Wisconsin  
03/02/17 8:05 p.m. at Kohl Center - Madison, WI

Iowa 59 • 17-13, 9-8

#	Player	Total		3-Ptr		Rebounds			PF	TP	A	TO	Blk	Stl	Min	
		FG-FGA	FG-FGA	FT-FTA	FT-FTA	Off	Def	Tot								
00	Wagner, Ahmad	f	1-1	0-0	0-0	2	1	3	3	2	0	0	0	2	16	
05	Cook, Tyler	f	4-7	0-0	1-2	2	6	8	3	9	0	3	1	1	24	
03	Bohannon, Jordan	g	4-11	3-9	0-0	1	3	4	1	11	5	2	0	0	32	
04	Moss, Isaiah	g	2-8	1-1	0-0	0	3	3	2	5	1	3	1	1	18	
14	Jok, Peter	g	2-10	1-3	3-3	0	2	2	2	8	2	5	0	1	35	
10	Williams, Christian	g	0-1	0-0	0-0	0	2	2	0	0	1	0	0	0	8	
15	Kriener, Ryan	g	0-1	0-0	0-0	1	0	1	1	0	1	0	0	0	5	
24	Ellingson, Brady	g	0-1	0-1	0-0	0	0	0	0	0	1	1	0	0	6	
25	Uhl, Dom	g	0-0	0-0	0-0	0	2	2	2	0	0	1	0	0	9	
35	Pemsl, Cordell	g	4-4	0-0	2-2	1	2	2	3	10	1	2	0	1	20	
51	Baer, Nicholas	g	5-9	4-5	0-0	0	5	5	1	14	0	1	0	3	27	
Team					2		3		5							
Totals			22-53	9-19	6-7	9	28	37	18	59	11	19	2	9	200	

FG % 1st Half: 12-26 46.2% 2nd half: 10-27 37.0% Game: 22-53 41.5%  
3FG % 1st Half: 7-11 63.6% 2nd half: 2-8 25.0% Game: 9-19 47.4%  
FT % 1st Half: 1-1 100.0% 2nd half: 5-6 83.3% Game: 6-7 85.7%

Wisconsin 57 • 22-8, 11-6

#	Player	Total		3-Ptr		Rebounds			PF	TP	A	TO	Blk	Stl	Min	
		FG-FGA	FG-FGA	FT-FTA	FT-FTA	Off	Def	Tot								
10	Hayes, Nigel	f	4-9	0-0	2-4	2	5	7	1	10	2	5	0	0	33	
22	Happ, Ethan	f	5-9	0-0	1-7	1	5	6	4	11	2	2	1	1	35	
30	Brown, Vitto	g	1-5	0-3	0-0	1	1	2	2	2	0	0	0	1	17	
03	Showalter, Zak	g	4-9	2-7	1-2	1	2	3	4	11	2	3	0	3	32	
24	Koenig, Bronson	g	7-14	4-8	1-1	0	0	0	0	19	0	1	0	1	34	
00	Treize, D'Mitrik	g	1-3	0-2	0-0	0	1	1	2	2	2	1	0	0	19	
01	Pritzl, Brevin	g	0-4	0-3	0-0	1	3	4	1	0	0	0	0	0	13	
05	Moesch, Aaron	g	0-0	0-0	0-0	0	0	0	0	0	0	0	0	0	2	
11	Hill, Jordan	g	1-1	0-0	0-0	1	0	1	0	2	1	1	0	2	11	
21	Iverson, Khalil	g	0-0	0-0	0-0	0	1	1	0	0	0	0	0	0	4	
Team					0		2		2							
Totals			23-54	6-23	5-14	7	20	27	14	57	9	13	1	9	200	

FG % 1st Half: 10-25 40.0% 2nd half: 13-29 44.8% Game: 23-54 42.6%  
3FG % 1st Half: 4-13 30.8% 2nd half: 2-10 20.0% Game: 6-23 26.1%  
FT % 1st Half: 1-3 33.3% 2nd half: 4-11 36.4% Game: 5-14 35.7%

Officials: Terry Wymer, Pat Driscoll, Donnie Eppley  
Technical fouls: Iowa-None. Wisconsin-None.  
Attendance: 17287

Score by periods	1st	2nd	Total
Iowa	32	27	59
Wisconsin	25	32	57

Last FG - IOWA 2nd-00:09, WIS 2nd-03:46.  
Largest lead - IOWA by 7 1st-00:06, WIS by 9 2nd-04:15.  
IOWA led for 12:51. WIS led for 23:44. Game was tied for 03:06.

Score tied - 3 times.  
Lead changed - 4 times.

## Game 31 - Iowa 90, Penn State 79

Official Basketball Box Score -- Game Totals -- Final Statistics  
Penn State vs Iowa  
03/05/17 12:05 p.m. at Carver-Hawkeye Arena - Iowa City, IA

Penn State 79 • 14-17, 6-12

#	Player	Total		3-Ptr		Rebounds			PF	TP	A	TO	Blk	Stl	Min	
		FG-FGA	FG-FGA	FT-FTA	FT-FTA	Off	Def	Tot								
11	Stevens, Lamar	f	3-11	0-2	3-3	1	3	4	2	9	4	3	2	2	33	
24	Watkins, Mike	f	8-8	0-0	1-1	7	5	12	3	17	2	1	2	0	30	
10	Carr, Tony	g	2-13	0-3	2-4	2	3	5	2	6	7	2	1	0	31	
23	Reaves, Josh	g	10-12	3-4	2-2	2	3	5	4	25	5	1	1	2	28	
33	Garner, Shep	g	3-12	2-10	0-0	2	1	3	2	8	3	0	0	1	23	
00	Banks, Payton	g	2-9	2-7	1-2	1	2	3	3	7	0	4	0	0	27	
05	Samuel, Terrence	g	1-1	0-0	0-0	0	1	1	2	2	2	0	0	0	8	
21	Washington, Isaiah	g	1-2	1-2	0-0	0	0	0	1	3	0	1	0	0	9	
44	Moore, Julian	g	1-2	0-0	0-0	0	3	3	0	2	0	0	0	1	11	
Team					0		0		0							
Totals			31-70	8-28	9-12	15	21	36	19	79	23	12	6	6	200	

FG % 1st Half: 14-36 38.9% 2nd half: 17-34 50.0% Game: 31-70 44.3%  
3FG % 1st Half: 5-17 29.4% 2nd half: 3-11 27.3% Game: 8-28 28.6%  
FT % 1st Half: 3-5 60.0% 2nd half: 6-7 85.7% Game: 9-12 75.0%

Iowa 90 • 18-13, 10-8

#	Player	Total		3-Ptr		Rebounds			PF	TP	A	TO	Blk	Stl	Min
		FG-FGA	FG-FGA	FT-FTA	FT-FTA	Off	Def	Tot							
05	Cook, Tyler	f	5-8	0-0	1-1	2	8	10	4	11	2	2	1	0	20
23	Jones, Dale	f	1-3	1-3	0-0	1	0	1	2	3	0	0	0	0	4
03	Bohannon, Jordan	g	3-9	2-6	3-4	0	1	1	1	11	5	5	0	0	30
04	Moss, Isaiah	g	1-3	0-0	0-0	0	0	0	0	2	2	0	0	1	11
14	Jok, Peter	g	6-12	4-5	5-6	1	0	1	3	21	2	2	0	0	21
00															



# 2016-17 IOWA HAWKEYES RADIO/TV ROSTER



**#0**  
**AHMAD WAGNER**  
F, 6-7, 235, So.



**#1**  
**MAISHE DAILEY**  
G, 6-6, 183, Fr.



**#3**  
**JORDAN BOHANNON**  
G, 6-0, 182, Fr.




**#4**  
**ISAIAH MOSS**  
G, 6-5, 205, RS-Fr.



**#5**  
**TYLER COOK**  
F, 6-9, 253, Fr.



**#10**  
**CHRISTIAN WILLIAMS**  
G, 6-5, 200, So.




**#11**  
**CHARLIE ROSE**  
G, 6-4, 185, Jr.



**#14**  
**PETER JOK**  
G, 6-6, 205, Sr.




**#15**  
**RYAN KRIENER**  
F, 6-9, 247, Fr.



**#20**  
**RILEY TILL**  
F, 6-6, 192, Fr.



**#23**  
**DALE JONES**  
F, 6-7, 227, Sr.




**#24**  
**BRADY ELLINGSON**  
G, 6-4, 193, So.



**#25**  
**DOM UHL**  
F, 6-9, 217, Jr.



**#35**  
**CORDELL PEMSL**  
F, 6-8, 249, Fr.



**#51**  
**NICHOLAS BAER**  
F, 6-7, 205, So.



**FRAN MCCAFFERY**  
Head Coach



**KIRK SPERAW**  
Assistant Coach



**SHERMAN DILLARD**  
Assistant Coach



**ANDREW FRANCIS**  
Assistant Coach

**IOWA HAWKEYE BASKETBALL**  
**Iowa Combined Team Statistics (as of Mar 05, 2017)**  
**Conference games**

<b>RECORD:</b>	<b>OVERALL</b>	<b>HOME</b>	<b>AWAY</b>	<b>NEUTRAL</b>
ALL GAMES	10-8	7-2	3-6	0-0
CONFERENCE	10-8	7-2	3-6	0-0
NON-CONFERENCE	0-0	0-0	0-0	0-0

##	Player	gp-gs	min	Total		3-Point		F-Throw		Rebounds				pf	dq	a	to	blk	stl	pts	avg	
				fg-fga	fg%	3fg-fga	3fg%	ft-fa	ft%	off	def	tot	avg									
14	Jok, Peter	16-16	506	31.6	85-214	.397	33-99	.333	88-96	.917	17	67	84	5.3	38	1	48	48	2	18	291	18.2
05	Cook, Tyler	18-17	431	23.9	78-153	.510	1-2	.500	50-79	.633	31	60	91	5.1	49	0	15	38	6	15	207	11.5
03	Bohannon, Jordan	18-18	549	30.5	61-157	.389	45-113	.398	24-28	.857	7	35	42	2.3	29	0	80	36	2	20	191	10.6
35	Pemsl, Cordell	18-8	355	19.7	54-98	.551	0-0	.000	38-58	.655	32	47	79	4.4	44	0	19	30	12	13	146	8.1
51	Baer, Nicholas	18-2	468	26.0	55-119	.462	29-67	.433	6-15	.400	37	72	109	6.1	36	0	33	16	24	26	145	8.1
04	Moss, Isaiah	18-18	302	16.8	37-102	.363	10-29	.345	11-14	.786	5	20	25	1.4	19	0	12	20	4	7	95	5.3
00	Wagner, Ahmad	18-10	260	14.4	33-68	.485	0-1	.000	14-31	.452	36	16	52	2.9	31	0	18	12	4	14	80	4.4
24	Ellingson, Brady	18-0	281	15.6	25-66	.379	19-42	.452	6-6	1.000	6	19	25	1.4	10	0	31	7	0	8	75	4.2
15	Kriener, Ryan	15-0	139	9.3	25-46	.543	1-3	.333	3-4	.750	9	23	32	2.1	23	0	7	10	5	2	54	3.6
25	Uhl, Dom	16-0	211	13.2	14-38	.368	5-17	.294	14-20	.700	11	34	45	2.8	12	0	18	10	6	3	47	2.9
10	Williams, Christian	18-0	210	11.7	18-51	.353	0-4	.000	10-21	.476	6	21	27	1.5	14	0	22	15	0	15	46	2.6
01	Dailey, Maishe	4-0	24	6.0	2-4	.500	0-1	.000	2-2	1.000	0	1	1	0.3	3	0	2	2	0	1	6	1.5
23	Jones, Dale	4-1	13	3.3	1-7	.143	1-7	.143	0-0	.000	1	2	3	0.8	4	0	0	1	0	0	3	0.8
11	Rose, Charlie	1-0	1	1.0	0-0	.000	0-0	.000	0-0	.000	0	0	0	0.0	0	0	0	0	0	0	0	0.0
Team											29	27	56				2					
Total.....		18	3750		488-1123	.435	144-385	.374	266-374	.711	227	444	671	37.3	312	1	305	247	65	142	1386	77.0
Opponents.....		18	3750		527-1150	.458	155-442	.351	193-285	.677	228	466	694	38.6	347	12	340	265	75	142	1402	77.9

<b>TEAM STATISTICS</b>	<b>IOWA</b>	<b>OPP</b>	<b>Date</b>	<b>Opponent</b>	<b>Score</b>	<b>Att.</b>
SCORING	1386	1402	* 12/28/16	at Purdue	L 67-89	14804
Points per game	77.0	77.9	* 01/01/17	MICHIGAN	Wot 86-83	13988
Scoring margin	-0.9	-	* 01/05/17	at Nebraska	Lo2 90-93	14939
FIELD GOALS-ATT	488-1123	527-1150	* 01/08/17	RUTGERS	W 68-62	11347
Field goal pct	.435	.458	* 01/12/17	PURDUE	W 83-78	10752
3 POINT FG-ATT	144-385	155-442	* 01/15/17	at Northwestern	L 54-89	7732
3-point FG pct	.374	.351	* 01/19/17	MARYLAND	L 76-84	11040
3-pt FG made per game	8.0	8.6	* 01/25/17	at Illinois	L 64-76	11787
FREE THROWS-ATT	266-374	193-285	* 01/28/17	OHIO STATE	W 85-72	15138
Free throw pct	.711	.677	* 01/31/17	at Rutgers	W 83-63	4389
F-Throws made per game	14.8	10.7	* 02/05/17	NEBRASKA	W 81-70	13495
REBOUNDS	671	694	* 02/08/17	at Minnesota	Lo2 89-101	11481
Rebounds per game	37.3	38.6	* 02/11/17	at Michigan State	L 66-77	14797
Rebounding margin	-1.3	-	* 02/18/17	ILLINOIS	L 66-70	15400
ASSISTS	305	340	* 02/21/17	INDIANA	Wot 96-90	11372
Assists per game	16.9	18.9	* 02/25/17	at Maryland	W 83-69	17615
TURNOVERS	247	265	* 03/02/17	at Wisconsin	W 59-57	17287
Turnovers per game	13.7	14.7	* 03/05/17	PENN STATE	W 90-79	15400
Turnover margin	+1.0	-				
Assist/turnover ratio	1.2	1.3				
STEALS	142	142				
Steals per game	7.9	7.9				
BLOCKS	65	75				
Blocks per game	3.6	4.2				
ATTENDANCE	117932	114831				
Home games-Avg/Game	9-13104	9-12759				
Neutral site-Avg/Game	-	0-0				

\* = Conference game  
^ = Emerald Coast Classic - Niceville, Florida  
# = The Hy-Vee Classic - Des Moines, Iowa

<b>Score by Periods</b>	<b>1st</b>	<b>2nd</b>	<b>OT</b>	<b>OT2</b>	<b>Totals</b>
Iowa	630	695	49	12	1386
Opponents	651	684	40	27	1402

**IOWA HAWKEYE BASKETBALL**  
**Iowa Combined Team Statistics (as of Mar 12, 2017)**  
**All games**

<b>RECORD:</b>	<b>OVERALL</b>	<b>HOME</b>	<b>AWAY</b>	<b>NEUTRAL</b>
ALL GAMES	18-14	14-4	3-7	1-3
CONFERENCE	10-8	7-2	3-6	0-0
NON-CONFERENCE	8-6	7-2	0-1	1-3

##	Player	gp-gs	min	Total		3-Point		F-Throw		Rebounds				pf	dq	a	to	blk	stl	pts	avg	
				avg	fg-fga	fg%	3fg-fga	3fg%	ft-fa	ft%	off	def	tot									avg
14	Jok, Peter	30-30	915	30.5	184-435	.423	76-205	.371	150-163	.920	29	138	167	5.6	63	1	78	75	3	33	594	19.8
05	Cook, Tyler	25-24	605	24.2	113-216	.523	2-8	.250	69-112	.616	47	83	130	5.2	63	0	23	56	10	18	297	11.9
03	Bohannon, Jordan	32-26	926	28.9	103-277	.372	79-198	.399	43-50	.860	9	63	72	2.3	50	0	151	72	2	28	328	10.3
35	Pemsl, Cordell	32-14	623	19.5	112-180	.622	0-1	.000	69-117	.590	57	101	158	4.9	78	0	33	49	23	21	293	9.2
51	Baer, Nicholas	32-10	761	23.8	85-193	.440	42-109	.385	26-42	.619	66	120	186	5.8	71	1	59	26	39	46	238	7.4
04	Moss, Isaiah	32-26	543	17.0	78-191	.408	25-71	.352	23-30	.767	8	42	50	1.6	42	1	28	36	11	18	204	6.4
00	Wagner, Ahmad	32-16	507	15.8	58-116	.500	0-2	.000	36-76	.474	58	47	105	3.3	66	0	43	27	14	25	152	4.8
24	Ellingson, Brady	32-0	472	14.8	49-106	.462	32-65	.492	18-18	1.000	7	30	37	1.2	27	0	37	12	0	11	148	4.6
25	Uhl, Dom	30-7	442	14.7	33-94	.351	10-41	.244	35-52	.673	29	71	100	3.3	30	0	34	30	9	5	111	3.7
15	Kriener, Ryan	26-0	216	8.3	36-66	.545	1-5	.200	9-14	.643	16	42	58	2.2	37	0	10	18	9	6	82	3.2
10	Williams, Christian	32-6	424	13.3	32-90	.356	2-13	.154	14-27	.519	10	43	53	1.7	28	0	52	28	1	26	80	2.5
01	Dailey, Maishe	12-0	92	7.7	10-22	.455	4-12	.333	3-6	.500	3	16	19	1.6	6	0	5	5	1	4	27	2.3
23	Jones, Dale	5-1	15	3.0	1-8	.125	1-7	.143	0-0	.000	1	3	4	0.8	5	0	1	2	0	0	3	0.6
11	Rose, Charlie	7-0	9	1.3	1-3	.333	0-1	.000	0-0	.000	0	1	1	0.1	3	0	1	1	0	0	2	0.3
Team											44	45	89		2		2					
Total.....		32	6550		895-1997	.448	274-738	.371	495-707	.700	384	845	1229	38.4	571	3	555	439	122	241	2559	80.0
Opponents.....		32	6550		915-2065	.443	272-766	.355	383-560	.684	405	835	1240	38.8	633	18	546	465	112	241	2485	77.7

<b>TEAM STATISTICS</b>	<b>IOWA</b>	<b>OPP</b>	<b>Date</b>	<b>Opponent</b>	<b>Score</b>	<b>Att.</b>
SCORING	2559	2485	11/11/16	KENNESAW STATE	w 91-74	13007
Points per game	80.0	77.7	11/13/16	SAVANNAH STATE	w 116-84	11371
Scoring margin	+2.3	-	11/17/16	SETON HALL	L 83-91	10391
FIELD GOALS-ATT	895-1997	915-2065	11/20/16	UT RIO GRANDE VALLEY	w 95-67	11596
Field goal pct	.448	.443	^ 11/25/16	vs Virginia	L 41-74	2196
3 POINT FG-ATT	274-738	272-766	^ 11/26/16	vs Memphis	L 92-100	2196
3-point FG pct	.371	.355	11/29/16	at Notre Dame	L 78-92	7660
3-pt FG made per game	8.6	8.5	12/03/16	OMAHA	L 89-98	11618
FREE THROWS-ATT	495-707	383-560	12/05/16	STETSON	w 95-68	9839
Free throw pct	.700	.684	12/08/16	IOWA STATE	w 78-64	13956
F-Throws made per game	15.5	12.0	# 12/17/16	vs Northern Iowa	w 69-46	15028
REBOUNDS	1229	1240	12/20/16	NORTH DAKOTA	w 84-73	11099
Rebounds per game	38.4	38.8	12/22/16	DELAWARE STATE	w 89-57	11886
Rebounding margin	-0.3	-	* 12/28/16	at Purdue	L 67-89	14804
ASSISTS	555	546	* 01/01/17	MICHIGAN	Wot 86-83	13988
Assists per game	17.3	17.1	* 01/05/17	at Nebraska	Lo2 90-93	14939
TURNOVERS	439	465	* 01/08/17	RUTGERS	w 68-62	11347
Turnovers per game	13.7	14.5	* 01/12/17	PURDUE	w 83-78	10752
Turnover margin	+0.8	-	* 01/15/17	at Northwestern	L 54-89	7732
Assist/turnover ratio	1.3	1.2	* 01/19/17	MARYLAND	L 76-84	11040
STEALS	241	241	* 01/25/17	at Illinois	L 64-76	11787
Steals per game	7.5	7.5	* 01/28/17	OHIO STATE	w 85-72	15138
BLOCKS	122	112	* 01/31/17	at Rutgers	w 83-63	4389
Blocks per game	3.8	3.5	* 02/05/17	NEBRASKA	w 81-70	13495
ATTENDANCE	222695	154319	* 02/08/17	at Minnesota	Lo2 89-101	11481
Home games-Avg/Game	18-12372	10-12249	* 02/11/17	at Michigan State	L 66-77	14797
Neutral site-Avg/Game	-	4-7957	* 02/18/17	ILLINOIS	L 66-70	15400
			* 02/21/17	INDIANA	Wot 96-90	11372
			* 02/25/17	at Maryland	w 83-69	17615
			* 03/02/17	at Wisconsin	w 59-57	17287
			* 03/05/17	PENN STATE	w 90-79	15400
			% 03/09/17	vs Indiana	L 73-95	12408

\* = Conference game  
^ = Emerald Coast Classic - Niceville, Florida  
# = The Hy-Vee Classic - Des Moines, Iowa  
% = Big Ten Tournament - Washington, DC