

January 9, 2008

Iowa at Ohio State

Value City Arena

Iowa Hawkeyes (7-8, 0-2)

							Pts.	Reb.	FG%	FT%
44	Cyrus Tate	F	6-8	240	Jr.	Chicago, IL (Northeast, NE CC)	4.8	3.1	.575	.583
53	Seth Gorney	F	7-0	245	Sr.	Vandalia, OH (Butler)	3.1	3.9	.367	.769
24	Justin Johnson	G	6-6	190	Sr.	Tyler, TX (Tyler, TX CC)	15.5	4.8	.416	.700
11	Tony Freeman	G	6-1	190	Jr.	Maywood, IL (St. Joseph's)	11.8	2.8	.340	.583
32	Jake Kelly	G	6-6	180	Fr.	Carmel, IN (Carmel)	6.7	2.4	.375	.769

Ohio State Buckeyes (11-3, 2-0)

31	Kosta Koufos	F	7-0	265	Fr.	Canton, OH (GlenOak)	15.1	7.3	.506	.718
45	Othello Hunter	F	6-8	225	Sr.	Winston-Salem, NC (Hillsborough CC)	9.4	6.4	.553	.571
14	Jamar Butler	G	6-1	185	Sr.	Lima, OH (Shawnee)	14.4	4.1	.432	.943
21	Evan Turner	G	6-6	200	Fr.	Chicago, IL (St. Joseph's)	7.0	3.0	.525	.737
23	David Lighty	G	6-5	215	So.	Cleveland, OH (VillaAngela-St. Joseph)	9.4	4.1	.458	.594

THE SETTING

Iowa (7-8, 0-2) plays its second straight road game when it travels to Ohio State (11-3, 2-0) Wednesday, Jan. 9. Game time is 6:05 p.m. CT at Value City Arena (19,049).

Iowa began Big Ten Conference action with a 79-76 loss to Indiana and dropped a 64-51 contest at Wisconsin Jan. 5.

Ohio State opened conference play with a 74-58 win at Illinois and defeated Northwestern 62-51 Sunday in Columbus. The Buckeyes have won seven straight.

ON THE AIR

Radio: Iowa games are broadcast on the Hawkeye Radio Network. Gary Dolphin handles the play-by-play, along with color commentator Bob Hansen. The Hawkeye Radio Network coverage includes a 60-minute pre-game show.

Television: The Big Ten Network will carry the game to a national cable audience. The game can also be viewed on DIRECTV (channel 220) and the DISH Network (channel 439). Wayne Larrivee and Bill Hosket will call the action.

IOWA HISTORY

Iowa has played 2,423 games since beginning basketball in 1902. Overall Iowa's record is 1,445-978 (.596). That includes a 908-312 (.744) record in home games, a 537-666 (.446) record in games away from Iowa City, a 684-667 (.506) mark in Big Ten games and a 314-86 (.785) record in Carver-Hawkeye Arena.

THEIR PATHS HAVE CROSSED

Iowa Coach Todd Lickliter and Ohio State Coach Thad Matta go way back in the world of college basketball.

Lickliter was an assistant coach at Butler University, his alma mater, in 1988-89 when Matta was a junior starter for the Bulldogs. Matta returned to his alma mater as an assistant coach prior to the 1996-97 season and served as Butler's head coach in 2000-01. Lickliter rejoined the Butler staff in 1999-00, working as an assistant coach with Matta and then as an assistant under Matta in 2000-01. When Matta was named head coach at Xavier University following the 2001 season, Lickliter took over as the head coach at Butler, holding that position for six years before taking the head position at Iowa following the 2007 season.

Both Lickliter and Matta earned conference Coach of the Year recognition as Butler's head coach.

In addition, Matta was an assistant coach at Butler throughout the playing career of Iowa assistant LaVall Jordan. Matta was Butler's head coach in 2000-01 when Iowa assistant Joel Cornette was a sophomore for the Bulldogs and was responsible for recruiting Cornette to Butler.

Schedule/Results

Record: 7-8 (0-2)

Nov. 9	Idaho State	W	58-43
Nov. 14	Northern Colorado	W	59-47
* Nov. 18	Florida Gulf Coast	W	62-49
* Nov. 20	MD Eastern Shore	W	65-48
* Nov. 23	Bradley (n)	L	56-67
* Nov. 24	Utah State (n)	L	62-75
Nov. 26	Wake Forest	L	47-56
+ Nov. 30	LA-Monroe (OT)	L	67-72
+ Dec. 1	Eastern Illinois	W	57-45
Dec. 5	at Northern Iowa	W	62-55
Dec. 8	at Iowa State	L	47-56
Dec. 14	Drake	L	51-56
Dec. 29	SE Louisiana	W	57-50
Jan. 2	Indiana	L	76-79
Jan. 5	at Wisconsin	L	51-64
Jan. 9	at Ohio State, 6:05 pm		
Jan. 12	Michigan State, 7:35 pm		
Jan. 16	Purdue, 6:05 pm		
Jan. 19	at Michigan, 6:05 pm		
Jan. 23	at Indiana, 8:05 pm		
Jan. 26	Penn State, 5:05 pm		
Jan. 30	at Purdue, 6:05 pm		
Feb. 2	Ohio State, 5:05 pm		
Feb. 6	Wisconsin, 8:05 pm		
Feb. 9	at Minnesota, 1:05 pm		
Feb. 14	Michigan, 8:05 pm		
Feb. 19	Northwestern, 8:05 pm		
Feb. 23-24	at Michigan State, TBA		
Feb. 27	at Penn State, 6:05 pm		
Mar. 1-2	Illinois, TBA		
Mar. 4-6	at Northwestern, TBA		
Mar. 13-16	Big Ten Tournament		

* - - South Padre Island Invitational
+ - - Hawkeye Challenge, Iowa City

All times listed are Central Time

Coach Todd Lickliter

Todd Lickliter is in his first season as the head basketball coach at the University of Iowa. Lickliter spent the last six seasons as the head coach at Butler University.

Lickliter holds a career mark of 138-69 (.667) after posting a 131-61 (.682) record as Butler's head coach and beginning his first season at Iowa with a 7-8 record. He led Butler to four post-season tournament berths, including trips to the NCAA Sweet 16 in 2003 and 2007.

Lickliter was named the 2006-07 Division I Coach of the Year by the National Association of Basketball Coaches (NABC) and was recognized as the High-Major Coach of the Year by collegehoops.net. He was also named 2007 Horizon League Coach of the Year for the second consecutive year after guiding the Bulldogs to a school and league-record 29 victories.

He led Butler to the regular season co-championship in the Horizon League in 2007. The Bulldogs advanced to the Sweet 16 in the NCAA Tournament before falling to eventual national champion Florida (65-57).

Butler during the 2006-07 season won three games over top 25 opponents (Tennessee, Gonzaga, Maryland) and recorded eight victories over teams that participated in the NCAA Tournament.

Butler averaged 22 wins per year under Lickliter, winning league titles in 2002, 2003 and 2007 while winning at least 20 games in four of six seasons.

Lickliter led the Bulldogs to an unbeaten home record (12-0) in 2002-03, and mentored Butler to a 70-12 (.854) home mark in his six seasons. His Bulldog teams were 6-5 against teams ranked in the "Top 25" and compiled four of the top 10 winning streaks in Butler history.

In his first season as Butler's head coach, Lickliter guided the Bulldogs to a then school-record 26 victories and a third consecutive Horizon League regular season title.

Lickliter guided the 2003 Bulldogs to an even more impressive season in his second year as head coach. He led Butler to a 27-6 record, breaking the single-season mark for victories for a second consecutive year.

Lickliter served as an assistant coach at Butler and Eastern Michigan and was a high school head coach in Indianapolis and Danville, IL.

In his final two seasons as a Butler assistant coach, the Bulldogs compiled a 47-16 record, including "Top 25" wins over 10th-ranked Wisconsin and 23rd-ranked Wake Forest. The win over the Demon Deacons in the 2001 NCAA Tournament was Butler's first NCAA Tournament victory in 39 years.

Lickliter played his final two collegiate seasons at Butler, where he earned a B.S degree in secondary education in 1979.

Lickliter is 0-1 vs. Ohio State and OSU Coach Thad Matta.



Iowa Quick Facts

Location:	Iowa City, IA
Founded:	1847
Enrollment:	30,409
President:	Sally Mason
Athletic Director:	Gary Barta
Conference:	Big Ten
Home Arena:	Carver-Hawkeye (15,500)
All-Time Record:	1,445-978 (.596)
All-Time Big Ten Record:	684-667 (.506)
NCAA Appearances:	22
NCAA Tournament Record:	27-24

Head Coach:	Todd Lickliter (Butler)
Record At Iowa:	7-8 (1st season)
Career Record:	138-69 .667 (7th season)
Big Ten Record:	0-2
Assistant Coaches:	Joel Cornette (Butler) LaVall Jordan (Butler) Chad Walthall (Concordia, MN)
Dir. of Operations:	Jerry Strom (Concordia, NE)
Basketball Intern:	Justin Wieck (Iowa)
Trainer:	John Streif
Sports Information:	Phil Haddy/Steve Roe
Sports Info. Telephone:	319-335-9411
Sports Info. FAX:	319-335-9417
Internet Address:	www.hawkeyesports.com

TIME CHANGES DURING WINTER BREAK

Due to changes in practice times for the men's basketball team during the winter break, times for press conferences and tele-conferences with Coach Todd Lickliter between Dec. 17 and Jan. 21 will also change.

Press conferences scheduled for Jan. 7th and 14th will begin at 1 p.m., with practice slated to begin at 2 p.m.

Tele-conferences will begin at 11 a.m. on Jan. 11th and 18th.

COLE TO MISS REMAINDER OF SEASON

Iowa freshman Jarryd Cole suffered a torn anterior cruciate ligament in his left knee during Iowa's 57-50 win over Southeastern Louisiana Dec. 29 and will miss the remainder of the season. He had surgery Friday, Jan. 4.

Cole is a 6-7, 250-pound forward who played in Iowa's first 13 games, with six starts. The native of Kansas City, MO (Winnetonka HS) is averaging 6.6 points and 4.8 rebounds, while shooting .667 from the field. He had season-bests of 15 points and nine rebounds against Iowa State.

Cole underwent surgery Friday, Jan. 4. Cole was in the starting line-up in Iowa's final non-conference win, contributing four points and four rebounds. His dunk with 11:55 remaining gave Iowa a 32-31 advantage. The injury occurred just after his basket.

The injury to Cole is the second major injury suffered by a member of the Hawkeye program this season. Junior guard Tony Freeman played in just three of Iowa's 13 non-conference games after suffering a foot injury during Iowa's pre-season exhibition game.

Iowa Basketball Roster

No.	Name	Pos.	Ht.	Wt.	Yr.	Hometown High School/CC	The Latest Scoop
2	David Palmer	C	6-9	240	So.	Antioch, TN (Oak Hill Academy)	2 rebounds vs. Indiana
4	** J.R. Angle	G	6-7	208	Jr.	Franklin, IN (Indian Creek)	7 points & 3 rebounds at Wisconsin
11	** Tony Freeman	G	6-1	190	Jr.	Maywood, IL (St. Joseph's)	8 points & 3 assists at Wisconsin
15	Dan Bohall	G	6-4	193	So.	Sioux City, IA (East)	5 points vs. LA-Monroe
24	* Justin Johnson	G	6-6	190	Sr.	Tyler, TX (Tyler, TX CC)	13 points & 4 rebounds at Wisconsin
30	Jeff Peterson	G	6-0	185	Fr.	Hyattsville, MD (DeMatha HS)	8 points, & 2 assists at Wisconsin
32	Jake Kelly	G	6-6	180	Fr.	Carmel, IN (Carmel)	13 points & 5 assists at Iowa State
44	* Cyrus Tate	F	6-8	240	Jr.	Chicago, IL (Northeast, NE CC)	8 points & 8 rebounds at Wisconsin
50	Jarryd Cole	F	6-7	250	Fr.	Kansas City, MO (Winnetonka)	Out for the season after ACL injury
52	* Kurt Looby	F/C	6-10	210	Sr.	St. John's, Antigua (Tyler, TX CC)	9 points, 4 rebounds & 2 blocks vs. Indiana
53	** Seth Gorney	C	7-0	245	Sr.	Vandalia, OH (Butler)	7 points & 10 rebounds vs. Indiana

JOHNSON AMONG SINGLE GAME LEADERS

Senior guard Justin Johnson has made 54 three-point field goals through 15 games, shooting 39.7% from behind the arc. He connected on six straight three-point shots in the final two minutes against Indiana, and even converted one of the attempts into a four-point play after being fouled. Johnson made 8-13 three-point attempts against Indiana while scoring a career-best 29 points, 19 of those in the final two minutes. He made his first two three-point shots at Wisconsin, giving him eight straight over two games before his first miss against the Badgers.

The eight three-pointers against Indiana are the third most in a single game in Iowa history. Chris Kingsbury twice had nine treys during the 1994-95 season. Johnson's eight treys are the most by a Hawkeye in a Big Ten game and tie for ninth place in the Big Ten Conference. Johnson also made seven treys in two games (Idaho State and Eastern Illinois) this season.

Johnson set a Hawkeye Challenge record with 13 three-point baskets in two games. He had 26 points vs. Louisiana-Monroe and added 25 points vs. Eastern Illinois in earning a spot on the all-tournament team. Johnson was also named to the all-tournament squad at the South Padre Island Invitational. He recorded his first career double-double against Louisiana-Monroe with 26 points and 10 rebounds.

Johnson leads Iowa with a 15.5 scoring average while collecting 4.8 rebounds per game. He leads the Big Ten in three-point field goals per game (3.6) and is third in minutes played (35.5).

NEVER SAY NEVER...

It may have happened before 1920, but historical records of Iowa basketball do not show a game prior to Iowa's 56-51 loss to Drake (Dec. 14) in which the Hawkeyes failed to record a free throw attempt.

Drake was guilty of 10 fouls in the game, four in the first half. The Bulldogs were called for six fouls in the second half, the last at the 7:52 mark with Iowa holding a 39-38 advantage.

Prior to the 1920-21 season, Iowa's records do not show free throw attempts by game. From the beginning of the 1921-22 season, until the Dec. 14 contest vs. Drake, Iowa had made at least one free throw attempt in 2,147 consecutive games.

Prior to the contest vs. Drake, Iowa's lowest output from the free throw line, in recent history, occurred during a 61-53 loss to Michigan (March 1, 1979 in Iowa City) when the Hawkeyes made one of two free throw attempts.

NATIONAL COACH OF THE YEAR

Iowa Coach Todd Lickliter was named the 2007 Division I national Coach of the Year by the National Basketball Coaches (NABC) after leading Butler to 29 wins and a spot in the NCAA Sweet Sixteen.

With Iowa football Coach Kirk Ferentz earning national Coach of the Year in 2002, Iowa is one of three Division I institutions to have a former football and men's basketball national Coach of the Year currently coaching their respective team. The others are Florida (Urban Meyer and Billy Donovan) and Tennessee (Phillip Fulmer and Bruce Pearl).

OSU COACH THAD MATTA

Thad Matta is in his fourth season as the head coach at Ohio State and his eighth year overall as a college head coach. Matta guided the Buckeyes to a 35-4 record a year ago as Ohio State advanced to the title game in the NCAA Tournament before falling to Florida, 84-75. The Buckeyes posted a 26-6 record in 2006, winning the Big Ten title (12-4) by one game over Iowa and Illinois. After a loss to Iowa in the 2006 Big Ten Tournament championship game the Buckeyes claimed both the regular season and tournament titles in 2007.

Matta led OSU to a 20-12 record in his first season in Columbus in 2005. He has won 20 games in each of his seven seasons as a head coach. His career mark stands at 194-56 and he is 92-25 at OSU.

Matta joined the Ohio State staff after serving as the head coach at Xavier for three seasons. He posted a 78-23 record in three seasons at Xavier (2002-04) and had a one-year record of 24-8 as Butler's head coach in 2000-01, taking his alma mater to the second round of the NCAA Tournament.

Matta was the 2006 and 2007 Big Ten Coach of the Year. He was also the 2001 Midwestern Collegiate Conference Coach of the Year as Butler won regular season and post-season tournament titles. In 2002 he led Xavier to regular season and post-season tournament titles in the Atlantic 10 Conference and was named Coach of the Year. He was a 2003 Naismith National Coach of the Year finalist.

Matta is 2-3 vs. Iowa and 1-0 vs. Coach Todd Lickliter.

THEY'VE MET JUST ONCE

While Todd Lickliter and Thad Matta have been together at times during their careers, they have met just once as head coaches. Matta's 2006 Ohio State team scored an early season 79-69 overtime win over Lickliter's Butler squad in Columbus.

Butler posted a 20-13 record that season and lost in the second round of the post-season NIT.

Ohio State concluded the 2006 season with a 26-6 record and won the Big Ten regular season title before a loss in the second round of the NCAA Tournament.

BOTH HAVE BEEN RANKED

Ohio State and Iowa have appeared in the national rankings often during recent years. Ohio State was seventh in both polls when Iowa played at Columbus during the 2006-07 regular season.

Ohio State was also ranked seventh in both major polls when Iowa defeated the Buckeyes in the Big Ten Tournament title game in 2006, while Iowa was 20th. OSU was ranked 16th in both polls when the teams met in Iowa City during the 2006 regular season, while Iowa was among teams receiving votes.

Ohio State was ranked 24th in the nation when Iowa won at the Big Ten Tournament in 2001 and the Buckeyes were fifth in the nation when Iowa won at OSU in 2000. Iowa was ranked 14th nationally when OSU won in Iowa City in 2001 and Iowa was ranked ninth in both polls when OSU won in Iowa City in 2002. Iowa was ranked 14th, its highest ranking of that season, when OSU won 81-69 in Columbus in the only meeting in 2005.

EARLY RETURNS WERE GOOD FOR IOWA

Iowa's 78-67 win at Ohio State in 2004 marked Iowa's fourth win at OSU's Value City Arena before the Buckeyes defeated Iowa in both 2005 and 2007. Iowa, which did not play at Ohio State in 2006, has won eight of its last 11 games in Columbus. The Hawkeyes won their final four games in St. John Arena, then won their first two games in OSU's new home. After a loss at OSU in 2002, its first in Columbus since 1994, Iowa won in Columbus in both 2003 and 2004. Iowa is the only visiting team with four wins in the arena.

THE SERIES

Iowa holds a 74-67 advantage over Ohio State in the series that began with a 17-16 Ohio State win in 1915. Ohio State won the only meeting last season, 82-63 in Columbus, after Iowa won both meetings in 2006, 67-62 during the regular season in Iowa City and 67-60 in the title game of the Big Ten Tournament. Ohio State defeated Iowa 81-69 in the first meeting in 2005 before Iowa won 74-72 in Iowa City. Iowa won both meetings in 2004.

Iowa has won six of the last nine meetings and OSU has won eight of the last 15.

The visiting team in the series has won eight of the last 14 games and the teams have split four games over the last six years at neutral sites in the Big Ten Tournament. Twelve of the last 18 meetings have been decided by 10 points or less, with eight decisions by five points or less.

History & Record Book Online

Iowa's History and Record Book, the supplement to the 2007-08 basketball media guide, is available online at hawkeyesports.com, the official website of the University of Iowa athletic department. After opening the Iowa website, click on Men's Basketball at the top of the page under "The Hawkeyes". Once at the basketball site, click on the History and Record Book on the right side of the page under the Stats and More heading. Copies of the History and Record Book are also available through the UI Sports Information office.

In the two meetings in 2005, the home team held serve, marking the first time since 1993 that the teams had split games in which each won on its home court.

Ohio State holds a 40-28 advantage in games played in Columbus, but Iowa has won eight of the last 11 there. Iowa was the first opponent to win at the Value City Arena, taking a 71-68 win in 1999. The Hawkeyes won 67-64 in 2000, 71-64 in 2003 and 78-67 in 2004.

Ohio State visits Iowa City Feb. 2 as the teams meet twice in the regular season for the first time since 2005.

OSU WON ONLY MEETING A YEAR AGO

Ohio State used a 21-2 scoring run during the final 11 minutes to pull away for an 82-63 win over Iowa in the only meeting between the two teams last season.

The Buckeyes started fast, taking advantage of four Iowa turnovers in the first three minutes to jump out to a 9-0 advantage. The Hawkeyes regained their composure and scored eight straight points before eventually tying the game at 11 with 14 minutes left in the half. OSU scored the final five points in the last 90 seconds to take a 37-26 advantage at the break. Eleven of Iowa's 13 turnovers came in the first half.

Iowa's Seth Gorney played well in the first half, collecting four points and four rebounds in 14 minutes. He was injured in the final seconds of the half and did not return to action.

Iowa used the strong second half scoring of freshman Tyler Smith to get back in the game. Smith scored all 21 of his points in the second half, taking over on offense with Iowa trailing 41-26. Iowa cut the deficit to four points (54-50) on a three-point basket by Smith before OSU regained control. The Buckeyes scored 13 straight points over the next four minutes and were not threatened from there.

Iowa shot 55.2% from the field in the second half and 48.2% for the game, and the rebounding was even at 27-27. Smith's 21 points led Iowa and he added four rebounds and five assists. Adam Haluska added 15 points, Tony Freeman had five assists and Kurt Looby five rebounds.

Ohio State shot 58.5% from the field, including 68% in the second half. The Buckeyes also shot 82.4% (14-17) from the foul line, compared to 33.3% (2-6) for Iowa. Center Greg Oden led OSU with 29 points (12-13 FGs) and 10 rebounds. Oden scored 18 points in the final 20 minutes. Ron Lewis added 12 points and Michael Conley, Jr. contributed 10 assists.

ACTION AT THE END

Five recent games between Iowa and Ohio State have been decided in the final seconds. Here is how those games ended:

- Iowa won 67-62 in Iowa City in 2006, hitting four free throws in the final 24 seconds. OSU did not score a field goal in the final six minutes and had a costly turnover when trailing by three points in the last minute.
- Iowa won 74-72 in Iowa City in 2005 on a Jeff Horner basket with 3.4 seconds remaining.
- OSU won 66-64 on March 13, 2003 when Brent Darby scored in the final seconds at the Big Ten Tournament in Chicago.
- OSU won 69-68 on Feb. 7, 2001 in Iowa City. OSU's Sean Connolly made two free throws with 25 seconds remaining to give his team a 68-65 lead and Brent Darby added one free throw with four seconds left before Iowa closed the final margin on a three-point basket by Dean Oliver at the buzzer.
- Iowa won 67-64 on Feb. 9, 2000 in Columbus when Kyle Galoway hit a three-pointer from deep in the corner in the final seconds as Iowa held off a furious Buckeye rally.

IOWA, BUCKEYE NOTES

- Iowa and Ohio State each earned one of the Big Ten titles in 2006 before the Buckeyes won both a year ago. Ohio State won the regular season title, finishing one game ahead of second place Iowa and Illinois. The Hawkeyes claimed the Big Ten tournament title with a win over Ohio State.
- Iowa and OSU have met in four of the last seven Big Ten Tournaments. Iowa won 75-66 in the quarter-finals in 2001 and went on to win the tournament. The teams met in the championship game in 2002, with the Buckeyes winning 81-64. OSU defeated Iowa 66-64 in the first round of the 2003 Big Ten Tournament and the Buckeyes went on to the title game before placing second. In 2006, Iowa, the No. two seed, defeated the top-seeded Buckeyes 67-60 for the tournament title. The teams also met at a neutral site in 1968, with OSU defeating Iowa 85-81 in a playoff game in West Lafayette, IN after the teams tied for the Big Ten regular season title.
- OSU Coach Thad Matta was an administrative assistant at Butler when Iowa defeated the Bulldogs 114-92 early in the 1991-92 season in Tampa, FL.
- Iowa senior Seth Gorney is a native of Vandalia, OH, where he attended Butler HS.
- OSU assistant Archie Miller was an assistant coach last season at Arizona State when the Sun Devils scored a last minute 67-64 win over the Hawkeyes.

WISCONSIN STOPS IOWA IN MADISON

Wisconsin used a 17-4 scoring run over a nine minute period in the second half in taking a 64-51 win over Iowa in Madison. The Hawkeyes trailed by six, 28-22 at intermission, but scored the first six points of the second half to pull even.

From there the Badgers held Iowa without a field goal for just under nine minutes in gaining control. Iowa was able to cut the deficit to nine, 54-45, with just under five minutes remaining, but could get no closer.

The Hawkeyes had trailed by as many as nine in the first half before closing the gap to two points, 24-22, in the last two minutes of the period. Iowa shot 52.9% from the field in the opening half, including 57.1% (4-7) from three-point range. Iowa was unable to maintain that accuracy in the second half, shooting just 35.7% over the final 20 minutes.

After shooting 31% in the first half, Wisconsin shot 55% in the second half and added 12-18 (66.7%) free throws after the break. For the game Wisconsin shot 70.4% from the foul line, compared to just 46.7% (7-15) for Iowa.

Wisconsin won the rebounding battle 34-31 and collected seven steals while forcing 14 Iowa turnovers. Ten of Iowa's turnovers occurred in the first half and the Hawkeyes were guilty of a season-high 27 personal fouls.

Justin Johnson led Iowa with 13 points, while Cyrus Tate, Tony Freeman and Jeff Peterson each added eight. Johnson made his first two three-point attempts, running his streak to eight straight before missing. Tate led Iowa with eight rebounds, while Freeman and Jake Kelly each collected three assists.

BUCKEYES DEFEAT NORTHWESTERN

Ohio State recorded its seventh straight win with a 62-51 decision over Northwestern Sunday in Columbus. The Buckeyes shot 50% from the field in the first half while building a 37-25 advantage at the break. The Wildcats shot just 32.1% in the opening half.

The Buckeye defense held Northwestern to 30% shooting in the second half and dominated the rebounding, 46-23. The Buckeyes were guilty of 20 turnovers. While Northwestern did outscore the Buckeyes 26-25 in the second half, the half-time deficit was too much to overcome.

Freshman Kosta Koufos led Ohio State's dominance of the paint, collecting 17 points and 12 rebounds. Evan Turner added 16 points and Jon Diebler scored 15. Senior guard Jamar Butler added 11 assists and 10 rebounds. Like Koufos, Diebler and Turner are both freshmen.

COMPARING THE STATS

	Iowa (7-8, 0-2)	OSU (11-3, 2-0)
Scoring	58.5	70.0
Scoring Defense	57.5	59.4
FG%	.430	.462
FG% Defense	.391	.370
FT%	.623	.690
3-PT FG%	.368	.380
3-PT FG% Defense	.320	.288
Rebound Margin	+3.5	+2.9
Assists	13.0	15.5
TO Margin	-4.1	+0.3
Steals Margin	-3.9	+0.7

HAWKEYES IN NATIONAL STATS

In NCAA statistical rankings, Iowa ranks 12th in field goal defense (39.1%), and 29th in scoring defense (58.5).

HAWKEYES FEATURE YOUNG LINE-UP

Iowa's starting line-up in four games included freshmen Jarryd Cole, Jeff Peterson and Jake Kelly. Cole is now out of action for the remainder of the season.

Iowa had not started three freshmen in a game since the 2000-01 season. That season, Brody Boyd, Jared Reiner and Glen Worley started in a game at Illinois. Boyd, Worley and Sean Sonderleiter started in a game at Michigan State and Boyd, Worley and Cortney Scott started in a game at Michigan.

IOWA GAME NOTES

- Iowa is allowing just 57.5 points per game, as six opponents have been held to 50 points or less and only five have scored over 60.
- Iowa opponents are shooting 39.1% from the field as eight opponents have shot less than 40%.
- Iowa opponents are shooting 32% from three-point range as six opponents have shot less than 30% from beyond the arc.
- Iowa holds a +3.5 rebounding advantage while collecting more rebounds than the opponent in eight games.
- In a 62-55 win at Northern Iowa, the Hawkeyes made their final eight free throw attempts of the game. After missing the first attempt and making 1-2 in the first half, Iowa made all seven attempts in the final 20 minutes for a season-best 88.9% accuracy. Iowa has been over 80% from the foul line in three games.
- Senior guard Justin Johnson leads Iowa in scoring at 15.5 points per game. He has scored 19 or more points in six games and has scored 21 or more points in four games, with a career-best 29 against Indiana.
- Senior forward Kurt Looby leads Iowa in rebounding (6.5), field goal percentage (.673) and blocked shots (1.7). He has 10 or more rebounds in three games, with a career-best 12 against Louisiana-Monroe.

LOOBY IN THE PAINT

Senior Kurt Looby has played well in the paint through Iowa's first 15 games. Looby is averaging a team-best 6.5 rebounds and is scoring 5.3 points a game while shooting 67.3% (35-52) from the field. Looby, who had a career-best 12 rebounds against Louisiana-Monroe, also leads Iowa with 25 blocked shots. Looby has 78 career blocks, just three shy of ranking in Iowa's career top 10. He had 12 points and eight rebounds in a loss to Bradley and 10 points and eight rebounds vs. Utah State. He has 10 or more rebounds in three games. Looby ranks fourth in the Big Ten in blocked shots and ninth in rebounds.

FREEMAN BACK IN ACTION

Junior guard Tony Freeman saw his first action of the season in Iowa's 62-55 win at Northern Iowa (Dec. 5). Freeman played 24 minutes against Northern Iowa, collecting 15 points, three assists and one rebound. After missing the Iowa State game, he returned to play 22 minutes in the loss to Drake, contributing nine points. He added 15 points, seven rebounds, four assists and three steals in 34 minutes in Iowa's win over Southeastern Louisiana and added 12 points and nine assists against Indiana.

He is averaging 11.8 points and 3.8 assists in five games. He suffered a fracture to the fifth metatarsal in his left foot during Iowa's exhibition win over Simpson College Nov. 1.

COLE HAS BEST NIGHT

Freshman forward Jarryd Cole had the best game of his young college career in Iowa's loss at Iowa State. Cole connected on 7-10 field goal attempts, scoring 15 points and grabbing nine rebounds, both season-bests. He made all six of his field goal attempts while scoring 12 points and collecting five rebounds against Drake.

In an earlier loss to Wake Forest he came off the bench to score 14 points (7-10 FGs) and grab seven rebounds in 33 minutes. Cole will miss the remainder of the season after suffering a torn left ACL in a win over Southeastern Louisiana.

Hy-Vee Cy-Hawk Series

Iowa State currently leads the fourth annual Hy-Vee Cy-Hawk Series, 16-5. The Cyclones have picked up victories in football, men's golf, volleyball, men's cross country, women's basketball, women's swimming and diving and men's basketball. Both Iowa and Iowa State earned a point after a scoreless draw in women's soccer and Iowa gained two points in wrestling and women's cross country.

Iowa captured the third Hy-Vee Cy-Hawk Series, 14-9 in 2006-07. The Hawkeyes hold a 2-1 advantage in the in-state competition against their rivals from Iowa State that began in 2005.

Last season, the Hawkeyes captured victories in women's soccer (1-0, OT), football (27-17), wrestling (24-6) men's basketball (77-59), women's swimming & diving (181.5-117.5) and softball (2-1).

Iowa captured the inaugural Cy-Hawk Series in 2005 registering a 13-8 margin of victory. Iowa State evened the competition with its own 13-8 triumph in 2006.

The 12-sport series awards two points (except football, which is worth three) to the winning school in each head-to-head match-up between the two institutions. Additionally, one point is awarded to an institution if the graduation rate of its student-athletes is greater than the national average as reported each fall by the NCAA. Iowa earned the academic points all three years, whereas Iowa State failed to earn the extra points in 2004 and 2005.

A new total of 27 points (13 events) is up for grabs in 2007-08.

A commemorative Hy-Vee Cy-Hawk Series Cup, which stands 31 inches tall and weighs 19 pounds, is displayed on the winning team's campus for an entire year after a victory. Replica cups are also presented as "traveling trophies" for individual victorious teams in the head-to-head competition.

This season's fourth annual Hy-Vee Cy-Hawk Series schedule is listed below:

Date	Event	Site/Result
9/4	Men's Golf (2 points)	ISU
9/8	Volleyball (2 points)	ISU
9/9	Women's Soccer (2 points)	Tie
9/15	Football (3 points)	ISU
11/10	Men's Cross Country (2 points)	ISU
11/10	Women's Cross Country (2 points)	Iowa
12/5	Women's Basketball (2 points)	ISU
12/7	Women's Swim. & Diving (2 points)	ISU
12/8	Men's Basketball (2 points)	ISU
12/9	Wrestling (2 points)	Iowa
2/22	Women's Gymnastics (2 points)	Ames
3/7	Women's Gymnastics (2 points)	Iowa City
4/1	Softball (2 points)	Ames

Academic Opportunities

Two points for an institution if the student-athlete graduation rate for all student-athletes is greater than the national average for all student-athletes, according to the annual graduation rate report issued each September/October by the NCAA.

KELLY SHARING THE BALL

Freshman guard Jake Kelly moved into the starting line-up in Iowa's last eight games and led the team in assists four times. He played just five minutes against Indiana after suffering an ankle injury in the opening minutes of the game, but he was in the starting line-up at Wisconsin.

He scored 19 points in a win at Northern Iowa, hitting 6-13 field goal attempts and 3-5 treys. Kelly had six assists against Louisiana-Monroe and four assists in the win over Eastern Illinois. At Iowa State he contributed 13 points, five rebounds and five assists. Kelly is averaging 6.7 points, 2.4 rebounds and 2.3 assists per game and is shooting 50% from three-point range (14-28).

PETERSON STEPS RIGHT IN

Freshman guard Jeff Peterson has started 12 games and ranks second in minutes played. Peterson had 12 points, nine assists and no turnovers in his first college game. He added 20 points in a win over Northern Colorado and added nine points and four assists against Florida Gulf Coast. He contributed six points and four assists vs. Indiana and had eight points at Wisconsin. He is averaging 6.6 points and a team-best 3.5 assists per game, while leading the team with 14 steals.

BOHALL GETS SCORING BEST

Sophomore guard Dan Bohall set a career scoring high with 14 points in the win over Northern Colorado. He made 3-6 field goals and 7-8 free throws and also collected six rebounds. He had a career-best six assists in a win over Idaho State. Bohall added 10 points and five assists in a win over Maryland Eastern Shore. Bohall is averaging 4.9 points and 2.7 assists and is shooting 80% from the free throw line.

HAWKEYES HIT THE BOARDS

In a 62-55 win at Northern Iowa, the Hawkeyes held a 37-16 rebounding advantage. No Northern Iowa player had more than five rebounds and only four of the nine Panthers who played had any rebounds. Kurt Looby led Iowa with seven rebounds, while six Hawkeyes had at least four.

The plus 21 rebounding advantage is the largest for Iowa since the second game of the 2006-07 season when the Hawkeyes held a 51-30 rebounding advantage in a 78-65 win over Toledo in the Paradise Jam.

LEADING THE TEAM

Following is the number of times a player led Iowa in scoring, rebounding, assists and steals. If two or more players tied for the team lead, all have been credited for that game:

Player	Scoring	Rebounding	Assists	Steals
J.R. Angle				1
Dan Bohall			3	
Jarryd Cole	3	2		3
Tony Freeman	1	1	4	1
Seth Gorney		2		1
Justin Johnson	9		2	3
Jake Kelly	1		4	4
Kurt Looby		9		5
David Palmer				1
Jeff Peterson	1		5	6
Cyrus Tate		1		1

Hawkeyes Add Four Recruits

University of Iowa men's basketball Coach Todd Lickliter announced the signing of four student-athletes to national letters of intent to join the Hawkeye basketball program next fall.

The additions to the program are Iowa City native Matt Gatens, Anthony Tucker from Minnetonka, MN, Andrew Brommer from Rosemount, MN and Jermain Davis from Plymouth, MN.

Gatens (6-5, 210) attends Iowa City HS. He committed to the Iowa program as a 15-year-old ninth grader. A member of the varsity since his ninth grade season, Gatens averaged 18 points, 5.5 rebounds and four assists as a freshman.

He ranks as the all-time scoring leader at Iowa City HS with 1,353 career points heading into his senior season, a career average of 20 points per game. He is also an 82% career shooter from the free throw line.

At Iowa City High he has twice been named to the Iowa Newspaper Association all-state team and the Des Moines Register all-state team. He has earned all-conference recognition in the Mississippi Valley Conference in each of the past three seasons. His father, Mike, was an Iowa basketball letterman from 1974-76.

Tucker (6-4, 195) averaged 16.4 points and 5.7 rebounds as a junior at Minnetonka HS under Coach John Hedstrom. He has been a unanimous all-conference selection for three seasons and is the only player to be a unanimous selection as a ninth grader. He earned all-Metro honors and second team all-state recognition from the *St. Paul Pioneer Press*. He has scored 1,250 career points and could become Minnetonka's all-time scoring leader as a senior.

Tucker earned first team all-state honors last season after being named to the second all-state team as a sophomore. He is a two-year team captain and was recently named to the Minnetonka Honor Society for Leadership.

Brommer (6-9, 220) is a versatile forward who attends Rosemount HS and played two seasons on the same summer AAU team (43 Hoops) with Tucker.

Brommer begins his final prep season with 838 career points. He averaged 17 points, nine rebounds, three assists and three blocks per game as a junior as his prep team posted a 9-17 overall record.

Brommer serves as team captain for Coach Mike Manning and earned all-conference honors as both a sophomore and junior.

Davis (6-4, 200) is a shooting guard who is in his first season at Kirkwood Community College in Cedar Rapids, IA after attending Southeastern Community College in Burlington as a freshman. In one season at Southeastern Davis averaged 10.9 points while leading the team in assists and ranking third in steals.

Davis attended Robbinsdale Cooper HS in New Hope, MN, where he helped his prep team post a 27-4 record as a senior. That team set a school record for wins in a season and finished second in the Class 4-A state tournament. Davis was named to the all-tournament team at the state tournament. He earned all-conference honors in the North Suburban Conference and shared conference MVP honors as a senior.

Davis averaged 15.3 points per game as a junior and senior and was named to the all-defensive team in the metro area. A solid defensive player, he also averaged four steals, five rebounds and 3.4 assists during his prep career. As a senior he shot 54% from the field, including 41% from three-point range.

Iowa on the Big Ten Network

A majority of Iowa's games throughout the 2007-08 season will appear on national cable television via the Big Ten Network.

The Big Ten Network is available on the basic level of service offered by 67 locally-owned and locally-operated cable television systems across the state of Iowa. It is also available through the nation's two satellite television companies, DirectTV and Dish Network. Currently, more than 50 percent of the homes in Iowa have access to the Big Ten Network, as do more than 30 million homes nationwide. The Big Ten Network is the fastest growing television network in television history, reaching 30 million homes in its first 30 days of existence.

REACHING DOUBLE FIGURES

Following are Iowa's number of double figure games in scoring and rebounding, both for the 2007-08 season and for their career:

	Points		Rebounds	
	'07-08	Career	'07-08	Career
J.R. Angle	1	1	0	0
Dan Bohall	2	2	0	0
Jarryd Cole	5	5	0	0
Tony Freeman	3	16	0	0
Seth Gorney	0	6	2	2
Justin Johnson	11	15	1	1
Jake Kelly	3	3	0	0
Kurt Looby	2	4	3	5
Jeff Peterson	2	2	0	0
Cyrus Tate	1	4	0	2

IOWA'S STATISTICAL COMPARISONS

	All Games	Big Ten	Home Games	Away Games	IA Wins	IA Losses
Record	7-8	0-2	6-4	1-4	7-0	0-8
Points	58.5	63.5	59.9	55.6	60.0	57.1
Opp. Pts	57.5	71.5	54.5	63.4	48.1	65.6
FG%	.430	.427	.435	.420	.453	.413
FG Def.	.391	.451	.379	.415	.365	.413
3-PT%	.368	.386	.365	.375	.395	.348
3-pt. Def.	.320	.321	.282	.394	.302	.333
FT%	.623	.550	.621	.632	.689	.547
REB	34.6	33.5	35.2	33.4	33.9	35.2
AST	13.0	16.5	13.8	11.4	12.4	13.5
TO	16.7	13.5	18.2	13.6	17.0	16.4
STL	4.9	2.0	6.0	2.8	7.3	2.9
BLK	3.5	5.0	3.9	2.6	4.1	2.9

HOME, AWAY COMPARISONS

In its nine 10 games, Iowa has outscored its opponents by a 5.4 margin, shooting 43.5% from the field while holding its opponent to 37.9% shooting. Iowa holds a 35.2-31.3 rebounding advantage.

In five games away from Carver-Hawkeye Arena (including two neutral site games), Iowa has been outscored 63.4-55.6. The Hawkeyes are shooting 42% from the field while opponents are shooting 41.5%. Iowa holds a 33.4-30.8 rebounding margin.

Iowa Results on Jan. 9

12 Wins, 9 Losses

1915	* Northern Iowa	W	44-16
1917	* Cornell	W	28-13
1920	Minnesota	L	19-21
1925	* Purdue	W	35-19
1926	Chicago	W	18-13
1932	Ohio State	L	17-20
1933	Wisconsin	L	19-21
1937	Northwestern	W	33-26
1939	Minnesota	L	29-36
1943	* Minnesota	L	45-46
1954	* Wisconsin	W	71-54
1956	Ohio State	W	88-73
1960	* Northwestern	W	73-59
1961	Wisconsin	W	76-68
1965	Michigan State	W	85-78
1971	* Ohio State	L	76-97
1982	* Illinois	W	56-50
1988	Purdue	L	79-80
1992	* Michigan#	L	77-80
1993	Ohio State	L	81-92
2002	* Northwestern	W	70-60

* at Iowa City

OFF THE BENCH

The Iowa reserves are averaging 18.7 points and 9.4 rebounds per game, compared to 11.9 points and 7.3 rebounds by the opponent reserves.

Iowa is 6-6 when the reserves outscore the opponent's reserves and 1-2 when the opponent reserves score more points.

Iowa is 5-5 when the Hawkeye reserves have more rebounds than the opponent reserves, 2-2 when the opponent reserves have more rebounds and 0-1 when rebounding by the reserves is even. Following is a game-by-game comparison with opponents:

Opponent	Iowa		Opponent	
	Pts.	Rebs.	Pts.	Rebs.
Idaho State	11	13	5	5
No. Colorado	10	4	9	9
FL Gulf Coast	16	8	7	4
MD Eastern Shore	23	15	3	5
Bradley (n)	17	10	14	8
Utah State (n)	24	120	13	7
Wake Forest	34	15	23	12
LA-Monroe	17	5	10	5
Eastern Illinois	11	6	17	8
at Northern Iowa	25	10	21	6
at Iowa State	4	6	6	11
Drake	14	10	11	7
SE Louisiana	35	14	8	8
Indiana	20	8	23	11
at Wisconsin	19	7	9	4
Totals	280	141	179	110
Average	18.7	9.4	11.9	7.3

Iowa In Big Ten Statistics

Category	All Games		Big Ten	
	Stat	Rank	Stat	Rank
Scoring Defense	57.5	2nd	71.5	10th
FG% Defense	.391	5th	.451	9th
3-Pt. Field Goal %	.368	5th	.386	3rd
3-Pt. FG Per Game	7.1	5th	8.5	3rd
3-PT FG Defense	.320	5th	.321	6th
Rebounding Margin	+3.5	7th	-1.5	7th
Blocked Shots	3.5	8th	5.0	T3rd
Field Goal %	.430	8th	.427	6th
Free Throw %	.623	9th	.550	11th
Scoring Margin	+1.0	9th	-8.0	8th
Assists	13.0	9th	16.5	3rd
Steals	4.9	11th	2.0	11th
Turnover Margin	-4.1	11th	-4.5	10th
Scoring Offense	58.5	11th	63.5	7th
Ast./TO Ratio	0.8	11th	1.2	4th

INDIVIDUAL STATISTICS

Category	Player	All Games		Big Ten	
		Stat	Rank	Stat	Rank
3-pt. FG Per G.	Justin Johnson	3.6	1st	5.5	1st
Blk. Shots	Kurt Looby	1.7	4th	1.5	T4th
	Justin Johnson	0.8	---	1.5	T4th
Minutes Played	Justin Johnson	35.5	3rd	34.0	10th
	Jeff Peterson	31.6	11th	29.0	---
Rebounding	Kurt Looby	6.5	9th	3.0	---
	Justin Johnson	4.8	19th	5.0	T20th
	Seth Gorney	3.9	---	7.5	T8th
	Cyrus Tate	3.1	---	7.5	T8th
Scoring	Justin Johnson	15.5	6th	21.0	3rd
FG%	Justin Johnson	.416	---	.609	9th
	Cyrus Tate	.575	---	.545	14th
Assists	Jeff Peterson	3.5	9th	3.0	T10th
	Tony Freeman	3.8	---	6.0	6th
Ast/TO Ratio	Jeff Peterson	0.91	14th	.86	15th
	Tony Freeman	---	---	1.5	T11th
3-pt FG %	J.R. Angle	.400	14th	.222	---
	Justin Johnson	.397	15th	.611	7th

STARTING LINE-UPS

Iowa has used five starting line-ups in its 15 games. Following is Iowa's record by line-up, with the most recent starting unit in bold:

Gorney, Looby, Bohall, Johnson, Peterson (ID State, UNCO, FGCU, UMES, BU, USU, WFU)	4-3
Cole, Looby, Kelly, Johnson, Peterson (ULM, EIU, SLU)	2-1
Cole, Looby, Kelly, Johnson, Angle (UNI, ISU)	1-1
Cole, Gorney, Kelly, Johnson, Peterson (Drake)	0-1
Tate, Gorney, Freeman, Johnson, Kelly (IND, WIS)	0-2

OVERCOMING DEFICITS

The biggest deficit Iowa has overcome to get a victory is 14 points, that in a 57-50 win over Southeastern Louisiana. The Hawkeyes trailed by seven at halftime.

The biggest deficit overcome by an Iowa opponent is 16, that by Louisiana-Monroe in a 72-67 overtime win at Iowa.

SCORING BY HALVES

Iowa has been outscored 403-389 in the first half and holds a 476-442 advantage in the second half. The Hawkeyes have been outscored 17-12 in their only overtime period.

Iowa has led at halftime in seven games and has outscored its opponent in the second half in eight games. The first half scoring was even in the loss to Indiana and the second half scoring was even in the win over Idaho State.

IOWA FROM THE FREE THROW LINE

Iowa has made at least 80% of its free throws in three games and at least 70% of its free throws in four games, with a season-best 88.9% (8-9) at Northern Iowa. Iowa has posted a 4-1 record when shooting at least 70% from the free throw line. Following is Iowa's won-loss breakdown based on free throw percentage:

Iowa FT%	W-L	Iowa FT%	W-L
Under 50%	0-4	70-79%	2-0
50-59%	1-2	80-89%	2-1
60-69%	2-1	90-100%	0-0

CRUNCH TIME FREE THROWS

Iowa is 26-42 (.619) from the free throw line in the final four minutes of its seven games that have been decided by 10 points or less. Iowa's opponents in those games have made 32-54 (.593) free throw attempts in the final four minutes. Those figures include all free throw attempts in Iowa's single overtime game. Iowa is 2-5 in games decided by 10 points or less, including one overtime loss. Following are Iowa's individual attempts:

Jake Kelly	6-6	1.000
Cyrus Tate	3-4	.750
Tony Freeman	7-8	.875
Justin Johnson	8-12	.667
Jarryd Cole	2-5	.400
J.R. Angle	0-1	.000
Kurt Looby	0-2	.000
David Palmer	0-2	.000
Jeff Peterson	0-2	.000
Iowa	26-42	.619
Opponents	32-54	.593

HAWKEYE GAME NOTES & TRENDS

- Iowa is 0-0 when scoring 80 points or more, 0-1 when scoring between 70-80 points, 3-2 when scoring between 60-70 points and 4-5 when scoring less than 60 points.
- Iowa is 7-3 when holding its opponent to less than 60 points, 0-3 when holding its opponent between 60-70 points and 0-2 when the opponent scores over 70 points.
- Iowa is 4-5 when collecting more assists than the opponent, 3-3 when the opponent has more assists and 0-0 when assists were even.

- Iowa is 2-0 when having fewer turnovers than its opponent, 5-7 when the opponent has fewer turnovers and 0-1 when turnovers are equal.
- Iowa is 3-0 when collecting more steals than its opponent, 4-7 when the opponent had more steals and 0-1 when steals are equal.
- Iowa is 0-0 when five reach double figures, 1-0 when four reach double figures; 1-2 when three score in double figures, 4-2 when two players score in double figures and 1-4 when one scores in double figures.
- Iowa is 6-1 when leading at halftime, 1-6 when trailing at intermission and 0-1 when tied at halftime.
- Iowa is 6-6 when controlling the opening tip and 1-2 when not controlling the tip.
- Iowa is 2-5 in games decided by 10 points or less, including a 0-3 record in games decided by five points or less and a 0-1 mark in overtime.
- Iowa is 0-2 in neutral site games, dropping contests to Bradley and Utah State at the South Padre Island Invitational in late November.

IOWA RECORD BY CONFERENCE

Iowa, in non-conference action, played three teams from the Missouri Valley Conference and two from the Big Sky, along with one from the Atlantic Coast, Atlantic Sun, Big 12, Mid-Eastern Atlantic, Ohio Valley, Southland Sun Belt and Western Athletic. Following is a breakdown of Iowa's record by conference:

Atlantic Coast	0-1	Missouri Valley	1-2
Atlantic Sun	1-0	Ohio Valley	1-0
Big Sky	2-0	Southland	1-0
Big 12	0-1	Sun Belt	0-1
Mid-Eastern Athletic	1-0	Western Athletic	0-1

IOWA SEEKS EIGHTH STRAIGHT

Iowa is seeking its eighth straight winning campaign, which would establish a school record. Iowa's current streak began with a 23-12 record in 2000-01 and includes three seasons of more than 20 wins and six post-season appearances (three NCAA, three NIT).

Iowa also had seven straight winning seasons from 1950 through 1956. Pops Harrison, Bucky O'Connor and Rollie Williams all coached the Hawkeyes during those years. Only a 10-10 record in 1949 kept Iowa from 13 consecutive winning seasons (1944-56).

Harrison coached Iowa to five straight winning seasons from 1944-48, Lute Olson coached Iowa to winning seasons from 1979-83, George Raveling and Tom Davis combined to coach Iowa to winning seasons from 1985-89 and Davis coached Iowa to winning seasons from 1995-99. Iowa had five consecutive winning seasons on three occasions, 1979-83, 1985-89 and 1995-99.

Iowa is one of four Big Ten teams to post a winning record in each of the last seven seasons, joining Illinois, Michigan State and Wisconsin.

IOWA TOUGH AT HOME

Iowa has won 38 of its last 44 games in Carver-Hawkeye Arena, including win streaks of 21 straight overall wins and 12 straight Big Ten Conference wins. Iowa has won nine of its last 11 home games against ranked opponents. The Hawkeyes posted a 14-2 home record in 2006-07 (losses to Northern Iowa and Wisconsin) after a perfect 17-0 mark in 2006.

TOP HOME PERCENTAGE

Iowa posted a 44-5 (.896) record in Carver-Hawkeye Arena over the last three seasons (2005-07), a mark that ranks as Iowa's best home court winning percentage over any three year period in which Iowa won at least 40 games.

Iowa's winning percentage in Big Ten home games (20-4, .833) over the last three seasons is also the school's best percentage since the conference began playing more than 14 league games in 1974.

Following is a ranking of Iowa's best home court record over any three-year period, with a minimum of 40 wins:

Percentage	Record	Years
.898	44-5	2005-07
.875	42-6	1987-89
.872	41-6	2004-06
.854	41-7	1991-93
.851	40-7	1985-87
.837	41-8	1995-97
.816	40-9	1988-90

HAWKEYES SET ARENA RECORD

Iowa set a Carver-Hawkeye Arena (opened in 1983) record with 12 consecutive Big Ten Conference home wins over the course of the 2006 and 2007 seasons. The streak was snapped Jan. 28 when second-ranked Wisconsin won in Iowa City. Following the loss to Wisconsin the Hawkeyes concluded the 2007 season by winning their final four home games, improving to 15-1 in Big Ten games and 31-2 overall over the past two seasons in Carver-Hawkeye Arena.

Prior to the Badger loss, Iowa had not lost a Big Ten home game since a 75-65 loss to top-ranked Illinois on Feb. 19, 2005.

Iowa's record for consecutive home wins in league play is 14 straight. That mark was set during the 1980-81 and 1981-82 seasons when home games were played at the Iowa Field House.

IOWA ON THE TUBE

All but one Iowa game throughout the 2007-08 season will be televised, with the only exception being the final round of the South Padre Island Invitational against Utah State.

The majority of Iowa's non-conference games appeared on the Big Ten Network. Iowa's home game with Wake Forest was televised on ESPN2. The contest at Northern Iowa was on FOX 28 and the game at Iowa State appeared on ESPNU.

THE RETURNING CAST

Iowa returns three starters and six lettermen from 2007. The returning starters include senior center Kurt Looby, junior guard Tony Freeman and junior forward Cyrus Tate. Freeman is currently out of action due to injury.

Freeman started 17 of 31 games a year ago. He led the team in assists (3.7) and ranked third in scoring (7.5) and steals (1.1). Looby started 19 games, averaging 3.8 points and 4.6 rebounds. He led Iowa and ranked fourth in the Big Ten in blocked shots (1.7) per game. His 53 blocked shots rank eighth-best for a single season at Iowa.

Tate started 22 games last season, averaging 4.2 points and 4.4 rebounds per game.

Along with the six returning lettermen, Iowa also returns sophomore guard Dan Bohall and sophomore forward David Palmer. Palmer sat out last season as a redshirt transfer. The Hawkeye roster includes three true freshmen.

With the seven returning players who saw action a year ago, Iowa returns 41.1% of its scoring, 55.3% of its rebounding, 44.1% of its assists and 47.7% of its steals. Iowa's returning players shot 45.7% from the field, 40% from three-point range and 66.5% from the free throw line.

IOWA PROGRAM REACHES 1,400 WINS

The Iowa basketball program reached 1,400 wins (now at 1,445) with a 79-46 victory over Texas-San Antonio on Nov. 26, 2005. Iowa ranks 34th on the all-time list for victories and is one of 41 NCAA Division I programs with as many as 1,400 wins. Iowa's basketball history includes 73 winning seasons and 24 years in which the Hawkeyes have won 20 or more games. Iowa (with 22) is one of 31 programs to earn more than 20 invitations into the NCAA Tournament.

THE HAWKEYE ROSTER

The Iowa roster includes 11 players. The squad includes three seniors, three juniors, two sophomores and three freshmen.

Along with Iowa native Dan Bohall, the roster includes two players from Illinois and Indiana and one from Maryland, Missouri, Ohio, Tennessee, Texas and St. John's, Antigua.

BIG TEN SINGLE GAME TICKETS ON SALE

Single game tickets for Iowa's nine Big Ten Conference home games are now on sale. Tickets may be purchased online at www.hawkeyesports.com, by calling the UI Athletics Ticket office at 1-800-IA-HAWKS, or in person at the Athletics Ticket Office in Carver-Hawkeye Arena.

Iowa opens Big Ten action Wednesday, hosting Indiana. Iowa also hosts Michigan State (Jan. 12), Purdue (Jan. 16), Penn State (Jan. 26), Ohio State (Feb. 2), Wisconsin (Feb. 6), Michigan (Feb. 14), Northwestern (Feb. 19) and Illinois (Mar. 1 or 2).

SEASON TICKETS ON SALE FOR 2007-08

- Season tickets are available for 2007-08, including general public (\$336), UI faculty and staff (\$272) and UI students (\$95).
- Single game tickets for Big Ten Conference games are now on sale.
- Weekend package tickets for four Big Ten Conference home games are on sale for \$100. The package includes games vs. Michigan State (Jan. 12), Penn State (Jan. 26), Ohio State (Feb. 2) and Illinois (Mar. 1-2).
- "Family Four Pack" tickets are available for Iowa's home game Feb. 19 vs. Northwestern. The "Family Four Pack" includes four tickets, four hot dogs and four drinks for a cost of \$65.
- Single game tickets are available for \$20 for all games except Big Ten Conference weekend games and the Wisconsin game. Tickets for those games are \$25. UI students can purchase single game tickets for \$15 on the day of the game, when available.
- Discounted tickets to select home games, earmarked for purchase by groups of 20 or more, are also available for purchase. For information about group ticket packages, fans should call the UI Sports Marketing Office at (319) 335-9431.
- Fans interested in obtaining men's basketball tickets can do so at the UI Athletic Ticket Office, located in Carver-Hawkeye Arena, by calling the ticket office at 1-800-IA-HAWKS or by visiting the UI website at hawkeyesports.com.

BIG TEN TOURNAMENT TICKETS ON SALE

All-session and single session tickets for the 2008 Big Ten Conference men's basketball tournament are currently on sale. Tickets are available at all 11 Big Ten university ticket offices, the Conesco Fieldhouse box office, Ticketmaster outlets at www.ticketmaster.com, or by calling Ticketmaster at (317) 239-5151. The 11th annual Big Ten Tournament will be held March 13-16, 2008 at Conesco Fieldhouse in Indianapolis.

All session tickets are on sale for \$150 or \$275, depending on seat location. Single-session tickets range from \$30 to \$85, based on seat location and session. Orders are limited to 12 all-session tickets or 12 single-session tickets.

IOWA IN TOURNAMENT PLAY

Iowa has fared well while taking part in regular-season tournaments over the past 25 years. In that time Iowa has won the Great Alaska Shootout (1986-87), the Cal-Irvine Anteater Classic (1986-87), the Maui Classic (1987-88), the San Juan Thanksgiving Shootout (1992-93), the San Juan Christmas Shootout (1997-98), the Big Ten Conference Tournament in 2001 and 2006 and its own invitational 24 times.

In addition, Iowa was runner-up in the 1985-86 Far West Classic, the 1987-88 All-College Tournament, the 1988-89 Chaminade Classic, the 1991-92 Tampa Tribune Holiday Invitational, the 1994-95 Rainbow Classic, the 1995-96 Great Alaska Shootout, the 1999-00 Coaches vs. Cancer Classic, the 2001-02 Guardians Classic, the 2005-06 Guardians Classic, the 2002 Big Ten Conference Tournament and the 2004 Maui Invitational.

HAWKEYE SCHEDULE NOTES

- Iowa's schedule includes 19 home games. This marks the third straight season Iowa has opened with an exhibition contest against a member of the Iowa Conference.
- For the first time since 1997, Iowa will host nine Big Ten Conference games, as the league has expanded the schedule to include 18 league games. Iowa does not play at Illinois this season, while Minnesota does not visit Carver-Hawkeye Arena.
- Iowa's Big Ten schedule includes four weekend home dates and five weekday games. Iowa plays at home on Saturday, Jan. 12, Jan. 26, Feb. 2 and either Saturday or Sunday, March 1 or 2.

IOWA IN LAS VEGAS NEXT SEASON

Iowa will take part in the Las Vegas Invitational during the early portion of the 2008-09 season. The 2008 event will take place Nov. 28-29, 2008 at the Orleans Arena in Las Vegas. Iowa's bracket of opponents in Las Vegas will include Kentucky, Kansas State and West Virginia.

Similar to the South Padre Island Invitational this season, Iowa will have two home games in the event before traveling to Las Vegas for two games. Possible first and second round opponents include Southeast Missouri State, Oakland University, Delaware State and Longwood University.

Kansas defeated eventual national champion Florida in the championship game of the tournament a year ago, while North Carolina and Louisville highlight the field this year.

Participating schools will each have their share of tickets available to sell after this season is completed. The general public will have a chance to purchase a limited number of tickets for the final rounds in Las Vegas beginning Saturday, Nov. 3 at 1 p.m. EST at the Orleans Arena. For ticket information, please contact the Orleans Arena at (702) 284-7777 or on the web at www.orleansarena.com.

NO THREE-POINTERS

Since the three-point shot became part of the college game, Iowa has played 14 games in which it has failed to make a three-point attempt. Iowa had made at least one three-point basket in 53 straight games before missing all five attempts in a 71-61 home win over Purdue in 2004. Iowa's current streak includes at least one three-point basket in 133 straight games.

Following is a list of games in which Iowa did not make a three-point basket (11-3 record). During the 1982-83 season, when the three-point shot was first added, the number of three-point attempts in some games is unavailable.

Date	Opponent	3-pt.	Result
1/7/04	Purdue	0-5	W, 71-61
2/13/02	Penn State	0-9	L, 65-71
12/8/92	Northern Iowa	0-5	W, 64-44
12/6/91	Army	0-8	W, 74-39
12/12/88	Jackson State	0-3	W, 86-71
12/19/87	Iowa State	0-7	L, 100-102
2/10/83	Purdue	0-1	W, 55-46
12/29/82	Seton Hall	0	W, 85-63
12/28/82	James Madison	0	W, 55-47
12/18/82	UCLA	0	L, 66-75
12/11/82	Southern Cal	0	W, 66-55
12/8/82	Marquette	0	W, 87-66
12/3/82	Navy	0	W, 76-65
11/27/82	Brigham Young	0	W, 91-80

POST-SEASON OPPONENTS

Iowa's 2007-08 schedule includes 15 games against teams that advanced to post-season play a year ago. Iowa will play 11 games against six Big Ten opponents that appeared in the 2007 NCAA Tournament, including two games with national runner-up Ohio State. The Hawkeyes have four games against teams that were in the NIT a year ago (Michigan twice, Bradley, Utah State).

IOWA VS. THE FIELD

Iowa posted a 6-10 record while playing 11 teams that advanced to post-season play last season. That included a 4-9 record against eight teams that competed in the NCAA Tournament and a 2-1 record against three teams that were in the NIT.

IOWA VS. RANKED TEAMS

These are Iowa's most recent wins vs. nationally ranked opponents:

At Home:	81-75 over 25th-ranked Indiana, 2/3/07
On the Road:	70-67 over 21st-ranked Indiana, 2/11/06
Neutral Court:	67-60 over 7th-ranked Ohio State, 3/12/06 In semi-finals of Big Ten Tournament

IOWA IN THE NCAA TOURNAMENT

Iowa made its 22nd appearance in the NCAA Tournament in 2006. Iowa earned the Big Ten Conference's automatic bid by virtue of claiming the league's tournament title.

The Hawkeyes hold an overall record of 27-24 in the tournament, advancing to the Final Four in 1955 (fourth), 1956 (second) and 1980 (fourth). Iowa reached the regional championship in 1987 and lost in the regional semi-final in 1988 and 1999.

IOWA INFORMATION ON THE WEB

Iowa basketball information is available on the University of Iowa's web site, hawkeyesports.com. Once you have entered the web site, you may obtain biographical information on Iowa players and coaches, game notes, game stories and box scores from all games throughout the season, plus team and individual cumulative stats and a pdf version of Iowa's History and Record book.

Members of the media who wish to have this information forwarded via e-mail throughout the season may do so by contacting the Iowa Sports Information office with your e-mail address.

IOWA PHOTOS AVAILABLE

Up-to-date head shots of all Iowa players and coaches are available on the internet at pics.hawkeyebasketball.com. Contact the Iowa Sports Information office if you are in need of additional photos.

HIGH SPEED CONNECTIONS

For members of the media who cover Iowa home games on a regular basis, high speed connections are available, at no charge, in the media seating area of Carver-Hawkeye Arena. You are asked to provide your own Ethernet cord. A limited number of phone lines are also available.

Media covering Iowa basketball on a regular basis should have their own telephone line installed.

COACH LICKLITER WITH THE MEDIA

Following is a list of dates for basketball news conferences with Todd Lickliter. The news conferences will be held at 2 p.m. in the Press Room at Carver-Hawkeye Arena.

Please note the press conferences on Jan. 7th and Jan. 14th will begin at 1 p.m. due to the holiday break schedule.

Selected players will be available for interviews following the sessions with Coach Lickliter. Following are the news conference dates:

January	Mon, 7th	Mon, 14th	Mon, 28th	
February	Mon, 4th	Wed, 13th	Mon, 18th	Mon, 25th
March	Mon, 3rd	Mon, 10th		

IN-SEASON TELE-CONFERENCES

Following is a list of tele-conference dates with Coach Todd Lickliter. Each call will begin at 10:30 a.m. CT.

Please note the tele-conferences on Jan. 11th and 18th will be held at 11 a.m. due to the winter break schedule.

Members of the media need to contact the UI Sports Information office for the dial in number and other details. Here are the tele-conference dates:

January	Fri, 11th	Fri, 18th	Fri, 25th	
February	Fri, 1st	Fri, 8th	Fri, 22nd	Fri, 29th

Coach Lickliter will also be available on the Big Ten tele-conference calls, which take place each Monday during the Big Ten season.

BIG TEN TELE-CONFERENCES

The Big Ten Conference office has scheduled tele-conferences with men's basketball coaches each week during the Big Ten portion of the 2007-08 season. The weekly calls begin Monday, Jan. 7 and run through March 10.

The tele-conferences are held each Monday from 9-11 a.m. CT. The calls will be available for play-back for 24 hours.

Contact the Big Ten office or the Iowa Sports Information office for the tele-conference and play-back phone numbers. Following is the coach's order of appearance:

9:00	Kelvin Sampson, Indiana	10:-00	Tom Izzo, Michigan State
9:10	Todd Lickliter, Iowa	10:10	Bo Ryan, Wisconsin
9:20	Tubby Smith, Minnesota	10:20	John Beilein, Michigan
9:30	Bill Carmody, Northwestern	10:30	Thad Matta, Ohio State
9:40	Ed DeChellis, Penn State	10:40	Bruce Weber, Illinois
9:50	Matt Painter, Purdue	10:50	Player of the Week

HIGHLIGHTS AND SOUND BITES ON SATELLITE

Sound bites with coaches and athletes from Iowa's winter sports teams are available each Wednesday throughout the winter.

The video sound bites are available from 3:30-3:45 p.m. CT and include all winter sports, including men's and women's basketball and wrestling. The satellite feeds will conclude on March 5. Contact the Iowa Sports Information office for coordinate information.

HALK TALK WITH TODD LICKLITER

Fans of the University of Iowa basketball program may join Iowa Coach Todd Lickliter and radio announcer Gary Dolphin each week during the season for the "Hawk Talk with Todd Lickliter" radio call-in show. The show takes place each week at Carlos O'Kelly's Mexican Café in Iowa City from 7 to 8:30 p.m. The dates are Jan. 7, 14, 21 and 28; Feb. 4, 11, 18 and 25; and Mar. 3 and 10.

HAWKEYES HOME FOR THE WEEKEND

Iowa returns home to host Michigan State Saturday, Jan 12 (7:35 p.m., BTN). The Hawkeyes host Purdue Jan. 16 (6:05 p.m. CT, BTN) and travel to Michigan Jan. 19 (6:05 p.m. CT, BTN).

Big Ten Standings and Results

	Big Ten Games			All Games		
	W	L	PCT	W	L	PCT
Wisconsin	2	0	1.000	12	2	.857
Ohio State	2	0	1.000	11	3	.786
Penn State	2	0	1.000	10	4	.714
Michigan State	1	0	.000	13	1	.929
Indiana	1	0	1.000	12	1	.923
Purdue	1	0	.000	10	4	.714
Minnesota	0	1	.000	10	3	.769
Illinois	0	2	.000	8	7	.533
Iowa	0	2	.000	7	8	.467
Northwestern	0	2	.000	5	6	.455
Michigan	0	2	.000	4	10	.286

Wednesday, January 2

Indiana at Iowa IND, 79-76
 Wisconsin at Michigan WIS, 70-54
 Penn State at Northwestern PSU, 79-68

Thursday, January 3

Ohio State at Illinois OSU, 74-58

Saturday, January 5

Iowa at Wisconsin WIS, 64-51
 Michigan at Purdue PUR, 65-58
 Minnesota at Michigan State MSU, 65-59

Sunday, January 6

Northwestern at Ohio State OSU, 62-51
 Penn State at Illinois PSU, 68-64

Tuesday, January 8

Indiana at Michigan
 Purdue at Michigan State

Wednesday, January 9

Iowa at Ohio State
 Northwestern at Minnesota

Thursday, January 10

Illinois at Wisconsin

Saturday, January 12

Michigan State at Iowa
 Minnesota at Penn State
 Ohio State at Purdue
 Michigan at Northwestern

Sunday, January 13

Illinois at Indiana

Tuesday, January 15

Ohio State at Michigan State
 Wisconsin at Penn State

Wednesday, January 16

Purdue at Iowa
 Michigan at Illinois

Thursday, January 17

Indiana at Minnesota

Saturday, January 19

Iowa at Michigan
 Illinois at Purdue
 Ohio State at Tennessee
 Northwestern at Wisconsin

Sunday, January 20

Penn State at Indiana
 Michigan State at Minnesota

Tuesday, January 22

Michigan at Wisconsin
 Illinois at Ohio State

Wednesday, January 23

Iowa at Indiana
 Purdue at Penn State

Thursday, January 24

Michigan State at Northwestern

Saturday, January 26

Penn State at Iowa
 Connecticut at Indiana
 Wisconsin at Purdue
 Minnesota at Ohio State

Sunday, January 27

Michigan at Michigan State
 Northwestern at Illinois

Tuesday, January 29

Ohio State at Penn State

Wednesday, January 30

Iowa at Purdue
 Illinois at Michigan State

Thursday, January 31

Minnesota at Michigan
 Indiana at Wisconsin

Saturday, February 2

Ohio State at Iowa
 Purdue at Illinois
 Michigan State at Penn State

Sunday, February 3

Northwestern at Indiana
 Wisconsin at Minnesota

Tuesday, February 5

Michigan at Ohio State
 Penn State at Purdue

Wednesday, February 6

Wisconsin at Iowa
 Minnesota at Northwestern

Thursday, February 7

Indiana at Illinois

Saturday, February 9

Iowa at Minnesota
 Penn State at Michigan
 Northwestern at Michigan State
 Purdue at Wisconsin

Sunday, February 10

Indiana at Ohio State

Tuesday, February 12

Michigan State at Purdue
 Illinois at Minnesota

Wednesday, February 13

Wisconsin at Indiana
 Ohio State at Northwestern

Thursday, February 14

Michigan at Iowa

Saturday, February 16

Minnesota at Wisconsin
 Purdue at Northwestern
 Illinois at Penn State
 Michigan State at Indiana

Sunday, February 17

Ohio State at Michigan

Tuesday, February 19

Northwestern at Iowa
 Purdue at Indiana

Wednesday, February 20

Penn State at Michigan State
 Wisconsin at Illinois

Thursday, February 21

Michigan at Minnesota

Saturday, February 23

Indiana at Northwestern

Sat.-Sun., Feb. 23-24

Wisconsin at Ohio State
 Illinois at Michigan
 Iowa at Michigan State

Sunday, February 24

Penn State at Minnesota

Tuesday, February 26

Ohio State at Indiana
 Northwestern at Michigan

Wednesday, February 27

Iowa at Penn State
 Minnesota at Purdue

Thursday, February 28

Michigan State at Wisconsin

Saturday, March 1

Michigan at Penn State
 Northwestern at Purdue

Sat.-Sun., March 1-2

Ohio State at Minnesota
 Illinois at Iowa
 Indiana at Michigan State

Tue.-Thu., March 4-6

Iowa at Northwestern
 Penn State at Wisconsin
 Minnesota at Indiana
 Purdue at Ohio State
 Michigan State at Illinois

Saturday, March 8

Minnesota at Illinois

Sat.-Sun., March 8-9


Purdue at Michigan
 Indiana at Penn State
 Wisconsin at Northwestern

Sunday, March 9

Michigan State at Ohio State

****4 -- J.R. Angle, Guard, 6-7, 200, Junior, Franklin, IN (Indian Creek HS)**

- Seven points, three rebounds and two assists at Wisconsin
- Five points, two rebounds and two assists against Indiana
- Career highs with 10 points, three steals and 23 minutes played in win over Southeastern Louisiana
- Three points against Drake
- Six points and four rebounds at Iowa State
- Three points and a career-high six rebounds in win at Northern Iowa
- Tied a career-high with eight points, four rebounds and career high three assists in win over Eastern Illinois
- Four points vs. Louisiana-Monroe
- Two points and three rebounds vs. Wake Forest
- Six points vs. Utah State
- Three points and three rebounds vs. Bradley
- Five points, three assists and two rebounds in Blowout
- Saw action in 28 of 31 games in 2007, with two starts



Angle, Game-by-Game

Opp.	S	FG	3-PT	FT	O-D-RE	PF	TP	A	T	B	S	M
Idaho State					DNP							
N. Colorado	N	0-2	0-2	0-0	0-0-0	0	0	0	0	0	0	1
FL Gulf Coast					DNP							
MD E. Shore	N	0-0	0-0	0-0	0-0-0	0	0	0	1	0	0	11
Bradley (n)	N	1-1	1-1	0-0	1-2-3	3	3	1	1	0	0	9
Utah St. (n)	N	2-4	2-2	0-1	1-0-1	0	6	0	0	0	0	8
Wake Forest	N	0-0	0-0	2-2	0-3-3	1	2	0	0	0	0	11
LA-Monroe	N	2-4	0-2	0-0	0-1-1	1	4	0	1	0	0	13
E. Illinois	N	2-5	2-4	2-3	2-2-4	2	8	3	2	0	0	19
at Northern IA	Y	1-3	1-3	0-0	1-5-6	1	3	0	3	0	1	21
at Iowa State	Y	2-5	2-4	0-2	0-4-4	4	6	1	0	0	0	25
Drake	N	1-1	1-1	0-0	0-0-0	1	3	0	0	0	0	6
SE Louisiana	N	3-7	3-7	1-2	0-0-0	1	10	2	0	1	3	23
Indiana	N	2-7	1-6	0-0	0-2-2	3	5	2	0	0	0	25
at Wisconsin	N	3-6	1-3	0-0	0-3-3	2	7	2	2	0	0	21
at Ohio State												
Mich. State												
Purdue												
at Michigan												
at Indiana												
Penn State												
at Purdue												
Ohio State												
Wisconsin												
at Minnesota												
Michigan												
Northwestern												
at Mich. State												
at Penn State												
Illinois												
at Northwestern												
Big Ten Tournament												

Career Bests


Points: 10 vs. Southeastern Louisiana, 12/29/07
 Rebounds: 5 vs. Texas-Pan American, 12/1/06
 FGM: 3, three times, last at Wisconsin, 1/5/08
 FGA: 7, twice, last vs. Indiana, 1/2/08
 FTM: 3 at Michigan State, 2/17/07
 FTA: 4 at Michigan State, 2/17/07
 Assists: 3 vs. Eastern Illinois, 12/1/07
 Steals: 3 vs. Southeastern Louisiana, 12/29/07
 Blocks: 1 vs. Southeastern Louisiana, 12/29/07
 Minutes: 23 vs. Southeastern Louisiana, 12/29/07

Career Statistics

YEAR	G/GS	FG-A	PCT	3-PT	PCT	FT-A	PCT	O-D-RB	AVG	PF-DI	AS	TO	BK	ST	PTS	AVG
Fresh.	11/0	4-11	.364	2-5	.400	0-0	.000	1-5-6	0.5	2-0	1	6	0	0	10	0.9
Soph.	28/2	17-36	.472	4-9	.444	9-10	.900	9-19-28	1.0	31-0	9	9	0	5	47	1.7
Jun.	13/2	19-45	.422	14-35	.400	5-10	.500	5-22-27	2.1	19-0	11	10	1	4	57	4.4
Career	52/4	40-92	.435	20-49	.408	14-20	.700	15-46-61	1.2	52-0	21	25	1	9	114	2.2

15 -- Dan Bohall, Guard, 6-4, 193, Sophomore, Sioux City, IA (East HS)

- Five points vs. Louisiana-Monroe
- Five assists vs. Bradley
- 10 points, two rebounds and five assists in win over Maryland Eastern Shore
- Eight points and four rebounds in win over Florida Gulf Coast
- Career-highs with 14 points and six rebounds in win over Northern Colorado
- Six assists, five points and three rebounds in win over Idaho State in first career start
- Five points and three rebounds in exhibition win over Simpson College
- Nine points, four rebounds and three steals in Blowout
- Co-winner of 2007 Most Improved Award
- Played in 11 games in 2007, averaging 0.4 points and 0.1 rebounds



Bohall, Game-by-Game

Opp.	S	FG	3-PT	FT	O-D-RE	PF	TP	A	T	B	S	M
Idaho State	Y	2-8	1-5	0-0	1-2-3	3	5	6	5	0	0	32
N. Colorado	Y	3-6	1-3	7-8	0-6-6	3	14	1	2	0	0	26
FL Gulf Coast	Y	2-7	1-5	3-4	0-4-4	2	8	4	3	0	2	32
MD E. Shore	Y	2-6	0-3	6-6	1-1-2	0	10	5	0	0	0	30
Bradley (n)	Y	0-2	0-1	0-0	0-1-1	0	0	5	3	0	0	15
Utah St. (n)	Y	1-3	0-2	0-2	1-1-2	3	2	1	1	0	0	17
Wake Forest	Y	0-1	0-1	0-0	0-0-0	3	0	0	1	0	0	10
LA-Monroe	N	2-3	1-2	0-0	0-0-0	4	5	1	3	0	0	12
E. Illinois	N	0-0	0-0	0-0	0-0-0	1	0	1	0	0	0	4
at Northern IA												DNP
at Iowa State												DNP
Drake												DNP
SE Louisiana												DNP
Indiana												DNP
at Wisconsin												DNP
at Ohio State												DNP
Mich. State												DNP
Purdue												DNP
at Michigan												DNP
at Indiana												DNP
Penn State												DNP
at Purdue												DNP
Ohio State												DNP
Wisconsin												DNP
at Minnesota												DNP
Michigan												DNP
Northwestern												DNP
at Mich. State												DNP
at Penn State												DNP
Illinois												DNP
at Northwestern												DNP
Big Ten Tournament												DNP

Career Bests

Points: 14 vs. Northern Colorado, 11/14/07
Rebounds: 6 vs. Northern Colorado, 11/14/07
FGM: 3 vs. Northern Colorado, 11/14/07
FGA: 8 vs. Idaho State, 11/9/07
FTM: 7 vs. Northern Colorado, 11/14/07
FTA: 8 vs. Northern Colorado, 11/14/07
Assists: 6 vs. Idaho State, 11/9/07
Steals: 2 vs. Florida Gulf Coast, 11/18/07
Blocks:
Minutes: 32, twice, last vs. Florida Gulf Coast, 11/18/07

Career Statistics

YEAR	G/GS	FG-A	PCT	3-PT	PCT	FT-A	PCT	O-D-RB	AVG	PF-DI	AS	TO	BK	ST	PTS	AVG
Fresh.	11/0	0-6	.000	0-1	.000	4-10	.400	0-1-1	0.1	3-0	0	1	0	2	4	0.4
Soph.	9/7	12-36	.333	4-22	.182	16-20	.800	3-15-18	2.0	19-0	24	18	0	2	44	4.9
Career	20/7	12-42	.286	4-23	.174	20-30	.667	3-16-19	1.0	22-0	24	19	0	4	48	2.4

50 - - Jarryd Cole, Forward, 6-7, 250, Freshman, Kansas City, MO (Winnetonka HS)

- Will miss the remainder of the 2007-08 season after suffering torn left ACL in win over SE Louisiana
- Four points (2-2 FG's) and for rebounds before suffering injury in win against Southeastern Louisiana
- 12 points (6-6 FG's) and five rebounds against Drake
- Career-highs with 15 points, nine rebounds and 35 minutes played at Iowa State
- Two points and five rebounds in win at Northern Iowa
- 10 points (4-5 FG's) and four rebounds in win over Eastern Illinois
- Four points and seven rebounds while playing 35 minutes vs. Louisiana-Monroe in first start of career
- 14 points and seven rebounds vs. Wake Forest
- 10 points and six rebounds vs. Utah State
- Six points and seven rebounds in win over Maryland Eastern Shore
- Seven points, four rebounds and three steals in win over Florida Gulf Coast
- Five points and four rebounds in exhibition win over Simpson College



Cole, Game-by-Game

Opp.	S	FG	3-PT	FT	O-D-RE	PF	TP	A	T	B	S	M
Idaho State	N	1-1	0-0	0-1	1-0-1	3	2	0	0	0	1	14
N. Colorado	N	0-0	0-0	0-0	0-1-1	3	0	1	2	0	0	11
FL Gulf Coast	N	2-4	0-0	3-8	2-2-4	2	7	0	1	0	3	18
MD E. Shore	N	2-3	0-0	2-3	1-6-7	1	6	0	1	0	0	21
Bradley (n)	N	0-0	0-0	0-0	0-2-2	4	0	0	0	0	0	9
Utah St. (n)	N	3-7	0-1	4-4	2-4-6	2	10	1	0	1	0	25
Wake Forest	N	7-10	0-0	0-1	3-4-7	4	14	0	3	0	1	33
LA-Monroe	Y	1-3	0-0	2-5	2-5-7	4	4	1	5	0	1	35
E. Illinois	Y	4-5	0-0	2-3	3-1-4	3	10	0	2	0	0	29
at Northern IA	Y	1-3	0-0	0-0	3-2-5	5	2	0	2	1	0	19
at Iowa State	Y	7-10	0-0	1-4	7-2-9	2	15	0	1	0	0	35
Drake	Y	6-6	0-0	0-0	2-3-5	3	12	0	4	0	0	32
SE Louisiana	Y	2-2	0-0	0-2	0-4-4	1	4	0	2	0	1	21
Indiana												INJ
at Wisconsin												INJ
at Ohio State												
Mich. State												
Purdue												
at Michigan												
at Indiana												
Penn State												
at Purdue												
Ohio State												
Wisconsin												
at Minnesota												
Michigan												
Northwestern												
at Mich. State												
at Penn State												
Illinois												
at Northwestern												
Big Ten Tournament												

Career Bests

- Points:** 15 at Iowa State, 12/8/07
- Rebounds:** 9 at Iowa State, 12/8/07
- FGM:** 7, twice, last at Iowa State, 12/8/07
- FGA:** 10, twice, last at Iowa State, 12/8/07
- FTM:** 4 vs. Utah State, 11/24/07
- FTA:** 8 vs. Florida Gulf Coast, 11/18/07
- Assists:** 1, three times, last vs. Louisiana-Monroe, 11/30/07
- Steals:** 3 vs. Florida Gulf Coast, 11/18/07
- Blocks:** 1 vs. Northern Iowa, 12/5/07
- Minutes:** 35, twice, last at Iowa State, 12/8/07

Career Statistics

YEAR	G/GS	FG-A	PCT	3-PT	PCT	FT-A	PCT	O-D-RB	AVG	PF-DI	AS	TO	BK	ST	PTS	AVG
Fresh.	13/6	36-54	.667	0-1	.000	14-31	.452	26-36-62	4.8	37-1	3	23	2	7	86	6.6

****11 - - Tony Freeman, Guard, 6-1, 190, Junior, Maywood, IL (St. Joseph's HS)**

- Eight points, three rebounds and three assists at Wisconsin
- 12 points and nine assists in a career-high 39 minutes played against Indiana
- 15 points, seven rebounds, four assists and three steals in win over Southeastern Louisiana
- Returned to action against Drake, scoring nine points and grabbing two rebounds
- Did not play at Iowa State due to soreness in left foot
- 15 points (5-7 FG's, 3-3 3pt FG's, 2-2 FT's) and three assists in first action of the 2007-08 season at Northern Iowa
- Suffered a fracture to the fifth metatarsal in his left foot against Simpson College and will miss four to six weeks
- Four points in exhibition win over Simpson College before injury
- 18 points and five assists in Blowout
- Earned 2007 Academic Recognition Award



Freeman, Game-by-Game

Opp.	S	FG	3-PT	FT	O-D-RE	PF	TP	A	T	B	S	M
Idaho State					INJ							
N. Colorado					INJ							
FL Gulf Coast					INJ							
MD E. Shore					INJ							
Bradley (n)					INJ							
Utah St. (n)					INJ							
Wake Forest					INJ							
LA-Monroe					INJ							
E. Illinois					INJ							
at Northern IAN		5-7	3-3	2-2	0-1-1	0	15	3	3	0	0	24
at Iowa State					INJ							
Drake	N	3-14	3-7	0-0	1-1-2	2	9	0	2	0	0	22
SE Louisiana	N	3-8	2-5	7-11	2-5-7	2	15	4	1	0	3	34
Indiana	Y	3-14	2-6	4-8	1-0-1	5	12	9	5	0	0	39
at Wisconsin	N	3-7	1-5	1-3	0-3-3	2	8	3	3	0	0	28
at Ohio State												
Mich. State												
Purdue												
at Michigan												
at Indiana												
Penn State												
at Purdue												
Ohio State												
Wisconsin												
at Minnesota												
Michigan												
Northwestern												
at Mich. State												
at Penn State												
Illinois												
at Northwestern												
Big Ten Tournament												

Career Bests

Points: 16 vs. Alabama, 11/19/06
Rebounds: 9 vs. Minnesota, 1/13/07
FGM: 6 vs. Alabama, 11/19/06
FGA: 14, twice, last vs. Indiana, 1/2/08
FTM: 8 vs. Purdue, 2/21/07
FTA: 12 vs Purdue, 2/21/07
Assists: 11 vs. The Citadel, 11/13/06
Steals: 3, four times, last vs. SE Louisiana, 12/29/07
Blocks: 1 vs. Purdue, 3/9/07
Minutes: 39 vs. Indiana, 1/2/08

Career Statistics

YEAR	G/GS	FG-A	PCT	3-PT	PCT	FT-A	PCT	O-D-RB	AVG	PF-DI	AS	TO	BK	ST	PTS	AVG
Fresh.	33/4	40-118	.339	21-69	.304	10-16	.625	8-34-42	1.3	42-1	53	55	0	19	111	3.4
Soph.	31/17	76-189	.402	35-99	.354	46-66	.697	14-76-90	2.9	45-0	116	69	1	33	233	7.5
Jun.	5/2	17-50	.340	11-26	.423	14-24	.583	4-10-14	2.8	11-1	19	14	0	3	59	11.8
Career	69/23	133-357	.373	67-194	.345	70-106	.660	26-120-146	2.1	98-2	188	138	1	55	403	5.8

*****53 - - Seth Gorney, Center, 7-0, 245, Senior, Vandalia, OH (Butler HS)**

- Five rebounds at Wisconsin
- Seven points, 10 rebounds and tied a career-high with three assists against Indiana
- Two points and five rebounds in win at Northern Iowa
- Four points and four rebounds vs. Louisiana-Monroe
- Eight points (3-4 FG's, 2-2 FT's) vs. Utah State
- Six points, five rebounds and three assists vs. Bradley
- Four points and six rebounds in win over Maryland Eastern Shore
- Career-high 11 rebounds in win over Florida Gulf Coast
- Eight points and four rebounds in win over Northern Colorado
- Three points and three rebounds in win over Idaho State
- Seven rebounds in exhibition win over Simpson College
- Eight points and three rebounds in Blowout
- Played in all 31 games in 2007, with 17 starts
- Averaged 5.5 points and 3.8 rebounds, shooting .575 from the field



Gorney, Game-by-Game

Opp.	S	FG	3-PT	FT	O-D-RE	PF	TP	A	T	B	S	M
Idaho State	Y	1-3	0-0	1-2	0-3-3	3	3	0	1	0	0	18
N. Colorado	Y	4-7	0-0	0-0	1-3-4	1	8	0	2	0	0	22
FL Gulf Coast	Y	1-4	0-0	0-0	2-9-11	1	2	1	0	0	0	22
MD E. Shore	Y	1-3	0-0	2-2	1-5-6	0	4	0	0	0	1	17
Bradley (n)	Y	3-4	0-0	0-0	1-4-5	2	6	3	2	1	0	29
Utah St. (n)	Y	3-4	0-0	2-2	0-2-2	0	8	0	0	0	0	18
Wake Forest	Y	0-0	0-0	0-0	0-0-0	0	0	0	1	0	0	10
LA-Monroe	N	1-3	0-0	2-3	3-1-4	2	4	1	0	0	0	13
E. Illinois	N	0-1	0-0	0-0	0-0-0	1	0	0	0	0	0	10
at Northern IAN	N	1-2	0-1	0-0	0-5-5	2	2	1	1	1	0	20
at Iowa State	N	0-5	0-1	0-0	1-0-1	1	0	0	0	1	0	13
Drake	Y	1-3	0-0	0-0	0-2-2	1	2	1	2	0	0	13
SE Louisiana	N	0-1	0-0	0-0	0-1-1	0	0	0	0	0	0	11
Indiana	Y	2-6	0-0	3-4	3-7-10	4	7	3	1	1	0	30
at Wisconsin	Y	0-3	0-0	0-0	1-4-5	3	0	1	1	1	1	26
at Ohio State												
Mich. State												
Purdue												
at Michigan												
at Indiana												
Penn State												
at Purdue												
Ohio State												
Wisconsin												
at Minnesota												
Michigan												
Northwestern												
at Mich. State												
at Penn State												
Illinois												
at Northwestern												
Big Ten Tournament												

Career Bests


- Points:** 12 at Indiana, 1/16/07
Rebounds: 11 vs. Florida Gulf Coast, 11/18/07
FGM: 5, three times, last at Indiana, 1/16/07
FGA: 13 vs. Northern Iowa, 12/5/06
FTM: 3 vs. Indiana, 1/2/08
FTA: 4 vs. Indiana, 1/2/08
Assists: 3, twice, last vs. Indiana, 1/2/08
Steals: 3 vs. The Citadel, 11/13/06
Blocks: 2 at Michigan, 1/31/07
Minutes: 30, twice, last vs. Indiana, 1/2/08

Career Statistics

YEAR	G/GS	FG-A	PCT	3-PT	PCT	FT-A	PCT	O-D-RB	AVG	PF-DI	AS	TO	BK	ST	PTS	AVG
Fresh.	21/0	5-7	.714	0-0	.000	4-7	.571	8-14-22	1.0	15-0	3	5	1	5	14	0.7
Soph.	22/0	13-21	.619	0-0	.000	1-2	.500	5-17-22	1.0	13-0	3	5	2	1	27	1.2
Jun.	31/17	77-134	.575	0-2	.000	16-22	.727	43-75-118	3.8	72-0	15	22	7	14	170	5.5
Sen.	15/10	18-49	.367	0-2	.000	10-13	.769	13-46-59	3.9	21-0	11	11	5	2	46	3.1
Career	89/27	113-211	.536	0-4	.000	31-44	.705	69-152-221	2.5	121-0	32	43	15	22	257	2.9

**24 - - Justin Johnson, Guard, 6-6, 190, Senior, Tyler, TX (Tyler CC)*

- 13 points (3-5 3 PT FG's) and four rebounds at Wisconsin
- Career-high 29 points (10-15 FG's, 8-13 3 PT FG's), six rebounds, three assists and tied a career-high with three blocks against Indiana
- 10 points, four rebounds, four assists and two steals in win over Southeastern Louisiana
- Eight points, four rebounds and three assists against Drake
- Nine points and five rebounds at Iowa State
- 13 points and four rebounds in win at Northern Iowa
- Named to Hawkeye Challenge all-tournament team
- 25 points (7-10 3pt FG's) in win over Eastern Illinois
- First career double-double with 26 points and 10 rebounds vs. Louisiana-Monroe
- Eight points, seven rebounds and two assists vs. Wake Forest
- Named to all-tournament team at South Padre Island Inv.
- 14 points and two steals vs. Utah State
- 16 points and five rebounds vs. Bradley
- 19 points and three rebounds in win over MD Eastern Shore
- 19 points, seven rebounds and three assists vs. Fla. Gulf Coast
- Career-high 21 points in win over Idaho State, along with four rebounds and two blocked shots
- Eight treys vs. Indiana ranks as second best single-game total at Iowa
- 16 points and five rebounds in exhibition win over Simpson
- 17 points, five steals and two assists in Blowout
- Played in all 31 games in 2007, with seven starts, averaging 5.4 points and 2.3 rebounds



Johnson, Game-by-Game

Opp.	S	FG	3-PT	FT	O-D-RE	PF	TP	A	T	B	S	M
Idaho State	Y	7-14	7-12	0-0	0-4-4	2	21	1	3	2	1	35
N. Colorado	Y	1-5	1-3	0-0	0-3-3	0	3	4	3	1	0	34
FL Gulf Coast	Y	7-17	2-9	3-5	3-4-7	1	19	3	4	1	3	36
MD E. Shore	Y	5-13	4-12	5-7	1-2-3	3	19	1	1	2	1	36
Bradley (n)	Y	6-12	4-9	0-1	1-4-5	0	16	1	2	0	1	37
Utah St. (n)	Y	5-16	2-11	2-2	0-1-1	1	14	1	0	0	2	34
Wake Forest	Y	3-15	0-5	2-3	3-4-7	4	8	2	3	0	0	32
LA-Monroe	Y	8-18	6-15	4-7	2-8-10	1	26	1	3	0	0	42
E. Illinois	Y	9-13	7-10	0-0	1-4-5	1	25	1	1	0	1	35
at Northern IA	Y	5-10	3-5	0-0	2-2-4	1	13	2	5	0	1	38
at Iowa State	Y	3-15	3-12	0-0	1-4-5	3	9	0	3	0	0	34
Drake	Y	3-9	2-8	0-0	1-3-4	3	8	3	3	2	0	36
SE Louisiana	Y	3-10	2-7	2-2	1-3-4	4	10	4	1	1	2	35
Indiana	Y	10-15	8-13	1-1	1-5-6	2	29	3	2	3	1	37
at Wisconsin	Y	4-8	3-5	2-2	1-3-4	5	13	0	1	0	0	31
at Ohio State												
Mich. State												
Purdue												
at Michigan												
at Indiana												
Penn State												
at Purdue												
Ohio State												
Wisconsin												
at Minnesota												
Michigan												
Northwestern												
at Mich. State												
at Penn State												
Illinois												
at Northwestern												
Big Ten Tournament												

Career Bests


Points: 29 vs. Indiana, 1/2/08
Rebounds: 10 vs. Louisiana-Monroe, 11/30/07
FGM: 10 vs. Indiana, 1/2/08
FGA: 18 vs. Louisiana-Monroe, 11/30/07
FTM: 6 vs. Texas Southern, 12/23/06
FTA: 7, twice, last vs. Louisiana-Monroe, 11/30/07
Assists: 4, five times, last vs. SE Louisiana, 12/29/07
Steals: 3 vs. Florida Gulf Coast, 11/18/07
Blocks: 3, twice, last vs. Indiana, 1/2/08
Minutes: 42 vs. Louisiana-Monroe, 11/30/07

Career Statistics

YEAR	G/GS	FG-A	PCT	3-PT	PCT	FT-A	PCT	O-D-RB	AVG	PF-DI	AS	TO	BK	ST	PTS	AVG
Jun.	31/7	54-140	.386	45-99	.455	15-21	.714	17-53-70	2.3	35-0	33	31	13	11	168	5.4
Sen.	15/15	79-190	.416	54-136	.397	21-30	.700	18-54-72	4.8	31-1	27	35	12	13	233	15.5
Career	46/22	133-330	.403	99-235	.421	36-51	.706	35-107-142	3.1	66-1	60	66	25	24	401	8.7

32 -- Jake Kelly, Guard, 6-6, 180, Freshman, Carmel, IN (Carmel HS)

- Three points and three assists at Wisconsin
- Played five minutes against Indiana before suffering sprained ankle
- Six points, three assists and two steals in win over Southeastern Louisiana
- Eight points against Drake
- 13 points (4-4 FT's), tied a career-high with five rebounds and five assists at Iowa State
- Career-high 19 points (4-4 FT's) along with three rebounds and two steals in win at Northern Iowa
- Three points, two rebounds and four assists in win over Eastern Illinois
- Career-high six assists vs. Louisiana-Monroe
- Nine points, two points and two assists vs. Wake Forest
- Eight points, three rebounds and two assists vs. Utah State
- 11 points, four rebounds and three assists vs. Bradley
- Eight points, five rebounds, three assists, three steals and two blocks in win over Maryland Eastern Shore
- 10 points in exhibition win over Simpson College
- Seven assists, six rebounds and four points in Blowout
- Averaged 13.7 points and 2.9 rebounds in 21 games as a senior, helping team post 14-7 overall record



Kelly, Game-by-Game

Opp.	S	FG	3-PT	FT	O-D-RE	PF	TP	A	T	B	S	M
Idaho State	N	2-4	0-1	0-1	0-4-4	2	4	1	1	0	0	15
N. Colorado	N	1-6	0-1	1-2	0-0-0	1	3	0	1	0	2	23
FL Gulf Coast	N	1-2	1-1	0-0	0-2-2	1	3	1	1	0	0	18
MD E. Shore	N	2-6	1-1	3-4	2-3-5	3	8	3	4	2	3	20
Bradley (n)	N	4-7	2-3	1-2	1-3-4	1	11	3	1	0	2	22
Utah St. (n)	N	2-4	1-2	3-3	1-2-3	4	8	2	3	0	0	34
Wake Forest	N	4-8	1-4	0-0	0-2-2	5	9	2	1	0	0	27
LA-Monroe	Y	1-4	0-0	0-0	1-1-2	5	2	6	4	0	1	32
E. Illinois	Y	1-9	1-4	0-0	0-2-2	1	3	4	3	0	0	27
at Northern IA	Y	6-13	3-5	4-4	1-2-3	2	19	1	1	0	2	38
at Iowa State	Y	4-9	1-2	4-4	0-5-5	4	13	5	3	0	0	35
Drake	Y	3-6	2-2	0-0	1-0-1	4	8	1	0	1	0	29
SE Louisiana	Y	1-7	0-1	4-6	0-1-1	2	6	3	1	0	2	37
Indiana	Y	0-0	0-0	0-0	0-1-1	0	0	0	0	0	0	5
at Wisconsin	Y	1-3	1-1	0-0	0-1-1	5	3	3	0	0	0	27
at Ohio State												
Mich. State												
Purdue												
at Michigan												
at Indiana												
Penn State												
at Purdue												
Ohio State												
Wisconsin												
at Minnesota												
Michigan												
Northwestern												
at Mich. State												
at Penn State												
Illinois												
at Northwestern												
Big Ten Tournament												

Career Bests

- Points:** 19 vs. Northern Iowa, 12/5/07
Rebounds: 5, twice, last at Iowa State, 12/8/07
FGM: 6 vs. Northern Iowa, 12/5/07
FGA: 13 vs. Northern Iowa, 12/5/07
FTM: 4, twice, last at Iowa State, 12/8/07
FTA: 4, twice, last at Iowa State, 12/8/07
Assists: 6 vs. Louisiana-Monroe, 11/30/07
Steals: 3 vs. Maryland Eastern Shore, 11/20/07
Blocks: 2 vs. Maryland Eastern Shore, 11/20/07
Minutes: 38 vs. Northern Iowa, 12/5/07

Career Statistics

YEAR	G/GS	FG-A	PCT	3-PT	PCT	FT-A	PCT	O-D-RB	AVG	PF-DI	AS	TO	BK	ST	PTS	AVG
Fresh.	15/8	33-88	.375	14-28	.500	20-26	.769	7-29-36	2.4	40-3	35	24	3	12	100	6.7

**52 - - Kurt Looby, Forward/Center, 6-10, 210, Senior, St. John's, Antigua (Tyler, TX CC)*

- Four points and two rebounds at Wisconsin
- Nine points, four rebounds and two blocks against Indiana
- Two points, seven rebounds, career-high three assists and two steals against Drake
- Seven rebounds in win at Northern Iowa
- Six points (3-3 FG's), eight rebounds and two steals in win over Eastern Illinois
- Nine points (4-4 FG's) and 12 rebounds (six offensive) vs. Louisiana-Monroe
- 10 rebounds and three blocks vs. Wake Forest
- 10 points, eight rebounds and two blocks vs. Utah State
- 12 points and eight rebounds vs. Bradley
- Seven points, five rebounds and tied a career-high with five blocks in win over Maryland Eastern Shore
- Eight points and five rebounds in win over Florida Gulf Coast
- Eight points and five rebounds in win over Florida Gulf Coast
- Four points, seven rebounds, four blocks and career-high four steals in win over Northern Colorado
- 10 rebounds, six points and two blocked shots in win over Idaho State
- 12 points, nine rebounds and two blocks shots in Blowout
- Ranks eighth in single-season blocked shots with 53 in 2007



Looby, Game-by-Game

Opp.	S	FG	3-PT	FT	O-D-RE	PF	TP	A	T	B	S	M
Idaho State	Y	3-5	0-0	0-1	4-6-10	2	6	0	3	2	0	30
N. Colorado	Y	1-1	0-0	2-2	1-6-7	2	4	2	2	4	4	28
FL Gulf Coast	Y	4-5	0-0	0-0	1-4-5	2	8	0	1	1	0	24
MD E. Shore	Y	3-3	0-0	1-2	0-5-5	0	7	0	2	5	0	24
Bradley (n)	Y	5-8	0-0	2-4	5-3-8	1	12	1	1	1	0	27
Utah St. (n)	Y	5-6	0-0	0-0	3-5-8	2	10	2	0	2	1	33
Wake Forest	Y	0-1	0-0	0-1	2-8-10	1	0	0	3	3	1	16
LA-Monroe	Y	4-4	0-0	1-4	6-6-12	2	9	1	3	0	1	29
E. Illinois	Y	3-3	0-0	0-0	1-7-8	5	6	1	2	1	2	25
at Northern IA	Y	0-1	0-0	0-0	3-4-7	3	0	1	1	0	0	19
at Iowa State	Y	0-1	0-0	0-0	1-3-4	3	0	0	0	0	1	17
Drake	N	1-5	0-0	0-0	1-6-7	2	2	3	0	0	2	24
SE Louisiana	Y	1-2	0-0	0-0	0-1-1	1	2	0	2	2	0	9
Indiana	N	3-4	0-0	3-5	0-4-4	1	9	0	1	2	0	10
at Wisconsin												
at Ohio State												
Mich. State												
Purdue												
at Michigan												
at Indiana												
Penn State												
at Purdue												
Ohio State												
Wisconsin												
at Minnesota												
Michigan												
Northwestern												
at Mich. State												
at Penn State												
Illinois												
at Northwestern												
Big Ten Tournament												

Career Bests


- Points:** 13, twice, last vs. Villanova, 11/20/06
Rebounds: 14 vs. The Citadel, 11/13/06
FGM: 5, three times, last vs. Utah State, 11/24/07
FGA: 9 vs. Toledo, 11/17/06
FTM: 7 vs. Villanova, 11/20/06
FTA: 8 vs. Villanova, 11/20/06
Assists: 3 vs. Drake, 12/14/07
Steals: 4 vs. Northern Colorado, 11/14/07
Blocks: 5, four times, last vs. Maryland Eastern Shore, 11/20/07
Minutes: 33 vs. Utah State, 11/24/07

Career Statistics

YEAR	G/GS	FG-A	PCT	3-PT	PCT	FT-A	PCT	O-D-RB	AVG	PF-DI	AS	TO	BK	ST	PTS	AVG
Jun.	31/19	45-84	.536	0-0	.000	28-48	.583	56-87-143	4.6	98-5	13	19	53	19	118	3.8
Sen.	15/12	35-52	.673	0-0	.000	9-20	.450	30-68-98	6.5	29-1	11	21	25	11	79	5.3
Career	46/31	80-136	.588	0-0	.000	37-68	.544	86-155-241	5.2	127-6	24	40	78	30	197	4.3

2 - - David Palmer, Center, 6-9, 240, Sophomore, Antioch, TN (Oak Hill Academy)

- Two rebounds against Indiana
- Three points in win over Eastern Illinois
- Seven points vs. Wake Forest
- Three points vs. Bradley
- Three rebounds in exhibition win over Simpson College
- Eight rebounds and two assists in Blow-out
- Sat out 2006-07 season as a redshirt after transferring from Seton Hall
- Six rebounds, two points and two blocked shots in Black and Gold Blowout
- Played his freshman season at Seton Hall, seeing action in 27 games



Palmer, Game-by-Game

Opp.	S	FG	3-PT	FT	O-D-RE	PF	TP	A	T	B	S	M
Idaho State					DNP							
N. Colorado	N	0-0	0-0	0-0	0-0-0	1	0	0	1	0	0	1
FL Gulf Coast					DNP							
MD E. Shore	N	0-0	0-0	0-0	1-0-1	0	0	0	0	0	0	5
Bradley (n)	N	1-3	1-2	0-0	0-0-0	1	3	0	1	0	0	7
Utah St. (n)	N	0-1	0-0	0-0	0-0-0	1	0	0	0	0	0	4
Wake Forest	N	2-3	1-1	2-4	1-0-1	1	7	0	1	0	1	6
LA-Monroe	N	0-0	0-0	0-0	0-0-0	0	0	0	0	0	0	3
E. Illinois	N	1-4	0-1	1-1	0-1-1	0	3	0	0	0	1	6
at Northern IAN	N	0-0	0-0	0-0	0-0-0	1	0	0	0	0	0	1
at Iowa State	N	0-1	0-1	0-0	0-0-0	2	0	0	1	0	0	1
Drake	N	0-0	0-0	0-0	0-1-1	1	0	0	1	0	0	3
SE Louisiana	N	0-1	0-0	0-0	0-1-1	1	0	0	1	0	0	4
Indiana	N	0-0	0-0	0-0	0-2-2	3	0	0	0	0	0	1
at Wisconsin					DNP							
at Ohio State												
Mich. State												
Purdue												
at Michigan												
at Indiana												
Penn State												
at Purdue												
Ohio State												
Wisconsin												
at Minnesota												
Michigan												
Northwestern												
at Mich. State												
at Penn State												
Illinois												
at Northwestern												
Big Ten Tournament												

Career Bests

Points: 11 vs. Morgan State, 12/29/05
Rebounds: 7 vs. Morgan State, 12/29/05
FGM: 5 vs. Morgan State, 12/29/05
FGA: 10 vs. Monmouth, 12/8/05
FTM: 2, three times, last vs. Wake Forest, 11/26/07
FTA: 4, twice, last vs. Wake Forest, 11/26/07
Assists: 1, three times, last vs. South Florida, 2/8/06
Steals: 1, seven times, last vs. Eastern Illinois, 12/1/07
Blocks: 1, three times, last vs. South Florida, 1/20/06
Minutes: 21 vs. Monmouth, 12/8/05


Career Statistics

YEAR	G/GS	FG-A	PCT	3-PT	PCT	FT-A	PCT	O-D-RB	AVG	PF-DI	AS	TO	BK	ST	PTS	AVG
*Fresh.	27/0	35-77	.455	0-1	.000	10-17	.588	25-28-53	2.0	52-0	3	10	5	5	80	3.0
Soph.	12/0	4-13	.308	2-5	.400	3-5	.600	2-5-7	0.6	12-0	0	6	0	2	13	1.1
Career	39/0	39-90	.433	2-6	.333	13-22	.591	27-33-60	1.5	64-0	3	16	5	7	93	2.4

* - 2005-06 at Seton Hall

30 - - Jeff Peterson, Guard, 6-0, 185, Freshman, Hyattsville, MD (DeMatha Catholic HS)

- Eight points, two rebounds and two assists at Wisconsin
- Six points, two rebounds and four assists against Indiana
- Seven points, tied a career-high with five rebounds and five assists against Drake
- Four points and tied career-highs with five rebounds and two steals at Iowa State
- Did not play at Northern Iowa due to death in the family
- Nine points, career-high five rebounds and three assists vs. Louisiana-Monroe
- Five points, three rebounds and seven assists vs. Wake Forest
- Four points and five assists vs. Utah State
- Nine points and four assists in win over Florida Gulf Coast
- Career-high 20 points, two rebounds, two assists and two steals in win over Northern Colorado
- 12 points, nine assists, four rebounds and two steals in in over Idaho State in first college game
- 11 points, four rebounds and four assists in Blowout
- Averaged 13.9 points, 7.7 assists, 3.4 rebounds and 1.8 steals per game as a senior, shooting 43% from three-point range and 79% from the free throw line



Peterson, Game-by-Game

Opp.	S	FG	3-PT	FT	O-D-RE	PF	TP	A	T	B	S	M
Idaho State	Y	3-9	2-3	4-4	0-4-4	0	12	9	0	0	2	38
N. Colorado	Y	7-10	1-2	5-9	0-2-2	3	20	2	6	0	2	36
FL Gulf Coast	Y	7-17	2-9	3-5	3-4-7	1	19	3	4	1	3	36
MD E. Shore	Y	0-3	0-0	2-2	0-1-1	5	2	1	2	0	0	23
Bradley (n)	Y	2-10	1-5	0-0	0-0-0	2	5	3	4	0	0	40
Utah St. (n)	Y	1-6	0-2	2-2	1-0-1	5	4	5	3	0	0	26
Wake Forest	Y	2-9	0-4	1-7	0-3-3	3	5	7	7	0	1	40
LA-Monroe	Y	2-6	2-3	3-4	1-4-5	3	9	3	8	0	1	38
E. Illinois	Y	1-6	0-3	0-0	0-2-2	0	2	2	3	0	1	36
at Northern IA					DNP							
at Iowa State	N	2-10	0-1	0-0	1-4-5	2	4	2	3	0	2	32
Drake	Y	3-6	1-3	0-0	1-4-5	4	7	5	3	0	1	31
SE Louisiana	Y	0-2	0-1	0-0	0-1-1	1	0	0	2	0	1	12
Indiana	N	2-9	0-2	2-2	0-2-2	3	6	4	2	0	1	33
at Wisconsin	N	3-7	0-3	2-3	0-2-2	4	8	2	5	0	1	25
at Ohio State												
Mich. State												
Purdue												
at Michigan												
at Indiana												
Penn State												
at Purdue												
Ohio State												
Wisconsin												
at Minnesota												
Michigan												
Northwestern												
at Mich. State												
at Penn State												
Illinois												
at Northwestern												
Big Ten Tournament												

Career Bests


- Points:** 20 vs. Northern Colorado, 11/14/07
Rebounds: 5, three times, last vs. Drake, 12/14/07
FGM: 7 vs. Northern Colorado, 11/14/07
FGA: 10, twice, last vs. Bradley, 11/23/07
FTM: 4 vs. Northern Colorado, 11/14/07
FTA: 9 vs. Northern Colorado, 11/14/07
Assists: 9 vs. Idaho State, 11/9/07
Steals: 2, three times, last at Iowa State, 12/8/07
Blocks:
Minutes: 40, twice, last vs. Wake Forest, 11/26/07

Career Statistics

YEAR	G/GS	FG-A	PCT	3-PT	PCT	FT-A	PCT	O-D-RB	AVG	PF-DI	AS	TO	BK	ST	PTS	AVG
Fresh.	14/11	31-97	.320	7-33	.212	24-37	.649	4-29-33	2.4	38-2	49	54	0	14	93	6.6

**44 - - Cyrus Tate, Forward, 6-8, 240, Junior, Chicago, IL (Northeast, NE CC)*

- Eight points and eight rebounds at Wisconsin
- Eight points (3-3 FG's) and seven rebounds against Indiana
- 10 points (3-3 FGs) and six rebounds in win over Southeastern Louisiana
- Eight points and four rebounds in win at Northern Iowa
- Four points vs. Louisiana-Monroe
- Did not play vs. Utah State due to injury
- Played just five minutes vs. Bradley due to injury
- Nine points, two rebounds and two assists in win over Maryland Eastern Shore
- Six points and two rebounds in win over Florida Gulf Coast
- Seven points, three rebounds and two steals in win over Northern Colorado
- Five points, eight rebounds and two steals in win over Idaho State
- Four points, six rebounds and three blocks in exhibition win over Simpson College
- Played in all 31 games in 2007, with 22 starts, averaging 4.2 points and 4.4 rebounds per game



Tate, Game-by-Game

Opp.	S	FG	3-PT	FT	O-D-RE	PF	TP	A	T	B	S	M
Idaho State	N	2-2	0-0	1-1	1-7-8	2	5	0	2	0	2	18
N. Colorado	N	2-3	0-0	3-4	1-2-3	3	7	0	3	0	2	18
FL Gulf Coast	N	3-5	0-0	0-1	0-2-2	3	6	1	4	0	0	17
MD E. Shore	N	2-3	0-0	5-6	0-2-2	4	9	2	3	1	0	13
Bradley (n)	N	0-2	0-0	0-0	1-0-1	1	0	0	2	0	0	5
Utah St. (n)					INJ							
Wake Forest	N	1-3	0-0	0-0	0-2-2	1	2	0	1	0	0	15
LA-Monroe	N	1-3	0-0	2-3	0-0-0	0	4	0	1	0	0	8
E. Illinois	N	0-0	0-0	0-0	0-1-1	2	0	1	3	1	0	9
at Northern IAN	N	3-5	0-0	2-3	2-2-4	5	8	0	2	0	0	20
at Iowa State	N	0-0	0-0	0-0	0-0-0	1	0	0	1	0	0	8
Drake	N	0-0	0-0	0-0	0-0-0	0	0	0	1	0	0	4
SE Louisiana	N	3-3	0-0	4-7	1-5-6	5	10	0	3	0	0	14
Indiana	Y	3-3	0-0	2-5	4-3-7	2	8	0	1	0	0	20
at Wisconsin	Y	3-8	0-0	2-6	3-5-8	4	8	1	1	2	0	33
at Ohio State												
Mich. State												
Purdue												
at Michigan												
at Indiana												
Penn State												
at Purdue												
Ohio State												
Wisconsin												
at Minnesota												
Michigan												
Northwestern												
at Mich. State												
at Penn State												
Illinois												
at Northwestern												
Big Ten Tournament												

Career Bests

- Points:** 14 vs. Michigan State, 1/4/07
Rebounds: 10, twice, last vs. Purdue, 2/21/07
FGM: 6 vs. The Citadel, 11/13/06
FGA: 8, twice, last vs. Wisconsin, 1/28/07
FTM: 5, three times, last vs. Indiana, 1/2/08
FTA: 6 vs. Maryland Eastern Shore, 11/20/07
Assists: 2, four times, last vs. Maryland Eastern Shore, 11/20/07
Steals: 3 vs. Purdue, 2/21/07
Blocks: 1, nine times, last vs. Eastern Illinois, 12/1/07
Minutes: 35 vs. Wisconsin, 1/28/07

Career Statistics

YEAR	G/GS	FG-A	PCT	3-PT	PCT	FT-A	PCT	O-D-RB	AVG	PF-DI	AS	TO	BK	ST	PTS	AVG
Soph.	31/22	48-104	.462	0-0	.000	35-53	.660	47-88-135	4.4	93-4	13	42	8	17	131	4.2
Jun.	14/2	23-40	.575	0-0	.000	21-36	.583	13-31-44	3.1	33-2	5	28	4	4	67	4.8
Career	45/24	71-144	.493	0-0	.000	56-89	.629	60-119-179	4.0	126-6	18	70	12	21	198	4.4

Iowa Hawkeyes
Iowa Hawkeyes Combined Team Statistics (as of Jan 05, 2008)
All games

RECORD:	OVERALL	HOME	AWAY	NEUTRAL
ALL GAMES.....	(7-8)	(6-4)	(1-2)	(0-2)
CONFERENCE.....	(0-2)	(0-1)	(0-1)	(0-0)
NON-CONFERENCE.....	(7-6)	(6-3)	(1-1)	(0-2)

## Player	GP-GS	Min--Avg	---TOTAL---		---3-PTS---		FT-FTA	Pct	----REBOUNDS----				PF	FO	A	TO	Blk	Stl	Pts	Avg
			FG-FGA	Pct	3FG-FGA	Pct			Off	Def	Tot	Avg								
24 Johnson, Justin....	15-15	532 35.5	79-190	.416	54-136	.397	21-30	.700	18	54	72	4.8	31	1	27	35	12	13	233	15.5
11 Freeman, Tony.....	5-2	147 29.4	17-50	.340	11-26	.423	14-24	.583	4	10	14	2.8	11	1	19	14	0	3	59	11.8
32 Kelly, Jake.....	15-8	389 25.9	33-88	.375	14-28	.500	20-26	.769	7	29	36	2.4	40	3	35	24	3	12	100	6.7
30 Peterson, Jeff.....	14-11	443 31.6	31-97	.320	7-33	.212	24-37	.649	4	29	33	2.4	38	2	49	54	0	14	93	6.6
50 Cole, Jarryd.....	13-6	302 23.2	36-54	.667	0-1	.000	14-31	.452	26	36	62	4.8	37	1	3	23	2	7	86	6.6
52 Looby, Kurt.....	15-12	324 21.6	35-52	.673	0-0	.000	9-20	.450	30	68	98	6.5	29	1	11	21	25	11	79	5.3
15 Bohall, Dan.....	9-7	178 19.8	12-36	.333	4-22	.182	16-20	.800	3	15	18	2.0	19	0	24	18	0	2	44	4.9
44 Tate, Cyrus.....	14-2	202 14.4	23-40	.575	0-0	.000	21-36	.583	13	31	44	3.1	33	2	5	28	4	4	67	4.8
04 Angle, J.R.....	13-2	193 14.8	19-45	.422	14-35	.400	5-10	.500	5	22	27	2.1	19	0	11	10	1	4	57	4.4
53 Gorney, Seth.....	15-10	272 18.1	18-49	.367	0-2	.000	10-13	.769	13	46	59	3.9	21	0	11	11	5	2	46	3.1
02 Palmer, David.....	12-0	43 3.6	4-13	.308	2-5	.400	3-5	.600	2	5	7	0.6	12	0	0	6	0	2	13	1.1
TEAM.....										21	28	49	3.3	0		6				

Total.....	15	3025	307-714	.430	106-288	.368	157-252	.623	146	373	519	34.6	290	11	195	250	52	74	877	58.5
Opponents.....	15	3025	295-754	.391	88-275	.320	184-284	.648	148	319	467	31.1	265	8	178	188	33	123	862	57.5

TEAM STATISTICS	IOWA	OPP	DATE	OPPONENT	W/L	SCORE	ATTEND

SCORING.....	877	862	11/09/07	IDAHO STATE	W	58-43	10201
Points per game.....	58.5	57.5	11/14/07	NORTHERN COLORADO	W	59-47	8483
Scoring margin.....	+1.0	-	%11/18/07	FLORIDA GULF COAST	W	62-49	9183
FIELD GOALS-ATT.....	307-714	295-754	%11/20/07	MD EASTERN SHORE	W	65-48	8583
Field goal pct.....	.430	.391	@11/23/07	vs Bradley	L	56-67	850
3 POINT FG-ATT.....	106-288	88-275	@11/24/07	vs Utah State	L	62-75	900
3-point FG pct.....	.368	.320	11/26/07	WAKE FOREST	L	47-56	9120
3-pt FG made per game..	7.1	5.9	+11/30/07	LOUISIANA-MONROE	LOT	67-72	9158
FREE THROWS-ATT.....	157-252	184-284	+12/01/07	EASTERN ILLINOIS	W	57-45	9107
Free throw pct.....	.623	.648	12/05/07	at Northern Iowa	W	62-55	7043
REBOUNDS.....	519	467	12/08/07	at Iowa State	L	47-56	14376
Rebounds per game.....	34.6	31.1	12/14/07	DRAKE	L	51-56	9863
Rebounding margin.....	+3.5	-	12/29/07	SE LOUISIANA	W	57-50	10806
ASSISTS.....	195	178	*01/02/08	INDIANA	L	76-79	9890
Assists per game.....	13.0	11.9	*01/05/08	at Wisconsin	L	51-64	17190
TURNOVERS.....	250	188					
Turnovers per game.....	16.7	12.5		% - - South Padre Island Invitational (Iowa City, IA)			
Turnover margin.....	-4.1	-		@ - - South Padre Island Invitational (South Padre Island, TX)			
Assist/turnover ratio..	0.8	0.9		+ - - Hawkeye Challenge, Iowa City, IA			
STEALS.....	74	123		* - - Big Ten Conference Game			
Steals per game.....	4.9	8.2					
BLOCKS.....	52	33					
Blocks per game.....	3.5	2.2					
WINNING STREAK.....	0	-					
Home win streak.....	0	-					
ATTENDANCE.....	94394	40359					
Home games-Avg/Game....	10-9439	3-12870					
Neutral site-Avg/Game..	-	2-875					

SCORE BY PERIODS:	1st	2nd	OT	Total

Iowa Hawkeyes.....	389	476	12	- 877
Opponents.....	403	442	17	- 862

Iowa Hawkeyes
Iowa Hawkeyes Combined Team Statistics (as of Jan 07, 2008)
Conference games

RECORD:	OVERALL	HOME	AWAY	NEUTRAL
ALL GAMES.....	(0-2)	(0-1)	(0-1)	(0-0)
CONFERENCE.....	(0-2)	(0-1)	(0-1)	(0-0)
NON-CONFERENCE.....	(0-0)	(0-0)	(0-0)	(0-0)

## Player	GP-GS	Min--Avg	---TOTAL---		---3-PTS---		---FT-FTA---		----REBOUNDS----				PF	FO	A	TO	Blk	Stl	Pts	Avg
			FG-FGA	Pct	3FG-FGA	Pct	FT-FTA	Pct	Off	Def	Tot	Avg								
24 Johnson, Justin....	2-2	68 34.0	14-23	.609	11-18	.611	3-3	1.000	2	8	10	5.0	7	1	3	3	3	1	42	21.0
11 Freeman, Tony.....	2-2	67 33.5	6-21	.286	3-11	.273	5-11	.455	1	3	4	2.0	7	1	12	8	0	0	20	10.0
44 Tate, Cyrus.....	2-2	53 26.5	6-11	.545	0-0	.000	4-11	.364	7	8	15	7.5	6	0	1	2	2	0	16	8.0
30 Peterson, Jeff.....	2-0	58 29.0	5-16	.313	0-5	.000	4-5	.800	0	4	4	2.0	7	0	6	7	0	2	14	7.0
52 Looby, Kurt.....	2-0	19 9.5	5-7	.714	0-0	.000	3-6	.500	0	6	6	3.0	3	0	0	1	3	0	13	6.5
04 Angle, J.R.....	2-0	46 23.0	5-13	.385	2-9	.222	0-0	.000	0	5	5	2.5	5	0	4	2	0	0	12	6.0
53 Gorney, Seth.....	2-2	56 28.0	2-9	.222	0-0	.000	3-4	.750	4	11	15	7.5	7	0	4	2	2	1	7	3.5
32 Kelly, Jake.....	2-2	32 16.0	1-3	.333	1-1	1.000	0-0	.000	0	2	2	1.0	5	1	3	0	0	0	3	1.5
02 Palmer, David.....	1-0	1 1.0	0-0	.000	0-0	.000	0-0	.000	0	2	2	2.0	3	0	0	0	0	0	0	0.0
TEAM.....									3	1	4	2.0	0			2				
Total.....	2	400	44-103	.427	17-44	.386	22-40	.550	17	50	67	33.5	50	3	33	27	10	4	127	63.5
Opponents.....	2	400	46-102	.451	9-28	.321	42-59	.712	18	52	70	35.0	37	1	22	18	5	16	143	71.5

TEAM STATISTICS	IOWA	OPP	DATE	OPPONENT	W/L	SCORE	ATTEND
SCORING.....	127	143	*01/02/08	INDIANA	L	76-79	9890
Points per game.....	63.5	71.5	*01/05/08	at Wisconsin	L	51-64	17190
Scoring margin.....	-8.0	-					
FIELD GOALS-ATT.....	44-103	46-102	% - -	South Padre Island Invitational (Iowa City, IA)			
Field goal pct.....	.427	.451	@ - -	South Padre Island Invitational (South Padre Island, TX)			
3 POINT FG-ATT.....	17-44	9-28	+ - -	Hawkeye Challenge, Iowa City, IA			
3-point FG pct.....	.386	.321	* - -	Big Ten Conference Game			
3-pt FG made per game..	8.5	4.5					
FREE THROWS-ATT.....	22-40	42-59					
Free throw pct.....	.550	.712					
REBOUNDS.....	67	70					
Rebounds per game.....	33.5	35.0					
Rebounding margin.....	-1.5	-					
ASSISTS.....	33	22					
Assists per game.....	16.5	11.0					
TURNOVERS.....	27	18					
Turnovers per game....	13.5	9.0					
Turnover margin.....	-4.5	-					
Assist/turnover ratio..	1.2	1.2					
STEALS.....	4	16					
Steals per game.....	2.0	8.0					
BLOCKS.....	10	5					
Blocks per game.....	5.0	2.5					
WINNING STREAK.....	0	-					
Home win streak.....	0	-					
ATTENDANCE.....	9890	17190					
Home games-Avg/Game...	1-9890	1-17190					
Neutral site-Avg/Game..	-	0-0					

SCORE BY PERIODS:	1st	2nd	Total
Iowa Hawkeyes.....	56	71	- 127
Opponents.....	62	81	- 143

January 9, 2008**Game-By-Game Results****Includes 15 Games****Overall: 7-8;****Big Ten: 0-2;****Home: 6-4;****Away: 1-2;****Neutral: 0-2**

Date	Opponent	Result	Attend.	Top Scorer	Top Rebounder
Nov. 9	Idaho State	W, 58-43	10,201	Justin Johnson, 21	Kurt Looby, 10
Nov. 14	Northern Colorado	W, 59-47	8,483	Jeff Peterson, 20	Kurt Looby, 7
% Nov. 18	Florida Gulf Coast	W, 62-49	9,183	Justin Johnson, 19	Seth Gorney, 11
% Nov. 20	Maryland Eastern Shore	W, 65-48	8,583	Justin Johnson, 19	Jarryd Cole, 7
@ Nov. 23	Bradley (n)	L, 56-67	850	Justin Johnson, 16	Kurt Looby, 8
@ Nov. 24	Utah State (n)	L, 62-75	900	Justin Johnson, 14	Kurt Looby, 8
Nov. 26	Wake Forest	L, 47-56	9,120	Jarryd Cole, 14	Kurt Looby, 10
+ Nov. 30	Louisiana-Monroe	L, 67-72	9,158	Justin Johnson, 26	Kurt Looby, 12
+ Dec. 1	Eastern Illinois	W, 57-45	9,107	Justin Johnson, 25	Kurt Looby, 8
Dec. 5	at Northern Iowa	W, 62-55	7,043	Jake Kelly, 19	Kurt Looby, 7
Dec. 8	at Iowa State	L, 47-56	14,376	Jarryd Cole, 15	Jarryd Cole, 9
Dec. 14	Drake	L, 51-56	9,863	Jarryd Cole, 12	Kurt Looby, 7
Dec. 29	Southeastern Louisiana	W, 57-50	10,806	Tony Freeman, 15	Tony Freeman, 7
* Jan. 2	Indiana	L, 76-79	9,890	Justin Johnson, 29	Seth Gorney, 10
* Jan. 5	at Wisconsin	L, 51-64	17,190	Justin Johnson, 13	Cyrus Tate, 8
* Jan. 9	at Ohio State				
* Jan. 12	Michigan State				
* Jan. 16	Purdue				
* Jan. 19	at Michigan				
* Jan. 23	at Indiana				
* Jan. 26	Penn State				
* Jan. 30	at Purdue				
* Feb. 2	Ohio State				
* Feb. 6	Wisconsin				
* Feb. 9	at Minnesota				
* Feb. 14	Michigan				
* Feb. 19	Northwestern				
* F. 23-24	at Michigan State				
* Feb. 27	at Penn State				
* Mar. 1-2	Illinois				
* Mar. 4-6	at Northwestern				
M. 13-16	at Big Ten Tournament				

% -- South Padre Island Invitational (Iowa City, IA)

@ -- South Padre Island Invitational (South Padre Island, TX)

+ -- Hawkeye Challenge, Iowa City, IA

* -- Big Ten Conference Game

Attendance Summary	Games	Totals	Average
Home	10	94,394	9,439
Away	3	38,609	12,870
Neutral	2	1,750	875
Totals	15	134,753	8,984

January 9, 2008**Season & Career Bests****Includes 15 Games****Season Bests**

Player	Points	Rebounds	Assists	Blocks	Steals
J.R. Angle	10, SE Louisiana	6, No. Iowa	3, E. Illinois	1, SE Louisiana	3, SE Louisiana
Dan Bohall	14, N. Colorado	6, N. Colorado	6, Idaho St.		2, Florida G. Coast
Jarryd Cole	15, at IA State	9, at IA State	1, three times	1, Utah State	3, Florida G. Coast
Tony Freeman	15, UNI/SE LA	7, SE Louisiana	9, Indiana		3, SE Louisiana
Seth Gorney	8, N. Colo/Utah St.	11, Florida G. Coast	3, Bradley	1, four times	1, MD E. Shore
Justin Johnson	29, Indiana	10, LA-Monroe	4, N. Colo/SE LA	3, Indiana	3, Florida G. Coast
Jake Kelly	19, No. Iowa	5, MD Eastern Shore	6, LA-Monroe	2, MD E. Sh./Drake	3, MD E.Shore
Kurt Looby	12, Bradley	12, LA-Monroe	3, Drake	5, MD E. Shore	4, N. Colorado
David Palmer	7, Wake Forest	2, Indiana			1, Wake Forest/E. Ill
Jeff Peterson	20, N. Colorado	5, ULM/at IA State	9, Idaho State		2, three times
Cyrus Tate	10, SE Louisiana	8, Idaho State	2, MD Eastern Shore	1, UMES/E. Ill	2, Idaho St./N. Co.

Career Bests

Player	Points	Rebounds	Assists
J.R. Angle	10, SE Louisiana	6, at Northern Iowa	3, E. Illinois
Dan Bohall	14, N. Colorado	6, N. Colorado/ Wake Forest	6, Idaho State
Jarryd Cole	15, at Iowa State	9, at Iowa State	1, N.Colorado & Utah State
Tony Freeman	16, Alabama, '07	9, Minnesota, '07	11 vs. Citadel, '07
Seth Gorney	12, at Indiana, '07	11, Florida Gulf Coast	3 vs. Alabama, '07; Bradley
Justin Johnson	29, Indiana	10, LA-Monroe	4, four times, last vs. SE LA
Jake Kelly	19, at Northern Iowa	6, LA-Monroe	3, MD Eastern Shore
Kurt Looby	13, Toledo/Villanova, '07	14 vs. Citadel, '07	3, four times, '07
David Palmer	7, Wake Forest	2, Indiana	
Jeff Peterson	20, N. Colorado	5, LA-Monroe/at Iowa State	9, Idaho State
Cyrus Tate	14, Michigan St., '07	10, Wisconsin/Purdue, '07	2 at VA Tech, '07, MD E.Shore

NOTE: Career bests occurred in 2007-08 unless otherwise noted.

January 9, 2008

Individual Points/Rebounds

Includes 15 Games

	A N G L E	B O H A L L	C O L E E	F R E E M A N	G O R E N E Y	J O H N S O N	K E L L Y	L O O B Y	P A L M E R	P E T E R S O N	T A T E
Idaho State	DNP	5#6	2-1	INJ	3#3	21#4	4-4	6#10	DNP	12#9	5-8
Northern Colorado	0-0	14#6	0-1	INJ	8#4	3#3	3-0	4#7	0-0	20#2	7-3
% Florida Gulf Coast	DNP	8#4	7-4	INJ	2#11	19#7	3-2	8#5	DNP	9#0	6-2
% MD Eastern Shore	0-0	10#2	6-7	INJ	4#6	19#3	8-5	7#5	0-1	2#1	9-2
@Bradley (n)	3-3	0#1	0-2	INJ	6#5	16#5	11-4	12#8	3-0	5#0	0-1
@ Utah State (n)	6-1	2#2	10-6	INJ	8#2	14#1	8-3	10#8	0-0	4#1	INJ
Wake Forest	2-3	0#0	14-7	INJ	0#0	8#7	9-2	0#10	7-1	5#3	2-2
+ Louisiana-Monroe	4-1	5-0	4#7	INJ	4-4	26#10	2#2	9#12	0-0	9#5	4-0
+ Eastern Illinois	8-4	0-0	10#4	INJ	0-0	25#5	3#2	6#8	3-1	2#2	0-1
at Northern Iowa	3#6	DNP	2#5	15-1	2-5	13#4	19#3	0#7	0-0	DNP	8-4
at Iowa State	6#4	DNP	15#9	INJ	0-1	9#5	13#5	0#4	0-0	4-5	0-0
Drake	3-0	DNP	12#5	9-2	2#2	8#4	8#1	2-7	0-1	7#5	0-0
Southeastern Louisiana	10-0	DNP	4#4	15-7	0-1	10#4	6#1	2#1	0-1	0#1	10-6
* Indiana	5-2	DNP	INJ	12#1	7#10	29#6	0#1	9-4	0-2	6-2	8#7
* at Wisconsin	7-3	DNP	INJ	8#3	0#5	13#4	3#1	4-2	DNP	8-2	8#8
* at Ohio State											
* Michigan State											
* Purdue											
* at Michigan											
* at Indiana											
* Penn State											
* at Purdue											
* Ohio State											
* Wisconsin											
* at Minnesota											
* Michigan											
* Northwestern											
* at Michigan State											
* at Penn State											
* Illinois											
* at Northwestern											
Big Ten Tournament											

% -- South Padre Island Invitational (Iowa City, IA)

@ -- South Padre Island Invitational (South Padre Island, TX)

+ -- Hawkeye Challenge, Iowa City, IA

* -- Big Ten Conference Game

-- Denotes starting line-up

*January 9, 2008**The Last Time . . .**Includes 15 Games*

The Last Time a Player . . .***Had 30 or more points***

Iowa - - 30, Adam Haluska, at Penn State, 2/28/07
Opponent - - 32, Ed Tyson, Maryland Eastern Shore, 11/20/07

Made at least 90% of his FGA (10 att.)

Iowa - - .909 (9-10), Luke Recker vs. Purdue, 3/07/02
Opponent - - .923 (12-13), Greg Oden, Ohio State, 1/20/07

Made 100% of his FTA (10 att.)

Iowa - - 1.000 (10-10), Tyler Smith vs. Indiana 2/3/07
Opponent - - 1.000 (10-10), Vincent Grier, Minnesota, 2/18/06

Had 15 or more rebounds

Iowa - - 23, Greg Brunner vs. Minnesota, 1/18/06
Opponent - - 17, Marco Killingsworth, Indiana, 2/11/06

Had 10 or more assists

Iowa - - 10, Jeff Horner vs. Ohio State (Big Ten Tournament), 3/12/06
Opponent - - 10, Travis Walton, Michigan State, 2/17/07

Had 5 or more blocks

Iowa - - 5, Kurt Looby vs. Maryland Eastern Shore, 11/20/07
Opponent - - 5, Daniel Ruffin, Bradley, 11/23/07

Had 5 or more steals

Iowa - - 5, Tyler Smith at Wisconsin, 2/10/07
Opponent - - 5, JaMarcus Ellis, Indiana, 1/02/08

The Last Time A Team . . .***Scored 100 or more points***

Iowa - - 101, vs. Georgia State, 12/20/06
Opponent - - 106, by North Carolina, 11/24/04

Scored 40 or fewer points

Iowa - - 39 vs. Indiana, 1/10/49
Opponent - - 38, by Penn State, 3/1/06

Won an overtime game

Iowa - - 76-72 (3OT) vs. Minnesota, 1/18/06
Opponent - - 72-67 (1 OT), by Louisiana-Monroe, 11/30/07

Made at least 60% of its FGA (20 att.)

Iowa - - .653 (32-44) vs. Michigan, 2/4/06
Opponent - - .633 (31-49), by Minnesota, 2/7/07

Made at least 50% of its 3-pt. FGA (8 att.)

Iowa - - .588 (10-17), at Northern Iowa, 12/05/07
Opponent - - .588 (10-17), by Utah State, 11/24/07

Made at least 90% of its FTA (10 att.)

*Iowa - - 1.000 (20-20) vs. Western Illinois, 11/19/04
Opponents - - .900 (9-10), by Robert Morris, 12/22/05

* - - School Record

Individual Highs

Points:	29	Justin Johnson vs. Indiana
Field Goals:	10 (15 att.)	Justin Johnson vs. Indiana
Field Goal Attempts:	18 (made 8)	Justin Johnson vs. Louisiana-Monroe
Field Goal Percentage (8 att.):	.700 (7-10)	Jarryd Cole at Iowa State
3-pt. Field Goals:	8 (13 att.)	Justin Johnson vs. Indiana
3-pt. Field Goal Attempts:	15 (made 6)	Justin Johnson vs. Louisiana-Monroe
3-pt. Field Goal Percentage (4 att.):	.700 (7-10)	Justin Johnson vs. Eastern Illinois
Free Throws:	7 (8 att.)	Bohall vs. Northern Colo./(11 att.), Freeman vs. SE Louisiana
Free Throw Attempts:	11 (made 7)	Tony Freeman vs. Southeastern Louisiana
Free Throw Percentage (7 att):	1.000 (6-6)	Dan Bohall vs. Maryland Eastern Shore
Rebounds:	12	Kurt Looby vs. Louisiana-Monroe
Assists:	9	Jeff Peterson vs. Idaho State; Tony Freeman vs. Indiana
Blocked Shots:	5	Kurt Looby vs. Maryland Eastern Shore
Steals:	4	Kurt Looby vs. Northern Colorado

Team Highs

Iowa	Points	Opponent
76 vs. Indiana	Field Goals	79 by Indiana
25 (58 att.) vs. Indiana	Field Goals Attempts	26 (53 att.) by Indiana
58 (made 25) vs. Indiana	FG Percentage	60 (made 17) by Maryland Eastern Shore
.500 (22-44) at Northern Iowa	3-pt. Field Goals	.500 (24-48) by Utah State
11, Indiana (27 att.)	3-pt. FG Attempts	11 (28 att.) by Bradley
27 (made 11) vs. Indiana	3-pt. FG Percentage	28 (made 11) by Bradley
.476 (10-21) vs. Idaho State	Free Throws	.588 (10-17) by Utah State
26 (32 att.) vs. Maryland Eastern Shore	FT Attempts	23 (32 att.) by Indiana
32 (made 26) vs. Maryland Eastern Shore	FT Percentage	32 (made 23) by Indiana
.889 (8-9), at Northern Iowa	Rebounds	.810 (17-21) by Utah State
43 vs. Louisiana-Monroe	Assists	40 by Iowa State
21 vs. Indiana	Blocked Shots	21 by Utah State
10 vs. Maryland Eastern Shore	Steals	6 by Iowa State
12 vs. Southeastern Louisiana	Turnovers	13 by Louisiana-Monroe
29 vs. Louisiana-Monroe	Fouls	23 by Northern Colorado
27 at Wisconsin		25 by MD Eastern Shore & SE Louisiana

Team Lows

Iowa	Points	Opponent
47 vs. Wake Forest/at Iowa State	Field Goals	43 by Idaho State
16 (43 att.) vs. Southeastern Louisiana	Field Goals Attempts	14 (att. 37) by Eastern Illinois
40 (made 19, 17) vs. Northern CO, Maryland E.S.	FG Percentage	37 (made 14) by Eastern Illinois
.321 (18-56) at Iowa State	3-pt. Field Goals	.283 (17-60) by Maryland Eastern Shore
2 (Att. 15) vs. Wake Forest	3-pt. FG Attempts	1 (20 att., 15 att.) by Idaho St., Wake Forest
11 (made 3) vs. Northern Colorado	3-pt. FG Percentage	10 (made 5) by Eastern Illinois
.133 (2-15) vs. Wake Forest	Free Throws	.005 (1-20) by Idaho State
0 (0 att.) vs. Drake	FT Attempts	4 (10, 8 att.) by SE Louisiana
0 (made 0) vs. Drake	FT Percentage	8 (made 5) by Maryland Eastern Shore
.000 (0-0) vs. Drake	Rebounds	.400 (4-10) by SE Louisiana
28 vs. Northern Colorado & SE Louisiana	Assists	16 by Northern Iowa
8 at Northern Iowa/at Iowa State	Blocked Shots	6 by Wake Forest
0 vs. Louisiana-Monroe	Steals	0 by Eastern Illinois/Drake
2 at Iowa State/vs. Indiana/at Wisconsin	Turnovers	3 by Utah State
7 vs. Utah State	Fouls	6 by Iowa State
15 vs. Bradley		11 by Eastern Illinois

January 9, 2008

Iowa's Record When . . .

Includes 15 Games

When playing at home:	6-4	When leading at the half:	6-1	When wearing White:	6-6
When playing on the road:	1-2	When trailing at the half:	1-7	When wearing Black:	1-2
When playing on a neutral court:	0-2	When tied at the half:	0-0	When wearing Gold:	0-0
When Iowa scores 100 points or more:	0-0	Iowa field goal percentage at home:	204-469	.430	
When Iowa scores 90-99 points:	0-0	Iowa field goal percentage on road:	103-245	.420	
When Iowa scores 80-89 points:	0-0	Iowa 3-point percentage at home:	70-192	.360	
When Iowa scores 70-79 points:	0-1	Iowa 3-point percentage on road:	36-96	.375	
When Iowa scores under 70 points:	7-7	Iowa free throw percentage at home:	121-195	.620	
		Iowa free throw percentage on road:	36-57	.632	
When opponent scores 100 points or more:	0-0	On Sunday:	1-0		
When opponent scores 90-99 points:	0-0	On Monday:	0-1		
When opponent scores 80-89 points:	0-0	On Tuesday:	1-0		
When opponent scores 70-79 points:	0-2	On Wednesday:	2-1		
When opponent scores 60-69 points:	0-2	On Thursday:	0-0		
When opponent scores fewer than 60 points:	7-3	On Friday:	1-3		
		On Saturday:	2-3		
When Iowa shoots at least 50% from the field:	1-0	On Big Ten Network:	6-4		
When Iowa shoots less than 50% from the field:	6-8	On CBS:	0-0		
When opponent shoots at least 50% from the field:	0-1	On ESPN:	0-0		
When opponent shoots less than 50% from the field:	7-7	On ESPN2:	0-1		
When Iowa has higher FG% than opponent:	6-5	On ESPNU:	0-1		
When opponent has higher FG%:	1-3	On Fox Sports:	1-0		
When FG% is equal:	0-0	On Opponent Network:	0-0		
When Iowa outrebounds opponent:	5-3	No Television:	0-1		
When opponent has more rebounds:	2-3	CSTV:	0-1		
When rebounds are equal:	0-2				
When Iowa shoots at least 80% from the line:	2-1	Most Points, First Half:	34 vs. Indiana		
When Iowa shoots less than 80% from the line:	5-7	Fewest Points, First Half:	17 vs. Wake Forest		
When opponent shoots at least 80% from the line:	1-1	Most Points Allowed, First Half:	37 vs. Bradley		
When opponent shoots less than 80% from the line:	6-7	Fewest Points Allowed, First Half:	16 vs. Idaho State		
When Iowa shoots more free throws than opponent:	3-0	Most Points, Second Half:	44 vs. Maryland E. Shore		
When opponent shoots more free throws:	4-8	Fewest Points, Second Half:	24 vs. Louisiana-Monroe		
When free throws attempts are equal:	0-0	Most Points Allowed, Second Half:	45 vs. Indiana		
When Iowa has higher FT% than opponent:	6-2	Fewest Points Allowed, Second Half:	19 vs. Florida G. Coast		
When opponent has higher FT%:	1-6	Largest Halftime Advantage:	15 vs. Idaho State		
When FT% is equal:	0-0	Largest Halftime Deficit:	16 vs. Wake Forest		
When Iowa shoots at least 50% from three-point range:	1-0				
When Iowa shoots less than 50% from three-point range:	6-8				
When opponent shoots at least 50% from three-point range:	1-1				
When opponent shoots less than 50% from three-point range:	6-7				
When Iowa has a higher three-point FG% than opponent:	4-6				
When opponent has a higher three-point FG%:	3-2				
When three-point FG% is equal:	0-0				
When Iowa has more assists than opponent:	4-6				
When opponent has more assists:	3-2				
When assists are equal:	0-0				
When Iowa has fewer turnovers than opponent:	2-0				
When opponent has fewer turnovers:	5-7				
When turnovers are equal:	0-1				
When Iowa has more steals than opponent:	3-0				
When opponent has more steals:	4-7				
When steals are equal:	0-1				

2007-08 Game Summaries

(1) IOWA 58, IDAHO STATE 43
November 9, 2007, Carver-Hawkeye Arena, Iowa City, IA

The Todd Lickliter era at Iowa began with a victory as Iowa opened the season with a 58-43 win over Idaho State. Trailing 4-2 in the opening minutes, Iowa used an 11-0 scoring run over the next four minutes to gain control. The Hawkeyes shot 52.4% from the field in building a 31-16 halftime advantage. Iowa shot 45.7% in the game, including 47.6% from three-point range.

The Iowa defense was impressive, holding Idaho State to 32.7% shooting in the game. The Bengals made just 1-20 (0.5%) from three-point range and Iowa held a 38-29 rebounding advantage.

Senior Justin Johnson led Iowa's scoring with a career-best 21 points, as he hit 7-12 three-point attempts. The seven treys rank as the third highest total at Iowa in a single game. Johnson added four rebounds and two blocked shots.

Freshman guard Jeff Peterson was responsible for getting the ball to Johnson, collecting nine assists and no turnovers while playing 38 minutes in his first college game. Peterson added 12 points and four rebounds. Senior Kurt Looby led the Hawkeyes with 10 rebounds and Dan Bohall added five points and six assists.

IDAHO STATE -- 43

Name	FG	3-PT	FT	RB	PF	TP	A	TO	BK	S	M
Kinghorn	1-6	0-2	1-2	4	0	3	2	1	0	2	23
Tatum	2-6	0-2	6-8	5	4	10	2	1	0	1	34
Steijn	5-9	0-0	0-1	6	3	10	0	1	0	0	35
Stucki	3-8	1-4	2-4	3	2	9	3	2	0	1	32
O'Brien	3-6	0-3	0-0	1	0	6	2	1	0	0	22
Morgan	1-4	0-2	1-2	2	0	3	0	1	0	1	18
Maye	0-0	0-0	0-0	0	1	0	1	1	0	2	16
Carson	0-0	0-0	0-0	0	1	0	0	0	0	0	2
Monroe	0-0	0-0	0-0	1	0	0	0	0	0	0	3
Kilpatrick	1-10	0-7	0-0	2	0	2	3	1	0	3	13
Taylor	0-0	0-0	0-0	0	1	0	0	0	0	0	2
Team				4							
Totals	16-49	1-20	10-17	28	12	43	13	9	0	10	200
	FG%: .327	3PT%: .050	FT%: .588								

IOWA -- 58

Name	FG	3-PT	FT	RB	PF	TP	A	TO	BK	S	MN
Looby	3-5	0-0	0-1	10	2	6	0	3	2	0	30
Gorney	1-3	0-0	1-2	3	3	3	0	1	0	0	18
Bohall	2-8	1-5	0-0	3	3	5	6	5	0	0	32
Johnson	7-14	7-12	0-0	4	2	21	1	3	2	1	35
Peterson	3-9	2-3	4-4	4	0	12	9	0	0	2	38
Kelly	2-4	0-1	0-1	4	2	4	1	1	0	0	15
Tate	2-2	0-0	1-2	8	2	5	0	2	0	2	18
Cole	1-1	0-0	0-1	1	3	2	0	0	0	1	14
Team				2							
Totals	21-46	10-21	6-10	39	17	58	17	16	4	6	200
	FG%: .457	3PT%: .476	FT%: .600								

Score by Periods:

Idaho State	16	27	43
Iowa	31	27	58

Attendance: 10,201

(2) IOWA 59, NORTHERN COLORADO 47
November 14, 2007, Carver-Hawkeye Arena, Iowa City, IA

After trailing by one point with 14 minutes to play and being tied at 40-40 with just under eight minutes remaining, Iowa used a 19-7 scoring run to close the game in taking a 59-47 win over visiting Northern Colorado.

Iowa led throughout most of the first half and settled for a 26-20 advantage at the break. After hitting the first basket of the second half for a 28-20 advantage, the Hawkeyes saw Northern Colorado rally. Northern took its one-point advantage with 14:13 to play before freshman guard Jeff Peterson answered with a basket. Northern later erased a six-point deficit on back-to-back three point shots as the teams were tied at 38 and again at 40.

From there Iowa gained the lead on two free throws by Cyrus Tate, and, following another basket by Peterson, found some breathing room after a three-point basket by Justin Johnson. The Hawkeyes iced the win by hitting 12-14 free throws in the final seven minutes.

The game was marked by turnovers, as Iowa had 22 errors and Northern Colorado 23. Iowa shot 47.5% from the field and held Northern Colorado to 36% shooting. The visitors held a 34-28 rebounding advantage, but hit just 8-14 (57.1%) free throws.

Peterson led Iowa with a career-high 20 points in just his second college game. Sophomore guard Dan Bohall added a career-best 14 points and collected six rebounds. Senior center Kurt Looby added seven rebounds, four blocked shots, four steals and two assists.

NORTHERN COLORADO -- 47

Name	FG	3-PT	FT	RB	PF	TP	A	TO	BK	S	M
Banks	3-6	0-0	4-4	6	2	10	0	2	2	0	31
Archibeque	2-7	0-0	2-4	4	2	6	1	1	0	0	31
Taibi	5-15	0-9	1-2	6	3	11	1	1	0	1	30
Palacios	1-4	0-1	0-1	2	2	2	1	1	0	2	24
Panagiotakopoulos	3-5	3-4	0-0	2	5	9	6	6	0	2	27
Figures	1-1	0-0	0-0	0	1	2	0	3	0	0	11
Anderson	0-0	0-0	0-0	0	0	0	0	0	0	0	2
Garrett	0-3	0-0	0-1	2	0	0	3	3	0	0	13
Mason	1-4	0-0	0-0	4	3	2	0	4	0	2	14
Montgomery	2-5	0-0	1-2	3	4	5	0	2	0	0	17
Team				5							
Totals	18-50	3-14	8-14	34	22	47	12	23	2	7	200
	FG%: .360	3PT%: .214	FT%: .571								

IOWA -- 58

Name	FG	3-PT	FT	RB	PF	TP	A	TO	BK	S	MN
Looby	1-1	0-0	2-2	7	2	4	2	2	4	4	28
Gorney	4-7	0-0	0-0	4	1	8	0	2	0	0	22
Bohall	3-6	1-3	7-8	6	3	14	1	2	0	0	26
Johnson	1-5	1-3	0-0	3	0	3	4	3	1	0	34
Peterson	7-10	1-2	5-9	2	3	20	2	6	0	2	36
Palmer	0-0	0-0	0-0	0	1	0	0	1	0	0	1
Angle	0-2	0-2	0-0	0	0	0	0	0	0	0	1
Kelly	1-6	0-1	1-2	0	1	3	0	1	0	2	23
Tate	2-3	0-0	3-4	3	3	7	0	3	0	2	18
Cole	0-0	0-0	0-0	1	3	0	1	2	0	0	11
Team				2							
Totals	19-40	3-11	18-25	28	17	59	10	22	5	10	200
	FG%: .475	3PT%: .273	FT%: .720								

Score by Periods:

Northern Colorado	20	27	47
Iowa	26	33	59

Attendance: 8,483

2007-08 Game Summaries

(3) IOWA 62, FLORIDA GULF COAST 49
November 18, 2007, Carver-Hawkeye Arena, Iowa City, IA

A strong second half led Iowa to a 62-49 win over Florida Gulf Coast in Carver-Hawkeye Arena. The visitors hit six of their first seven shots from the field in taking a 14-8 advantage in the first three minutes. Iowa answered with a 9-0 scoring run over the next eight minutes to take a 17-14 advantage. Iowa also led by as many as six points in the opening half before scoring the last basket of the period to take a 32-30 advantage at the break.

The Hawkeye defense took over in the final 20 minutes, allowing the Eagles just 19 points in the second half. Iowa led throughout the second half, but the advantage was just four points with 8:52 to play. Iowa scored five straight points over the next two minutes and led by five or more the rest of the way, with the biggest advantage (61-47) coming with 1:11 to play.

Florida Gulf Coast shot just 28.6% from the field in the second half and just 38% for the game. The visitors also made just 6-23 (26.1%) three-point attempts and 5-11 (45.5%) free throws. After connecting on 42.9% of its first half field goals, Iowa shot 55% from the floor in the second half and 47.9% for the game. Iowa also held a 38-28 rebounding advantage, holding the aggressive Eagles to just seven offensive rebounds.

Senior guard Justin Johnson led Iowa with 19 points, seven rebounds, three assists and three steals. Freshman guard Jeff Peterson added nine points and four assists, while senior forward Seth Gorney grabbed a career-high 11 rebounds. Senior forward Kurt Looby added eight points and five rebounds and freshman forward Jarryd Cole contributed seven points, four rebounds and three steals.

FLORIDA GULF COAST -- 49

Name	FG	3-PT	FT	RB	PF	TP	A	TO	BK	S	M
Liddell	6-10	1-2	2-4	6	1	15	1	2	0	4	32
Adler	2-12	1-6	1-3	6	3	6	1	3	0	3	32
Barrowes	1-2	0-0	0-2	4	4	2	0	2	0	0	22
Quaintance	2-4	2-4	0-0	3	2	6	5	3	0	1	35
Wohlleb	6-16	1-6	0-0	3	0	13	3	4	1	0	32
Matheny	0-2	0-2	0-0	0	1	0	0	1	0	0	5
Lutkenhaus	0-0	0-0	0-0	0	1	0	0	0	0	0	2
Franklin	1-3	1-3	2-2	3	1	5	1	1	0	0	23
Pond	0-0	0-0	0-0	0	0	0	0	0	0	0	1
Narmbaye	1-1	0-0	0-0	0	2	2	0	1	0	0	10
Neptune	0-0	0-0	0-0	0	4	0	0	2	0	0	4
Rodriguez	0-0	0-0	0-0	1	0	0	0	0	0	0	1
Gelin	0-0	0-0	0-0	0	1	0	0	0	0	0	1
Team				2							
Totals	19-50	6-23	5-11	28	20	49	11	19	1	8	200
	FG%: .380	3PT%: .261	FT%: .455								

IOWA -- 62

Name	FG	3-PT	FT	RB	PF	TP	A	TO	BK	S	MN
Looby	4-5	0-0	0-0	5	2	8	0	1	1	0	24
Gorney	1-4	0-0	0-0	11	1	2	1	0	0	0	22
Bohall	2-7	1-5	3-4	4	2	8	4	3	0	2	32
Johnson	7-17	2-9	3-5	7	1	19	3	4	1	3	36
Peterson	3-4	0-1	3-4	0	3	9	4	6	0	1	33
Kelly	1-2	1-1	0-0	2	1	3	1	1	0	0	18
Tate	3-5	0-0	0-1	2	3	6	1	4	0	0	17
Cole	2-4	0-0	3-8	4	2	7	0	1	0	3	18
Team				3							
Totals	23-48	4-16	12-22	38	15	62	14	20	2	9	200
	FG%: .479	3PT%: .250	FT%: .545								

Score by Periods:

Florida Gulf Coast	30	19	49
Iowa	32	30	62

Attendance: 9,183

(4) IOWA 65, MARYLAND EASTERN SHORE 48
November 20, 2007, Carver-Hawkeye Arena, Iowa City, IA

Iowa didn't score its first point for over seven minutes and its first field goal until 12:36 remained in the first half, but the Hawkeyes played solid defense throughout and went on to a 65-49 win over Maryland Eastern Shore.

The Hawkeyes trailed by seven points in the early going, their biggest deficit of the season. Iowa took a 10-9 advantage with 7:42 left in the first half on a lay-up by Dan Bohall and led the rest of the way. The advantage was just three points, 21-18, at intermission.

Iowa began the second half with a basket, but could not pull away and led by just three points with 12:27 remaining. Justin Johnson hit a three-point basket and Bohall added two free throws as Iowa stretched the margin to eight with 10 minutes to play. The visitors would cut the margin to four (43-39) with 5:44 to play before Iowa pulled away over the final five minutes.

Both teams struggled from the field, with Iowa shooting 42.5% and UMES just 28.3%. Iowa took advantage of its free throw opportunities, hitting 26-32 free shots for a season-best 81.3%. Iowa held a 38-29 rebounding advantage and had a season-low 14 turnovers.

Johnson led Iowa with 19 points and Bohall added 10 points and five assists. Cyrus Tate sparked the offense in the first half and ended the game with nine points. Freshman Jarryd Cole led the Hawkeyes with seven rebounds and Seth Gorney collected six.

MARYLAND EASTERN SHORE -- 48

Name	FG	3-PT	FT	RB	PF	TP	A	TO	BK	S	M
Mirjacic	0-2	0-1	0-0	3	2	0	0	0	0	0	23
Jackson	1-6	0-0	0-0	5	5	2	0	3	0	2	34
Popovic	1-5	0-0	1-2	5	3	3	1	1	1	0	29
Davis	3-9	1-2	1-2	3	5	8	1	0	0	2	19
Tyson	11-24	7-10	3-4	2	3	32	2	3	0	1	40
Bright	1-7	1-4	0-0	0	1	3	2	3	0	0	16
Akram	0-3	0-2	0-0	0	0	0	0	0	0	1	4
McFadden	0-3	0-1	0-0	1	2	0	0	0	0	1	11
Nimocks	0-0	0-0	0-0	1	1	0	1	0	0	0	11
Krleski	0-0	0-0	0-0	0	0	0	0	0	0	0	3
Bivins	0-0	0-0	0-0	1	0	0	0	0	0	0	0+
Moore	0-1	0-0	0-0	2	3	0	1	1	0	0	10
Team				6							
Totals	17-60	9-20	5-8	29	25	48	8	12	1	7	200
	FG%: .283	3PT%: .450	FT%: .625								

IOWA -- 65

Name	FG	3-PT	FT	RB	PF	TP	A	TO	BK	S	MN
Looby	3-3	0-0	1-2	5	0	7	0	2	5	0	24
Gorney	1-3	0-0	2-2	6	0	4	0	0	0	1	17
Bohall	2-6	0-3	6-6	2	0	10	5	0	0	0	30
Johnson	5-13	4-12	5-7	3	3	19	1	1	2	1	36
Peterson	0-3	0-0	2-2	1	5	2	1	2	0	0	23
Palmer	0-0	0-0	0-0	1	0	0	0	0	0	0	5
Angle	0-0	0-0	0-0	0	0	0	0	1	0	0	11
Kelly	2-6	1-1	3-4	5	3	8	3	4	2	3	20
Tate	2-3	0-0	5-6	2	4	9	2	3	1	0	13
Cole	2-3	0-0	2-3	7	1	6	0	1	0	0	21
Team				6							
Totals	17-40	5-16	26-32	38	16	65	12	14	10	5	200
	FG%: .425	3PT%: .313	FT%: .813								

Score by Periods:

Maryland-ES	18	30	48
Iowa	21	44	65

Attendance: 8,583

2007-08 Game Summaries

(5) **BRADLEY 67, IOWA 56**
November 23, 2007, Convention Center, South Padre Island, TX

Iowa saw its four-game winning streak come to an end with a 67-56 loss to Bradley in the third round of the South Padre Island Invitational. Bradley used a 19-2 scoring run over an eight minute stretch in the first half to gain control and the Braves were able to hold off Iowa runs over the final 30 minutes of the contest. Iowa started fast in building a 15-8 margin in the first seven minutes before the Braves rallied. After trailing by 10 points in two occasions in the first half, Iowa closed to within four points before Bradley hit a three-pointer just before the buzzer to take a 37-30 halftime advantage.

Iowa trailed by as many as 14 points in the second half before cutting the deficit to five points with 8:46 remaining and six points with 3:33 to play. The Braves answered Iowa's final run with three-point baskets in consecutive possessions to secure the win.

The game was close in nearly all phases. Iowa shot 44.9% from the field compared to 43.6% for Bradley, while the Braves held a 33-31 rebounding advantage and committed four fewer turnovers (13-17). Bradley connected on 11-28 (39.3%) three-point attempts and Iowa hit 9-21 (42.9%).

Senior Justin Johnson, playing in his home state, led Iowa with 16 points and he also had five rebounds. Kurt Looby added 12 points and led the Hawkeyes with eight rebounds and Jake Kelly contributed 11 points, four rebounds, three assists and two steals.

BRADLEY -- 67

Name	FG	3-PT	FT	RB	PF	TP	A	TO	BK	S	M
Wilson	3-8	0-1	2-3	11	1	8	2	0	1	3	27
Crouch	5-13	4-11	0-0	1	1	14	4	1	0	0	36
Ruffin	8-16	6-10	2-2	1	0	24	7	1	0	5	36
Salley	1-2	0-0	0-0	3	1	2	0	2	0	1	18
Warren	1-4	1-4	2-2	4	1	5	1	4	0	0	27
Cole-Scott	1-2	0-1	0-0	2	2	2	2	2	0	0	10
Collins	3-5	0-0	0-2	3	2	6	0	2	1	0	15
Maniscalco	0-0	0-0	0-0	0	1	0	0	0	0	0	11
Egolf	0-2	0-1	0-0	1	3	0	0	0	0	1	9
Singh	2-3	0-0	2-2	2	2	6	0	1	0	0	11
Team				5							
Totals	24-55	11-28	8-11	33	14	67	16	13	2	10	200
	FG%:	.436	3PT%:	.393		FT%:	.727				

IOWA -- 56

Name	FG	3-PT	FT	RB	PF	TP	A	TO	BK	S	MN
Bohall	0-2	0-1	0-0	1	0	0	5	3	0	0	15
Johnson	6-12	4-9	0-1	5	0	16	1	2	0	1	37
Peterson	2-10	1-5	0-0	0	2	5	3	4	0	0	40
Looby	5-8	0-0	2-4	8	1	12	1	1	1	0	27
Gorney	3-4	0-0	0-0	5	2	6	3	2	1	0	29
Palmer	1-3	1-2	0-0	0	1	3	0	1	0	0	7
Angle	1-1	1-1	0-0	3	3	3	1	1	0	0	9
Kelly	4-7	2-3	1-2	4	1	11	3	1	0	2	22
Tate	0-2	0-0	0-0	1	1	0	0	2	0	0	5
Cole	0-0	0-0	0-0	2	4	0	0	0	0	0	9
Team				2							
Totals	22-49	9-21	3-7	31	15	56	17	17	2	3	200
	FG%:	.449	3PT%:	.429		FT%:	.429				

Score by Periods:

Bradley	37	30	67
Iowa	30	26	56

Attendance: 850

(6) **UTAH STATE 75, IOWA 62**
November 24, 2007, Convention Center, South Padre Island, TX

Utah State shot 50% from the field, 58.8% from three-point range and 81% from the free throw line in taking a 75-62 win over Iowa in the consolation game of the South Padre Invitational.

The Aggies built a 9-4 advantage in the first four minutes and never trailed. Iowa stayed close throughout the first half, cutting an early eight point deficit to two with eight minutes left. The lead expanded to as many as 12 points before Utah State led 36-27 at the break.

Iowa was never able to close the gap to less than five in the second half, as the Aggies would answer every Hawkeye run with points at their end of the floor. Utah State shot 52.4% from the field in the second half, including 66.7% (6-9) from three-point range. The Aggies were credited with 21 assists on their 24 field goals. Both teams were able to take care of the ball, as each had just seven turnovers.

Iowa's balanced attack was led by Justin Johnson, who was named to the all-tournament team. Johnson had 14 points against Utah State and led the team with two steals. Kurt Looby added 10 points and led Iowa with eight rebounds and two blocked shots. Freshman Jarryd Cole added a career-best 10 points and six rebounds, while Seth Gorney and Jake Kelly each scored eight points. Iowa shot 43.1% from the field, but connected on just 5-20 (25%) three-point attempts while being outrebounded 31-27. The Hawkeyes matched a season best by connecting on 81.3% of their free throw attempts.

UTAH STATE -- 75

Name	FG	3-PT	FT	RB	PF	TP	A	TO	BK	S	M
Clark	1-4	0-1	2-4	0	1	4	9	1	0	0	31
Spraggins	5-7	3-5	1-2	1	3	14	1	0	0	2	31
Carroll	5-8	4-5	6-6	12	3	20	5	2	0	0	37
DeCharme	8-14	1-1	3-4	3	1	20	0	1	0	0	31
Wilkinson	1-6	0-2	2-2	3	2	4	1	0	0	0	28
Williams	0-0	0-0	0-0	0	1	0	0	0	0	0	2
Stephens	0-3	0-2	0-0	1	0	0	2	1	0	1	9
Newbold	2-2	2-2	0-0	3	0	6	0	0	0	0	10
Wesley	2-3	0-0	3-3	1	4	7	3	2	1	0	15
Formisano	0-1	0-0	0-0	2	0	0	0	0	0	0	6
Team				5							
Totals	24-48	10-17	17-21	31	15	75	21	7	1	3	200
	FG%:	.500	3PT%:	.588		FT%:	.810				

IOWA -- 62

Name	FG	3-PT	FT	RB	PF	TP	A	TO	BK	S	MN
Bohall	1-3	0-2	0-2	2	3	2	1	1	0	0	17
Johnson	5-16	2-11	2-2	1	1	14	1	0	0	2	34
Peterson	1-6	0-2	2-2	1	5	4	5	3	0	0	26
Looby	5-6	0-0	0-0	8	2	10	2	0	2	1	33
Gorney	3-4	0-0	2-2	2	0	8	0	0	0	0	18
Palmer	0-1	0-0	0-0	0	1	0	0	0	0	0	5
Angle	2-4	2-2	0-1	1	0	6	0	0	0	0	8
Kelly	2-4	1-2	3-3	3	4	8	2	3	0	0	34
Cole	3-7	0-1	4-4	6	2	10	1	0	1	0	25
Team				3							
Totals	22-51	5-20	13-16	27	18	62	12	7	3	3	200
	FG%:	.431	3PT%:	.250		FT%:	.813				

Score by Periods:

Utah State	36	39	75
Iowa	27	35	62

Attendance: 900

2007-08 Game Summaries

(7) WAKE FOREST 56, IOWA 47
November 26, 2007, Carver-Hawkeye Arena, Iowa City, IA

A slow start proved to be too much to overcome as the Hawkeyes dropped a 56-47 decision to Wake Forest Monday in Iowa City to kick off the 2007 Big Ten/ACC Challenge. Iowa shot just 33.3% from the field in the opening half and trailed the Demon Deacons 33-17 at halftime. The Hawkeyes were guilty of 14 turnovers in the first half and were outrebounded by a 20-17 margin.

The Hawkeyes played much better in the second half, cutting the deficit to eight points, 27-35, with 14:23 to play. Wake Forest did not record its first field goal of the second half until the 14 minute mark.

The Demon Deacons expanded their lead to as many as 17 points with five minutes to play before Iowa rallied. Iowa cut the margin to seven in the final minutes, but could get no closer than 47-54 with 13 seconds remaining.

Iowa shot just 38% from the field, including just 13.3% from three-point range and 38.9% from the free throw line. The Hawkeye defense was strong, allowing Wake Forest to shoot just 33.9% from the field, including just 26.1% in the second half. Iowa held a 40-39 rebounding advantage, but was guilty of a season-high 22 turnovers after having just seven in its most recent game against Utah State.

Freshman forward Jarryd Cole came off the bench to score a career-high 14 points to lead the Hawkeyes in scoring, hitting 7-10 field goal attempts and also collecting seven rebounds. Freshman Jake Kelly added nine points and freshman Jeff Peterson added seven assists. Senior forward Kurt Looby led Iowa's inside game with a game-high 10 rebounds and three blocked shots.

WAKE FOREST -- 56

Name	FG	3-PT	FT	RB	PF	TP	A	TO	BK	S	M
Johnson	3-9	1-5	0-0	6	4	7	0	1	1	2	18
McFarland	6-12	0-0	3-5	8	2	15	0	2	3	2	32
Hale	0-5	0-3	2-2	2	2	2	2	0	0	0	27
Smith	2-8	0-1	0-3	4	4	4	2	3	0	4	24
Williams	2-8	0-2	1-2	4	4	5	1	2	0	0	36
Teague	2-5	0-1	5-6	5	3	9	0	0	0	0	27
Clark	1-3	0-1	1-1	1	0	3	0	0	0	0	6
Skeen	3-6	0-2	5-7	6	2	11	0	0	0	1	28
Weaver	0-0	0-0	0-0	0	0	0	0	1	0	0	2
Team				3							
Totals	19-56	1-15	17-26	39	21	56	6	15	4	12	200
	FG%: .339	3PT%: .067	FT%: .654								

IOWA -- 47

Name	FG	3-PT	FT	RB	PF	TP	A	TO	BK	S	MN
Looby	0-1	0-0	0-1	10	1	0	0	3	3	1	16
Gorney	0-0	0-0	0-0	0	0	0	0	1	0	0	10
Bohall	0-1	0-1	0-0	0	3	0	0	1	0	0	10
Johnson	3-15	0-5	2-3	7	4	8	2	3	0	0	32
Peterson	2-9	0-4	1-7	3	3	5	7	7	0	1	40
Palmer	2-3	1-1	2-4	1	1	7	0	1	0	1	6
Angle	0-0	0-0	2-2	3	1	2	0	0	0	0	11
Kelly	4-8	1-4	0-0	2	5	9	2	1	0	0	27
Tate	1-3	0-0	0-0	2	1	2	0	1	0	0	15
Cole	7-10	0-0	0-1	7	4	14	0	3	0	1	33
Team				5				2			
Totals	19-50	2-15	7-18	40	23	47	11	23	3	4	200
	FG%: .380	3PT%: .133	FT%: .389								

Score by Periods:

Wake Forest	33	23	56
Iowa	17	30	47

Attendance: 9,120

(8) LOUISIANA-MONROE 72, IOWA 67 (OT)
November 30, 2007, Carver-Hawkeye Arena, Iowa City, IA

Too many turnovers proved costly as Iowa dropped a 72-67 overtime decision to Louisiana-Monroe in the opening round of the Hawkeye Challenge. The Hawkeyes were guilty of 29 turnovers, including 17 in the second half.

Iowa used a 10-0 scoring run early in the game to take control, and led 31-22 at halftime after shooting 52.2% from the field and holding the visitors to 37.5% shooting. Iowa continued to shoot well early in the second half, building its biggest advantage to 41-25 with 16 minutes to play.

Louisiana-Monroe rallied behind some solid shooting, as the Warhawks shot 50% in the second half, including 36.4% from three-point range.

Two free throws by Cyrus Tate gave Iowa a 53-48 advantage with 3:17 to play, but the Warhawks got a three-point basket from Jonas Brown and a lay-up by Tony Hooper to tie the score with 1:08 remaining. A rebound basket by Kurt Looby gave Iowa a 55-53 lead with 32 seconds left before two free throws by Hooper with 23 seconds remaining tied the score again. Iowa missed a field goal attempt in the closing seconds and had a chance to win after Looby was fouled with 2.6 seconds left, but both free throw attempts were off the mark.

The Warhawks hit four straight three-point baskets to start the overtime period and Iowa could not catch up. Johnson led Iowa with 26 points and he completed his first career double-double with 10 rebounds. Looby added nine points and a career-best 12 rebounds and Jake Kelly added six assists.

LOUISIANA-MONROE -- 72

Name	FG	3-PT	FT	RB	PF	TP	A	TO	BK	S	M
Turner	4-4	0-0	2-3	3	5	10	0	2	1	0	23
Nweke	1-2	0-0	1-2	9	4	3	0	2	0	0	24
Hooper	10-19	2-10	4-10	3	3	26	2	3	1	3	39
Brasher	5-9	4-8	0-0	2	5	14	2	0	0	1	37
Brown	2-9	2-5	3-6	2	1	9	6	1	0	5	42
Payne	2-4	2-4	4-6	0	3	10	2	5	0	3	30
Roberts	0-1	0-1	0-0	1	1	0	0	1	0	1	13
Hampton	0-2	0-0	0-2	4	0	0	1	0	1	0	16
Garrison	0-0	0-0	0-0	0	0	0	0	0	0	0	1
Team				2							
Totals	24-50	10-28	14-29	26	22	72	13	14	3	13	225
	FG%: .480	3PT%: .357	FT%: .483								

IOWA -- 67

Name	FG	3-PT	FT	RB	PF	TP	A	TO	BK	S	MN
Cole	1-3	0-0	2-5	7	4	4	1	5	0	1	35
Looby	4-4	0-0	1-4	12	2	9	1	3	0	1	29
Johnson	8-15	6-15	4-7	10	1	26	1	3	0	0	42
Peterson	2-6	2-3	3-4	5	3	9	3	8	0	1	38
Kelly	1-4	0-0	0-0	2	5	2	6	4	0	1	32
Palmer	0-0	0-0	0-0	0	0	0	0	0	0	0	3
Angle	2-4	0-2	0-0	1	1	4	0	1	0	0	13
Bohall	2-3	1-2	0-0	0	4	5	1	3	0	0	12
Tate	1-3	0-0	2-3	0	0	4	0	1	0	0	8
Gorney	1-3	0-0	2-3	4	2	4	1	0	0	0	13
Team				2							
Totals	22-48	9-22	14-26	43	22	67	14	29	0	4	225
	FG%: .458	3PT%: .409	FT%: .538								

Score by Periods:

Louisiana-Monroe	22	33	17	72
Iowa	31	24	12	67

Attendance: 9,158

2007-08 Game Summaries

(9) IOWA 57, EASTERN ILLINOIS 45
December 1, 2007, Carver-Hawkeye Arena, Iowa City, IA

Iowa held Eastern Illinois to 37.8% shooting from the field in taking a 57-45 win in the consolation game of the Hawkeye Challenge.

Senior guard Justin Johnson hit the first two field goals of the game as Iowa jumped to a 5-0 advantage. The Hawkeyes never trailed and led by as many as 12 points in the first half before taking a 24-19 lead into the halftime break.

The Hawkeyes improved their shooting eye in the second half, improving to 52% in the period and ending the game at 45.7%. Iowa made 6-11 (54.5%) of its three-point attempts in the second half. Iowa's biggest advantage (44-24) came with 13:29 left on a dunk by Kurt Looby. Eastern Illinois was never closer than 12 the rest of the way.

Iowa held a 29-23 rebounding advantage and was guilty of 16 turnovers after having 29 the previous night in an opening round loss.

Johnson led Iowa with 25 points and he added five rebounds. Johnson set a tournament record with 13 three-point baskets. Johnson connected on seven treys against Eastern Illinois, which ties for third best in a single game at Iowa. He was named to the all-tournament team for the second straight year.

Looby added eight rebounds, six points and two steals, while freshman Jarryd Cole had 10 points and four rebounds.

EASTERN ILLINOIS -- 45

Name	FG	3-PT	FT	RB	PF	TP	A	TO	BK	S	M
Catchings	1-2	0-0	6-7	3	3	8	0	1	0	0	32
Byrne	0-3	0-0	0-0	5	2	0	2	3	0	2	26
Cisse	1-2	0-0	0-1	2	1	2	0	0	0	1	21
Martin	5-13	4-8	4-4	1	1	18	0	1	0	1	27
Robinson	0-4	0-1	0-1	0	0	0	1	5	0	3	15
Laser	0-0	0-0	0-0	2	1	0	1	5	0	0	17
Parrish	0-1	0-0	0-0	0	0	0	1	0	0	0	7
Willhite	3-4	0-0	0-0	2	1	6	3	0	0	1	17
Anthony	1-2	1-1	0-0	2	1	3	0	0	0	0	12
Jolliff	3-6	0-0	2-2	2	1	8	0	0	0	0	26
Team				4							
Totals	14-37	5-10	12-15	23	11	45	8	15	0	8	200
	FG%: .378	3PT%: .500	FT%: .800								

IOWA -- 57

Name	FG	3-PT	FT	RB	PF	TP	A	TO	BK	S	MN
Cole	4-5	0-0	2-3	4	3	10	0	2	0	0	29
Looby	3-3	0-0	0-0	8	5	6	1	2	1	2	25
Johnson	9-13	7-10	0-0	5	1	25	1	1	0	1	35
Peterson	1-6	0-3	0-0	2	0	2	2	3	0	1	36
Kelly	1-9	1-4	0-0	2	1	3	4	3	0	0	27
Palmer	1-4	0-1	1-1	1	0	3	0	0	0	1	6
Angle	2-5	2-4	2-3	4	2	8	3	2	0	0	19
Bohall	0-0	0-0	0-0	0	1	0	1	0	0	0	4
Tate	0-0	0-0	0-0	1	2	0	1	3	1	0	9
Gorney	0-1	0-0	0-0	0	1	0	0	0	0	0	10
Team				2							
Totals	21-46	10-22	5-7	29	16	57	13	16	2	5	200
	FG%: .457	3PT%: .455	FT%: .714								

Score by Periods:

Eastern Illinois	19	26	45
Iowa	24	33	57

Attendance: 9,107

(10) IOWA 62, NORTHERN IOWA 55
December 5, 2007, McLeod Center, Cedar Falls, IA

Iowa used a solid shooting night, a dominating performance on the backboards and a solid defensive effort in taking a 62-55 win over Northern Iowa in the McLeod Center. The attendance of 7,043 set a record for the largest crowd for a basketball game in the facility.

The two teams battled back and forth throughout the night, as the game was tied six times and included seven lead changes. Iowa shot 56.5% in the first half, connecting on 6-8 (75%) three-point attempts. Northern Iowa led 27-23 with 3:30 left in the period before a 10-3 scoring run gave Iowa a 33-30 advantage at the break.

The Panthers connected on a pair of three-pointers to start the second half, gaining the lead at 38-35 with 15 minutes to play. A three-point basket by Justin Johnson tied the score and Iowa took the lead for good on a pair of free throws by Jake Kelly with 14:33 remaining. The Hawkeyes led the rest of the way, building their biggest advantage to eight with just under six minutes left.

Northern Iowa closed the gap to three points (58-55) and had a three-point attempt to tie the score with just under one minute remaining. Iowa rebounded the miss and added to the lead on two free throws by Tony Freeman with 35 seconds left.

The Hawkeyes ended the game with a 37-16 rebounding advantage while shooting 50% from the field and 58.8% from three-point range. The Hawkeyes made their final eight free throw attempts and shot 88.9% from the foul line. Kelly led Iowa with a career-high 19 points, while Freeman, in his first action of the season, scored 15 and Johnson had 13. Kurt Looby led Iowa with seven rebounds.

IOWA -- 62

Name	FG	3-PT	FT	RB	PF	TP	A	TO	BK	S	M
Cole	1-3	0-0	0-0	5	5	2	0	2	1	0	19
Looby	0-1	0-0	0-0	7	3	0	1	1	0	0	19
Angle	1-3	1-3	0-0	6	1	3	0	3	0	1	21
Johnson	5-10	3-5	0-0	4	1	13	2	5	0	1	38
Kelly	6-13	3-5	4-4	3	2	19	1	1	0	2	38
Palmer	0-0	0-0	0-0	0	1	0	0	0	0	0	1
Freeman	5-7	3-3	2-2	1	0	15	3	3	0	0	24
Tate	3-5	0-0	2-3	4	5	8	0	2	0	0	20
Gorney	1-2	0-1	0-0	5	2	2	1	1	1	0	20
Team				2							
Totals	22-44	10-17	8-9	37	20	62	8	18	2	4	200
	FG%: .500	3PT%: .588	FT%: .889								

NORTHERN IOWA -- 55

Name	FG	3-PT	FT	RB	PF	TP	A	TO	BK	S	MN
Koch	3-8	0-2	2-4	5	1	8	3	3	0	2	33
Eglseder	3-5	1-1	1-2	4	0	8	0	0	3	0	19
Josten	2-6	2-3	0-0	0	2	6	2	2	0	1	34
Brown	3-6	1-2	0-0	0	2	7	1	0	0	2	26
Dunham	2-5	1-3	0-0	0	2	5	1	2	0	3	34
Coleman	3-6	0-0	7-13	5	1	13	1	0	2	0	20
Viet	3-7	2-6	0-0	1	2	8	1	0	0	0	20
Montgomery	0-1	0-1	0-0	0	2	0	1	0	0	0	7
O'Rear	0-1	0-0	0-0	0	3	0	1	0	0	1	7
Team				1							
Totals	19-45	7-18	10-19	16	15	55	11	7	5	9	200
	FG%: .422	3PT%: .389	FT%: .526								

Score by Periods:

Iowa	33	29	62
Northern Iowa	30	25	55

Attendance: 7,043

2007-08 Game Summaries

(11) IOWA STATE 56, IOWA 47
December 8, 2007, Hilton Coliseum, Ames, IA

Iowa suffered its coldest shooting game of the season in a 56-47 loss at Iowa State, failing to shoot over 40% from the field for the first time in 11 games. Iowa State used an aggressive defense to contribute to Iowa's shooting woes and outscored the Hawkeyes 20-5 from the free throw line in earning the victory.

Both teams started slow as Iowa shot just 29% in the opening half, compared to 28.6% for the Cyclones. Iowa led by as many four points in the early going, but Iowa State held a 26-22 halftime advantage.

The Hawkeyes never led in the second half, but cut the deficit to seven points on back-to-back baskets by Jarryd Cole with just under 10 minutes remaining. That was as close as Iowa would get.

The Hawkeyes shot just 32.1% for the game, including 28.6% (6-21) from three-point range and 50% (5-10) from the free throw line. The Iowa defense held Iowa State to 31.4% shooting, but the Cyclones connected on 20-27 (74.1%) free throw attempts. Iowa held a slight 41-40 rebounding advantage and had just 12 turnovers, but nine of those came in the second half.

Cole led Iowa with 15 points and nine rebounds, both career-bests for the freshman forward. Freshman Jake Kelly added 13 points, five rebounds and five assists.

IOWA -- 47

Name	FG	3-PT	FT	RB	PF	TP	A	TO	BK	S	M
Johnson	3-15	3-12	0-0	5	3	9	0	3	0	0	34
Kelly	4-9	1-2	4-4	5	4	13	5	3	0	0	35
Angle	2-5	2-4	0-2	4	4	6	1	0	0	0	25
Cole	7-10	0-0	1-4	9	2	15	0	1	0	0	35
Looby	0-1	0-0	0-0	4	3	0	0	0	1	0	17
Palmer	0-1	0-1	0-0	0	2	0	0	1	0	0	1
Peterson	2-10	0-1	0-0	5	2	4	2	3	0	2	32
Tate	0-0	0-0	0-0	0	1	0	0	1	0	0	8
Gorney	0-5	0-1	0-0	1	1	0	0	0	1	0	13
Team				8							
Totals	18-56	6-21	5-10	41	22	47	8	12	2	2	200
	FG%: .321	3PT%: .286	FT%: .500								

IOWA STATE -- 56

Name	FG	3-PT	FT	RB	PF	TP	A	TO	BK	S	MN
Clark	3-9	1-3	7-8	3	3	14	2	1	0	1	31
Brackins	3-15	0-1	3-3	6	0	9	1	0	3	0	27
Petersen	1-6	1-6	0-0	5	3	3	4	0	0	1	25
Hubalek	5-6	1-1	4-7	6	5	15	0	3	1	1	23
Johnson	3-8	1-3	2-2	6	2	9	2	0	1	0	27
Lee	0-0	0-0	0-0	0	0	0	0	0	0	0	1
Garrett	0-1	0-0	3-5	2	0	3	1	0	0	4	20
Thompson	0-4	0-2	1-2	4	0	1	0	2	1	0	20
Haluska	1-2	0-0	0-0	2	2	2	0	0	0	0	16
Johnson	0-0	0-0	0-0	3	1	0	0	0	0	1	10
Team				3							
Totals	16-51	4-16	20-27	40	16	56	10	6	6	8	200
	FG%: .314	3PT%: .250	FT%: .741								

Score by Periods:

Iowa	22	25	47
Iowa State	26	30	56

Attendance: 14,376

(12) DRAKE 56, IOWA 51
December 14, 2007, Carver-Hawkeye Arena, Iowa City, IA

Iowa rallied from an eight point halftime deficit to lead by as many as five points in the second half, but the Hawkeyes were unable to hold on as Drake scored a 56-51 win in Iowa City.

Iowa connected on seven of its first 10 field goal attempts of the second half, turning a 29-21 deficit into a 39-34 advantage with 11:58 to play. Iowa failed to score for over six minutes as Drake rallied for a 40-39 advantage at the 7:03 mark. A basket by Jarryd Cole gave Iowa a 41-40 advantage with 5:22 left before Drake scored eight straight points to gain control. Iowa cut the deficit to 48-46 with 1:45 remaining, but Drake responded with a three-point basket at the 1:14 mark to secure its advantage.

Both teams started slow, with Iowa holding a 14-13 lead after the first 10 minutes. Drake took control with a 14-2 scoring run to lead by as many as 11 before settling for the eight point margin at the break. Iowa shot 34.8% in the first half and Drake 33.3%. Iowa improved to 48.1% in the second half and 42% for the game, while the Hawkeye defense held the Bulldogs to just 34.6% overall.

Iowa held the advantage in made field goals (21-18) and three-pointers (9-8), while the rebounding was even. Drake, however, connected on 12-17 free throws, while Iowa, in what is believed to be the first time ever, did not attempt a free throw. The Bulldogs were not whistled for a foul after collecting their sixth team foul with 7:52 remaining.

Cole led Iowa with 12 points, while Tony Freeman added nine and Justin Johnson and Jake Kelly each added eight. Kurt Looby collected seven rebounds, while Cole and Peterson each had five.

DRAKE -- 56

Name	FG	3-PT	FT	RB	PF	TP	A	TO	BK	S	M
Korver	3-10	2-9	2-2	4	0	10	0	0	0	0	31
Cox	3-9	1-2	3-4	10	1	10	1	1	0	0	32
Houston	3-5	2-3	2-2	2	1	10	2	0	0	1	31
Emmenecker	0-2	0-0	1-2	7	1	1	3	3	0	2	33
Young	4-14	2-9	4-5	2	3	14	3	3	0	1	37
Heemskerck	1-1	0-0	0-2	5	1	2	1	1	0	1	17
Baryenbruch	1-3	1-3	0-0	0	1	3	0	0	0	0	3
Parker	1-3	0-1	0-0	1	2	2	1	2	0	2	7
Hall	2-5	0-0	0-0	1	0	4	1	0	0	1	9
Team				1							
Totals	18-52	8-27	12-17	33	10	56	12	10	0	8	200
	FG%: .346	3PT%: .296	FT%: .706								

IOWA -- 51

Name	FG	3-PT	FT	RB	PF	TP	A	TO	BK	S	MN
Cole	6-6	0-0	0-0	5	3	12	0	4	0	0	32
Gorney	1-3	0-0	0-0	2	1	2	1	2	0	0	13
Johnson	3-9	2-8	0-0	4	3	8	3	3	2	0	36
Peterson	3-6	1-3	0-0	5	4	7	5	3	0	1	31
Kelly	3-6	2-2	0-0	1	4	8	1	0	1	0	29
Palmer	0-0	0-0	0-0	1	1	0	0	1	0	0	3
Angle	1-1	1-1	0-0	0	1	3	0	0	0	0	6
Freeman	3-14	3-7	0-0	2	2	9	0	2	0	0	22
Tate	0-0	0-0	0-0	0	0	0	0	1	0	0	4
Looby	1-5	0-0	0-0	7	2	2	3	0	0	2	24
Team				6							
Totals	21-50	9-21	0-0	33	21	51	13	16	3	3	200
	FG%: .420	3PT%: .429	FT%: .000								

Score by Periods:

Drake	29	27	56
Iowa	21	30	51

Attendance: 9,863

2007-08 Game Summaries

(13) IOWA 57, SOUTHEASTERN LOUISIANA 50
December 29, 2007, Carver-Hawkeye Arena, Iowa City, IA

Iowa rallied for a 57-50 win over Southeastern Louisiana in Iowa City to conclude non-conference action. The Hawkeyes trailed by 14 points in the first half and by seven at halftime before winning for the first time this season after trailing at intermission.

The Hawkeyes started the game by hitting their first two field goal attempts to take a 5-0 advantage in the first minute. Iowa was then held scoreless for nearly 13 minutes as the visitors scored 17 straight points. Iowa used two three-point baskets by J.R. Angle and one by Tony Freeman to cut the margin to 25-18 at the break.

Southeastern Louisiana led by nine in the second half before Iowa rallied. A lay-up by Jarryd Cole tied the game at 29 with 13:20 to play and a dunk by Cole at the 11:55 mark gave Iowa the lead for the first time since the opening minute. Cole, however, was injured just after his second basket, suffering a torn ACL in his left knee.

Southeastern LA rallied and led by three points with 3:58 remaining. A lay-up by Cyrus Tate cut the deficit to a single point and a three-pointer by Freeman with 3:01 left gave Iowa the lead for good. Another Tate basket gave Iowa a 48-44 advantage. Iowa sealed the game by hitting its final nine free throw attempts.

Iowa shot just 37.2% from the field and lost the rebounding battle by a 37-28 margin. The Hawkeyes collected 13 assists on their 16 made field goals and had a season-high 12 steals.

Freeman led Iowa with 15 points, seven rebounds, four assists and three steals. Angle added career bests in points (10) and steals (three), Tate had 10 points and six rebounds and Justin Johnson contributed 10 points, four rebounds and four assists.

SE LOUISIANA -- 50

Name	FG	3-PT	FT	RB	PF	TP	A	TO	BK	S	M
Span	5-13	0-0	1-2	5	4	11	0	3	0	0	31
Nance	2-7	0-0	0-2	6	4	4	6	3	1	1	38
Sullivan	4-5	0-0	0-1	6	4	8	1	3	1	2	26
Green	5-9	3-6	0-0	3	0	13	1	3	0	1	21
Nicks	1-3	1-3	3-4	6	4	6	4	3	0	0	20
Arnold	2-7	0-2	0-0	3	0	4	1	0	1	0	28
Ndoumba	2-5	0-0	0-1	2	4	4	0	2	0	0	16
Austin	0-0	0-0	0-0	2	5	0	2	2	0	0	20
Team				3				1			
Totals	21-49	4-11	4-10	37	25	50	15	20	3	4	200
	FG%: .429	3PT%: .360	FT%: .400								

IOWA -- 57

Name	FG	3-PT	FT	RB	PF	TP	A	TO	BK	S	MN
Cole	2-2	0-0	0-2	4	1	4	0	2	0	1	21
Looby	1-2	0-0	0-0	1	1	2	0	2	2	0	9
Johnson	3-10	2-7	2-2	4	4	10	4	1	1	2	35
Peterson	0-2	0-1	0-0	1	1	0	0	2	0	1	12
Kelly	1-7	0-1	4-6	1	2	6	3	1	0	2	37
Palmer	0-1	0-0	0-0	1	1	0	0	1	0	0	4
Angle	4-7	3-7	1-2	0	1	10	2	0	1	3	23
Freeman	3-8	2-5	7-11	7	2	15	4	1	0	3	34
Tate	3-3	0-0	4-7	6	5	10	0	3	0	0	14
Gorney	0-1	0-0	0-0	1	0	0	0	0	0	0	11
Team				2							
Totals	16-43	7-21	18-30	28	18	57	13	13	4	12	200
	FG%: .372	3PT%: .333	FT%: .600								

Score by Periods:				Attendance: 10,806
SE Louisiana	25	25	50	
Iowa	18	39	57	

(14) INDIANA 79, IOWA 76
January 2, 2008, Carver-Hawkeye Arena, Iowa City, IA

Iowa rallied in the final two minutes after trailing by 13 points, but time ran out as No. 11/12 Indiana left Carver-Hawkeye Arena with a 79-76 win. The Hoosiers used an 11-1 scoring run to take a 70-57 advantage with 2:10 remaining before Iowa senior Justin Johnson went on a three-point spree that nearly carried Iowa to an upset victory.

Johnson hit six three-point baskets in the final 1:55, and even added a free throw after being fouled on one of the attempts for a four-point play. His final trey came from roughly 40-feet with four seconds to play to cut the deficit to 78-76. Indiana's Lance Stemler then hit one of two free throws and Iowa was unable to get a final shot attempt as time expired.

Johnson ended the game with a career-high 29 points (10-15 FG, 8-13 treys). He also collected six rebounds, three assists and three blocked shots. Tony Freeman added 12 points and nine assists and Seth Gorney had seven points and 10 rebounds.

The Hoosiers led by as many as nine points in the first half, but Iowa rallied late in the period and the score was knotted at 34 at intermission. Iowa rallied from an eight point deficit in the second half and trailed 59-56 with 6:50 remaining before Indiana regained control with its scoring run over the next five minutes.

Iowa shot 43.1% from the field, compared to 49.1% for Indiana. The Hoosiers connected on 71.9% from the foul line (23-32), compared to 60% (15-25) for Iowa. The rebounding was even.

INDIANA -- 79

Name	FG	3-PT	FT	RB	PF	TP	A	TO	BK	S	M
White, D.J.	6-13	0-0	4-6	15	3	16	1	2	0	0	34
White, Mike	0-1	0-0	0-0	1	3	0	1	1	0	1	14
Bassett	0-1	0-0	0-0	0	1	0	0	0	0	0	3
Ellis	6-10	0-2	3-4	7	1	15	7	1	1	5	35
Gordon	7-12	2-5	9-11	1	2	25	2	4	0	0	37
Thomas	1-4	0-0	2-2	1	4	4	1	0	0	0	6
Crawford	4-7	1-2	3-5	4	2	12	0	3	1	1	30
Ratliff	1-3	0-2	0-0	1	5	2	0	0	0	1	15
Stemler	1-2	1-2	2-4	5	2	5	1	0	0	1	26
Team				1							
Totals	26-53	4-13	23-32	36	23	79	13	11	2	9	200
	FG%: .491	3PT%: .308	FT%: .719								

IOWA -- 76

Name	FG	3-PT	FT	RB	PF	TP	A	TO	BK	S	MN
Tate	3-3	0-0	2-5	7	2	8	0	1	0	0	20
Gorney	2-6	0-0	3-4	10	4	7	3	1	1	0	30
Freeman	3-14	2-6	4-8	1	5	12	9	5	0	0	39
Johnson	10-15	8-13	1-1	6	2	29	3	2	3	1	37
Kelly	0-0	0-0	0-0	1	0	0	0	0	0	0	5
Palmer	0-0	0-0	0-0	2	3	0	0	0	0	0	1
Angle	2-7	1-6	0-0	2	3	5	2	0	0	0	25
Peterson	2-9	0-2	2-2	2	3	6	4	2	0	1	33
Looby	3-4	0-0	3-5	4	1	9	0	1	2	0	10
Team				1							
Totals	25-58	11-27	15-25	36	23	76	21	13	6	2	200
	FG%: .431	3PT%: .407	FT%: .600								

Score by Periods:				Attendance: 9,890
Indiana	34	45	79	
Iowa	34	42	76	

2007-08 Game Summaries

(15) WISCONSIN 64, IOWA 51
January 5, 2008, Kohl Center, Madison, WI

Wisconsin used a 17-4 scoring run over a nine minute period in the second half in taking a 64-51 win in Madison. The Hawkeyes trailed by six, 28-22 at intermission, but scored the first six points of the second half to pull even.

From there the Badgers held Iowa without a field goal for just under nine minutes in gaining control. Iowa was able to cut the deficit to nine, 54-45, with just under five minutes remaining, but could get no closer.

The Hawkeyes had trailed by as many as nine in the first half before closing the gap to two points, 24-22, in the last two minutes of the period. Iowa shot 52.9% from the field in the opening half, including 57.1% (4-7) from three-point range. Iowa was unable to maintain that accuracy in the second half, shooting just 35.7%.

After shooting 31% in the first half, Wisconsin shot 55% in the second half and added 12-18 (66.7%) free throws after the break. For the game Wisconsin shot 70.4% from the foul line, compared to just 46.7% (7-15) for Iowa.

Wisconsin won the rebounding battle 34-31 and collected seven steals while forcing 14 Iowa turnovers. Ten of Iowa's turnovers occurred in the first half and the Hawkeyes were guilty of a season-high 27 personal fouls.

Justin Johnson led Iowa with 13 points, while Cyrus Tate, Tony Freeman and Jeff Peterson each added eight. Johnson made his first two three-point attempts, running his streak to eight straight before missing. Tate led Iowa with eight rebounds, while Freeman and Jake Kelly each collected three assists.

IOWA -- 51

Name	FG	3-PT	FT	RB	PF	TP	A	TO	BK	S	M
Tate	3-8	0-0	2-6	8	4	8	1	1	2	0	33
Gorney	0-3	0-0	0-0	5	3	0	1	1	1	1	26
Freeman	3-7	1-5	1-3	3	2	8	3	3	0	0	28
Johnson	4-8	3-5	2-2	4	5	13	0	1	0	0	31
Kelly	1-3	1-1	0-0	1	5	3	3	0	0	0	27
Angle	3-6	1-3	0-0	3	2	7	2	2	0	0	21
Peterson	3-7	0-3	2-3	2	4	8	2	5	0	1	25
Looby	2-3	0-0	0-1	2	2	4	0	0	1	0	9
Team				3				1			
Totals	19-45	6-17	7-15	31	27	51	12	14	4	2	200
	FG%:	.422	3PT%:	.353		FT%:	.467				

WISCONSIN -- 64

Name	FG	3-PT	FT	RB	PF	TP	A	TO	BK	S	MN
Landry	1-8	0-0	3-4	6	2	5	2	1	1	0	32
Butch	7-12	0-3	8-11	7	1	22	1	0	1	1	25
Hughes	2-8	2-4	0-1	3	3	6	2	1	1	3	33
Flowers	4-6	1-3	1-1	4	2	10	2	1	0	1	37
Krabbenhof	3-5	0-0	6-8	7	1	12	1	1	0	1	35
Bohannon	1-6	0-2	0-0	3	3	2	0	1	0	1	19
Leuer	2-3	2-3	1-2	1	1	7	1	1	0	0	14
Stiemsma	0-1	0-0	0-0	0	0	0	0	1	0	0	4
Gullickson	0-0	0-0	0-0	0	1	0	0	0	0	0	1
Team				3							
Totals	20-49	5-15	19-27	34	14	64	9	7	3	7	200
	FG%:	.408	3PT%:	.333		FT%:	.704				

Score by Periods:

Iowa	22	29	51
Wisconsin	28	36	64

Attendance: 17,190