

**THE UNIVERSITY OF IOWA**



**HAWKEYE  
TRACK & FIELD**



TRACK AND FIELD CONTACT: STEPHANIE DITTMER

**2011 INDOOR BIG TEN  
TRACK AND FIELD CHAMPIONSHIPS  
FEBRUARY 26-27, 2011**

**MEN - CHAMPIAGN, IL**

**WOMEN - WEST LAFAYETTE, IN**



**ILLINOIS**



**PURDUE**

University of Iowa Sports Information Office - Carver-Hawkeye Arena, Iowa City, IA 52242  
Phone: 319/335-9411 - Fax: 319/335-9417 - [www.hawkeyesports.com](http://www.hawkeyesports.com)

# THE UNIVERSITY OF IOWA



## HAWKEYE TRACK & FIELD



TRACK AND FIELD CONTACT: STEPHANIE DITTMER

February 22, 2011

### 2010-11 IOWA TRACK & FIELD INDOOR SCHEDULE

Date	Meet
Jan. 8	at Illinois Open (Champaign, IL)
Jan. 15	Iowa Open (Iowa City, IA)
Jan. 21-22	at Jack Johnson Classic (Minneapolis, MN)
Jan. 28-29	at Razorback Invitational (Fayetteville, AR)
Feb. 5	at Meyo Invite (South Bend, IN)
Feb. 11-12	at ISU Classic (Ames, IA) at Flotrack Husky Classic (Seattle, WA)
Feb. 18	Iowa Invitational (Iowa City, IA)
Feb. 26-27	at Big Ten Championships (West Lafayette, IN) (W) (Champaign, IL) (M)
Mar. 5	at NCAA Last Chance Meet (TBA)
Mar. 11-12	at NCAA Championships (College Station, TX)

### IOWA COACHING STAFF

<b>Layne Anderson</b> .....	Head Women's Coach
<b>Larry Wieczorek</b> .....	Head Men's Coach
<b>Scott Cappos</b> .....	Assistant Coach ..... Men's and Women's Throws
<b>Clive Roberts</b> .....	Assistant Coach ..... Horizontal jumps, women's short ..... sprints, hurdles, relays
<b>Christi Smith</b> .....	Assistant Coach ..... Combined events, vertical jumps
<b>Joey Woody</b> .....	Assistant Coach ..... Men's sprints, short hurdles and relays ..... women's long sprints and hurdles

### MEN'S BIG TEN CHAMPIONSHIPS

The 14th ranked men's team travels to Champaign, Illinois this weekend to compete in the 2011 Indoor Big Ten Championships. The event, held on the campus of the University of Illinois, is scheduled to begin Saturday morning at 10 a.m. with the Heptathlon 60 meters. The Championships will run through Sunday afternoon with the 4x400 meter relay finals set to run at 3:25 p.m.

Coverage of all the action throughout the weekend can be found on hawkeyesports.com or fightingillini.com on the track and field championship information page.

The men's team finished the Big Ten Championships in fifth place last season with 56 points at the conclusion of the two-day competition.

### WOMEN'S BIG TEN CHAMPIONSHIPS

The University of Iowa women's track and field team heads to West Lafayette, Indiana this weekend to compete in the 2011 Indoor Big Ten Championships. Action at the Lambert Fieldhouse is slated to begin with the Pentathlon 60-meter hurdles event at 9 a.m. Saturday and continue through Sunday afternoon.

Fans can stay up to speed on the action at Purdue by checking the official Championship information page on purduesports.com or hawkeyesports.com on the track and field schedule pages.

### TAYLOR CRUSHES SCHOOL RECORD

Sophomore **Kelsey Taylor** crushed the school record in the weight throw competition Friday at the Iowa Invitational. Taylor's throw sailed two feet further than the previous program best, setting the new best mark at 60-4 1/2 (18.40m). Taylor's toss surpassed sophomore **Majesty Tutson** for the top spot on the record list. Tutson, an Iowa City native, set the record with a throw of 58-4 (17.78m) two weeks ago at the Iowa State Classic.

### HAWKEYES RACE INTO TOP 25

The men's track and field team broke into the national rankings after impressive performances at the ISU Classic and Huskie Invite. The Hawkeyes debuted on the national list at 14th but moved to 15th on this week's USTFCCA rankings. Iowa's No. 14 ranking was the highest ranking the men's program has achieved since the 1998 team placed 11th at the NCAA Indoor Championships.

### WATCH FOR FALLING RECORDS

The Hawkeyes have broken 12 school records, including three that have been broken twice this season, and posted an additional 18 marks that rank inside the program's all-time top 10 performances. This season's school record holders include:

Event:	Performer	Mark	National/Big Ten
Weight-Throw	Kelsey Taylor, So.	60-4 1/2 (18.40m)	-/10
60 meters	Justin Austin, So.	6.71	27/2
60m Hurdles	Jordan Mullen, So.	7.75	10/2
200 meters	Justin Austin, So.	20.83	7/1
Triple Jump	Troy Doris, Jr.	54' (16.46m)	4/1
800 meters	Erik Sowinski	1:47.98	9/3
800 meters	Bethany Praska	2:06.20	13/3
600 meters	Steven Willey	1:17.94	-/2
3,000 meters	Jeff Thode	8:00.38	37/7
1,600-meter relay	Tiffany Hendricks, Sr.	3:39.15	35/2
	Nicole Erickson, Jr.		
	Bethany Praska, Sr.		
	Ashley Liverpool, Fr.		

University of Iowa Sports Information Office - Carver-Hawkeye Arena, Iowa City, IA 52242

Phone: 319/335-9411 - Fax: 319/335-9417 - www.hawkeyesports.com

# THE UNIVERSITY OF IOWA



## HAWKEYE TRACK & FIELD



TRACK AND FIELD CONTACT: STEPHANIE DITTMER

PAGE 2

### AUTOMATIC QUALIFIERS

Hawkeye student-athletes Justin Austin, Troy Doris and Erik Sowinski have automatically qualified for the NCAA Championships in College Station, TX, March 11-12. Austin ran a school record 20.83 at the Razorback Invitational to qualify in the 200 meters. Doris recorded a school record 54' (16.46m) triple jump at the Razorback Invite to earn his automatic qualification. Sowinski was the most recent Hawkeye to qualify after he ran a school-record setting time of 1:47.98 in the 800 meters at the Huskie Invite in Spokane, Washington last weekend.

Austin's 200 meter time ranks sixth in nation. Doris ranks fourth nationally.

### COMING UP

The Last Chance meet is scheduled for March 5. The event provides an opportunity for student-athletes to qualify for the NCAA Championships that will take place March 11-12 in College Station, TX.

Athletes not traveling to the Last Chance or the NCAA Championships meet will kick off their 2011 outdoor season. The first competition is scheduled for March 18-19 at the Shamrock Invite in Coastal Carolina.

### HEAD COACH LARRY WIECZOREK

Larry Wieczorek is in his 24th season as head men's cross country coach and his 15th season as head men's track and field coach at the University of Iowa. He served as an assistant track and field coach for 12 years before taking the helm in 1997.

Last season, Wieczorek guided 28 qualifiers, made up of 20 student-athletes competing in 13 individual events and two relays to the NCAA Outdoor Championships preliminary round.

### HEAD COACH LAYNE ANDERSON

Layne Anderson is in his third year as head coach of the University of Iowa women's cross country and track and field teams. He has served as the Hawkeyes' head women's cross country coach for the past seven seasons, and was the interim head women's track and field coach in 2008. From 2003-07, he served as an assistant women's track and field coach for the Hawkeyes.

## 2010-11 INDOOR SEASON LEADERS

MEN'S		WOMEN'S	
60 meters	Justin Austin ..... 6.71*	60 meters	Erin Jones ..... 7.55
60 meter hurdles	Jordan Mullen ..... 7.75*	200 meters	Erin Jones ..... 24.06
200 meters	Justin Austin ..... 20.83*#	300 meters	Ashley Liverpool ..... 40.87
400 meters	Steven Willey ..... 46.88	400 meters	Ashley Liverpool ..... 54.24
600 meters	Steven Willey ..... 1:17.94*	600 meters	Bethany Praska ..... 1:29.60
600 Yards	Dan Kuhlman ..... 1:12.12	800 meters	Bethany Praska ..... 2:06.20*
800 meters	Erik Sowinski ..... 1:47.98*	Mile	McKenzie Melander ..... 4:42.54
1,200 meters	Nathan Prom ..... 3:06.27	3,000 meters	Betsy Flood ..... 9:24.68
Mile	Jeff Thode ..... 4:03.66	High Jump	Zinnia Miller ..... 5-5 (1.65m)
3,000 meters	Jeff Thode ..... 8:00.38*	Pole Vault	Kirsten Weismantle ... 11-1 3/4 (3.40m)
High Jump	Graham Valdes ..... 6-10 3/4 (2.10m)	Long Jump	Carisa Leacock .. 19-1 1/2 (5.83m)
Long Jump	Jeffery Herron ..... 23-4 1/2 (7.12m)	Shot Put	Rachel Curry .... 47-9 1/4 (14.56m)
Triple Jump	Troy Doris ..... 54 (16.46)*#	Weight Throw	Kelsey Taylor ..... 60-4 1/2 (18.40m)*
Shot Put	Ryan Lamparek... 56-4 1/2 (17.18m)	1,600-meter relay	Hendricks, Erickson, Praska, Liverpool ..... 3:39.15*
Weight Throw	Matt Banse ..... 64-8 1/2 (19.72m)	Distance Medley	Melander, Praska, Hendricks, Flood ..... 11:24.47
Pole Vault	Kyle Reid ..... 15-7 (4.75m)		
1,600 meter relay	Richards, Sowinski, Homes, Willey ..... 3:07.84		
Distance Medley	Prom, Rickels, Kuhlman, Smith ..... 10:13.58		

\* - School Record

# - NCAA Auto Qualifier

University of Iowa Sports Information Office · Carver-Hawkeye Arena, Iowa City, IA 52242

Phone: 319/335-9411 - Fax: 319/335-9417 - www.hawkeyesports.com



# THE UNIVERSITY OF IOWA



## HAWKEYE TRACK & FIELD



TRACK AND FIELD CONTACT: STEPHANIE DITTMER



**Justin Austin**  
Sophomore - Sprints  
Milwaukee, WI  
Kentucky  
School Records:  
60 meters - 6.71  
200 meters - 20.83



**Bethany Praska**  
Senior - Sprints/Middle Distance  
Longmont, CO  
Longmont Christian High School  
School Record:  
800 meters - 2:06.20



**Troy Doris**  
Junior - Jumps  
Bollingbrook, IL  
College of DuPage  
School Record:  
Triple Jump - 54-0 (16.46m)



**Jeff Thode**  
Sophomore - Distance  
Schaumburg, IL  
James B. Conant  
School Records:  
3,000 meters - 8:00.38  
Mile - 4:03.07



**Erik Sowinski**  
Junior - Middle Distance  
Waukesha, WI  
West  
School Record:  
800 meters - 1:47.98



**Steven Willey**  
Senior - Middle Distance  
Onawa, IA  
West Monona  
School Records:  
600 meters - 1:17.94  
400 meters - 46.75



**Kelsey Taylor**  
Sophomore - Throws  
Camp Point, IL  
Camp Point Central  
School Record  
Weight Throw - 60-4 1/2 (18.40m)



**Jordan Mullen**  
Sophomore - Hurdles  
Atlantic, IA  
Atlantic High School  
School Record:  
60 meter Hurdles - 7.75

# THE UNIVERSITY OF IOWA




## HAWKEYE TRACK & FIELD




TRACK AND FIELD CONTACT: STEPHANIE DITTMER


INDOOR TOP PERFORMERS




Rodney Chambers




Jim Costello



Chris Davis




Kurt Felix



Bill Hansen



John Hickey



Paul Jones

### 60 Meters

1. Justin Austin, 2011	6.71
2. Kurt Felix, 1999	6.73
3. Tony Branch, 1999	6.78
4. Paul Chaney, Jr., 2009	6.80
D'Juan Richardson, 2010	6.80
6. Derrick Burks, 2005	6.81
7. Zeke Sayon, 2010	6.82
8. Tim Dodge, 2001	6.83
Troy Doris, 2011	6.83
10. Lee Elbert, 2006	6.86
Tevin Mincy, 2011	6.86

### 60-Meter Hurdles

1. Jordan Mullen, 2011	7.75
2. Dion Trowers, 1997	7.87
3. Russell Peterson, 2004	7.97
4. DeRocco Reed, 2000	8.03
5. Ethan Holmes, 2011	8.08
6. Jordan Crosby, 2005	8.16
7. D'Juan Richardson, 2009	8.20
8. Justin Poots, 2001	8.22
9. Tony Branch, 1999	8.24
10. Monte Raymond, 1997	8.29
Brice Wilson, 2008	8.29

### 200 Meters

1. Justin Austin, 2011	20.83
2. Anthuan Maybank, 1993	21.11
3. Bashir Yamini, 1999	21.19
4. Tim Dodge, 2000	21.26
5. Paul Chaney, Jr., 2009	21.34
6. George Page, 1997	21.35
7. Zach Digney, 2004	21.39
8. Tony Branch, 1998	21.46
9. David Chaplin, 2006	21.49
10. Adam Kunkel, 2001	21.55

### 400 Meters

1. Steven Willey, 2010	46.75
2. Terrence Duckett, 1984	46.81
3. Andre Morris, 1995	47.15
4. Monte Raymond, 1998	47.18
5. Anthuan Maybank, 1990	47.25
6. Patrick Richards, 2011	47.35
7. Juan Coleman, 2002	47.40
8. Curtis Chung, 1989	47.65
9. Ray Varner, 2008	47.66
10. Ed Rozell, 1997	47.73

### 600 Meters

1. Steven Willey, 2011	1:17.94
2. Erik Sowinski, 2009	1:18.05
3. Pat McGhee, 1988	1:18.30
4. Adam Hairston, 2009	1:19.05
5. Monte Raymond, 1997	1:19.18
6. Scott Williamson, 2001	1:19.19
7. D'Juan Strozier, 1990	1:19.20
8. Gary Falls, 1991	1:19.32
9. Zach Splan, 2007	1:19.39
10. Matt O'Hollearn, 2006	1:19.54

### 800 Meters

1. Erik Sowinski, 2011	1:47.98
2. Adam Hairston, 2010	1:49.26
3. Nick Kuczvara, 2010	1:50.84
4. Dave Novotny, 1996	1:51.27
5. Jim Docherty, 1973	1:51.30
6. Rod Chambers, 1989	1:51.33
7. Jim Donovan, 1999	1:51.52
8. Michael Layne, 1997	1:51.54
9. Bill Frazier, 1963	1:51.80
10. Mike Cunningham, 2002	1:51.98

### Mile





1. Jeff Thode, 2010	4:03.07
2. Ed DeLashmutt, 1981	4:04.01
3. Larry Wiczorek, 1968	4:04.40
4. John Clark, 1972	4:05.94
5. Adam Thomas, 2002	4:07.13
6. Kevin Herd, 1992	4:07.26
7. Jesse Luciano, 2009	4:07.29
8. Jake Berns, 2006	4:07.43
9. Micah VanDenend, 2007	4:07.54
10. Ted Wheeler, 1956	4:07.74

### 3,000 Meters

1. Jeff Thode, 2011	8:00.38
2. Micah VanDenend, 2006	8:00.81
3. Eric MacTaggart, 2006	8:08.79
4. Stetson Steele, 2000	8:09.54
5. Dan Haut, 2005	8:11.36
6. Kevin Herd, 1994	8:11.51
7. Nick Holmes, 2010	8:15.48
8. Andy Napier, 2008	8:15.70
9. Larry Wiczorek, 1968	8:17.00
10. Matt Esche, 2004	8:17.28

### 5,000 Meters

1. Micah VanDenend, 2007	13:56.46
2. Stetson Steele, 2000	14:00.52
3. Dan Haut, 2006	14:06.16
4. Eric MacTaggart, 2006	14:13.41
5. Matt Esche, 2004	14:18.43
6. Jeff Kent, 2007	14:18.86
7. Jesse Luciano, 2009	14:20.99
8. Nick Nordheim, 2002	14:22.99
9. Kevin Herd, 1994	14:27.57
10. Tony Rakaric, 2005	14:31.45



# THE UNIVERSITY OF IOWA



## HAWKEYE TRACK & FIELD




TRACK AND FIELD CONTACT: STEPHANIE DITTMER

INDOOR TOP PERFORMERS




Jeff Thode



Dion Trowers




Micah VanDenend



Todd Wigginton



Steven Willey



Bashir Yamini

### Heptathlon

1. Dan Rolling, 2010 .....5,205 points
2. Ryan Niver, 2008 .....5,149 points
3. Frank Prill, 2010 .....5,015 points
4. Scott Faber, 2000 .....4,784 points
5. Cam Appleman, 1997 .....4,685 points
6. Kyle Reid, 2010 .....4,662 points
7. Bobby Windauer, 2007 .....4,644 points
8. Jacob Drewry, 1995 .....4,612 points
9. Mark Mankivsky, 2008 .....4,453 points

### High Jump

1. Bill Knoedel, 1976 .....7-3 (2.21)
- Bill Hansen, 1978 .....7-3 (2.21)
3. Scott Hudek, 1993 .....7-0 1/2 (2.15)
4. Pat Meade, 1987 .....7-0 1/4 (2.14)
5. Mike Lacy, 1984 .....7-0 (2.13)
6. M. Cunningham, 1984 .....6-11 1/4 (2.11)
7. Dan Rolling, 2008 .....6-11 (2.11)
- Brandon Oest, 2010 .....6-11 (2.11)**
- Jeffery Herron, 2010 .....6-11 (2.11)**
- Graham Valdes, 2010 .....6-11 (2.11)**

### Pole Vault

1. Todd Wigginton, 1984 .....17-1 (5.21)
2. Dave Nielsen, 1975 .....16-10 (5.13)
3. Curt Brock, 1979 .....16-6 (5.03)
4. Alex Zona, 2010 .....16-4 3/4 (5.00)
- Kyle Reid, 2010 .....16-4 3/4 (5.00)**
6. Phil Wertman, 1971 .....16-4 (4.98)
7. Jeff Raymond, 2008 .....16-2 (4.93)
8. John Teffer, 1972 .....16-1 (4.90)
9. Chad Ohly, 1995 .....15-9 (4.80)
- Rich Palumbo, 1989 .....15-9 (4.80)

### Long Jump

1. Anthuan Maybank, 1992 .....26-5 1/2 (8.06)
2. Bashir Yamini, 1998 .....26-0 1/4 (7.93)
3. Darren Smith, 1991 .....25-2 (7.67)
4. Paul Jones, 1990 .....24-11 1/4 (7.60)
5. Ronnie McCoy, 1984 .....24-9 (7.54)
6. Matty Gorman, 2006 .....24-8 1/2 (7.53)
7. Charles Jones, 1980 .....24-8 1/4 (7.52)
8. Quinn Early, 1986 .....24-7 1/4 (7.50)
- 9. Jeffery Herron, 2011 .....24-3 (7.39m)**
10. Lee Farmer, 1942 .....23-9 1/4 (7.24)

### Triple Jump

1. **Troy Doris, 2011 .....54-0 (16.46)**
2. Paul Jones, 1990 .....52-1 1/4 (15.88)
3. Mike Lacy, 1983 .....49-0 (14.93)
4. Owen Gill, 1982 .....48-10 3/4 (14.90)
5. Josh Bean, 2009 .....48-10 (14.88)
6. Gordon Finch, 1988 .....48-3 3/4 (14.72)
7. Matty Gorman, 2006 .....48-3 1/2 (14.72)
8. Pat Miller, 1984 .....47-11 (14.60)
9. Brian Quarles, 1980 .....46-9 3/4 (14.26)
10. Darren Smith, 1992 .....46-3 1/2 (14.11)

### Shot Put

1. John Hickey, 2009 .....63-0 (19.20)
2. Jeremy Allen, 2001 .....62-10 1/2 (19.16)
3. Shane Maier, 2006 .....61-2 (18.64)
4. G. Kostrubala, 1986 .....60-10 3/4 (18.55)
5. Andy Banse, 2005 .....60-9 1/4 (18.52)
6. Ken Kemeny, 2004 .....60-0 1/2 (18.30)
7. Chris Gambol, 1987 .....59-0 (17.98)
8. A. van der Westhuizen, 1999 .....58-10 3/4 (17.95)
- 9. Ryan Lamparek, 2010 .....56-10 (17.32)**
10. A.J. Curtis, 2008 .....57-9 1/2 (17.61)

### Weight Throw

1. Jim Costello, 2002 .....69-4 3/4 (21.15)
2. A. van der Westhuizen, 2001 .....67-7 1/2 (20.61)
3. Adam Hamilton, 2007 .....66-9 1/4 (20.35)
4. Jeremy Allen, 2001 .....65-10 1/4 (20.07)
- 5. Matt Banse, 2011 .....64-8 1/2 (19.72m)**
6. Chris Voller, 2005 .....63-4 (19.30)
- 7. Ryan Lamparek, 2011 .....61-0 1/4 (18.60)**
8. Brad Daufeldt, 2004 .....60-4 1/2 (18.40)
9. Ryan Jordan, 2008 .....59-0 (17.98)
10. Eric Rothwell, 2002 .....57-2 1/4 (17.43)

### 1,600-Meter Relay

1. Rozell, Davis, Raymond, Yamini, 1998 .....3:06.80
2. Coleman, Faber, Strang, Peterson, 2002 .....3:07.44
- 3. Richards, Sowinski, Holmes, Willey, 2011 ... 3:07.84**
4. Greer, Williams, Smith, Duckett, 1984 .....3:08.14
5. Card, Coleman, Williamson, Dodge, 2001 .....3:08.21
6. Davis, Rozell, Page, Morris, 1995 .....3:08.77
7. Dodge, Williamson, Card, Peterson, 2001 .....3:08.82
- 8. Richards, Holmes, Barton, Willey, 2011 ..... 3:08.85**
9. Branch, Dodge, Donovan, Yamini, 1999 .....3:08.99
10. Dodge, Card, Williamson, Peterson, 2000 .....3:09.33

### 3,200 Meter Relay

1. Cooke, Nie, Monsey, Chambers, 1990 .....7:13.02
2. Corrigan, Blackman, Strozier, Chambers, 1989 .....7:29.00
3. English, Blackman, Strozier, Chambers, 1989 .....7:36.20
4. 1977 .....7:39.40
5. 1986 .....7:40.90
6. Bouske, Herd, Chambers, Koon, 1992 .....7:43.94
7. Bouska, Cook, White, Herd, 1992 .....7:48.63
8. 1992 .....7:49.86
9. 1986 .....7:50.10
10. Roseman, Rerko, Novotny, Branigan, 1993 .....7:51.36

### Distance Medley Relay

1. 1999 .....9:46.83
2. 1977 .....9:48.80
3. 1978 .....9:49.70
4. Kuczvara, Barton, Kuhlman, Holmes, 2010 .....9:51.05
5. Marchese, Varner, Hairston, Luciano, 2009 .....9:52.52
6. Paul, Varner, Hairston, Thode, 2010 .....9:52.71
7. Trainor, Faber, Cunningham, Allen, 2002 .....9:58.14
8. Newell, Eisenlauer, Tice, Clark, 1973 .....10:00.0
9. Criswell, Hexum, Schum, Eastland, 1971 .....10:01.40
10. Atkins, Olson, Layne, Allen, 2000 .....10:01.54



# THE UNIVERSITY OF IOWA




## HAWKEYE TRACK & FIELD



TRACK AND FIELD CONTACT: STEPHANIE DITTMER

INDOOR TOP PERFORMERS



Kineke Alexander



Meghan Armstrong



Tracy Dahl



Karessa Farley



Becca Franklin



Ashley Granger



Senta Hawkins

### 60 Meters

1. Elaine Jones, 1983.....	7.43
2. Peaches Roach, 2005.....	7.45
3. Shellene Williams, 2004.....	7.50
4. Jiselle Providence, 2002.....	7.52
5. Rhonda-Kaye Trusty, 2010.....	7.55
<b>Erin Jones, 2011.....</b>	<b>7.55</b>
6. Angela Menson, 1982.....	7.57
7. Tamara Dixon, 2002.....	7.64
8. Lakeya Boatright, 1999.....	7.68
Raven Moore, 2010.....	7.68

### 60-Meter Hurdles

1. Karessa Farley, 2009.....	8.21
2. Tiffany Johnson, 2006.....	8.33
3. Paula Ruen, 1998.....	8.39
4. Sarah Steffen, 2002.....	8.45
Renee White, 2008.....	8.45
6. Colleen Prendergast, 2000.....	8.57
7. Tammilee Kerr, 2008.....	8.60
8. Kimberly Stanford, 2008.....	8.63
9. Diane Steinhart, 1981.....	8.64
10. Ruqayya Raheem, 1999.....	8.74

### 200 Meters

1. Kineke Alexander, 2006.....	23.49
2. Shellene Williams, 2004.....	23.62
3. Marlene Poole, 1994.....	23.66
Yolanda Hobbs, 1995.....	23.66
5. Erica Broomfield, 1998.....	23.81
6. Rhonda-Kaye Trusty, 2010.....	24.05
7. <b>Erin Jones, 2011.....</b>	<b>24.06</b>
8. Peaches Roach, 2007.....	24.09
9. Jiselle Providence, 2002.....	24.44
10. Tanja Reid, 1994.....	24.67

### 400 Meters

1. Kineke Alexander, 2007.....	51.48
2. Ellen Grant, 1996.....	52.65
3. Shellene Williams, 2004.....	52.83
<b>4. Ashley Liverpool, 2011.....</b>	<b>54.24</b>
5. Marlene Poole, 1993.....	55.20
6. Wynsome Cole, 1997.....	55.45
7. Nicole Charles, 2002.....	55.59
8. Senta Hawkins, 1988.....	55.66
<b>9. Tiffany Hendricks, 2010.....</b>	<b>55.90</b>
10. Aisha Hume, 2002.....	56.33
Lindsey McCalla, 2006.....	56.33

### 600 Yards

1. Senta Hawkins, 1987.....	1:21.06
2. Aisha Hume, 2004.....	1:21.74
3. Kay Stormo, 1982.....	1:22.49
<b>4. Bethany Praska, 2009.....</b>	<b>1:23.12</b>
5. Chris Davenport, 1982.....	1:24.14
6. Sophia Poncè, 2007.....	1:24.55
7. Wynsome Cole, 1995.....	1:24.83
8. Keely Huber, 2002.....	1:25.81
9. Briana Benning, 1996.....	1:26.05
10. Sherri Hull, 1983.....	1:26.10

### 600 Meters

1. Kineke Alexander, 2008.....	1:27.45
<b>2. Bethany Praska, 2010.....</b>	<b>1:29.35</b>
3. Senta Hawkins, 1987.....	1:30.77
4. Karen Layne, 1990.....	1:31.45
5. Kay Stormo, 1982.....	1:32.3
6. Aisha Hume, 2004.....	1:32.41
7. Sophia Chow, 2002.....	1:33.54
8. Ann Pare, 1997.....	1:34.95
9. Chris Davenport, 1981.....	1:35.34
10. Ellen Grant, 1997.....	1:35.46

### 800 Meters

<b>1. Bethany Praska, 2011.....</b>	<b>2:06.20</b>
2. Jeanne Kruckeberg, 1989.....	2:06.38
3. Michelle Lahann, 2004.....	2:06.83
4. Briana Benning, 1996.....	2:09.22
5. Kay Stormo, 1981.....	2:11.04
6. Ann Pare, 1997.....	2:11.19
7. Atalie Barber, 2003.....	2:12.10
8. Shannon Stanley, 2005.....	2:12.13
<b>9. Lauren Hardesty, 2009.....</b>	<b>2:12.39</b>
10. Tracy Dahl, 1993.....	2:12.74

### Mile

1. Jeanne Kruckeberg, 1989.....	4:40.19
2. Meghan Armstrong, 2006.....	4:40.59
<b>3. Lauren Hardesty, 2010.....</b>	<b>4:41.97</b>
<b>4. McKenzie Melander, 2010.....</b>	<b>4:42.54</b>
5. Tina Stec, 1994.....	4:42.63
<b>6. Betsy Flood, 2010.....</b>	<b>4:42.70</b>
7. Penny O'Brien, 1981.....	4:43.72
8. Diane Nukuri, 2007.....	4:46.25
9. Michelle Lahann, 2004.....	4:47.23
<b>10. Amanda Hardesty, 2010.....</b>	<b>4:48.69</b>

### 3,000 Meters

1. Tracy Dahl, 1993.....	9:15.57
2. Meghan Armstrong, 2008.....	9:17.50
3. Diane Nukuri, 2008.....	9:20.07
4. Nan Doak, 1982.....	9:21.60
5. Jenny Spangler, 1986.....	9:22.41
6. Krista Anderson, 2006.....	9:29.75
<b>7. Amanda Hardety, 2010.....</b>	<b>9:30.17</b>
<b>8. Betsy Flood, 2010.....</b>	<b>9:32.09</b>
9. Nikki Chapple, 2004.....	9:34.17
10. Racheal Marchand, 2009.....	9:35.25

# THE UNIVERSITY OF IOWA



## HAWKEYE TRACK & FIELD



TRACK AND FIELD CONTACT: STEPHANIE DITTMER

INDOOR TOP PERFORMERS



Lindsey McCalla



Lisa Moats



Diane Nukuri



Peaches Roach



Gail Smith



Jessie Strand



Renee White

### 5,000 Meters

1. Tracy Dahl, 1993 ..... 15:49.52
2. Nan Doak, 1985 ..... 15:55.45
3. Racheal Marchand, 2009 ..... 15:55.70
4. Diane Nukuri, 2008 ..... 16:01.36
5. Jenny Spangler, 1982 ..... 16:08.74
6. Judy Parker, 1981 ..... 16:16.63
7. Jennifer Brower, 1992 ..... 16:22.19
8. Nikki Chapple, 2004 ..... 16:27.04
9. Jodi Hersberger, 1982 ..... 16:32.24
10. Meghan Armstrong, 2008 ..... 16:38.78

### High Jump

1. Peaches Roach, 2005 ..... 6-0 3/4 (1.85)
2. Mary Mol, 1983 ..... 6-0 (1.83)
3. Becky Kaza, 1995 ..... 5-9 3/4 (1.77)
4. Caleigh Bacchus, 2010 ..... 5-9 1/4 (1.76m)
5. Kristi Dinkla, 1985 ..... 5-8 1/2 (1.74)
6. Kacey Childs, 2001 ..... 5-8 1/2 (1.74)
7. Traci Claussen, 1987 ..... 5-8 (1.73)
8. Kathy Gillespie, 1983 ..... 5-7 3/4 (1.72)
9. Lynn McMillan, 1988 ..... 5-7 1/4 (1.71)
- Tammilee Kerr, 2008 ..... 5-7 1/4 (1.71)

### Pole Vault

1. Jessie Strand, 2004 ..... 12-5 1/2 (3.80)
2. Sarah Burgett, 2007 ..... 11-10 (3.61)
3. **K. Weismantle, 2010 ..... 11-5 3/4 (3.50)**
4. **Katie Truedson, 2010 ..... 10-11 3/4 (3.35)**
5. Gina Shannon, 2001 ..... 10-6 (3.20)
6. Kacey Childs, 2001 ..... 9-0 (2.75)
7. Amy Kasparbauer, 2000 ..... 8-0 (2.44)

### Long Jump

1. Lisa Moats, 1986 ..... 19-6 (5.95)
2. Renee White, 2006 ..... 19-3 1/4 (5.87)
3. Tiffany Johnson, 2007 ..... 19-2 1/2 (5.85)
4. Davera Taylor, 1984 ..... 19-1 1/2 (5.83)
- Carisa Leacock, 2011 ..... 19-1 1/2 (5.83)**
6. Yolanda Hobbs, 1993 ..... 19-1 (5.80)
7. Kamesha Marshall, 2005 ..... 18-11 1/4 (5.77)
8. Catharine Parmiter, 2000 ..... 18-7 1/2 (5.68)
9. Jessie Strand, 2000 ..... 18-3 1/4 (5.57)
10. Tiff Pedersen, 2003 ..... 18-2 1/2 (5.55)

### Triple Jump

1. Renee White, 2008 ..... 42-4 (12.90)
2. Tiffany Johnson, 2007 ..... 41-3 3/4 (12.59)
3. Becki Borg, 1987 ..... 39-6 (12.04)
4. Lynn McMillan, 1988 ..... 38-2 (11.63)
5. Lisa Moats, 1985 ..... 35-1 (10.69)
6. Becca Franklin, 2004 ..... 34-3 (10.44)

### Shot Put

1. Gail Smith, 1985 ..... 51-0 (15.54)
2. Lisa Van Steenwyk, 1993 ..... 50-5 1/4 (15.37)
3. Kamesha Marshall, 2005 ..... 49-2 1/4 (14.99)
4. Denise Taylor, 1992 ..... 48-9 (14.86)
5. **Rachel Curry, 2011 ..... 47-9 1/4 (14.56m)**
6. Megan Maurer, 1995 ..... 47-5 3/4 (14.47)
7. Laura Kriener, 1990 ..... 47-5 (14.45)
8. Jennifer Gilson, 2002 ..... 46-11 (14.30)
9. Jennifer Moon, 2000 ..... 45-9 (13.94)
- Tiffany Medenwaldt, 2010 ..... 45-9 (13.94)
- Micaela Haight, 2011 ..... 45-9 (13.94)**

### Weight Throw

1. **Kelsey Taylor, 2010 ..... 60-4 1/2 (18.40m)**
2. **Majesty Tutson, 2011 ..... 58-4 (17.78m)**
3. Becca Franklin, 2007 ..... 58-3 1/4 (17.76)
4. Erin O'Hern, 2008 ..... 56-3 (17.14)
5. Mandy Chandler, 2009 ..... 54-4 1/2 (16.57)
6. **Ashlyn Gulvas, 2011 ..... 53-6 1/4 (16.31)**
7. Kerri Blackstone, 1999 ..... 50-9 3/4 (15.48)
8. Tiffany Medenwaldt, 2010 ..... 50-8 3/4 (15.45)
9. Megan Maurer, 1998 ..... 48-10 1/4 (14.89)
10. Jennifer Moon, 2000 ..... 47-10 3/4 (14.60)

### Pentathlon

1. Tammilee Kerr, 2008 ..... 3,974 points
2. Chris Davenport, 1983 ..... 3,798 points
3. Kamesha Marshall, 2005 ..... 3,701 points
4. Tiff Pedersen, 2004 ..... 3,511 points
5. Maureen Abel, 1979 ..... 3,427 points
6. Janet Adams, 1981 ..... 3,360 points
7. Janelle Jaspers, 1987 ..... 3,366 points
8. Kacey Childs, 1999 ..... 3,224 points
9. Katie Herrmann, 2004 ..... 3,154 points

### 1,600-Meter Relay

1. Hendricks, Erickson, Praska, Liverpool, 2011 ..... 3:39.15
2. McCalla, Granger, Alexander, Johnson, 2006 ..... 3:40.52
3. Johnson, McCalla, Alexander, Granger, 2006 ..... 3:42.44
4. Alexander, Johnson, Poncè, M. Mims, 2007 ..... 3:42.75
5. White, Alexander, Kerr, Hendricks, 2008 ..... 3:43.83
6. Hendricks, Trusty, Praska, Mims, 2010 ..... 3:44.29
7. McCalla, Williams, Sheeley, Hume, 2004 ..... 3:44.47
8. Bynoe, Cole, Raheem, Grant, 1996 ..... 3:44.58
9. Simpson, McRell, Layne, Powell, 1989 ..... 3:44.75
10. Mims, Hendricks, Praska, Liverpool, 2011 ..... 3:45.03

### Distance Medley Relay

1. Armstrong, Alexander, L. Hardesty, Nukuri, 2008 ..... 11:20.11
2. Stormo, Davenport, Williams, O'Brien, 1981 ..... 11:23.02
3. Melander, Praska, Hendricks, Flood, 2011 ..... 11:24.47
4. Flood, Hendricks, Hardesty L., Melander, 2010 ..... 11:25.01
5. Melander, Hendricks, Flood, Marchand, 2009 ..... 11:27.34
6. Benning, Poole, Salsberry, Stec, 1994 ..... 11:28.03
7. Stormo, Davenport, Hayden, Doak, 1982 ..... 11:29.54
- Armstrong, Granger, Stanley, K. Anderson, 2006 ..... 11:29.54
9. Lahann, Williams, Stanley, Arens, 2004 ..... 11:30.36
10. Thompson, Williams, Barber, Lahann, 2003 ..... 11:30.38

University of Iowa Sports Information Office - Carver-Hawkeye Arena, Iowa City, IA 52242

Phone: 319/335-9411 - Fax: 319/335-9417 - [www.hawkeyesports.com](http://www.hawkeyesports.com)