

Dec. 17, 2005

Arizona State at Iowa

Carver-Hawkeye Arena

Iowa Hawkeyes (7-3)

							Pts.	Reb.	FG%	FT%
44	Greg Brunner	F	6-7	240	Sr.	Charles City, IA (Charles City)	14.7	9.3	.450	.755
34	Erek Hansen	C	6-11	220	Sr.	Bedford, TX (Kirkwood, IA CC)	7.3	4.9	.574	.647
1	Adam Haluska	G	6-5	210	Jr.	Carroll, IA (Carroll)	13.5	4.8	.383	.806
11	Tony Freeman	G	6-1	185	Fr.	Maywood, IL (St. Joseph's)	4.2	1.9	.348	.333
35	Mike Henderson	G	6-2	190	Jr.	Waterloo, IA (East)	7.4	4.2	.438	.789

Arizona State Sun Devils (4-2)

00	Allen Morill	F	6-7	232	Sr.	Arlington, TX (Sam Houston)	5.3	4.2	.360	.667
32	Craig Austin	F	6-10	233	So.	San Diego, CA (El Camino)	7.5	3.5	.465	.714
12	Bryson Krueger	G	6-7	190	Jr.	Phoenix, AZ (Yavapai CC)	16.5	3.5	.548	.818
13	Kevin Kruger	G	6-2	186	Jr.	Marietta, GA (Walton)	16.3	3.3	.429	.806
33	Tyrone Jackson	G	6-2	193	Sr.	Fresno, CA (Fresno CC)	8.7	4.5	.484	.760

THE SETTING

Iowa (7-3) returns to action after an eight-day layoff for finals, hosting Arizona State (4-2) Saturday, Dec. 17. Game time is 7:05 p.m. in Carver-Hawkeye Arena (15,500) as the Hawkeyes return home after two straight road games.

Iowa lost its second straight game Dec. 9 with a 72-60 loss at Iowa State. ASU is 4-2 after a 75-71 home loss to Utah Valley State on Dec. 10.

ON THE AIR

Radio: Iowa games are broadcast on the Hawkeye Radio Network. Gary Dolphin handles the play-by-play with color commentator Bob Hansen.

Television: ESPN Regional will carry the game to a network of stations that includes KGAN Cedar Rapids, KDSM Des Moines, KWQC Quad Cities and KYOU Ottumwa, along with cable systems in Mason City, Sioux City, Omaha/Council Bluffs, New York, NY, Kansas City, MO, Memphis, TN and Providence, RI. Larry Morgan and Mac McCausland will call the action.

IOWA HISTORY

Iowa has played 2,353 games since beginning basketball in 1902. Overall Iowa's record is 1,403-950 (.596). That includes an 877-306 (.741) record in home games, a 525-644 (.449) record in games away from Iowa City, a 664-653 (.504) mark in Big Ten games and a 283-80 (.780) record in Carver-Hawkeye Arena.

IOWA IN CARVER-HAWKEYE ARENA

Iowa has compiled a 283-80 (.780) record in Carver-Hawkeye Arena. Iowa is 132-67 (.663) in Big Ten games and 151-13 (.921) in non-Big Ten games. Iowa has drawn over five million fans for men's basketball games since the arena opened in 1983. Iowa has posted a 75-25 (.750) home record under Coach Steve Alford, including a 48-4 (.923) mark in non-conference home games.

Iowa's current streak of 20 consecutive non-conference home wins ranks 16th-longest among Division I programs.

IN THE RANKINGS

Iowa is ranked 22nd by the Associated Press and 23rd in the ESPN/USA Today coaches poll. Iowa has ranked as high as 12th this season (AP, 12/5/05), its highest ranking since early in the 2001-02 season. Iowa, that season, moved as high as seventh (Nov. 26) in the Associated Press rankings and eighth (Nov. 19) in the coaches poll. Iowa was ranked for nine consecutive weeks during the 2005 season, moving as high as 14th in both polls.

This marks the first time Iowa opened the season in the top 25 since 2001-02. Iowa, that season, was eighth in the first coaches poll and ninth in the AP rankings.

Schedule/Results

Record: 7-3

* Nov. 14	MD-Eastern Shore	W	86-41
* Nov. 15	Colgate	W	73-51
&Nov. 21	Kentucky	W	67-63
&Nov. 22	Texas	L	59-68
Nov. 26	Texas-San Antonio	W	79-46
Nov. 30	N.C. State	W	45-42
+ Dec. 2	Fairfield	W	75-59
+Dec. 3	Valparaiso	W	72-59
Dec. 6	at No. Iowa (OT)	L	63-67
Dec. 9	at Iowa State	L	60-72
Dec. 17	Arizona State, 7:05 pm		
Dec. 20	Drake, 7:05 pm		
Dec. 22	Robert Morris, 7:05 pm		
Dec. 30	at Saint Louis, 7:05 pm		
Jan. 5	at Wisconsin, 7:05 pm		
Jan. 7	Illinois, 1:05 pm		
Jan. 14	at Penn State, 11:17 am		
Jan. 18	Minnesota, 7:05 pm		
Jan. 21	at Michigan State, 11:05 am		
Jan. 24	Indiana, 8:05 pm		
Jan. 28	Ohio State, 7:05 pm		
Feb. 1	at Purdue, 6:05 pm		
Feb. 4	Michigan, 4:10 pm		
Feb. 8	at Northwestern, 7:05 pm		
Feb. 11	at Indiana, 11:05 am		
Feb. 14	Michigan State, 8:05 pm		
Feb. 18	at Minnesota, 3:35 pm		
Feb. 25	at Illinois, 5:05 pm		
Mar. 1	Penn State, 7:05 pm		
Mar. 4	Wisconsin, 11:05/3:35		
Mar. 9-12	Big Ten Tournament		

* - - Guardians Classic, Iowa City, IA
 & - - Guardians Classic, Kansas City, MO
 + - - Hawkeye Challenge

All times listed are Central Time

Coach Steve Alford

Steve Alford (pronounced ALL-ford) is in his seventh season as the head coach at the University of Iowa and his 15th season as a college head coach. Alford holds a career record of 273-163 (.626), including a 117-86 (.576) record at Iowa, a 78-29 (.729) record in four seasons (1992-95) at Div. III Manchester College and a four-year record (1996-99) of 78-48 (.619) at Southwest Missouri State.



Alford ranks fourth among Iowa's head basketball coaches in total wins. He is 41-55 (.427) in Big Ten games. Alford is 8-6 in the NCAA Tournament (3-3 in Division I and 5-3 in Division III) and 2-4 in the NIT. His record in the Big Ten Tournament is 10-5 in six seasons and his 10 wins rank as the most among all Big Ten coaches in the event. Iowa won the tournament in 2001, returned to the title game in 2002 and just missed the championship game in 2005.

Alford led Iowa into the second round of the 2001 NCAA Tournament in his second season and the Hawkeyes returned to the NCAA Tournament in 2005. Iowa advanced to the NIT in 2002, 2003 and 2004.

Alford led Southwest Missouri State to the NCAA Sweet 16 in 1999 and in 1995 Manchester advanced to the NCAA championship game before suffering its first defeat of the season.

Alford is a 1987 graduate of Indiana, where he led the Hoosiers to the 1987 NCAA title. Alford was a member of the 1984 U. S. Olympic team that earned the Gold Medal and he was the 26th player selected in the NBA Draft following his senior season. Alford played four seasons in the NBA before beginning his coaching career.

At Indiana, Alford started 120 of 125 games in four seasons. He served as team captain in 1987 when the Hoosiers were 30-4. Steve concluded his college career as Indiana's all-time scoring leader with 2,438 points and he holds the Indiana record for career steals with 178. He was a consensus first team All-American and the Big Ten MVP as a senior.

Alford is a member of the Manchester College M Association Hall of Fame and the Indiana University Athletics Hall of Fame. In 2001 he was named one of the "Top 50 Athletes" in the history of the state of Indiana and was selected as a member of the 15-man Indiana University all-Century team. In 2004 he was one of five players selected to ESPN's Big Ten Conference Silver Anniversary team.

Alford has not coached against Arizona State or ASU Coach Rob Evans.

HAWKEYES IN NATIONAL STATS

In the initial NCAA statistical rankings, Iowa ranks fifth in field goal defense (36.5%), seventh in fewest fouls per game (14.1), ninth in scoring defense (56.8), 20th in blocked shots per game (5.9) and 27th in scoring margin (+11.1).

Individually, Jeff Horner ranks fifth in assists per game (6.5) and Ereik Hansen is 14th in blocked shots per game (3.1).

Iowa Quick Facts

Location:	Iowa City, IA
Founded:	1847
Enrollment:	29,697
President:	David Skorton
Athletic Director:	Bob Bowlsby
Conference:	Big Ten
Home Arena:	Carver-Hawkeye (15,500)
All-Time Record:	1,403-950 (.596)
All-Time Big Ten Record:	664-653 (.504)
NCAA Appearances:	21
NCAA Tournament Record:	27-23

Head Coach:	Steve Alford
Record At Iowa:	117-86, .576 (7th season)
Career Record:	273-163, .626 (15th season)
Big Ten Record:	41-55 (.427)
Associate Head Coach:	Craig Neal (Georgia Tech)
Assistant Coaches:	Greg Lansing (South Dakota) Brian Jones (Northern Iowa)
Dir. of Basketball Operations:	Rich Walker (Bowling Green)
Trainer:	John Streif
Sports Information:	Phil Haddy/Steve Roe
Sports Info. Telephone:	319-335-9411
Sports Info. FAX:	319-335-9417
Internet Address:	www.hawkeyesports.com

KNEE INJURY SIDELINES HORNER

University of Iowa senior guard Jeff Horner suffered a partially torn posterior cruciate ligament in his left knee during Iowa's game at Northern Iowa Dec. 6. The Mason City native is expected to be out of action for a minimum of two weeks.

Horner suffered the injury late in the contest as he was driving to the basket. He was fouled and made two free throws while staying in the game momentarily, but soon was forced out of action and did not play in the overtime period.

Horner had played in all 102 Iowa games over the past four seasons, missing just one start, before not playing at Iowa State. He surpassed 500 career assists in the game at Northern Iowa and ranks fourth in career assists. Horner ranks 15th in career scoring with 1,203 points and ranks among Iowa's career leaders in three-point field goals and three-point attempts. Horner through nine games is averaging 12 points and 6.6 assists per outing, leading the Big Ten Conference in assists and ranking second in free throw percentage (.906).

IOWA PROGRAM REACHES 1,400 WINS

The Iowa basketball program reached 1,400 wins (now at 1,403) with a 79-46 victory over Texas-San Antonio on Nov. 26. Iowa is one of 34 NCAA Division I programs with as many as 1,400 wins. Iowa's basketball history includes 71 winning seasons and 22 years in which the Hawkeyes have won 20 or more games. Iowa (with 21) is one of 31 programs to earn more than 20 invitations into the NCAA Tournament.

Iowa Basketball Roster

No.	Name	Pos.	Ht.	Wt.	Yr.	Hometown (High School)	The Latest Scoop
1	* Adam Haluska	G	6-5	210	Jr.	Carroll, IA (Carroll)	16 points, 4 rebounds & 4 assists at ISU
2	*** Jeff Horner	G	6-3	185	Sr.	Mason City, IA (Mason City)	Leads Big Ten in assists and free throw %
4	* J.R. Angle	G/F	6-7	205	So.	Franklin, IN (Indian Creek)	Redshirting in 2005-06
5	* Alex Thompson	F	6-9	225	So.	Ames, IA (Ames)	Six rebounds at Iowa State
11	Tony Freeman	G	6-1	185	Fr.	Maywood, IL (St. Joseph's)	8 points & 3 steals at Iowa State
13	* Justin Wieck	F	6-6	185	Sr.	North Liberty, IA (Kirkwood CC)	Two points vs. Wartburg
14	Brett Wessels	G	6-3	190	Fr.	Bettendorf, IA (Bettendorf)	16 ppg and six rebounds as prep senior
15	Dan Bohall	G	6-4	185	Fr.	Sioux City, IA (East)	Redshirting in 2005-06
20	Ryan Kennedy	F	6-7	210	Jr.	Des Moines, IA (Roosevelt)	In second year as a walk-on
23	* Doug Thomas	F	6-8	245	Sr.	Pasadena, CA (Southeastern CC)	6 rebounds at Iowa State
25	* Carlton Reed	G	6-4	180	So.	Waterloo, IA (East)	6 points, 3 assists & 3 steals vs. UTSA
34	** Ereik Hansen	C	6-11	220	Sr.	Bedford, TX (Kirkwood CC)	14 points, 7 rebounds & 4 blocks at ISU
35	** Mike Henderson	G	6-2	190	Jr.	Waterloo, IA (East)	5 points & 5 rebounds at Iowa State
44	*** Greg Brunner	F	6-7	245	Sr.	Charles City, IA (Charles City)	11 points & 12 rebounds at Iowa State
52	Kurt Looby	F/C	6-10	210	Jr.	St. John's, Antigua (Tyler, TX CC)	Slated to redshirt in 2005-06
53	* Seth Gorney	C	7-0	245	So.	Vandalia, OH (Butler)	4 points and one steal vs. UTSA

ASU COACH ROB EVANS

Rob Evans is in his eighth year at Arizona State and his 14th year as a college head coach. Evans holds a career mark of 198-186 and his record is 112-105 with the Sun Devils. His career record includes an 86-81 record in five seasons at Mississippi. At Ole Miss, Evans led his final two teams to records of 20-9 and 22-7, respectively, and he was named the 1997 SEC Coach of the Year by the Associated Press. At ASU he has led the Sun Devils to winning seasons in two of the last three years, including a trip to the NCAA Tournament in 2003.

He served a total of 24 years as an assistant coach at New Mexico State, Texas Tech and Oklahoma State.

Evans has not coached against Iowa or Hawkeye Coach Steve Alford.

TWO NOMINATED FOR SENIOR CLASS AWARD

Iowa seniors Greg Brunner and Jeff Horner are two of 30 seniors from Division I basketball programs around the nation who have been named as candidates for the Bayer Advantage Senior CLASS Award. The award, now in its fifth year, is presented annually to the nation's senior player-of-the-year.

CLASS is an acronym for Celebrating Loyalty and Achievement for Staying in School. The award was launched during the 2001-02 season in response to the trend of college players leaving college early to turn professional.

The nomination of Brunner, from Charles City, and Horner, from Mason City, make Iowa one of seven programs to have two candidates among the list of 30 players.

Sportscaster Dick Enberg, who initiated the idea for the award and now serves as honorary Chairman, will announce the winner during the CBS telecast of the NCAA Men's Final Four in April.

IOWA OPPONENTS RANKED

Six teams on Iowa's 2005-06 schedule were in the initial national rankings, including both opponents who reached the semi-finals of the Guardians Classic. Texas was ranked second by the AP and third by the coaches, Michigan State fourth by the AP and fifth by the coaches, Kentucky ninth and 10th, Illinois 17th in both, Indiana 23rd and 22nd and Iowa State 25th and 23rd.

Additionally, five Hawkeye opponents were listed among teams receiving votes, including North Carolina State (ranked 21st at the time of Iowa's win on 11/30/05), Ohio State, Wisconsin, Michigan and Northern Iowa. The Hawkeyes will play 10 games against the six rated opponents and a total of 16 games against opponents who were either ranked or receiving votes in the pre-season rankings.

ALFORD MOVES TO FOURTH

Coach Steve Alford has collected 117 victories as Iowa's head coach, a total that ranks Alford fourth on Iowa's list of coaches in career wins. Alford recently moved past Bucky O'Connor, Iowa's head coach from 1952-58 (he also was Iowa's head coach for 11 games in 1950), who earned 114 wins as Iowa's basketball coach.

Iowa's top three coaches in career wins are Tom Davis (269), Lute Olson (168) and Rollie Williams (139). Following is a list of Alford's significant career victories:

No.	Opponent, result	Date
1	Manchester 82, Denison 63	12/29/91
50	Manchester 87, Huntington 63	11/22/94
100	SW MO State 75, NW State 73	12/10/96
150	SW MO State 89, Wichita State 58	1/31/99
200	Iowa 78, Iowa State 53	12/8/01
250	Iowa 88, Centenary 53	12/03/04
256	Iowa 73, Air Force 63	12/28/04
	(No. 100 as Iowa's head coach)	
273	Iowa 72, Valparaiso 59	12/3/05
	(Win No. 117 as Iowa's head coach)	

ASU COACH EVANS IN CARVER-HAWKEYE

ASU Coach Rob Evans has coached in four games in Carver-Hawkeye Arena. Evans was an assistant coach at Texas Tech during the 1984-85 season when the Red Raiders competed in Iowa's Hawkeye Challenge. Tech defeated Southern Cal in the first round before losing to Iowa 58-48 in the title game.

As the head coach at Mississippi, Evans brought his Rebels to Iowa City for the 1995 Hawkeye Challenge. The Rebels lost to Colgate (53-51) in the opening round before defeating East Tennessee State (65-50) in the consolation game.

THE SERIES

Arizona State holds a 1-0 advantage in the series. ASU defeated the 12th-ranked Hawkeyes 96-88 in the championship game of ASU's Fiesta Classic in Tempe early in the 1980-81 season. Iowa, coming off an appearance in the 1980 Final Four, posted a 21-7 record that season, while ASU ended the season with a 24-4 record. Kenny Arnold led Iowa's balanced attack with 21 points vs. ASU, while Vince Brookins added 16, Mark Gannon 13 and Kevin Boyle 10. Arnold and Brookins were named to the all-tournament team. Bobby Hansen, a current member of Iowa's radio broadcast team, was a sophomore on that Iowa team, but did not play vs. Arizona State due to a knee injury.

Arizona State was led by Lafayette Lever with 21 points, while Byron Scott and Sam Williams each scored 20.

IOWA/ASU NOTES

Iowa is 36-24 all-time against current members of the Pac-10 Conference, having played all 10 members at least once.

Iowa has not played a PAC 10 team since a 72-58 loss to Stanford in the championship game of the Coaches vs. Cancer Classic early in the 1999-00 season in New York City. That marked Steve Alford's first loss as Iowa's head coach. Alford's Iowa career began with a win over top-ranked Connecticut in the semi-finals of that event.

Arizona State is the first PAC 10 team to visit Carver-Hawkeye Arena since Iowa defeated UCLA 88-71 on Dec. 22, 1990. Iowa will play a return game at Arizona State next season.

ASU assistant Coach Tony Benford played at Texas Tech when the Red Raiders lost at Iowa, 58-48, early in the 1984-85 season. Benford played 30 minutes, scoring nine points while collecting five rebounds and three assists.

ASU assistant Coach Dan O'Dowd was an assistant coach at Mississippi when the Rebels split two games in Iowa's Hawkeye Challenge early in the 1995-96 season.

ASU junior guard Kevin Kruger is the son of former Illinois and current UNLV head Coach Lon Kruger.

History & Record Book Online

Iowa's History and Record Book, the supplement to the 2005-06 basketball media guide, is available online at hawkeyesports.com, the official website of the University of Iowa athletic department. After opening the Iowa website, click on Men's Basketball on the left side of the page. Once at the basketball site, click on the History and Record Book on the right side of the page under the Stats and More heading. Copies of the History and Record Book are also available through the UI Sports Information office.

COMPARING THE STATS

	Iowa (7-3)	ASU (4-2)
Scoring	67.9	79.0
Scoring Defense	56.8	70.0
FG%	.418	.461
FG% Defense	.365	.470
FT%	.730	.758
3-PT FG%	.286	.467
3-PT FG% Defense	.313	.448
Rebound Margin	+4.0	+3.2
Assists	15.2	16.3
TO Margin	+1.9	+4.5
Steals Margin	+0.8	+1.3

IOWA FALLS AT IOWA STATE

Playing without senior guard Jeff Horner for the first time in 103 games, Iowa was guilty of 20 turnovers in a 72-60 loss at Iowa State Dec. 9 in its last outing. ISU collected 13 steals and scored 12 fast break points to Iowa's two. Iowa played well in the early going, building as much as a six point advantage, 16-10, with 11 minutes left in the half. The Hawkeyes still led by two, 29-27, with 2:50 remaining in the opening period before ISU closed the half with a 8-1 scoring run.

Trailing 35-30 at halftime, Iowa saw the Cyclones take advantage of turnovers and quick shots in building a large lead in the first 10 minutes of the second half. Iowa found its inside game in the late going, but could get no closer than 11 points in the final five minutes.

The Hawkeyes shot just 34% from the field and 13.3% (2-15) from three-point range. Iowa won the rebounding battle, 44-39, but had just seven assists and eight steals.

Adam Haluska led Iowa's scoring attack with 16 points and he also added four rebounds and four assists. Greg Brunner recorded his fourth double-double of the season with 11 points and 12 rebounds. Erek Hansen matched his career scoring high with 14 points, while also collecting seven rebounds and four blocked shots.

UTVS WINS AT ARIZONA STATE

Utah Valley State shot 65.9% (18-25) from the field in the second half in earning a 75-71 win at Arizona State Dec. 10 in ASU's most recent action. The visitors shot 56.3% in the first half, but still trailed 30-26 at intermission. Arizona State won the rebounding battle (26-21), forced UTVS into 20 turnovers and shot 81% (17-21) from the free throw line, but was still unable to overcome hot shooting by the visitors.

ASU was led by Jeff Pendergraph, who came off the bench to score 20 points and grab nine rebounds. Tyrone Jackson and Bryson Krueger each added 15 points and Kevin Kruger scored 12 points and added five assists.

IOWA WINS OWN CHALLENGE

Iowa won its own Hawkeye Challenge last weekend with victories over Fairfield (75-59) and Valparaiso (72-59). The Hawkeyes have won their own tournament 23 times in the 24-year history of the event. Seniors Greg Brunner and Jeff Horner, along with junior Adam Haluska, were named to the all-tournament team, with Horner earned the Most Valuable Player award.

IOWA SECOND IN GUARDIANS CLASSIC

Iowa made its second appearance in the Guardians Classic and was runner-up for the second time in five seasons. The Hawkeyes, in 2001, defeated Maryland-Eastern Shore (89-59), Boston University (90-61) and Memphis (75-71) before a 78-77 last-second loss to Missouri in the title game. This season the Hawkeyes defeated Maryland-Eastern Shore, Colgate and Kentucky before falling to Texas in the title game. Junior Adam Haluska was named to the all-tournament team in Kansas City, while senior Greg Brunner was named the Outstanding Player in the Iowa City regional.

BRUNNER JOINS TOP TEN

Senior forward Greg Brunner has raised his career rebounding total to 769, a total that ranks 10th on Iowa's career list. Brunner also ranks 19th in career scoring (1,182) and is ninth (89) in career blocked shots. Brunner had his fourth double-double of the season at Iowa State (11 points, 12 rebounds), giving him 24 in his career, most among active players in the Big Ten Conference. He leads the team in both scoring (14.7) and rebounding (9.3).

HORNER OVER 500 ASSISTS

Senior guard Jeff Horner has become just the fourth Iowa player ever to total over 500 assists. Horner ranks fourth in career assists with 501, he ranks 15th in career scoring (1,203) and he has 473 rebounds. In career numbers, Horner also ranks third in three-point field goals (207) and second in three-point attempts (563). Horner needs just four steals to move into Iowa's top 10 in that category.

Big Ten Standings

	Big Ten			All Games		
	W	L	PCT	W	L	PCT
Illinois	0	0	.000	10	0	1.000
Michigan	0	0	.000	7	0	1.000
Ohio State	0	0	.000	5	0	1.000
Wisconsin	0	0	.000	8	1	.889
Michigan State	0	0	.000	7	2	.750
Indiana	0	0	.000	5	2	.714
Minnesota	0	0	.000	5	2	.714
Iowa	0	0	.000	7	3	.700
Penn State	0	0	.000	4	3	.571
Northwestern	0	0	.000	4	3	.571
Purdue	0	0	.000	3	4	.429

Wednesday, December 14

Alabama-Birmingham at Minnesota

Illinois-Chicago at Northwestern

Belmont at Ohio State

Thursday, December 15

Wisconsin-Milwaukee at Wisconsin

Friday, December 16

Cleveland State at Michigan State

Saturday, December 17

Arizona State at Iowa, 7:05 p.m.

UCLA at Michigan

Ohio State vs. Iowa State (Des Moines, IA)

New Orleans at Purdue

Sunday, December 18

Coppin State at Illinois

Florida International at Michigan State

Northwestern at Seton Hall

Saint Francis (PA) at Penn State

SHARING THE HONORS

Iowa's players have been sharing the honors this season. Senior forward Greg Brunner was named the Most Outstanding Player as Iowa opened the season with two wins in the regional rounds of the Guardians Classic. At the Classic finals, where the Hawkeyes defeated Kentucky before losing to Texas in the championship game, junior guard Adam Haluska was named to the all-Tournament team after scoring 23 points vs. the Longhorns.

Last week as Iowa won its own Hawkeye Challenge, senior guard Jeff Horner earned tournament MVP honors as Brunner and Haluska were named to the all-tournament team as well. Horner recorded a scoring and assist (12-10) double-double vs. Fairfield and added 19 points against Valparaiso. Brunner had 23 points and 11 rebounds vs. Fairfield and nine points and 13 rebounds vs. Valparaiso. Haluska, in the two games, totaled 25 points and 11 rebounds.

National Rankings

Rankings of 12/12/05

ESPN/USA Today	Associated Press
1. Duke	1. Duke
2. Connecticut	2. Connecticut
3. Villanova	3. Villanova
4. Louisville	4. Louisville
5. Memphis	5. Memphis
6. Florida	6. Twxas
7. Texas	7. Florida
8. Illinois	8. Oklahoma
9. Oklahoma	9. Illinois
10. Washington	10. Gonzaga
11. Gonzaga	11. Washington
12. Michigan State	12. Michigan State
13. Boston College	13. Boston College
14. UCLA	14. UCLA
15. George Washington	15. George Washington
16. Wake Forest	16. Wake Forest
17. Maryland	17. Maryland
18. Indiana	18. Indiana
19. North Carolina State	19. North Carolina
20. North Carolina	20. Nevada
21. Nevada	21. North Carolina State
22. Kentucky	22. IOWA
23. IOWA	23. Kentucky
24. Wisconsin	24. Arizona
25. Ohio State	25. Houston

SEASON HIGHS LIFT HAWKEYES

Senior Erek Hansen and junior Mike Henderson played key rolls as Iowa defeated Fairfield and Valparaiso to win the Hawkeye Challenge. In the win over Fairfield, Hansen matched his career-high with seven blocked shots and added eight points and six rebounds in the win over Fairfield. He added six points, five rebounds and three blocks in the win over Valpo. Through 10 games, Hansen is averaging 7.3 points and 4.9 rebounds and he leads the Big Ten with 3.1 blocked shots per game.

Henderson played a key role in the championship game win over Valpo, matching his season scoring high with 15 points, hitting 5-6 field goals and 4-5 free throws. Henderson also had six rebounds and five assists. During a key stretch in the second half he scored seven straight Hawkeye points as Iowa increased its lead from three to eight points. Henderson is averaging 7.4 points and 4.2 rebounds per outing through 10 games, improving his shooting to 43.8% from the field and 78.9% from the free throw line.

HALUSKA STREAK AMONG LONGEST

Junior guard Adam Haluska has started all 74 games he has played in his career, Haluska's consecutive starts streak ranks fifth longest among all Division I players, according to STATS — Chicago. Haluska trails Gerry McNamara (Syracuse), Joe Herber (West Virginia), Patrick Sparks (Kentucky) and Donald Wilson (Portland).

LOW TOTAL FOR A WIN

The 45 points scored by Iowa in a win over North Carolina State marks the fewest points scored by Iowa since the Hawkeyes scored 49 in a 49-51 loss at Northwestern on March 3, 2004. The point total is the lowest for Iowa in a winning effort since a 50-49 win at Drake on Nov. 11, 2002. The 45 points are the fewest by an Iowa team in a winning effort in Carver-Hawkeye Arena since a 42-39 win over Northwestern on Jan. 12, 1984. The 45 points match the lowest total scored by Iowa under the direction of Steve Alford, as the Hawkeyes lost a 45-54 contest at Wisconsin on Feb. 23, 2000.

TWO HAWKEYES NAMED TO NAISMITH LIST

Senior forward Greg Brunner and senior guard Jeff Horner are two of 50 players named as pre-season candidates for the Naismith Trophy, presented annually to the Player of the Year.

Brunner was named the Most Valuable Player in the Iowa City regional of the Guardians Classic. Brunner is averaging 14.7 points and 9.3 rebounds per game, shooting 45% from the field and 75.5% from the foul line. He has recorded four double-doubles in nine games and ranks 10th in career rebounds with 769.

Horner had a season-high 19 points vs. Valparaiso and 10 assists in a win over Fairfield. He is averaging 12 points, 3.7 rebounds and 6.4 assists per game. Horner ranks 15th in career scoring and fourth in career assists.

Brunner has played in all 103 games in his career, with 91 starts. Horner played in 102 consecutive games (with 101 starts) before missing Iowa's most recent game at Iowa State due to injury.

1,000 POINT CLUB ADDS MEMBERS

Seniors Jeff Horner and Greg Brunner joined Iowa's 1,000 Point Club as juniors a year ago. Horner has scored 1,203 points (ranks 15th) and is the only Iowa player ever to score over 1,000 points, grab over 400 rebounds and distribute over 400 assists. Horner was honorable mention all-Big Ten a year ago.

Brunner has scored 1,182 career points (ranks 19th) and he has 769 rebounds (10th). Brunner has ranked second in Big Ten rebounding in each of the past two seasons. He was named second team all-Big Ten last season and earned a gold medal at the World University Games last summer. He also ranks ninth in career blocked shots (89).

IOWA EARNS KEY NOVEMBER WINS

Iowa Coach Steve Alford has led five of his Hawkeye teams to key wins over ranked opponents in November. Those victories have included:

- Iowa defeated top-ranked Connecticut 70-68 in the semi-finals of the 1999 Coaches vs. Cancer event in New York's Madison Square Garden in Alford's first game as the Hawkeye head coach. The Huskies were the defending NCAA national champions. The Hawkeyes fell to Stanford in the title game.

- Iowa defeated 12th-ranked Memphis 75-71 in the semi-finals of the 2001 Guardians Classic at Kansas City's Kemper Arena. After losing to fifth-ranked Missouri (77-78) in the finals, the Hawkeyes later that season defeated the Tigers (ranked second at the time) 83-65 in Columbia.
- Iowa defeated 16th-ranked Louisville 70-69 in overtime in the 2003 Wooden Classic in Indianapolis.
- Iowa defeated 11th-ranked Louisville (76-71) and 13th-ranked Texas (82-80) on back-to-back days at the Maui Invitational a year ago. The Hawkeyes fell to North Carolina, the eventual NCAA champion, in the finals.
- After two opening round wins in Iowa City, Iowa defeated seventh-ranked Kentucky 67-63 in the semi-finals of the 2005 Guardians Classic in Kansa City. The Hawkeyes fell to second-ranked Texas in the finals.
- As part of the Big Ten/ACC Challenge, Iowa defeated 21st-ranked North Carolina State 45-42 Nov. 30, 2005 in Carver-Hawkeye Arena, giving the Hawkeyes their second win over a ranked opponent in the first six games of the season.

IOWA VS. RANKED TEAMS

These are Iowa's most recent wins vs. nationally ranked opponents:

At Home: 45-42 over 21st-ranked NC State, 11/30/05
On the Road: 67-63 over 20th-ranked Tulsa, 12/28/02
Neutral Court: 67-63 over 7th-ranked Kentucky, 11/21/05, in semi-finals of Guardians Classic

IOWA VS. RANKED FOES

Steve Alford has posted a 20-31 record against ranked opponents as Iowa's head coach, including a 2-1 mark in 2005-06. The Hawkeyes defeated seventh-ranked Kentucky (67-63) and 21st-ranked North Carolina State (45-42), while dropping a 68-59 decision to second-ranked Texas.

Iowa, a year ago, defeated 11th-ranked Louisville (76-71), 13th-ranked Texas (82-80) and 10th-ranked Michigan State (71-69), with losses to 11th-ranked North Carolina (92-106), at No. 1 ranked Illinois (68-73) in overtime, to 10th-ranked Michigan State (64-75) at home, at #20 Wisconsin (72-69), 75-65 to top-ranked Illinois in Iowa City, 59-56 to #22 Wisconsin in the Big Ten Tournament and 64-76 to #23 Cincinnati in the NCAA Tournament.

Alford's Hawkeye teams are 7-13 when playing teams ranked in the top 10, including wins over top-ranked Connecticut (70-68 in 1999-00), second-ranked Missouri (83-65 in 2001-02), fifth-ranked Ohio State (67-64 in 1999-00), seventh-ranked Kentucky (67-63 in 2005-06), seventh-ranked Illinois (78-62 in 2000-01), eighth-ranked Illinois (68-61 in 2002-03) and 10th-ranked Michigan State (71-69 in 2005).

The 13 losses to top 10 teams have been three times to No. 1 (Duke, 2001-02 and Illinois twice in 2004-05), once to second-ranked (Texas, 2005-06), once to third-ranked (Illinois, 2000-01), twice to fourth-ranked (Michigan State, 1999-00 and 2000-01), twice to fifth-ranked (Tennessee, 2000-01 and Missouri, 2001-02), once to ninth-ranked (Kentucky, 2000-01) and three times to 10th-ranked (Michigan State, 2000, Illinois, 2002 and Michigan State, 2005).

Iowa Results on Dec. 17

13 wins, 4 losses

1919	* Cornell	L	16-24
1921	* Cornell	W	34-14
1925	* Butler	W	26-24
1932	* Carleton	W	34-19
1938	Butler	L	29-31
1945	* Nebraska	W	61-35
1949	Western Reserve	W	97-57
1951	Washington (MO)	W	60-53
1954	Pennsylvania	L	75-87
1955	* Loyola Marymount	W	84-61
1956	* Loyola (LA)	W	80-65
1960	* Wyoming	W	78-67
1962	* Clemson	W	74-64
1966	* Drake	W	83-75
1970	* Cincinnati#	L	70-73
1977	* Denver	W	107-65
1994	* Long Island	W	102-72
	* at Iowa City		

In the 51 games against ranked teams, Alford and his Iowa team are 7-9 in home games, 10-11 at neutral sites and 3-11 when playing ranked teams in their home arena.

IOWA DEFENSIVE IN EARLY SEASON

Iowa's defense has led the way as the Hawkeyes have won seven of their first 10 games. Iowa opponents are averaging just 56.8 points per game, shooting 36.5% from the field and 31.3% from three-point range. Iowa has collected 77 steals and forced 177 turnovers while collecting 59 blocked shots. The Hawkeyes have held nine of 10 opponents under 70 points and have won the rebounding battle in eight of 10 games. Iowa ranks high nationally in scoring defense, field goal defense and blocked shots.

HAWKEYES STEAL THE SHOW

In its season opening win over Maryland-Eastern Shore, Iowa collected 17 steals while forcing 25 turnovers. The 17 steals are the most by a Steve Alford coached Hawkeye team. Iowa had not had as many as 17 steals in a game since collecting 18 steals in an 84-74 win over Penn State on Jan. 27, 1999, a string of 205 games. Tony Freeman, Adam Haluska, Jeff Horner and Doug Thomas led the way with three steals each, while eight of the 12 Hawkeyes who played collected at least one steal. Iowa added eight steals in the win over Colgate.

Iowa's record for steals in a game is 23. The 25 turnovers are the most by an Iowa opponent since Liberty University was guilty of 24 turnovers on Dec. 22, 2002. Iowa forced 23 turnovers by Texas-San Antonio in a recent 79-46 win and North Carolina State was guilty of 24 turnovers.

LEADING THE TEAM

Following is the number of times a player had led Iowa in scoring, rebounding, assists and steals. If two or more players tied for the team lead, all have been credited for that game:

Player	Scoring	Rebounding	Assists	Steals
Greg Brunner	5	7		
Tony Freeman			1	2
Adam Haluska	4		2	4
Erek Hansen		2		1
Mike Henderson				2
Jeff Horner	2		8	4
Carlton Reed				1
Doug Thomas		2		1

REACHING DOUBLE FIGURES

Following are Iowa's number of double figure games in scoring and rebounding, both for the 2005-06 season and for their career:

	Points		Rebounds	
	'05-06	Career	'05-06	Career
Greg Brunner	6	57	4	26
Seth Gorney	1	1	0	0
Erek Hansen	2	6	0	0
Adam Haluska	8	50	0	0
Mike Henderson	3	4	0	0
Jeff Horner	6	64	0	3
Carlton Reed	0	1	0	0
Doug Thomas	1	3	1	4
Alex Thompson	1	1	0	0

HOME, AWAY COMPARISONS

In its six home games, Iowa has outscored its opponents by a 71.7-49.7 margin, shooting 45% from the field while holding its opponent to 33.7% shooting. Iowa holds a 41.7-34.5 rebounding advantage.

In four games away from Carver-Hawkeye Arena (two neutral site games), Iowa has been outscored 62.2-67.5. The Hawkeyes are shooting 37.2% from the field while opponents are shooting 40.3% and Iowa is being out-rebounded by a 39.0-39.5 margin.

IOWA'S STATISTICAL COMPARISONS, 2005-06

	All Games	Big Ten	Home Games	Away Games	IA Wins	IA Losses
Record	7-3	---	6-0	1-3	7-0	0-3
Pts	67.9	---	71.7	62.2	71.0	60.7
Opp. Pts	56.8	---	49.7	67.5	51.6	69.0
FG%	.418	---	.450	.372	.440	.368
FG Def.	.365	---	.337	.403	.336	.429
3-PT%	.286	---	.312	.253	.306	.250
3-pt. Def.	.313	---	.267	.372	.296	.345
FT%	.730	---	.756	.691	.753	.672
REB	40.5	---	41.7	39.0	41.3	39.0
AST	15.2	---	17.3	12.0	16.9	11.3
TO	15.8	---	16.5	14.8	16.3	14.7
STL	7.7	---	9.2	5.5	8.7	5.3
BLK	5.9	---	6.3	5.3	6.7	4.0

Iowa Adds Three Recruits

Iowa has signed three student-athletes who will join the men's basketball program for the 2006-07 season.

Players announcing their plans to attend Iowa include Cyrus Tate, Justin Johnson and Jamie Vanderbeken.

Tate is a 6-8, 240-pound forward attending Northeast Community College in Norfolk, NE. Tate is in his first season at Northeast and will have three years of eligibility at Iowa. In three games this season he is averaging 19 points and eight rebounds per outing.

Tate is a native of Homewood, IL. As a prep senior at Homewood-Flossmoor HS he averaged 15 points and nine rebounds per game.

Johnson is a 6-6, 190-pound guard who attends Tyler Community College in Tyler, TX. He averaged 14.5 points as a freshman and will have two years of eligibility at Iowa. Johnson has started this season on a positive note, averaging 22 points, six rebounds, three assists and four blocked shots per game.

Johnson, a native of Tyler who attended John Tyler HS, received pre-season All-America recognition in the October issue of *Basketball Times*. His coach at Tyler is Mike Marquis.

Vanderbeken, 6-10, 235, attends Quinte Secondary School in Belleville, Ontario, Canada. As a prep junior he averaged 25 points, 12 rebounds and five blocked shots per game. He played well this past summer at the Nike All-American Camp and the Las Vegas Main Event.

"We feel this is an excellent start to a good recruiting class," said Alford. "We've added size and athleticism. We hope to finish strong during the spring period. It's a plus that two of these three players will join our program with junior college experience."

Along with the three additions, Iowa plans to redshirt forward Kurt Looby, a 6-10 junior who is in his first year with the Iowa program after attending Tyler Community College. Iowa has five seniors on its 2005-06 roster and two scholarships remaining for next season.

SCORING BY HALVES

Iowa has outscored its opponents 339-257 in the first half and 333-300 in the second half. Iowa has led at halftime in nine games and the Hawkeyes have outscored their opponent in the second half in six games. The second half scoring was even (20-20) vs. NC State and Iowa was outscored 11-7 in its one overtime period.

IOWA FROM THE FREE THROW LINE

Iowa had made over 80% of its free throws in three games and at least 70% of its free throws in seven of 10 games, with a season-best 83.3% (20-24) in a win over Fairfield. Iowa has posted a 6-1 record when shooting at least 70% from the free throw line. Following is Iowa's won-loss breakdown based on free throw percentage:

Iowa FT%	W-L	Iowa FT%	W-L
50-60%	0-0	80-90%	3-0
60-70%	1-2	90-100%	0-0
70-80%	3-1		

IOWA RECORD BY CONFERENCE

During non-conference action Iowa has played one team from the Atlantic Coast Conference, the Metro Atlantic, Mid-Continent, Missouri Valley, Patriot League, Southeastern and Southland, along with two teams from the Big 12 and one independent. Following is a breakdown of Iowa's record by conference:

Atlantic Coast	1-0	Missouri Valley	0-1
Big 12	0-2	Patriot League	1-0
Independents	1-0	Southeastern	1-0
Metro Atlantic	1-0	Southland	1-0
Mid-Continent	1-0		

OFF THE BENCH

The Iowa reserves are averaging 15.3 points and 11.6 rebounds per game, compared to 9.9 points and 8.6 rebounds for the opponent reserves. Iowa is 4-2 when the reserves outscore the opponent's reserves, 3-0 when the opponent reserves score more points and 0-1 when the reserve scoring is even.

Iowa is 4-2 when the Hawkeye reserves have more rebounds than the opponent reserves and 3-1 when the opponent reserves have more rebounds. Following is a game-by-game comparison with opponents:

Opponent	Iowa		Opponent	
	Pts.	Rebs.	Pts.	Rebs.
MD-Eastern Shore	37	26	4	5
Colgate	19	11	8	16
Kentucky (n)	15	10	27	12
Texas (n)	14	9	4	7
TX-San Antonio	25	18	17	12
NC State	3	11	7	7
Fairfield	13	8	8	3
Valparaiso	9	3	12	7
at Northern Iowa	12	8	6	4
at Iowa State	6	12	6	13
Totals	153	116	99	86
Average	15.3	11.6	9.9	8.6

Hy-Vee Cy-Hawk Series

Iowa State leads the second annual Hy-Vee Cy-Hawk Series 9-4. Iowa State recorded a 2-1 victory in women's soccer and a 23-3 win in football, while Iowa defeated Iowa State 20-15 in wrestling.

Iowa State won the women's basketball contest 77-61 and the men's game by a 72-60 margin. Iowa won the women's swimming and diving meet, 156-144.

Iowa claimed the initial Cy-Hawk Series (13-8) in 2004-05.

A point system will track each institution's performance and will culminate in one institution winning the annual trophy for the Hy-Vee Cy-Hawk Series. Intercollegiate athletic teams from Iowa and Iowa State will square off in head-to-head competition eight different times during the 2005-06 academic year. The competition this season is in men's basketball, women's basketball, wrestling, women's gymnastics (2), women's soccer and softball. Additional points will be available for each school based on successful performance in the classroom by its student-athletes.

Jan. 28	W. Gymnastics	2 points
Mar. 17	W. Gymnastics	2 points
TBA	Softball	2 points

Two points for an institution if the student-athlete graduation rate for all student-athletes is greater than the national average for all student-athletes.

CRUNCH TIME FREE THROWS

Iowa has made 14-17 (82.4%) free throws in the final four minutes and overtime of its four games that have been decided by 10 points or less. Iowa's opponents in those games have made 15-18 (83.3%) of their free throw attempts in the final four minutes and overtime periods. Iowa is 2-2 in those games. Following are Iowa's individual attempts:

Jeff Horner	4-4	1.000
Greg Brunner	4-5	.800
Adam Haluska	3-4	.750
Mike Henderson	3-4	.750
Iowa	14-17	.824
Opponents	15-18	.833

HAWKEYE TIDBITS

- Iowa is 5-0 when scoring between 70-80 points, 1-1 when scoring between 60-70 points and 1-2 when scoring less than 60 points. Iowa is 6-0 when holding its opponent to less than 60 points, 1-2 when holding its opponent between 60-70 points and 0-1 when the opponent scores over 70 points.
- Iowa is 4-1 when collecting more assists than the opponent, 1-2 when the opponent has more assists and 2-0 when assists are equal.
- Iowa is 5-2 when having fewer turnovers than its opponent and 2-1 when the opponent has fewer turnovers.
- Iowa is 4-1 when collecting more steals than its opponent, 2-2 when the opponent has more steals and 1-0 when steals are equal.

- Iowa has had four players or more score in double figures in three games, with a season-best five players in the win over Maryland-Eastern Shore. Iowa is 0-0 when six players score in double figures, 1-0 when five players score 10 points or more, 2-0 when four reach double figures, 2-1 with three in double figures and 2-2 when two are in double figures.
- Iowa is 7-2 when leading at halftime, 0-1 when trailing at intermission and 0-0 when tied at halftime.
- Iowa is 5-1 when controlling the opening tip and 2-2 when not controlling the tip.
- Iowa is 2-2 in games decided by 10 points or less, 2-1 in games decided by five points or less and 0-1 in overtime.
- Under Steve Alford, Iowa is 35-6 when shooting at least 50% from the field, including 2-0 in 2005-06.
- None of Iowa's opponents have shot 50% from the field. Iowa allowed just four opponents to shoot at least 50% from the field last season, and Iowa was 3-1 in those games. Iowa was 0-5 when its opponent shot at least 50% from the field in 2004.

IOWA SEEKS SIXTH STRAIGHT WINNING SEASON

Iowa is seeking a sixth straight winning season, a streak that would rank as the second longest in the history of Iowa basketball. Iowa enjoyed seven straight winning seasons from 1950-56. Iowa has had five consecutive winning seasons on four occasions, 1979-83, 1985-89, 1995-99 and 2001-05.

Iowa is one of four Big Ten teams to post a winning season in each of the last five years, joining Illinois, Michigan State and Wisconsin. Iowa advanced to post-season play for the fifth straight season a year ago, returning to the NCAA Tournament.

SEVEN STRAIGHT IS IOWA RECORD

Iowa's longest streak of consecutive winning seasons is seven, from 1950 through 1956. Pops Harrison, Bucky O'Connor and Rollie Williams all coached the Hawkeyes during those years. Only a 10-10 record in 1949 kept Iowa from 13 consecutive winning seasons (1944-56).

Harrison coached Iowa to five straight winning seasons from 1944-48, Lute Olson coached Iowa to winning seasons from 1979-83, George Raveling and Tom Davis combined to coach Iowa to winning seasons from 1985-89 and Davis coached Iowa to winning seasons from 1995-99.

CAPTAINS NAMED FOR 2006

Iowa's captains are seniors Greg Brunner and Jeff Horner. Brunner, a native of Charles City, has started 91-103 games in his career and ranks among Iowa's career leaders in scoring, rebounds and blocked shots. He earned second team all-Big Ten honors in 2005 and placed second in the league in rebounding in each of the past two seasons.

Horner, a Mason City native, has started 101 of 102 games in his career, but he is currently sidelined with an injury. He has led the team in assists in each of the last three seasons and ranks among Iowa's career leaders in scoring, assists and three-point field goals.

Iowa to Recognize "Heros"

Is there a hero among you, your friends, your family?

Coach Steve Alford and the Iowa Hawkeyes are looking for heroes, people who have gone above and beyond to help others.

"There are wonderful things being done each day in every community across the state of Iowa by outstanding people," said Hawkeye Coach Steve Alford. "Our basketball staff feels the "Heroes Among Us" program is an easy way to salute the friends and neighbors of ours who are making a difference in the lives of their friends and neighbors."

Nomination forms for the "Heroes Among Us" program are available online at hawkeyesports.com, the official web site of the Iowa Hawkeyes. Fans can print their nomination form by visiting the men's basketball home page and clicking on the "Heroes Among Us" line under the "Features" heading.

The UI will select one here to be saluted at each Hawkeye home game throughout the remainder of the season. The hero, and the individual who nominated them, will be provided pairs of tickets to the game and a \$10 gift certificate to the Official Iowa Hawk Shop. The hero will also be recognized when they are in attendance.

THE RETURNING CAST

Iowa returns five starters and 11 lettermen from 2005. The returning starters include three players, Greg Brunner, Adam Haluska and Jeff Horner, who earned all-Big Ten recognition a year ago.

Iowa returns 84.6% of its scoring from 2005, 90.9% of its rebounding, 81.6% of its assists and 78.5% of its steals. Iowa's returning players shot 45.5% from the field, 38.7% from three-point range and 71.9% from the free throw line. The Hawkeyes return their statistical leader from last season in all categories,

THE HAWKEYE ROSTER

The Iowa roster includes 16 players, including 10 who played prep basketball in the state of Iowa. The squad includes five seniors, four juniors, four sophomores and three freshmen. Along with the 10 Iowans, there is one player from California, Illinois, Indiana, Ohio, Texas and St. John's, Antigua.

Three players, freshman Dan Bohall, sophomore J.R. Angle and junior Kurt Looby, have not seen any game action and are slated to redshirt this season.

IOWA IN TOURNAMENT PLAY

Iowa has fared well while taking part in regular-season tournaments over the past 24 years. In that time Iowa has won the Great Alaska Shootout (1986-87), the Cal-Irvine Anteater Classic (1986-87), the Maui Classic (1987-88), the San Juan Thanksgiving Shootout (1992-93), the San Juan Christmas Shootout (1997-98), the Big Ten Conference Tournament in 2001 and its own invitational 23 times.

In addition, Iowa was runner-up in the 1985-86 Far West Classic, the 1987-88 All-College Tournament, the 1988-89 Chaminade Classic, the 1991-92 Tampa Tribune Holiday Invitational, the 1994-95 Rainbow Classic, the 1995-96 Great Alaska Shootout, the 1999-00 Coaches vs. Cancer Classic, the 2001-02 Guardians Classic, the 2002 Big Ten Conference Tournament, the 2004 Maui Invitational and the 2005 Guardians Classic.

IOWA IN THE NCAA TOURNAMENT

Iowa made its 21st appearance in the NCAA Tournament in 2005, falling to Cincinnati in the opening round at the RCA Dome in Indianapolis. Iowa earned the bid after posting a 21-win season, including wins over Purdue and 10th-ranked Michigan State in the 2005 Big Ten Tournament.

The Hawkeyes hold an overall record of 27-23 in the tournament, advancing to the Final Four in 1955 (fourth), 1956 (second) and 1980 (fourth). Iowa had advanced to at least the second round in its last 10 tournament appearances before last season. Iowa reached the regional championship in 1987 and lost in the regional semi-final in 1988 and 1999.

BASKETBALL TICKETS AVAILABLE

The following is information on Iowa basketball tickets for this season. Iowa basketball tickets may be purchased in person at the athletic ticket office at the north entrance of Carver-Hawkeye Arena or at the Iowa City/Coralville Convention and Visitors Bureau information desk inside Coral Ridge Mall. Tickets may also be purchased online at www.hawkeyesports.com, or by calling 1-800-IA-HAWKS.

- Season tickets are available at a cost of \$387
- Season tickets for faculty/staff are \$313
- Student tickets are \$95
- Single game tickets are available \$25
- Single game student tickets are available for \$15
- Fan may purchase an eight-game (\$184) or four-game (\$100) ticket package, selecting the games they wish to attend from a collection of conference and non-conference games pre-determined by the UI.
- A two-game holiday package is available for \$50 for games vs. Robert Morris (Dec. 22) and Illinois (Jan. 7).
- Youth tickets (\$10) are available for games vs. Drake (Dec. 20), Robert Morris (Dec. 22) and Penn State (Mar. 1)
- Discounted tickets to select home games and earmarked for purchase by groups of 24 or more are also available for purchase. For information about group tickets, fans should call the UI Group Sales Office at (319) 335-9328.

Iowa In Big Ten Stats

Category	All Games	
	Stat	Rank
Blocked Shots	5.9	1st
FG% Defense	.365	1st
Scoring Defense	56.8	2nd
FT Percentage	.730	3rd
3-PT FG Defense	.313	3rd
Steals	7.7	4th
Turnover Margin	+1.9	5th
Scoring Margin	+11.1	6th
Assists	15.2	8th
Ast./TO Ratio	1.0	9th
Rebounding Margin	+4.0	9th
3-Pt. FG Per Game	4.8	10th
Scoring Offense	67.9	10th
3-Pt. FG Percentage	.286	11th
FG %	.418	11th

INDIVIDUAL STATISTICS

Category	Player	All Games	
		Stat	Rank
Assists	Jeff Horner	6.6	1st
Blk. Shots	Erek Hansen	3.1	1st
	Doug Thomas	1.2	4th
Free Throw %	Jeff Horner	.906	1st
	Adam Haluska	.806	T7th
	Mike Henderson	.789	10th
Ast/TO Ratio	Jeff Horner	2.8	5th
Rebounding	Greg Brunner	9.3	3rd
	Doug Thomas	5.1	19th
FG%	Erek Hansen	.574	9th
Steals	Jeff Horner	1.5	10th
3-pt. FG Per Game	Adam Haluska	1.4	15th
	Jeff Horner	1.7	14th
Scoring	Greg Brunner	14.7	13th
	Adam Haluska	13.5	T17th

IOWA EARNS PRE-SEASON RECOGNITION

The Iowa basketball team received pre-season recognition heading into the start of the season. Following are some samples of what is being predicted:

Publication	Big Ten	National
Lindy's	2	9th
Athlon's Sports	4	2nd Round, NCAA
Street & Smith's	6	not ranked
Dick Vitale, ESPN.com	---	12th
ESPN.com	---	16th
Blue Ribbon	---	16th
Andy Katz, ESPN.com	---	17th
The Sporting News	---	9th
Sports Illustrated	---	18th
USA Today/ESPN poll	---	20th
CBSsportsline.com	---	not ranked

- Senior Jeff Horner is rated the Best Passer in the Big Ten by Street & Smith's and the No. 8 point guard in the nation by Lindy's
- Senior Greg Brunner is rated the Player with the Best Instincts in the Big Ten by Street & Smith's and the No. 14 power forward in the nation by Lindy's
- Senior Ereik Hansen is rated the Best Shot Blocker in the Big Ten by Street & Smith's
- Junior Adam Haluska is rated the No. 18 small forward in the nation by Lindy's
- Iowa's front court is rated sixth best in the nation by Lindy's

IOWA ON THE TUBE

Every Iowa game throughout the 2005-06 season will be televised. Iowa will appear on national cable television (ESPN and ESPN2) as many as 11 times. Hawkeye games not selected for national coverage will be televised regionally by ESPN Plus, while several conference games will be televised throughout the Big Ten Conference viewing area as part of the Big Ten regional network agreement with ESPN Plus.

ANOTHER STRONG SCHEDULE

Iowa's non-conference schedule has the Hawkeyes meeting teams from nearly every major conference in the nation. The Hawkeyes participated in the Guardians Classic to begin the season, advancing to the championship game, defeating seventh-ranked Kentucky before falling to second-ranked Texas.

Iowa's non-conference home schedule is highlighted by games vs. Arizona State of the Pac 10 Conference and North Carolina State of the Atlantic Coast Conference. Iowa also hosted Fairfield, Tulane and Valparaiso in the Hawkeye Challenge and Maryland-Eastern Shore, Colgate and Utah Valley State in the first round of the Guardians Classic. Remaining non-conference home games include Drake and Robert Morris. Non-conference road games are at Northern Iowa, Iowa State and Saint Louis.

Iowa's schedule includes 16 games against teams that advanced to post-season play a year ago, including 14 games against teams that were in the NCAA Tournament. That includes two games against Illinois (NCAA), Indiana (NIT), Michigan State (NCAA), Minnesota (NCAA), and Wisconsin (NCAA), single games vs. Arizona State (NIT), Iowa State (NCAA), North Carolina State (NCAA), Northern Iowa (NCAA), Kentucky (NCAA) and Texas (NCAA).

HORNER SURPASSED TRIPLE FIGURES, AGAIN

Senior guard Jeff Horner is the only player in Iowa basketball history to record over 200 points, 100 rebounds and 100 assists in three different seasons. Horner is one of two players to accomplish the feat as a freshman. Following is the list of players who have reached these totals in a single season:

Player, year	Points	Rebounds	Assists
Jeff Horner, 2005	463	148	180
Jeff Horner, 2004	377	155	123
Pierre Pierce, 2004	468	164	107
Jeff Horner, 2003	255	137	140
Pierre Pierce, 2002	248	114	114
Dean Oliver, 1999	357	106	136
Andre Woolridge, 1996	419	103	193
Bill Jones, 1988	442	203	101
Michael Payne, 1985	220	235	102
Bobby Hansen, 1983	476	166	114
Kenny Arnold, 1980	444	114	142

NO THREE-POINTERS

Since the three-point shot became part of the college game, Iowa has played 14 games in which it has failed to make a three-point attempt. Iowa had made at least one three-point basket in 53 straight games before missing all five attempts in a 71-61 home win over Purdue in 2004. The five three-point attempts are the fewest attempted by a Steve Alford team at Iowa. Iowa's current streak includes at least one three-point basket in 63 straight games.

Following is a list of games in which Iowa did not make a three-point basket (11-3 record). During the 1982-83 season, when the three-point shot was first added, the number of three-point attempts in some games is unavailable.

Date	Opponent	3-pt.	Result
1/7/04	Purdue	0-5	W, 71-61
2/13/02	Penn State	0-9	L, 65-71
12/8/92	Northern Iowa	0-5	W, 64-44
12/6/91	Army	0-8	W, 74-39
12/12/88	Jackson State	0-3	W, 86-71
12/19/87	Iowa State	0-7	L, 100-102
2/10/83	Purdue	0-1	W, 55-46
12/29/82	Seton Hall	0	W, 85-63
12/28/82	James Madison	0	W, 55-47
12/18/82	UCLA	0	L, 66-75
12/11/82	Southern Cal	0	W, 66-55
12/8/82	Marquette	0	W, 87-66
12/3/82	Navy	0	W, 76-65
11/27/82	Brigham Young	0	W, 91-80

IOWA INFORMATION ON THE WEB

Iowa basketball information is available on the University of Iowa's web site, hawkeyesports.com. Once you have entered the web site, you may obtain game notes, game stories and box scores from all games throughout the season, plus team and individual cumulative stats and a pdf version of Iowa's History and Record book.

Members of the media who wish to have this information forwarded via e-mail throughout the season may do so by contacting the Iowa Sports Information office with your e-mail address.

WEEKLY NEWS CONFERENCES

Following is a list of dates for basketball press conferences with Coach Steve Alford. They are held in the Press Room at Carver-Hawkeye Arena, beginning at 2:30 p.m. Players are available for interviews at approximately 3 p.m., following the sessions with Coach Alford. Daily practice begins at 3:30 p.m. The times for the remaining two press conferences in December has been moved to 3 p.m. The first two press conferences in January may also have an alternate start time. Following are the news conference dates:

December	Thu, 15th	Mon, 19th			
January	Tue, 3rd	Thu, 12th	Tue, 17th	Mon, 23rd	Mon, 30th
February	Mon, 6th	Mon, 13th	Thu, 23rd	Mon, 27th	
March	Mon, 6th				

IN-SEASON TELE-CONFERENCES

Following is a list of tele-conference dates with Coach Steve Alford. Each call will begin at 10:30 a.m. CT. Please call a couple of minutes early and identify yourself to the operator. If you are interested in joining any of the tele-conferences, please contact the Iowa Sports Information office for details. Here are the tele-conference dates:

December	Wed, 28th		
January	Fri, 6th	Fri, 20th	Fri, 27th
February	Fri, 3rd	Fri, 10th	Fri, 17th
March	Fri, 3rd		

Coach Alford will also be available on the Big Ten tele-conference calls, which take place each Monday during the Big Ten season.

HIGHLIGHTS AND SOUND BITES ON SATELLITE

Sound bites with coaches and athletes from Iowa's winter sports teams are available each Wednesday throughout the winter. The video sound bites are available from 3:30-3:45 p.m. CT and include all winter sports, including men's and women's basketball and wrestling. The coordinates are satellite INTELSAT A-5 (C), transponder 15. The highlights are available on the following dates:

Dec. 21	Feb. 1, 8, 15, 22
Jan. 4, 11, 18, 25	March 1, 8

HAWK TALK WITH STEVE ALFORD

Fans of the University of Iowa basketball program may join Iowa Coach Steve Alford and radio announcer Gary Dolphin each week during the season for the "Hawk Talk with Steve Alford" radio call-in show. The show takes place each week at Carlos O'Kelly's Mexican Café in Iowa City from 7-8:30 p.m. and the dates are Dec. 19; Jan. 10, 16, 23 and 30; Feb. 6, 12, 20 and 27; and March 6, 13 and 20.

BIG TEN TELECONFERENCES

The Big Ten Conference office has scheduled tele-conferences with men's basketball coaches each week during the Big Ten portion of the 2005-06 season. The tele-conferences are held each Monday from 9-11 a.m. CT and are scheduled through March 7. The calls will be available for play-back for 24 hours. Contact the Big Ten office or the Iowa Sports Information office for the tele-conference and play-back phone numbers. Following is the coaches order of appearance:

9:00	Mike Davis, Indiana	10:00	Tom Izzo, Michigan State
9:10	Steve Alford, Iowa	10:10	Bo Ryan, Wisconsin
9:20	Dan Monson, Minnesota	10:20	Tommy Amaker, Michigan
9:30	Bill Carmody, Northwestern	10:30	Thad Matta, Ohio State
9:40	Ed DeChellis, Penn State	10:40	Bruce Weber, Illinois
9:50	Matt Painter, Purdue	10:50	Player of the Week

AFTER THIS

Iowa will host Drake (Dec. 20) and Robert Morris (Dec. 22) before closing non-conference action Dec. 30 at Saint Louis. Iowa opens Big Ten action Jan. 5 at Wisconsin.

Current Hawkeyes Among Iowa's Career Leaders

Several current Hawkeye players rank among Iowa's top 10 in several statistical categories. Following are the categories and the players' standing as the 2005-06 season begins:

Three-pt. Field Goals, Season

1.	117	Chris Kingsbury, 1995
2.	92	Luke Recker, 2002
3.	86	Jeff Horner, 2005
4.	74	Kent McCausland, 1998
5.	71	Jeff Moe, 1988
6.	70	Kent McCausland, 1997
7.	65	Jeff Horner, 2004
	65	Dean Oliver, 2001
	65	Chris Kingsbury, 1996
10.	62	B.J. Armstrong, 1988

Three-pt. FG Attempts, Season

1.	297	Chris Kingsbury, 1995
2.	223	Luke Recker, 2002
3.	211	Jeff Horner, 2005
	211	Chris Kingsbury, 1996
5.	179	Dean Oliver, 2001
6.	178	Brody Boyd, 2003
	178	Jeff Moe, 1988
8.	161	Kent McCausland, 1998
9.	159	Brody Boyd, 2004
10.	153	Jeff Horner, 2004

Three-pt. Field Goals, Career

1.	226	Chris Kingsbury, 1994-96
2.	214	Kent McCausland, 1996-99
3.	207	Jeff Horner, 2003-pr.
4.	193	Brody Boyd, 2001-04
5.	161	Dean Oliver, 1998-01
6.	139	Luke Recker, 2001-02
7.	136	B.J. Armstrong, 1986-89
8.	131	Jeff Moe, 1985-88
9.	121	Jim Bartels, 1991-95
10.	113	Jess Settles, 1994-99

Three-pt. Field Goal Attempts, Career

1.	645	Chris Kingsbury, 1994-96
2.	563	Jeff Horner, 2003-pr.
3.	544	Brody Boyd, 2001-04
4.	472	Kent McCausland, 1996-99
5.	465	Dean Oliver, 1998-01
6.	374	James Moses, 1989-92
7.	332	Luke Recker, 2001-02
8.	324	Jim Bartels, 1991-95
9.	321	Jess Settles, 1994-99
10.	314	Jeff Moe, 1985-88

Assists, Season

1.	193	Andre Woolridge (6.0 avg.), 1996
2.	192	Andre Woolridge (6.0 avg.), 1997
3.	191	Cal Wulfsberg (6.6 avg.), 1976
4.	190	Andre Woolridge (5.8 avg.), 1995
5.	180	Jeff Horner (5.5 avg.), 2005
6.	173	B.J. Armstrong (5.4 avg.), 1989
7.	168	Dean Oliver (5.3 avg.), 2001
8.	163	Ronnie Lester (6.0 avg.), 1978
9.	155	B.J. Armstrong (4.6 avg.), 1988
10.	148	B.J. Armstrong (4.2 avg.), 1987

Assists, Career

1.	575	Andre Woolridge (5.9 avg.), 1995-97
2.	561	Dean Oliver (4.5 avg.), 1998-01
3.	517	B.J. Armstrong (4.0 avg.), 1986-89
4.	501	Jeff Horner (4.8 avg.), 2003-pr.
5.	480	Ronnie Lester (4.8 avg.), 1977-80
6.	358	Mon'ter Glasper (2.9 avg.), 1993-96
7.	352	Kenny Arnold (3.2 avg.), 1979-82
8.	339	Andre Banks (2.9 avg.), 1983-86
9.	335	Kevin Boyle (2.8 avg.), 1979-82
10.	325	Steve Carfino (2.8 avg.), 1981-84

Single-Season Blocked Shots

1.	121	Acie Earl (4.0 avg.), 1992
2.	106	Acie Earl (3.3 avg.), 1991
3.	88	Acie Earl (2.8 avg.), 1993
4.	83	Erek Hansen (2.6), 2005
5.	79	Greg Stokes (2.5 avg.), 1983
6.	62	Greg Stokes (1.9 avg.), 1985
7.	58	Greg Stokes (2.1 avg.), 1984
8.	52	Michael Payne (1.7 avg.), 1983
9.	50	Acie Earl (1.8 avg.), 1990
10.	41	Ryan Bowen (1.3 avg.), 1998
	31	Erek Hansen (3.1 avg.), 2006

Career Blocked Shots

1.	365	Acie Earl (3.1 avg.), 1990-93
2.	229	Greg Stokes (1.9 avg.), 1982-85
3.	154	Erek Hansen (2.3 avg.), 2004-pr.
4.	124	Ryan Bowen (1.0 avg.), 1995-98
5.	120	Michael Payne (1.0 avg.), 1982-85
6.	92	Glen Worley (0.7 avg.), 2001-04
	92	J.R. Koch (0.7 avg.), 1996-99
8.	90	Jared Reiner (0.8 avg.), 2001-04
9.	89	Greg Brunner (0.9 avg.), 2003-pr.
10.	84	Guy Rucker (0.9 avg.), 1997-99

Career Rebounds


1.	914	Kevin Kunnert (12.7 avg.), 1971-73
2.	877	Ed Horton (6.6 avg.), 1986-89
3.	857	Michael Payne (7.3 avg.), 1982-85
4.	852	Bruce King (10.7 avg.), 1975-77
5.	811	Acie Earl (7.0 avg.), 1990-93
6.	807	Greg Stokes (6.7 avg.), 1982-85
7.	804	Ryan Bowen (6.7 avg.), 1995-98
8.	794	Reggie Evans (11.5 avg.), 2001-02
9.	784	Don Nelson (10.9 avg.), 1960-62
10.	769	Greg Brunner (7.3 avg.), 2003-present

Steals

1.	208	Ryan Bowen (1.7 avg.), 1995-98
2.	205	Dean Oliver (1.6 avg.), 1998-01
3.	200	Kenyon Murray (1.6 avg.), 1993-96
4.	183	Roy Marble (1.4 avg.), 1986-89
5.	182	Steve Carfino (1.6 avg.), 1981-84
6.	178	B.J. Armstrong (1.4 avg.), 1986-89
7.	155	Jim Bartels (1.6 avg.), 1991-95
8.	154	Mon'ter Glasper (1.3 avg.), 1993-96
9.	144	Jess Settles (1.4 avg.), 1994-99
10.	143	Brody Boyd (1.1 avg.), 2001-04
	139	Jeff Horner (1.3 avg.), 2003-present

*****44 - - Greg Brunner, F, 6-7, 245, Sr., Charles City, IA (Charles City HS)**

- One of 50 players named as pre-season candidate for the Naismith Trophy
- Career totals include 1,182 points, 769 rebounds and 89 blocks
- Named to all-tournament team in Hawkeye Challenge
- 11 points and 12 rebounds at Iowa State for fourth double-double of the year
- 26 points and 10 rebounds at UNI for third double-double of the year
- Nine points and team-high 13 rebounds in win over Valparaiso
- Team-highs with 23 points and 11 rebounds vs. Fairfield
- Nine points and six rebounds in win over North Carolina State
- 14 points and six rebounds in win over Texas-San Antonio
- Six points and game-high eight rebounds vs. Texas
- 17 points and 12 rebounds in win over Kentucky
- Named Guardians Classic Iowa City Regional MVP
- Team-highs of 16 points and eight rebounds vs. Colgate
- Team-highs of 16 points and seven rebounds in win over Maryland-Eastern Shore
- One of 12 members of USA's 2005 World University Games team that won gold medal with perfect 8-0 record



Brunner, Game-by-Game

Opp.	S	FG	3-PT	FT	O-D-RE	PF	TP	A	T	B	S	M
MD-E. Shore	Y	6-11	0-1	4-5	1-6-7	0	16	2	2	1	1	25
Colgate	Y	6-10	1-2	3-4	5-3-8	3	16	2	2	1	1	32
Kentucky	Y	6-12	1-2	4-7	4-8-12	4	17	2	4	1	1	33
Texas	Y	2-10	0-1	2-5	4-4-8	3	6	1	2	0	0	29
TX-San Ant.	Y	3-5	0-0	8-10	2-4-6	3	14	3	2	0	1	25
NC State	Y	4-14	1-2	0-0	3-3-6	3	9	3	2	0	2	30
Fairfield	Y	8-8	0-0	7-8	1-10-11	1	23	2	2	2	0	32
Valpo	Y	3-11	1-2	2-2	3-10-13	1	9	1	6	0	0	33
at No. Iowa	Y	10-22	3-5	3-4	3-7-10	2	26	2	1	0	0	39
at IA State	Y	2-8	0-0	7-8	3-9-12	4	11	1	2	0	2	32
AZ State												
Drake												
Rob. Morris												
at St. Louis												
at Wisconsin												
Illinois												
at Penn State												
Minnesota												
at Mich. St.												
Indiana												
Ohio State												
at Purdue												
Michigan												
at N'western												
at Indiana												
Mich. St.												
at Minn.												
at Illinois												
Penn State												
Wisconsin												

Career Bests

- Points:** 28 vs. Northwestern, 1/26/05
- Rebounds:** 14, twice, last at Penn State, 2/26/05
- FGM:** 12 at Wisconsin, 2/9/05
- FGA:** 22 at Northern Iowa, 12/06/05
- FTM:** 9 at Michigan, 3/5/05
- FTA:** 15 at Michigan, 3/5/05
- Assists:** 5, twice, last vs. W. Carolina, 12/18/04
- Steals:** 3, four times, last at Minnesota, 2/23/05
- Blocks:** 4 vs. Michigan, 3/12/04
- Minutes:** 45 at Indiana, 2/7/04

Career Statistics

YEAR	G/GS	FG-A	PCT	3-PT	PCT	FTA	PCT	O-D-RB	AVG	PF-DI	AS	TO	BK	ST	PTS	AVG
Fresh.	31/23	91-173	.526	7-32	.219	45-77	.584	55-107-162	5.2	78-2	46	52	20	23	234	7.5
Soph.	29/26	123-224	.549	6-17	.353	64-115	.557	80-159-239	8.2	81-3	44	54	32	20	316	10.9
Jun.	33/32	175-342	.512	17-48	.354	118-171	.690	90-185-275	8.3	100-5	62	80	32	38	485	14.7
Sen.	10/10	50-111	.450	7-15	.467	40-53	.755	29-64-93	9.3	24-0	19	25	5	8	147	14.7
Career	103/91	439-850	.516	37-112	.330	267-416	.642	254-515-769	7.5	283-10	171	211	89	89	1,182	11.5

11 - - Tony Freeman, G, 6-1, 185, Fr., Maywood, IL (St. Joseph's HS)

- Eight points and three steals in first career start at Iowa State
- Eight points and three rebounds at Northern Iowa
- Five points in win over Valparaiso
- Career-high eight points in win over Fairfield
- Four assists and three rebounds in win over Texas-San Antonio
- Three assists vs. Texas
- Five points and two rebounds in win over Kentucky
- Seven points, five rebounds, six assists and three steals in win over Maryland-Eastern Shore
- Ranks second in career scoring at St. Joseph's with 1,706 points, trailing only Isaiah Thomas
- Earned second team all-state honors as a senior after leading team to a 28-2 overall record
- Averaged 14.7 points, six assists and 4.6 rebounds as a senior, leading the team in scoring, assists and steals



Freeman, Game-by-Game

Opp.	S	FG	3-PT	FT	O-D-RE	PF	TP	A	T	B	S	M
MD-E. Shore	N	3-8	1-3	0-1	2-3-5	0	7	6	1	0	3	22
Colgate	N	0-2	0-1	0-0	0-1-1	1	0	1	0	0	0	16
Kentucky	N	2-4	1-2	0-0	0-2-2	2	5	1	1	0	1	16
Texas	N	0-3	0-3	0-0	0-1-1	2-0	0	3	0	0	0	14
TX-San Ant.	N	0-2	0-1	1-2	3-0-3	1	1	4	2	0	0	22
NC State	N	0-3	0-1	0-0	1-1-2	1	0	0	2	0	0	11
Fairfield	N	3-5	2-4	0-0	0-1-1	2	8	2	4	0	0	22
Valpo	N	2-5	1-2	0-0	0-0-0	1	5	0	2	0	0	14
at No. Iowa	N	3-6	2-5	0-0	0-3-3	2	8	1	1	0	0	26
at IA State	Y	3-8	2-6	0-0	0-1-1	5	8	2	5	0	3	30
AZ State												
Drake												
Rob. Morris												
at St. Louis												
at Wisconsin												
Illinois												
at Penn State												
Minnesota												
at Mich. St.												
Indiana												
Ohio State												
at Purdue												
Michigan												
at N'western												
at Indiana												
Mich. St.												
at Minn.												
at Illinois												
Penn State												
Wisconsin												

Career Bests


- Points:** 8, three times, last at Iowa State, 12/9/05
- Rebounds:** 5 vs. Maryland-Eastern Shore, 11/14/05
- FGM:** 3, four times, last at Iowa State, 12/9/05
- FGA:** 8, twice, last at Iowa State, 12/9/05
- FTM:** 2 vs. Fairfield, 12/2/05
- FTA:** 4 vs. Fairfield, 12/2/05
- Assists:** 6 vs. Maryland-Eastern Shore, 11/14/05
- Steals:** 3, twice, last at Iowa State, 12/9/05
- Blocks:**
- Minutes:** 30 at Iowa State, 12/9/05

Career Statistics

YEAR	G/GS	FG-A	PCT	3-PT	PCT	FTA	PCT	O-D-RB	AVG	PF-DI	AS	TO	BK	ST	PTS	AVG
Fresh.	10/1	16-46	.348	9-28	.321	1-3	.333	6-13-19	1.9	17-1	20	18	0	7	42	4.2

***53 - - Seth Gorney, C, 7-0, 245, So., Vandalia, OH (Butler HS)**

- Four points in win over Texas-San Antonio
- 10 points (5-5 FGs) and five rebounds in win over Maryland-Eastern Shore
- Seven points and five rebounds in exhibition win vs. Brock University
- Saw action in 21 games in 2005, with no starts



Gorney, Game-by-Game

Opp.	S	FG	3-PT	FT	O-D-RE	PF	TP	A	T	B	S	M
MD-E. Shore	N	5-5	0-0	0-0	1-4-5	1	10	0	0	1	0	11
Colgate	N	2-3	0-0	0-0	1-0-1	0	4	0	0	0	0	5
Kentucky	N	0-1	0-0	0-0	0-0-0	1	0	0	0	0	0	3
Texas					DNP							
TX-San Ant.	N	2-2	0-0	0-0	0-1-1	0	4	0	0	0	1	9
NC State	N	0-0	0-0	0-0	0-2-2	0	0	0	1	0	0	3
Fairfield					DNP							
Valpo					DNP							
at No. Iowa					DNP							
at IA State	N	0-0	0-0	0-0	0-1-1	1	0	0	0	0	0	2
AZ State												
Drake												
Rob. Morris												
at St. Louis												
at Wisconsin												
Illinois												
at Penn State												
Minnesota												
at Mich. St.												
Indiana												
Ohio State												
at Purdue												
Michigan												
at N'western												
at Indiana												
Mich. St.												
at Minn.												
at Illinois												
Penn State												
Wisconsin												

Career Bests

Points: 10 vs. Maryland-Eastern Shore, 11/14/05
Rebounds: 5 twice, last vs. Maryland-Eastern Shore, 11/14/05
FGM: 5 vs. Maryland-Eastern Shore, 11/14/05
FGA: 5 vs. Maryland-Eastern Shore, 11/14/05
FTM: 1 vs. Centenary, 12/3/04
FTA: 2 vs. Centenary, 12/3/04
Assists: 1, three times, last at Michigan, 3/5/05
Steals: 1, six times, last vs. Texas-San Antonio, 11/26/05
Blocks: 1 twice, last vs. Maryland-Eastern Shore, 11/14/05
Minutes: 12 at Penn State, 2/26/05

Career Statistics

YEAR	G/GS	FG-A	PCT	3-PT	PCT	FTA	PCT	O-D-RB	AVG	PF-DI	AS	TO	BK	ST	PTS	AVG
Fresh.	21/0	5-7	.714	0-0	.000	4-7	.571	8-14-22	1.0	15-0	3	5	1	5	14	0.7
Soph.	6/0	9-11	.818	0-0	.000	0-0	.000	2-8-10	1.7	3-0	0	1	1	1	18	3.0
Career	27/0	14-18	.778	0-0	.000	4-7	.571	10-22-32	1.2	18-0	3	6	2	6	32	1.2

**1 - - Adam Haluska, G, 6-5, 210, Jr., Carroll, IA (Carroll HS)*

- Named to all-tournament team in Hawkeye Challenge
- Team-high 16 points, four rebounds and four assists at Iowa State
- 14 points and six rebounds in win over Valparaiso
- 11 points, five rebounds and four assists in win over Fairfield
- Team-high 18 points and six rebounds in win over NC State
- Team-high 15 points and seven rebounds in win over Texas-San Antonio
- Named to all-tournament team in Guardians Classic
- Team-high 23 points and seven rebounds vs. Texas
- Nine points and four rebounds in win over Kentucky
- 14 points, three rebounds and four assist in win over Colgate
- 12 points, four rebounds, four assists and three steals in win over Maryland-Eastern Shore



Haluska, Game-by-Game

Opp.	S	FG	3-PT	FT	O-D-RE	PF	TP	A	T	B	S	M
MD-E. Shore	Y	3-9	2-5	4-4	1-3-4	1	12	4	1	0	3	26
Colgate	Y	5-12	2-7	2-3	0-3-3	1	14	4	2	0	2	33
Kentucky	Y	2-9	1-5	4-5	1-3-4	1	9	2	0	0	0	34
Texas	Y	9-23	4-12	1-2	2-5-7	3	23	1	1	0	0	39
TX-San Ant.	Y	6-10	1-2	2-3	0-7-7	1	15	1	1	0	1	27
NC State	Y	7-17	0-4	4-5	2-4-6	2	18	1	2	0	3	32
Fairfield	Y	4-9	1-5	2-2	0-5-5	0	11	4	3	0	0	31
Valpo	Y	5-11	2-3	2-2	2-4-6	0	14	0	1	0	1	36
at No. Iowa	Y	1-7	1-4	0-0	0-2-2	2	3	3	3	1	3	42
at IA State	Y	4-13	0-4	8-10	1-3-4	1	16	4	3	0	1	38
AZ State												
Drake												
Rob. Morris												
at St. Louis												
at Wisconsin												
Illinois												
at Penn State												
Minnesota												
at Mich. St.												
Indiana												
Ohio State												
at Purdue												
Michigan												
at N'western												
at Indiana												
Mich. St.												
at Minn.												
at Illinois												
Penn State												
Wisconsin												

Career Bests

Points: 24 vs. Michigan State, 2/5/05
Rebounds: 11 vs. Arkansas-Pine Bluff, 12/8/02
FGM: 10 at Penn State, 2/26/05
FGA: 23 vs. Texas, 11/22/05
FTM: 11 vs. North Carolina, 11/24/04
FTA: 13 vs. North Carolina, 11/24/04
Assists: 5, twice, last vs. Purdue, 3/10/05
Steals: 4 vs. Northwestern, 2/15/05
Blocks: 2, three times, last at Minnesota, 2/23/05
Minutes: 42 at Northern Iowa, 12/6/05

Career Statistics

YEAR	G/GS	FG-A	PCT	3-PT	PCT	FTA	PCT	O-D-RB	AVG	PF-DI	AS	TO	BK	ST	PTS	AVG
Fresh.	31/31	103-259	.398	40-119	.336	38-50	.760	21-91-112	3.6	83-2	30	39	13	23	284	9.2
Soph.	33/33	152-318	.478	58-149	.389	105-130	.808	25-106-131	4.0	75-3	52	46	9	35	467	14.2
Jun.	10/10	46-120	.383	14-51	.275	29-36	.806	9-39-48	4.8	12-0	24	17	1	14	135	13.5
Career	74/74	301-697	.432	112-319	.351	172-216	.796	55-236-291	3.9	170-5	106	102	23	72	886	12.0

****34 - - Ereik Hansen, C, 6-11, 220, Sr., Bedford, TX (Kirkwood, IA CC)**

- Ranks fourth in career blocked shots with 154
- Matched career-high with 14 points at Iowa State, along with seven rebounds and four blocks
- Eight points and four blocked shots at Northern Iowa
- Six points, five rebounds and three blocks in win over Valparaiso
- Eight points, six rebounds and matched a career-high with seven blocks in win over Fairfield
- Team-high eight rebounds and three blocks in win over NC State
- Eight points and four rebounds in win over Texas-San Antonio
- Five points and five rebounds vs. Texas
- Six points, three rebounds and five blocks in win over Kentucky
- 11 points and game-high eight rebounds in win over Colgate
- Five points, two rebounds and two blocks in win over MD-Eastern Shore
- 83 blocked shots in 2005 ranks fourth best for a single season
- Led Big Ten in blocked shots (2.6) for all games and ranked third in conference games only (1.9)



Hansen, Game-by-Game

Opp.	S	FG	3-PT	FT	O-D-RE	PF	TP	A	T	B	S	M
MD-E. Shore	Y	2-3	0-0	1-2	0-2-2	3	5	0	2	2	1	13
Colgate	Y	4-5	0-0	3-3	2-6-8	2	11	1	1	1	0	20
Kentucky	Y	3-5	0-0	0-0	2-1-3	3	6	0	2	5	0	15
Texas	Y	2-4	0-0	1-2	2-3-5	4	5	1	3	1	1	23
TX-San Ant.	Y	3-9	0-0	2-3	4-0-4	1	8	1	1	1	1	20
NC State	Y	1-2	0-0	0-0	3-5-8	4	2	0	1	3	2	23
Fairfield	Y	3-4	0-0	2-2	1-5-6	2	8	1	1	7	1	22
Valpo	Y	3-7	0-0	0-0	2-3-5	4	6	0	0	3	0	25
at No. Iowa	Y	4-8	0-0	0-0	0-1-1	2	8	0	2	4	0	21
at IA State	Y	6-7	0-0	2-5	4-3-7	2	14	0	1	4	0	22
AZ State												
Drake												
Rob. Morris												
at St. Louis												
at Wisconsin												
Illinois												
at Penn State												
Minnesota												
at Mich. St.												
Indiana												
Ohio State												
at Purdue												
Michigan												
at N'western												
at Indiana												
Mich. St.												
at Minn.												
at Illinois												
Penn State												
Wisconsin												

Career Bests

- Points:** 14 vs. No. Iowa, 12/7/04; at IA State, 12/9/05
Rebounds: 8, twice, last vs. North Carolina State, 11/30/05
FGM: 6 vs. No. Iowa, 12/7/04; at IA State, 12/9/05
FGA: 10, twice, last vs. W. Carolina, 12/18/04
FTM: 4, twice, last vs. Michigan State, 2/5/05
FTA: 5 at Iowa State, 12/9/05
Assists: 2, six times, last vs. Wisconsin, 2/9/05
Steals: 2 vs. Michigan State, 2/5/05
Blocks: 7, three times, last vs. Fairfield, 12/2/05
Minutes: 30 vs. Northern Iowa, 12/7/04

Career Statistics

YEAR	G/GS	FG-A	PCT	3-PT	PCT	FTA	PCT	O-D-RB	AVG	PF-DI	AS	TO	BK	ST	PTS	AVG
Soph.	22/0	22-53	.415	0-0	.000	2-8	.250	18-28-46	2.1	43-1	7	16	40	2	46	2.1
Jun.	32/28	56-127	.441	3-6	.500	39-54	.722	40-45-85	2.7	107-6	18	36	83	14	154	4.8
Sen.	10/10	31-54	.574	0-0	.000	11-17	.647	20-29-49	4.9	27-0	4	14	31	6	73	7.3
Career	64/39	109-234	.466	3-6	.500	52-79	.658	78-102-180	2.8	177-7	29	66	154	22	273	4.3

****35 - - Mike Henderson, G, 6-2, 190, Jr., Waterloo, IA (East HS)**

- Five points and five rebounds at Iowa State
- 15 points, six rebounds and matched career high with five assists in win over Valparaiso
- Eight points and three rebounds in win over Fairfield
- Two points and three rebounds in win over North Carolina State
- Matched career-high with seven rebounds vs. Texas
- 15 points, seven rebounds and four steals in win over Kentucky
- Nine points and four rebounds in win over Colgate
- 10 points, four rebounds and three assists in win over Maryland-Eastern Shore



Henderson, Game-by-Game

Opp.	S	FG	3-PT	FT	O-D-RE	PF	TP	A	T	B	S	M
MD-E. Shore	Y	2-6	0-0	6-7	2-2-4	1	10	3	1	0	2	22
Colgate	Y	4-7	1-1	0-1	2-2-4	1	9	1	2	0	2	25
Kentucky	Y	4-9	0-0	7-9	2-5-7	2	15	0	1	0	4	31
Texas	Y	0-2	0-0	2-2	4-3-7	1	2	0	3	0	1	27
TX-San Ant.	Y	1-2	0-0	2-2	1-0-1	0	4	1	2	0	1	16
NC State	Y	0-2	0-0	2-2	1-2-3	0	2	0	4	0	2	30
Fairfield	Y	3-5	0-0	2-4	1-2-3	1	8	0	3	1	0	23
Valpo	Y	5-6	1-2	4-5	2-4-6	3	15	5	1	0	0	26
at No. Iowa	Y	1-3	0-2	2-2	1-2-3	3	4	2	1	0	1	17
at IA State	Y	1-6	0-2	3-4	0-5-5	1	5	0	5	1	1	31
AZ State												
Drake												
Rob. Morris												
at St. Louis												
at Wisconsin												
Illinois												
at Penn State												
Minnesota												
at Mich. St.												
Indiana												
Ohio State												
at Purdue												
Michigan												
at N'western												
at Indiana												
Mich. St.												
at Minn.												
at Illinois												
Penn State												
Wisconsin												

Career Bests

- Points:** 17 vs. Michigan State, 3/11/05
Rebounds: 7 vs. Kentucky, 11/22/05; vs Texas, 11/23/05
FGM: 4, four times, last vs. Kentucky, 11/21/05
FGA: 10 vs. Northwestern, 2/12/05
FTM: 7 vs. Kentucky, 11/21/05
FTA: 9 vs. Kentucky, 11/21/05
Assists: 5, twice, last vs. Valparaiso, 12/3/05
Steals: 5 at Michigan, 3/5/05
Blocks: 1, twice, last vs. Fairfield, 12/2/05
Minutes: 37 vs. Michigan State, 3/11/05

Career Statistics

YEAR	G/GS	FG-A	PCT	3-PT	PCT	FTA	PCT	O-D-RB	AVG	PF-DI	AS	TO	BK	ST	PTS	AVG
Fresh.	10/0	11-29	.379	0-1	.000	10-19	.526	4-14-18	1.8	11-0	13	8	0	6	32	3.2
Soph.	33/14	59-144	.410	5-16	.313	40-61	.656	17-53-70	2.1	55-1	39	59	3	26	163	4.9
Jun.	10/10	21-48	.438	2-7	.286	30-38	.789	15-27-42	4.2	11-0	12	24	2	13	74	7.4
Career	53/24	91-221	.412	7-24	.292	80-118	.678	36-94-130	2.5	77-1	64	91	5	45	269	5.1

*****2 - - Jeff Horner, G, 6-3, 185, Sr., Mason City, IA (Mason City HS)**

- Did not play at Iowa State, missing first game of his career
- Out of action indefinitely due to injury vs. Northern Iowa
- One of 50 players named as pre-season candidate for the Naismith Trophy
- Named to pre-season Watch List for the John R. Wooden all-America team and Player of the Year award
- Career totals include 1,203 points, 473 rebounds and 501 assists
- Named Hawkeye Challenge MVP
- 10 points at Northern Iowa
- Team-high 19 points, three rebounds and six assists in win over Valparaiso
- 12 points, eight rebounds, 10 assists and two steals in win over Fairfield
- 11 points, four rebounds and six assists in win over NC State
- 13 points and four assists in win over Texas-San Antonio
- Nine points and seven assists vs. Texas
- Five points and eight assists in win over Kentucky
- 13 points, six rebounds and eight assists in win over Colgate
- 16 points, two rebounds, seven assists and three steals in win over Maryland-Eastern Shore
- One of 14 players to participate in tryouts for 2005 World University Games



Horner, Game-by-Game

Opp.	S	FG	3-PT	FT	O-D-RE	PF	TP	A	T	B	S	M
MD-E. Shore	Y	7-11	2-4	0-0	1-1-2	1	16	7	3	1	3	28
Colgate	Y	4-12	3-7	2-2	3-3-6	1	13	8	5	0	2	33
Kentucky	Y	1-10	1-6	2-2	0-1-1	2	5	8	2	0	0	36
Texas	Y	2-12	1-8	4-4	1-2-3	4	9	7	0	0	0	28
TX-San Ant.	Y	4-10	1-4	4-4	2-1-3	2	13	4	1	1	1	26
NC State	Y	4-11	1-4	2-2	0-4-4	1	11	6	5	0	2	38
Fairfield	Y	3-10	2-7	4-4	2-6-8	1	12	10	2	1	2	34
Valpo	Y	4-13	2-7	9-12	1-2-3	2	19	6	2	0	2	39
at No. Iowa	Y	3-5	2-4	2-2	0-3-3	0	10	2	2	0	2	35
at IA State												INJ
AZ State												
Drake												
Rob. Morris												
at St. Louis												
at Wisconsin												
Illinois												
at Penn State												
Minnesota												
at Mich. St.												
Indiana												
Ohio State												
at Purdue												
Michigan												
at N'western												
at Indiana												
Mich. St.												
at Minn.												
at Illinois												
Penn State												
Wisconsin												

Career Best

Points:	27 vs. Texas, 11/23/04
Rebounds:	11 vs. Illinois, 1/15/03
FGM:	9 vs. Ohio State, 3/2/05
FGA:	19 at Wisconsin, 2/9/05
FTM:	10 at Minnesota, 1/13/04
FTA:	11 twice, last at Minnesota, 1/13/04
Assists:	11 vs. UNC Greensboro, 12/4/04
Steals:	7 vs. Western Illinois, 11/19/04
Blocks:	2 vs. Michigan State, 3/11/05
Minutes:	49 at Indiana, 2/7/04

Career Statistics

YEAR	G/GS	FG-A	PCT	3-PT	PCT	FTA	PCT	O-D-RB	AVG	PF-DI	AS	TO	BK	ST	PTS	AVG
Fresh.	31/31	79-238	.332	41-148	.277	56-73	.767	22-115-137	4.4	64-0	140	77	5	40	255	8.2
Soph.	29/29	107-243	.440	65-153	.425	98-114	.860	16-139-155	5.3	58-1	123	75	3	38	377	13.0
Jun.	33/32	146-359	.407	86-211	.408	85-108	.787	23-125-148	4.5	59-0	180	84	6	47	463	14.0
Sen.	9/9	32-94	.340	15-51	.294	29-32	.906	10-23-33	3.7	14-0	58	22	3	13	108	12.0
Career	102/101	364-934	.390	207-563	.368	268-327	.820	71-402-473	4.6	195-1	501	258	17	139	1,203	11.8

20 - - Ryan Kennedy, F, 6-7, 210, Jr., Des Moines, IA (Roosevelt HS)

- Joined team as a walk-on in 2005 but did not see any game action
- One rebound in first career action vs. Maryland-Eastern Shore
- Earned honorable mention all-conference recognition as a senior
- Team captain and MVP as a senior
- Earned three letters in basketball and also lettered in track and field while competing in the high jump



Career Bests

Points:
Rebounds: 1 vs. Maryland-Eastern Shore, 11/04/05
FGM:
FGA:
FTM:
FTA:
Assists:
Steals:
Blocks:
Minutes: 2 vs. Maryland-Eastern Shore, 11/14/05

Kennedy, Game-by-Game

Opp.	S	FG	3-PT	FT	O-D-RE	PF	TP	A	T	B	S	M
MD-E. Shore N		0-0	0-0	0-0	0-1-0	0	0	0	1	0	0	0
Colgate					DNP							
Kentucky					DNP							
Texas					DNP							
TX-San Ant.					DNP							
NC State					DNP							
Fairfield					DNP							
Valpo					DNP							
at No. Iowa					DNP							
at IA State					DNP							
AZ State												
Drake												
Rob. Morris												
at St. Louis												
at Wisconsin												
Illinois												
at Penn State												
Minnesota												
at Mich. St.												
Indiana												
Ohio State												
at Purdue												
Michigan												
at N'western												
at Indiana												
Mich. St.												
at Minn.												
at Illinois												
Penn State												
Wisconsin												

Career Statistics

YEAR	G/GS	FG-A	PCT	3-PT	PCT	FTA	PCT	O-D-RB	AVG	PF-DI	AS	TO	BK	ST	PTS	AVG
Jun.	1/0	0-0	.000	0-0	.000	0-0	.000	0-1-1	1.0	0-0	0	1	0	0	0	0.0

**25 - - Carlton Reed, F, 6-4, 180, So., Waterloo, IA (East HS)*

- Six points, three assists and matched a career-high with three steals in win over Texas-San Antonio
- Scored two points vs. Texas in first action of the season
- Did not play in opening two wins due to injury
- 11 points and two rebounds in exhibition win vs. Brock University
- Played in 32 games in 2005, with one start
- Averaged 2.6 points and 1.1 rebounds, shooting 36.9% from the field and 70% from the free throw line



Reed, Game-by-Game

Opp.	S	FG	3-PT	FT	O-D-RE	PF	TP	A	T	B	S	M
MD-E. Shore					INJ							
Colgate					INJ							
Kentucky					DNP							
Texas	N	1-1	0-0	0-0	0-1-1	2	2	1	0	0	0	0
TX-San Ant.	N	3-7	0-4	0-0	0-0-0	0	6	3	0	0	3	17
NC State	N	0-1	0-1	0-0	0-1-1	0	0	0	1	0	0	8
Fairfield	N	0-4	0-2	1-2	0-2-2	0	1	2	2	0	0	11
Valpo	N	0-0	0-0	0-0	0-0-0	0	0	0	1	0	0	4
at No. Iowa	N	0-0	0-0	0-0	0-1-1	0	0	0	0	0	0	4
at IA State	N	0-4	0-2	0-2	1-1-2	0	0	0	0	0	0	9
AZ State												
Drake												
Rob. Morris												
at St. Louis												
at Wisconsin												
Illinois												
at Penn State												
Minnesota												
at Mich. St.												
Indiana												
Ohio State												
at Purdue												
Michigan												
at N'western												
at Indiana												
Mich. St.												
at Minn.												
at Illinois												
Penn State												
Wisconsin												

Career Bests

Points:	14 at Drake, 11/30/04
Rebounds:	3, three times, last at Michigan, 3/5/05
FGM:	4 at Drake, 11/30/04
FGA:	6 at Drake, 11/30/04
FTM:	4 at Drake, 11/30/04
FTA:	4 at Drake, 11/30/04
Assists:	5 vs. Purdue, 1/22/05
Steals:	3, twice, last vs. Texas-San Antonio, 11/26/05
Blocks:	1 at Ohio State, 1/8/05
Minutes:	23 at Drake, 11/30/04

Career Statistics (Reed)

YEAR	G/GS	FG-A	PCT	3-PT	PCT	FTA	PCT	O-D-RB	AVG	PF-DI	AS	TO	BK	ST	PTS	AVG
Fresh.	32/1	24-65	.369	13-40	.325	21-30	.700	9-26-35	1.1	18-0	25	23	2	8	82	2.6
Soph.	7/0	4-17	.235	0-9	.000	1-4	.250	1-6-7	1.0	2-0	6	4	0	3	9	1.3
Career	39/1	28-82	.341	13-49	.265	22-34	.647	10-32-42	1.1	20-0	31	27	2	11	91	2.3

***23 - - Doug Thomas, F, 6-8, 245, Sr., Pasadena, CA (Southeastern, IA CC)**

- Four points and three rebounds at Iowa State
- Four rebounds in win over Fairfield
- Three points, five rebounds and two blocks in win over NC State
- Four points and game-high eight rebounds in win over Texas-San Antonio
- 12 points (6-7 FGs) and five rebounds vs. Texas
- Six points, seven rebounds and three blocks in win over Kentucky
- Four points, game-high 10 rebounds and three steals in win over Maryland-Eastern Shore
- Played in 32 games in 2005, with two starts



Thomas, Game-by-Game

Opp.	S	FG	3-PT	FT	O-D-RE	PF	TP	A	T	B	S	M
MD-E. Shore	N	2-2	0-0	0-0	2-8-10	4	4	0	1	2	3	19
Colgate	N	2-3	0-0	0-2	0-5-5	2	4	0	1	0	1	21
Kentucky	N	3-6	0-0	0-0	2-5-7	2	6	1	3	3	0	21
Texas	N	6-7	0-0	0-0	2-3-5	1	12	0	1	1	0	21
TX-San Ant.	N	1-3	0-0	1-5	2-6-8	4	3	0	2	2	1	17
NC State	N	1-4	0-0	1-2	1-4-5	0	3	0	1	2	0	12
Fairfield	N	0-1	0-0	0-0	1-3-4	3	0	0	2	0	0	12
Valpo	N	1-4	0-0	0-0	3-0-3	2	2	0	2	2	1	13
at No. Iowa	N	0-1	0-0	0-0	0-1-1	3	0	0	2	0	0	14
at IA State	N	1-4	0-0	2-4	2-1-3	3	4	0	1	0	1	15
AZ State												
Drake												
Rob. Morris												
at St. Louis												
at Wisconsin												
Illinois												
at Penn State												
Minnesota												
at Mich. St.												
Indiana												
Ohio State												
at Purdue												
Michigan												
at N'western												
at Indiana												
Mich. St.												
at Minn.												
at Illinois												
Penn State												
Wisconsin												

Career Bests

Points: 14, twice, last vs. Purdue, 1/22/05
Rebounds: 11 vs. Michigan State, 3/11/05
FGM: 7 vs. Purdue, 1/22/05
FGA: 13 vs. Purdue, 1/22/05
FTM: 6 vs. Western Illinois, 11/19/04
FTA: 6, twice, last vs. Texas, 11/23/04
Assists: 1, six times, last vs. Purdue, 2/16/05
Steals: 3 vs. Maryland-Eastern Shore, 11/14/05
Blocks: 3 vs. Kentucky, 11/21/05
Minutes: 24 at Michigan, 3/5/05

Career Statistics

YEAR	G/GS	FG-A	PCT	3-PT	PCT	FTA	PCT	O-D-RB	AVG	PF-DI	AS	TO	BK	ST	PTS	AVG
Jun.	32/2	54-102	.529	0-0	.000	38-61	.623	55-98-153	4.8	90-2	10	26	13	16	146	4.6
Sen.	10/0	17-35	.486	0-0	.000	4-13	.308	15-36-51	5.1	24-0	1	16	12	7	38	3.8
Career	42/2	71-137	.518	0-0	.000	42-74	.568	70-134-204	4.9	114-2	11	42	25	23	184	4.4

***5 - - Alex Thompson, F, 6-9, 225, So., Ames, IA (Ames HS)**

- Two points and six rebounds at Iowa State
- Four points, three rebounds and two assists at Northern Iowa
- Four points in win over Fairfield
- Career-high 11 points and six rebounds in win over Texas-San Antonio
- Four points in win over Kentucky
- Six points and five rebounds in win over Maryland-Eastern Shore
- Nine points and eight rebounds in exhibition win vs. Brock University
- 16 points, nine rebounds and three assists in Blowout
- Saw action in 32 games in 2005, with three starts



Thompson, Game-by-Game

Opp.	S	FG	3-PT	FT	O-D-RE	PF	TP	A	T	B	S	M
MD-E. Shore	N	3-9	0-2	0-2	1-4-5	3	6	1	2	1	1	22
Colgate	N	1-3	0-0	0-0	0-0-0	0	2	1	1	2	0	15
Kentucky	N	2-4	1-2	0-0	0-1-1	2	4	0	1	0	0	11
Texas	N	0-3	0-1	0-0	1-1-2	0	0	1	0	0	0	10
TX-San Ant.	N	4-6	1-2	2-2	2-4-6	1	11	0	2	0	1	18
NC State	N	0-3	0-0	0-0	0-1-1	1	0	0	0	0	0	13
Fairfield	N	1-2	0-0	2-2	1-0-1	1	4	0	1	0	0	13
Valpo	N	1-1	0-0	0-0	0-0-0	0	2	1	1	1	1	10
at No. Iowa	N	2-4	0-0	0-2	1-2-3	3	4	2	1	0	1	17
at IA State	N	1-3	0-1	0-0	2-4-6	1	2	0	3	0	0	19
AZ State												
Drake												
Rob. Morris												
at St. Louis												
at Wisconsin												
Illinois												
at Penn State												
Minnesota												
at Mich. St.												
Indiana												
Ohio State												
at Purdue												
Michigan												
at N'western												
at Indiana												
Mich. St.												
at Minn.												
at Illinois												
Penn State												
Wisconsin												

Career Bests

- Points:** 11 vs. Texas-San Antonio, 11/26/05
- Rebounds:** 9 at Minnesota, 2/23/05
- FGM:** 2, six times, last at Northern Iowa, 12/6/05
- FGA:** 5 vs. Western Carolina, 12/18/04
- FTM:** 2 vs. Michigan State, 2/5/05
- FTA:** 3 vs. Western Carolina, 12/18/04
- Assists:** 3 at Northwestern, 1/26/05
- Steals:** 1, nine times, last at Northern Iowa, 12/6/05
- Blocks:** 2, three times, last vs. Colgate, 11/15/05
- Minutes:** 27 vs. Northwestern, 2/12/05

Career Statistics

YEAR	G/GS	FG-A	PCT	3-PT	PCT	FTA	PCT	O-D-RB	AVG	PF-DI	AS	TO	BK	ST	PTS	AVG
Fresh.	32/3	22-54	.407	0-0	.000	7-14	.500	26-38-64	2.0	40-0	18	15	15	5	51	1.6
Soph.	10/0	15-38	.395	1-6	.167	4-8	.500	8-17-25	2.5	12-0	6	12	4	4	353	3.5
Career	42/3	37-92	.402	1-6	.167	11-22	.500	34-55-89	2.1	52-0	24	27	19	9	86	2.0

14 - - Brett Wessels, G, 6-3, 190, Fr., Bettendorf, IA (Bettendorf HS)

- One assist in first action of career in win over Maryland-Eastern Shore
- Two points, two assists and two steals in Blowout
- Earned first team all-state honors as a senior after leading team to Class 4-A state title
- Named to all-tournament team at state tournament
- Named conference Player of the Year as a senior and was first team selection in final two seasons
- Scored 27 points in state championship game victory
- Averaged 16 points, six rebounds, 2.8 steals and 2.3 assists per game as a senior, helping team post 25-1 overall record



Career Bests

Points:
Rebounds:
FGM:
FGA:
FTM:
FTA:
Assists: 1 vs. Maryland-Eastern Shore, 11/14/05
Steals:
Blocks:
Minutes: 4 vs. Maryland-Eastern Shore, 11/14/05

Wessels, Game-by-Game


Opp.	S	FG	3-PT	FT	O-D-RE	PF	TP	A	T	B	S	M
MD-E. Shore N		0-0	0-0	0-0	0-0-0	0	0	1	1	0	0	4
Colgate					DNP							
Kentucky					DNP							
Texas					DNP							
TX-San Ant.					DNP							
NC State					DNP							
Fairfield					DNP							
Valpo					DNP							
at No. Iowa					DNP							
at IA State					DNP							
AZ State												
Drake												
Rob. Morris												
at St. Louis												
at Wisconsin												
Illinois												
at Penn State												
Minnesota												
at Mich. St.												
Indiana												
Ohio State												
at Purdue												
Michigan												
at N'western												
at Indiana												
Mich. St.												
at Minn.												
at Illinois												
Penn State												
Wisconsin												

Career Statistics

YEAR	G/GS	FG-A	PCT	3-PT	PCT	FT-A	PCT	O-D-RB	AVG	PF-DI	AS	TO	BK	ST	PTS	AVG
Fresh.	1/0	0-0	.000	0-0	.000	0-0	.000	0-0-0	0.0	0-0	1	1	0	0	0	0.0

**13 - - Justin Wieck, F, 6-6, 185, Sr., North Liberty, IA (Kirkwood, IA CC)*

- Earned scholarship for senior season after joining the team as a walk-on as a junior
- One assist in opening win over Maryland-Eastern Shore
- Two points in exhibition win over Wartburg
- Two points and two steals in Blowout
- Saw action in nine games in 2005, with no starts



Wieck, Game-by-Game

Opp.	S	FG	3-PT	FT	O-D-RE	PF	TP	A	T	B	S	M
MD-E. Shore	N	0-1	0-1	0-0	0-0-0	0	0	1	1	0	0	6
Colgate					DNP							
Kentucky					DNP							
Texas					DNP							
TX-San Ant.	N	0-1	0-0	0-0	0-0-0	0	0	0	0	0	0	3
NC State					DNP							
Fairfield					DNP							
Valpo					DNP							
at No. Iowa					DNP							
at IA State	N	0-0	0-0	0-0	0-0-0	1	0	0	0	0	0	2
AZ State												
Drake												
Rob. Morris												
at St. Louis												
at Wisconsin												
Illinois												
at Penn State												
Minnesota												
at Mich. St.												
Indiana												
Ohio State												
at Purdue												
Michigan												
at N'western												
at Indiana												
Mich. St.												
at Minn.												
at Illinois												
Penn State												
Wisconsin												

Career Bests

Points:	2 vs. North Carolina, 11/24/04
Rebounds:	1 vs. Western Carolina, 12/18/04
FGM:	
FGA:	1 twice, last vs. Maryland-Eastern Shore, 11/14/05
FTM:	2 vs. North Carolina, 11/24/04
FTA:	2 vs. North Carolina, 11/24/04
Assists:	1 twice, last vs. MD-Eastern Shore, 11/14/05
Steals:	
Blocks:	1 vs. Centenary, 12/3/04
Minutes:	6 vs. Maryland-Eastern Shore, 11/14/05

Career Statistics

YEAR	G/GS	FG-A	PCT	3-PT	PCT	FT-A	PCT	O-D-RB	AVG	PF-DI	AS	TO	BK	ST	PTS	AVG
Jun.	9/0	0-1	.000	0-0	.000	2-2	1.000	0-1-1	0.1	1-0	1	1	1	0	2	0.2
Sen.	3/0	0-2	.000	0-1	.000	0-0	.000	0-0-0	0.0	1-0	1	1	0	0	0	0.0
Career	12/0	0-3	.000	0-1	.000	2-2	1.000	0-1-1	0.1	2-0	2	2	1	0	2	0.2

THE STAT CREW SYSTEM For Basketball
Iowa Hawkeyes Combined Team Statistics (as of Dec 12, 2005)
All games

RECORD:	OVERALL	HOME	AWAY	NEUTRAL
ALL GAMES.....	(7-3)	(6-0)	(0-2)	(1-1)
CONFERENCE.....	(0-0)	(0-0)	(0-0)	(0-0)
NON-CONFERENCE.....	(7-3)	(6-0)	(0-2)	(1-1)

## Player	GP-GS	Min--Avg	---TOTAL---		---3-PTS---		FT-FTA	Pct	---REBOUNDS---				PF	FO	A	TO	Blk	Stl	Pts	Avg
			FG-FGA	Pct	3FG-FGA	Pct			Off	Def	Tot	Avg								
44 Brunner, Greg.....	10-10	310 31.0	50-111	.450	7-15	.467	40-53	.755	29	64	93	9.3	24	0	19	25	5	8	147	14.7
01 Haluska, Adam.....	10-10	338 33.8	46-120	.383	14-51	.275	29-36	.806	9	39	48	4.8	12	0	24	17	1	14	135	13.5
02 Horner, Jeff.....	9-9	297 33.0	32-94	.340	15-51	.294	29-32	.906	10	23	33	3.7	14	0	58	22	3	14	108	12.0
35 Henderson, Mike....	10-10	258 25.8	21-48	.438	2-7	.286	30-38	.789	15	27	42	4.2	11	0	12	24	2	13	74	7.4
34 Hansen, Ere.....	10-10	204 20.4	31-54	.574	0-0	.000	11-17	.647	20	29	49	4.9	27	0	4	14	31	6	73	7.3
11 Freeman, Tony.....	10-1	193 19.3	16-46	.348	9-28	.321	1-3	.333	6	13	19	1.9	17	1	20	18	0	7	42	4.2
23 Thomas, Doug.....	10-0	165 16.5	17-35	.486	0-0	.000	4-13	.308	15	36	51	5.1	24	0	1	16	12	7	38	3.8
05 Thompson, Alex.....	10-0	148 14.8	15-38	.395	1-6	.167	4-8	.500	8	17	25	2.5	12	0	6	12	4	4	35	3.5
53 Gorney, Seth.....	6-0	33 5.5	9-11	.818	0-0	.000	0-0	.000	2	8	10	1.7	3	0	0	1	1	1	18	3.0
25 Reed, Carlton.....	7-0	62 8.9	4-17	.235	0-9	.000	1-4	.250	1	6	7	1.0	2	0	6	4	0	3	9	1.3
13 Wieck, Justin.....	3-0	11 3.7	0-2	.000	0-1	.000	0-0	.000	0	0	0	0.0	1	0	1	1	0	0	0	0.0
14 Wessels, Brett.....	1-0	4 4.0	0-0	.000	0-0	.000	0-0	.000	0	0	0	0.0	0	0	1	1	0	0	0	0.0
20 Kennedy, Ryan.....	1-0	2 2.0	0-0	.000	0-0	.000	0-0	.000	0	1	1	1.0	0	0	0	1	0	0	0	0.0
TEAM.....									10	17	27	2.7	0		2					

Total.....	10	2025	241-576	.418	48-168	.286	149-204	.730	125	280	405	40.5	147	1	152	158	59	77	679	67.9
Opponents.....	10	2025	213-584	.365	57-182	.313	85-136	.625	121	244	365	36.5	180	-	130	177	37	69	568	56.8

TEAM STATISTICS	IOWA	OPP	DATE	OPPONENT	W/L	SCORE	ATTEND
SCORING.....	679	568	%11/14/05	MARYLAND-EASTERN SHORE	W	86-41	8553
Points per game.....	67.9	56.8	%11/15/05	COLGATE	W	73-51	8526
Scoring margin.....	+11.1	-	^11/21/05	vs Kentucky	W	67-63	6091
FIELD GOALS-ATT.....	241-576	213-584	^11/22/05	vs Texas	L	59-68	6357
Field goal pct.....	.418	.365	11/26/05	TEXAS-SAN ANTONIO	W	79-46	9683
3 POINT FG-ATT.....	48-168	57-182	11/30/05	NORTH CAROLINA STATE	W	45-42	13043
3-point FG pct.....	.286	.313	+12/02/05	FAIRFIELD	W	75-59	10002
3-pt FG made per game..	4.8	5.7	+12/03/05	VALPARAISO	W	72-59	9804
FREE THROWS-ATT.....	149-204	85-136	12/06/05	at Northern Iowa	LOT	63-67	13288
Free throw pct.....	.730	.625	12/09/05	at Iowa State	L	60-72	14092
REBOUNDS.....	405	365					
Rebounds per game.....	40.5	36.5	%	- - Guardians Classic, Iowa City, IA			
Rebounding margin.....	+4.0	-	^	- - Guardians Classic, Kansas City, MO			
ASSISTS.....	152	130	+	- - Hawkeye Challenge, Iowa City, IA			
Assists per game.....	15.2	13.0	*	- - Big Ten Conference Game			
TURNOVERS.....	158	177	&	- - Big Ten Conference Tournament, Indianapolis, IN			
Turnovers per game.....	15.8	17.7					
Turnover margin.....	+1.9	-					
Assist/turnover ratio..	1.0	0.7					
STEALS.....	77	69					
Steals per game.....	7.7	6.9					
BLOCKS.....	59	37					
Blocks per game.....	5.9	3.7					
WINNING STREAK.....	0	-					
Home win streak.....	6	-					
ATTENDANCE.....	59611	39828					
Home games-Avg/Game....	6-9935	2-13690					
Neutral site-Avg/Game..	-	2-6224					

SCORE BY PERIODS:	1st	2nd	OT	Total
Iowa Hawkeyes.....	339	333	7	679
Opponents.....	257	300	11	568

Dec. 17, 2005

Game-By-Game Results

Includes 10 Games

Overall: 7-3;

Big Ten: 0-0;

Home: 6-0;

Away: 0-2;

Neutral: 1-1

Date	Opponent	Result	Attend.	Top Scorer	Top Rebounder
% Nov. 14	Maryland-Eastern Shore	W, 86-41	8,553	Brunner/Horner, 16	Doug Thomas, 10
% Nov. 15	Colgate	W, 73-51	8,526	Greg Brunner, 16	Brunner/Hansen, 8
^ Nov. 21	Kentucky	W, 67-63	6,091	Greg Brunner, 17	Greg Brunner, 12
^ Nov. 22	Texas	L, 59-68	6,357	Adam Haluska, 23	Greg Brunner, 8
Nov. 26	Texas-San Antonio	W, 79-46	9,683	Adam Haluska, 15	Doug Thomas, 8
Nov. 30	North Carolina State	W, 45-42	13,043	Adam Haluska, 18	Erek Hansen, 8
+ Dec. 2	Fairfield	W, 75-59	10,002	Greg Brunner, 23	Greg Brunner, 11
+ Dec. 3	Valparaiso	W, 72-59	9,804	Jeff Horner, 19	Greg Brunner, 13
Dec. 6	at Northern Iowa	L, 63-67 (OT)	13,288	Greg Brunner, 26	Greg Brunner, 10
Dec. 9	at Iowa State	L, 60-72	14,092	Adam Haluska, 16	Greg Brunner, 12
Dec. 17	Arizona State				
Dec. 20	Drake				
Dec. 22	Robert Morris				
Dec. 30	at Saint Louis				
* Jan. 5	at Wisconsin				
* Jan. 7	Illinois				
* Jan. 14	at Penn State				
* Jan. 18	Minnesota				
* Jan. 21	at Michigan State				
* Jan. 24	Indiana				
* Jan. 28	Ohio State				
* Feb. 1	at Purdue				
* Feb. 4	Michigan				
* Feb. 8	at Northwestern				
* Feb. 11	at Indiana				
* Feb. 14	Michigan State				
* Feb. 18	at Minnesota				
* Feb. 25	at Illinois				
* Mar. 1	Penn State				
* Mar. 4	Wisconsin				
Mar. 9-13	Big Ten Tournament, Indianapolis, IN				

% - - Guardians Classic, Iowa City, IA

^ - - Guardians Classic, Kansas City, MO

+ - - Hawkeye Challenge, Iowa City, IA

* - - Big Ten Conference Game

Attendance Summary	Games	Totals	Average
Home	6	59,611	9,935
Away	2	27,380	13,690
Neutral	2	12,448	6,224
Totals	10	99,439	9,944

Dec. 17, 2005

Season & Career Bests

Includes 10 Games

Season Bests

Player	Points	Rebounds	Assists	Blocks	Steals
J.R. Angle	Redshirting				
Dan Bohall	Redshirting				
Greg Brunner	26 at No. IA	13 vs. Valparaiso	3 vs. UTSA/NC St.	2 vs. Fairfield	2 vs. NC St./ISU
Tony Freeman	9 vs. UMES	5 vs. UMES	6 vs. UMES		3 vs. UMES/ISU
Seth Gorney	10 vs. UMES	5 vs. UMES			
Adam Haluska	23 vs. Texas	7 vs. Texas/UTSA	4, three times		3, three times
Erek Hansen	14 at IA State	8 vs. Colgate/NC. St.	1, three times	7 vs. Kentucky	2 vs. NC St.
Mike Henderson	15 vs. Kent./Valpo	7 vs. Kentucky/TX	5 vs. Valparaiso	1, at IA State	4 vs. Kentucky
Jeff Horner	20 vs. UMES	8 vs. Fairfield	10 vs. Fairfield	1, three times	3 vs. UMES
Ryan Kennedy		1 vs. UMES			
Kurt Looby	Redshirting				
Carlton Reed	6 vs. UTSA	2 vs. Fairfield/ISU	3 vs. UTSA		
Doug Thomas	12 vs. Texas	10 vs. UMES	1 vs. Kentucky	3 vs. Kentucky	3 vs. UMES
Alex Thompson	11 vs. UTSA	6 vs. UTSA/ISU	2, at No. IA	2 vs. Colgate	1, three times
Brett Wessels			1 vs. UMES		
Justin Wieck			1 vs. UMES		

Career Bests

Player	Points	Rebounds	Assists
J.R. Angle	3 vs. Western IL/N. Carolina, '05	2 at Drake, '05	1 vs. Centenary, '05
Dan Bohall			
Greg Brunner	28 at Northwestern, '05	14 at Indiana, '04/at Penn St., '05	5, three times, last at Penn St., '05
Tony Freeman	9 vs. Maryland-Eastern Shore	5 vs. Maryland-Eastern Shore	2 vs. Maryland-Eastern Shore
Seth Gorney	10 vs. Maryland-Eastern Shore	5 vs. Minnesota, '05	1, three times, last at Michigan, '05
Adam Haluska	24 vs. Michigan St., '05	11 vs. ARK-Pine Bluff, '03	5 vs. Northwestern, '05
Erek Hansen	14 vs. No. Iowa, '05/at IA State	8 vs. Colgate/NC State	2, six times, last at Wisconsin, '05
Mike Henderson	17 vs. Michigan St., '05	7 vs. Kentucky/Texas	5, twice, last vs. Valparaiso
Jeff Horner	27 vs. Texas, '05	11 vs. Illinois, '03	11 vs. Greensboro, '05
Ryan Kennedy		1 vs. Maryland-Eastern Shore	
Carlton Reed	14 at Drake, '05	3, three times, last at Michigan, '05	5 vs. Purdue, '05
Doug Thomas	14 vs. Western IL/Purdue, '05	11 vs. Michigan St., '05	1, 10 times, last vs. Kentucky
Alex Thompson	11 vs. UTSA	9 at Minnesota, '05	3 at Northwestern, '05
Brett Wessels			1 vs. Maryland-Eastern Shore
Justin Wieck	2 vs. N. Carolina, '05	1 vs. Western Carolina, '05	1 vs. Western IL, '05/UMES

NOTE: Career bests occurred in 2005-06 unless otherwise noted.

Dec. 17, 2005

Individual Points/Rebounds

Includes 10 Games

	A N G L E	B O H A L L	B R U N N E R	F R E E T H R O W S	G O A L S	H A L F C O U N T	H A L F C O U N T	K E Y S H O T S	H O U R S	H O U R S	R E B O U N D S	T H R O W S	T H R O W S	W H I T E	W H I T E
% MD-Eastern Shore	R	R	16#7	9-5	10-5	16#4	5#2	0-1	10#4	16#2	DNP	4-10	6-5	0-0	0-0
% Colgate	E	E	16#8	0-1	4-1	14#3	11#8	DNP	9#4	13#6	DNP	4-5	2-0	DNP	DNP
^ Kentucky	D	D	17#12	5-2	0-0	9#4	6#3	DNP	15#7	5#1	DNP	6-7	4-1	DNP	DNP
^ Texas	S	S	6#8	0-1	DNP	23#7	5#5	DNP	2#7	9#3	2-1	12-5	0-2	DNP	DNP
TX-San Antonio	H	H	14#6	1-3	4-1	15#7	8#4	DNP	4#1	13#3	6-0	3-8	11-6	DNP	0-0
N.C. State	I	I	11#6	0-2	0-2	18#6	2#8	DNP	2#3	13#4	0-1	3-5	0-1	DNP	DNP
+ Fairfield	R	R	23#11	8-1	DNP	11#5	8#6	DNP	8#3	12#8	1-2	0-4	4-1	DNP	DNP
+ Valparaiso	T	T	9#13	5-0	DNP	14#6	6#5	DNP	15#6	19#3	0-0	2-3	2-0	DNP	DNP
at No. Iowa			26#10	8-3	DNP	3#2	8#1	DNP	4#2	10#3	0-1	0-1	4-3	DNP	DNP
at Iowa State			11#12	8#1	0-1	16#4	14#7	DNP	5#5	INJ	0-2	4-3	2-6	DNP	0-0
Arizona State															
Drake															
Robert Morris															
at Saint Louis															
* at Wisconsin															
* Illinois															
* at Penn State															
* Minnesota															
* at Mich. State															
* Indiana															
* Ohio State															
* at Purdue															
* Michigan															
* at Northwestern															
* at Indiana															
* Mich. State															
* at Minnesota															
* at Illinois															
* Penn State															
* Wisconsin															
& Big Ten Tournament															

% - - Guardians Classic, Iowa City, IA
 ^ - - Guardians Classic, Kansas City, MO
 + - - Hawkeye Challenge, Iowa City, IA
 * - - Big Ten Conference Game
 & - -Big Ten Conference Tournament, Chicago, IL
 # - - Denotes starting line-up

*Dec. 17, 2005**The Last Time . . .**Includes 10 Games*

The Last Time a Player . . .***Had 30 or more points***

Iowa -- 31, Pierre Pierce, at Ohio State, 1/8/05
Opponent -- 32, Vedran Vukusic, Northwestern, 1/26/05

Made at least 90% of his FGA (10 att.)

Iowa -- .909 (9-10), Luke Recker vs. Purdue, 3/07/02
Opponent -- .900 (9-10), Willie Simms, Wisconsin, 1/11/90

Made 100% of his FTA (10 att.)

Iowa -- 1.000 (11-11), Luke Recker vs. Minnesota, 2/09/02
Opponent -- 1.000 (10-10), Nick Smith, Illinois, 1/17/04

Had 15 or more rebounds

Iowa -- 17, Jared Reiner at Indiana, 3/01/03
Opponent -- 19, Rojon Rando, Kentucky, 11/22/05

Had 10 or more assists

Iowa -- 10, Jeff Horner vs. Fairfield, 12/2/05
Opponent -- 10, Bernard Robinson, Jr., Michigan, 3/12/04

Had 5 or more blocks

Iowa -- 7, Erek Hansen vs. Fairfield, 12/2/05
Opponent -- 6, Cedric Simmons, North Carolina State, 11/30/05

Had 5 or more steals

Iowa -- 5, Mike Henderson at Michigan, 3/5/05
Opponent -- 5, Vedran Vukusic, Northwestern, 2/12/05

The Last Time A Team . . .***Scored 100 or more points***

Iowa -- 107 vs. UNC-Asheville, 11/23/03
Opponent -- 106, North Carolina, 11/24/04

Scored 40 or fewer points

Iowa -- 39 vs. Indiana, 1/10/49
Opponent -- 37, Puerto Rico-Mayaguez, 12/21/97

Won an overtime game

Iowa -- 74-72 (1 OT) at Michigan, 3/5/05
Opponent -- 63-67 (1 OT), at Northern Iowa, 12/6/05

Made at least 60% of its FGA (20 att.)

Iowa -- .675 (27-40) vs. Air Force, 12/28/04
Opponent -- .615 (24-39), Wisconsin, 3/5/99

Made at least 50% of its 3-pt. FGA (8 att.)

Iowa -- .583 (7-12) vs. Indiana, 1/29/05
Opponent -- .500 (9-18), Cincinnati, 3/17/05

Made at least 90% of its FTA (10 att.)

*Iowa -- 1.000 (20-20) vs. Western Illinois, 11/19/04
Opponents -- .909 (10-11), Northern Iowa, 12/10/02

* - - School Record

Dec. 17, 2005

Season Highs & Lows

Includes 10 Games

Individual Highs

Points:	26	Greg Brunner at Northern Iowa
Field Goals:	10 (22 att.)	Greg Brunner at Northern Iowa
Field Goal Attempts:	23 (9 made)	Adam Haluska vs. Texas
Field Goal Percentage (8 att.):	1.000 (8-8)	Greg Brunner vs. Fairfield
3-pt. Field Goals:	4 (12 att.)	Adam Haluska vs. Texas
3-pt. Field Goal Attempts:	12 (4 made)	Adam Haluska vs. Texas
3-pt. Field Goal Percentage (4 att.):	.600 (3-5)	Greg Brunner at Northern Iowa
Free Throws:	9 (12 att.)	Jeff Horner vs. Valparaiso
Free Throw Attempts:	12 (9 made)	Jeff Horner vs. Valparaiso
Free Throw Percentage:	1.000 (4-4)	Jeff Horner vs. Texas/Texas-San Antonio/Fairfield
Rebounds:	13	Greg Brunner Valparaiso
Assists:	10	Jeff Horner vs. Fairfield
Blocked Shots:	7	Erek Hansen vs. Fairfield
Steals:	4	Mike Henderson vs. Kentucky

Team Highs

Iowa
 86 vs. MD-Eastern Shore
 33 (65 att.) vs. MD-Eastern Shore
 65 (22 made) vs. Texas; (33 made) vs. UMES
 .508 (33-65) vs. MD-Eastern Shore
 8 (20 att.) at Northern Iowa
 25 (5 made) vs. Texas
 .438 (7-16) vs. Valparaiso
 22 (31 att.) vs. TX-San Antonio; (33 att.) at ISU
 33 (22 made) at Iowa State
 .833 (20-24) vs. Fairfield
 47 vs. MD-Eastern Shore
 25 vs. MD-Eastern Shore
 11 vs. Fairfield
 17 vs. MD-Eastern Shore
 20 vs. Fairfield & at Iowa State
 20 vs. Texas

Points
Field Goals
FG Attempts
FG Percentage
3-pt. Field Goals
3-pt. FG Attempts
3-pt. FG Percentage
Free Throws
FT Attempts
FT Percentage
Rebounds
Assists
Blocked Shots
Steals
Turnovers
Fouls

Opponent
 72 by Iowa State
 28 (66 att.) by Iowa State
 67 (18 made) by Fairfield
 .446 (25-56) by Northern Iowa
 12 (29 att.) by Fairfield
 29 (12 made) by Fairfield
 .450 (9-20) by Kentucky
 16 (20 att.) by Texas
 21 (14 made) by Kentucky
 .800 (16-20) by Texas
 45 by Kentucky
 16 by Colgate & Northern Iowa
 7 by North Carolina State
 13 by Iowa State
 25 by MD-Eastern Shore
 22 by Texas-San Antonio/Valparaiso

Team Lows

Iowa
 45 vs. North Carolina State
 17 (57att.) vs. North Carolina State
 53 (18 made) at Iowa State
 .298 (17-57) vs. North Carolina State
 2 (12 att.) vs. NC State; (15 att.) at IA State
 12 (2 made) vs. North Carolina State
 .133 (2-15) at Iowa State
 7 (10 att.) at Northern Iowa
 10 (7 made) at Northern Iowa
 .667 (10-15) vs. Colgate/Texas; (22-33) at IA State
 32 at Northern Iowa
 7 at Iowa State
 2 vs. Texas
 2 vs. Texas
 10 vs. Texas
 11 vs. Colgate/Fairfield

Points
Field Goals
FG Attempts
FG Percentage
3-pt. Field Goals
3-pt. FG Attempts
3-pt. FG Percentage
Free Throws
FT Attempts
FT Percentage
Rebounds
Assists
Blocked Shots
Steals
Turnovers
Fouls

Opponent
 41 by MD-Eastern Shore
 16 (59 att.) by MD-Eastern Shore
 50 (21/17 made) by Colgate/NC State
 .269 (18-67) by Fairfield
 1 (9 att.) by MD-Eastern Shore
 9 (1 made) by MD-Eastern Shore
 .111 (1-9) by MD-Eastern Shore
 2 (5 att.) by Texas-San Antonio
 5 (2 made) by Texas-San Antonio
 .400 (2-5) by Texas-San Antonio
 29 by Colgate
 6 by MD-Eastern Shore
 0 by Fairfield
 4 by Northern Iowa
 12 vs. Texas
 10 by Northern Iowa

Dec. 17, 2005

Iowa's Record When . . .

Includes 10 Games

When playing at home:	6-0	When leading at the half:	7-2	When wearing White:	6-1
When playing on the road:	0-2	When trailing at the half:	0-1	When wearing Black:	0-2
When playing on a neutral court:	1-1	When tied at the half:	0-0	When wearing Gold:	1-0
When Iowa scores 100 points or more:	0-0	Iowa field goal percentage at home:	154-342	.450	
When Iowa scores 90-99 points:	0-0	Iowa field goal percentage on road:	87-234	.372	
When Iowa scores 80-89 points:	1-0	Iowa 3-point percentage at home:	33-99	.333	
When Iowa scores 70-79 points:	4-0	Iowa 3-point percentage on road:	19-75	.253	
When Iowa scores under 70 points:	2-3	Iowa free throw percentage at home:	83-113	.735	
		Iowa free throw percentage on road:	56-81	.691	
When opponent scores 100 points or more:	0-0	On Sunday:	0-0		
When opponent scores 90-99 points:	0-0	On Monday:	2-0		
When opponent scores 80-89 points:	0-0	On Tuesday:	1-2		
When opponent scores 70-79 points:	0-1	On Wednesday:	1-0		
When opponent scores 60-69 points:	1-2	On Thursday:	0-0		
When opponent scores fewer than 60 points:	6-0	On Friday:	1-1		
		On Saturday:	2-0		
When Iowa shoots at least 50% from the field:	2-0	On CBS:	0-0		
When Iowa shoots less than 50% from the field:	5-3	On ESPN:	0-0		
When opponent shoots at least 50% from the field:	0-0	On ESPN2:	2-1		
When opponent shoots less than 50% from the field:	7-3	On ESPN Plus:	5-0		
When Iowa has higher FG% than opponent:	6-0	On Opponent Network:	0-2		
When opponent has higher FG%:	1-3	No Television:	0-0		
When FG% is equal:	0-0				
When Iowa outrebounds opponent:	6-2	Most Points, First Half:	44 vs. M-Eastern Shore		
When opponent has more rebounds:	1-1	Fewest Points, First Half:	25 vs. NC State		
When rebounds are equal:	0-0	Most Points Allowed, First Half:	35 at Iowa State		
		Fewest Points Allowed, First Half:	20 vs. M-Eastern Shore		
When Iowa shoots at least 80% from the line:	3-0	Most Points, Second Half:	43 vs. UTSA/Fairfield		
When Iowa shoots less than 80% from the line:	5-3	Fewest Points, Second Half:	20 vs. NC State		
When opponent shoots at least 80% from the line:	0-1	Most Points Allowed, Second Half:	44 vs. Texas		
When opponent shoots less than 80% from the line:	7-2	Fewest Points Allowed, Second Half:	20 vs. NC State		
When Iowa shoots more free throws than opponent:	5-1				
When opponent shoots more free throws:	1-2	Largest Halftime Advantage:	24 vs. M-Eastern Shore		
When free throws attempts are equal:	0-0	Largest Halftime Deficit:	5 at Iowa State		
When Iowa has higher FT% than opponent:	7-1				
When opponent has higher FT%:	0-2				
When FT% is equal:	0-0				
When Iowa shoots at least 50% from three-point range:	0-0				
When Iowa shoots less than 50% from three-point range:	7-3				
When opponent shoots at least 50% from three-point range:	1-0				
When opponent shoots less than 50% from three-point range:	6-3				
When Iowa has a higher three-point FG% than opponent:	3-1				
When opponent has a higher three-point FG%:	3-2				
When three-point FG% is equal:	1-0				
When Iowa has more assists than opponent:	4-1				
When opponent has more assists:	1-2				
When assists are equal:	2-0				
When Iowa has fewer turnovers than opponent:	5-1				
When opponent has fewer turnovers:	2-2				
When turnovers are equal:	0-0				
When Iowa has more steals than opponent:	4-1				
When opponent has more steals:	2-2				
When steals are equal:	1-0				

Dec. 17, 2005

Iowa Under Steve Alford . . .

Includes 10 Games

When playing at home:	75-25	When leading at the half:	87-22	When wearing White:	56-19
When playing on the road:	22-47	When trailing at the half:	29-59	When wearing Black:	26-47
When playing on a neutral court:	20-14	When tied at the half:	1-5	When wearing Gold:	35-20
When Iowa scores 100 points or more:	2-0	Iowa field goal percentage at home:	2,393-5,542	.432	
When Iowa scores 90-99 points:	5-2	Iowa field goal percentage on road:	2,371-5,504	.431	
When Iowa scores 80-89 points:	30-5	Iowa 3-point percentage at home:	521-1,608	.324	
When Iowa scores 70-79 points:	48-18	Iowa 3-point percentage on road:	579-1,698	.341	
When Iowa scores under 70 points:	32-61	Iowa free throw percentage at home:	1,814-2,603	.697	
		Iowa free throw percentage on road:	1,631-2,355	.693	
When opponent scores 100 points or more:	0-1	On Sunday:	7-3		
When opponent scores 90-99 points:	1-6	On Monday:	4-3		
When opponent scores 80-89 points:	5-20	On Tuesday:	22-12		
When opponent scores 70-79 points:	23-38	On Wednesday:	16-26		
When opponent scores 60-69 points:	45-16	On Thursday:	9-4		
When opponent scores fewer than 60 points:	43-5	On Friday:	15-6		
When Iowa shoots at least 50% from the field:	35-6	On Saturday:	44-32		
When Iowa shoots less than 50% from the field:	82-80	On CBS:	5-6		
When opponent shoots at least 50% from the field:	5-26	On ESPN:	11-19		
When opponent shoots less than 50% from the field:	113-60	On ESPN2:	10-5		
When Iowa has higher FG% than opponent:	95-18	On ESPN Plus:	83-51		
When opponent has higher FG%:	21-66	On Opponent Network:	6-5		
When FG% is equal:	1-2	No Television:	2-0		
When Iowa outrebounds opponent:	80-43	Most Points, First Half:	56 vs. UNC-A, 11/23/03		
When opponent has more rebounds:	31-42	Fewest Points, First Half:	16 at Mich. St., 3/5/03		
When rebounds are equal:	6-1	Most Points Allowed, First Half:	59 by N. Car., 11/24/04		
When Iowa shoots at least 80% from the line:	16-13	Fewest Points Allowed, First Half:	15 by N'western, 3/8/01		
When Iowa shoots less than 80% from the line:	101-73	Most Points, Second Half:	56 vs. W. Car., 12/18/04		
When opponent shoots at least 80% from the line:	19-14	Fewest Points, Second Half:	19, twice (Wisc./Drake)		
When opponent shoots less than 80% from the line:	98-72	Most Points Allowed, Second Half:	56, twice (MSU/KSU)		
When Iowa shoots more free throws than opponent:	98-37	Fewest Points Allowed, Second Half:	19 by Liberty, 12/22/02		
When opponent shoots more free throws:	17-48	Largest Halftime Advantage:	27 at Penn State, 2/26/05		
When free throws attempts are equal:	2-1	Largest Halftime Deficit:	27 vs. UM-ES, 11/13/01		
When Iowa has higher FT% than opponent:	69-32		33 at Mich. St., 3/5/03		
When opponent has higher FT%:	47-53				
When FT% is equal:	1-1				
When Iowa shoots at least 50% from three-point range:	24-5				
When Iowa shoots less than 50% from three-point range:	93-81				
When opponent shoots at least 50% from three-point range:	5-14				
When opponent shoots less than 50% from three-point range:	112-72				
When Iowa has a higher three-point FG% than opponent:	76-20				
When opponent has a higher three-point FG%:	40-64				
When three-point FG% is equal:	1-2				
When Iowa has more assists than opponent:	77-15				
When opponent has more assists:	33-68				
When assists are equal:	7-3				
When Iowa has fewer turnovers than opponent:	67-21				
When opponent has fewer turnovers:	42-58				
When turnovers are equal:	8-7				
When Iowa has more steals than opponent:	63-30				
When opponent has more steals:	46-48				
When steals are equal:	8-8				

2005-06 Iowa Game Summaries

(1) **IOWA 85, MARYLAND-EASTERN SHORE 41**
November 14, 2004, Carver-Hawkeye Arena, Iowa City, IA

Iowa had too much experience and too much depth for a young Maryland-Eastern Shore team as the Hawkeyes opened the season with an 86-41 win over the Hawks. UMES, with three freshmen and a transfer in the starting line-up, never led and trailed 44-20 at half-time. Iowa jumped to a fast start, shooting 45% from the field in the first half while holding UMES to 33.3% shooting.

Iowa improved its shooting touch to 60% in the second half and ended the night shooting 50.8% from the field and 71.4% from the free throw line. The Hawkeyes also held a 47-36 rebounding advantage and forced 25 turnovers while collecting 17 steals.

Five Iowa players scored in double figures, with seniors Greg Brunner and Jeff Horner leading the way with 16 points each. Adam Haluska added 12 points and Mike Henderson and Seth Gorney each scored 10. Doug Thomas led Iowa with 10 rebounds and Brunner had seven. Gorney was 5-5 from the field and added five rebounds.

MARYLAND-EASTERN SHORE - - 41

Name	FG	3-PT	FT	RB	PF	TP	A	TO	BK	S	M
Parham	5-14	0-0	1-2	11	1	11	1	4	0	0	34
McMillion	4-16	0-2	6-6	5	2	14	0	5	0	0	32
Waddell	2-4	0-0	0-0	7	2	4	1	2	1	0	28
Tyson	3-13	0-1	0-1	2	3	6	1	6	0	2	30
Brooks	1-4	0-2	0-1	1	1	2	2	1	0	1	27
Pierce	0-2	0-1	1-4	2	1	1	1	0	0	1	8
Valentine	0-1	0-0	0-0	0	4	0	0	1	0	0	7
Jackson	1-3	1-2	0-0	2	2	3	0	4	0	0	13
Harris	0-2	0-1	0-0	1	1	0	0	0	0	0	5
Warrick	0-0	0-0	0-0	0	0	0	0	0	0	1	2
Cohen	0-0	0-0	0-0	0	0	0	0	0	0	0	7
Leak	0-0	0-0	0-0	0	0	0	0	2	0	0	3
Moore	0-0	0-0	0-0	0	0	0	0	0	0	0	4
Team				5	0						
Totals	16-59	1-9	8-14	36	17	41	6	25	1	5	200
	FG%: .271		3PT%: .111			FT%: .571					

IOWA - - 86

Name	FG	3-PT	FT	RB	PF	TP	A	TO	BK	S	MN
Brunner	6-11	0-1	4-5	7	0	16	2	2	1	1	25
Hansen	2-3	0-0	1-2	2	3	5	0	2	2	1	13
Haluska	3-9	2-5	4-4	4	1	12	4	1	0	3	26
Horner	7-11	2-4	0-0	2	1	16	7	3	1	3	28
Henderson	2-6	0-0	6-7	4	1	10	3	1	0	2	22
Thompson	3-9	0-2	0-2	5	3	6	1	2	1	1	22
Freeman	3-8	1-3	0-1	5	0	7	6	1	0	3	22
Wieck	0-1	0-1	0-0	0	0	0	1	1	0	0	6
Wessels	0-0	0-0	0-0	0	0	0	1	1	0	0	4
Kennedy	0-0	0-0	0-0	1	0	0	0	1	0	0	2
Thomas	2-2	0-0	0-0	10	4	4	0	1	2	3	19
Gorney	5-5	0-0	0-0	5	1	10	0	0	1	0	11
Team				2							
Totals	33-65	5-16	15-21	47	14	86	25	16	8	17	200
	FG%: .508		3PT%: .313			FT%: .714					

Score by Periods: Attendance: 8,553

Maryland-Eastern Shore	20	21	41
Iowa	44	42	86

(2) **IOWA 85, COLGATE 41**
November 15, 2005, Carver-Hawkeye Arena, Iowa City, IA

Iowa used a 24-4 scoring run midway through the second half to regain control in taking a 73-51 win over Colgate in the second round of the Guardians Classic. After leading 42-24 at halftime, Iowa saw the Raiders close to within six points, 49-43 with 13 minutes, before regaining control. Jeff Horner scored on a lay-up and added two free throws to start Iowa's scoring spurt, while Greg Brunner added a lay-up and a pair of free throws to stretch the margin to 57-45 with nine minutes remaining.

The Hawkeyes shot 51.5% from the field in the first half, racing to a 23-6 advantage in the opening nine minutes. Iowa shot 49.1% for the game, compared to 42% for Colgate. Iowa held a 36-29 rebounding advantage and forced 18 turnovers.

Brunner led Iowa with 16 points, while Adam Haluska added 14 and Horner 13. Brunner and Erik Hansen each had eight rebounds, while Horner added eight assists and six rebounds.

COLGATE - - 51

Name	FG	3-PT	FT	RB	PF	TP	A	TO	BK	S	MN
Chones	9-15	0-0	2-4	8	4	20	0	3	0	0	33
Daniels	0-0	0-0	0-0	0	1	0	1	1	1	1	17
Roemer	5-8	2-5	0-0	2	2	12	0	3	0	1	31
Simon	0-3	0-3	0-0	1	1	0	1	0	0	0	8
Reed	4-11	3-7	0-0	0	1	11	4	2	0	1	34
Chones	0-6	0-0	0-1	4	2	0	5	1	0	0	22
Checovich	0-0	0-0	0-0	2	1	0	3	1	0	1	14
Foss	1-3	0-0	0-0	2	0	2	1	1	0	0	10
Gentile	1-3	0-1	0-1	3	2	2	1	4	0	2	22
Minchella	1-1	0-0	2-3	5	2	4	0	2	0	0	9
Team				2							
Totals	21-50	5-16	4-9	29	16	51	16	18	1	6	200
	FG%: .420		FT%: .313			3PT%: .444					

IOWA - - 73

Name	FG	3-PT	FT	RB	PF	TP	A	TO	BK	S	MN
Brunner	6-10	1-2	3-4	8	3	16	2	2	1	1	32
Hansen	4-5	0-0	3-3	8	2	11	1	1	1	0	20
Haluska	5-12	2-7	2-3	3	1	14	4	2	0	2	33
Horner	4-12	3-7	2-2	6	1	13	8	5	0	2	33
Henderson	4-7	1-1	0-1	4	1	9	1	2	0	2	25
Thompson	1-3	0-0	0-0	0	0	2	1	1	2	0	15
Freeman	0-2	0-1	0-0	1	1	0	1	0	0	0	16
Thomas	2-3	0-0	0-2	5	2	4	0	1	0	1	21
Gorney	2-3	0-0	0-0	1	0	4	0	0	0	0	5
Totals	28-57	7-18	10-15	36	11	73	18	14	4	8	200
	FG%: .491		3PT%: .389			FT%: .667					

Score by Periods: Attendance: 8,526

Colgate	24	27	51
Iowa	42	31	73

2005-06 Iowa Game Summaries

(3) IOWA 67, KENTUCKY 63 November 21, 2005, Municipal Auditorium, Kansas City, MO

Iowa converted six of eight free throws in the final 40 seconds to defeat seventh-ranked Kentucky 67-63 in the semi-finals of the Guardians Classic in Kansas City.

Senior forward Greg Brunner converted a three-point play with 3:55 remaining to give Iowa a 59-56 advantage and junior guard Mike Henderson scored from the lane to give Iowa a 61-58 lead with 1:29 to play. After a three-point basket by the Wildcats, junior guard Adam Haluska made one of two free throws to put Iowa on top for good (62-61) with 40 seconds remaining. Henderson came up with a key rebound in the final minute and freshman guard Tony Freeman came up with a steal to help protect Iowa's advantage as Horner, Henderson and Haluska all added free throws in the final seconds.

The game was close throughout, as Iowa shot 43.3% from the field in the opening half in taking a 34-31 halftime advantage. Iowa shot 38.3% for the game, but connected on 17-23 (73.9%) free throws. Iowa also forced 17 Kentucky turnovers and held the Wildcats to 32.8% shooting from the field.

Brunner led Iowa with 17 points and 12 rebounds, while Henderson added 15 points, seven rebounds and four steals.

KENTUCKY - - 63

Name	FG	3-PT	FT	RB	PF	TP	A	TO	BK	S	MN
Sims	8-15	4-6	2-4	7	5	22	0	2	0	0	26
Alleyne	0-0	0-0	0-0	1	0	0	0	0	0	0	5
Rondo	1-9	0-1	3-4	19	2	5	5	5	1	2	33
Sparks	2-5	2-4	1-2	0	2	7	2	3	0	1	24
Crawford	1-6	0-0	0-0	3	3	2	4	0	1	0	11
Moss	2-5	1-3	0-0	3	1	5	1	1	0	1	25
Bradley	2-5	1-3	2-3	2	1	7	1	3	1	0	20
Obrzut	1-1	0-0	0-0	1	2	2	0	1	0	0	10
Perry	3-8	1-3	5-6	3	3	1	0	1	0	1	20
Thomas	0-6	0-0	1-2	3	3	1	0	1	0	1	20
Carter	0-1	0-0	0-0	0	1	0	0	0	0	0	02
Team				3							
Totals	20-61	9-20	14-21	45	21	63	14	17	3	6	200
	FG%: .328	3PT%: .450	FT%: .667								

IOWA - - 67

Name	FG	3-PT	FT	RB	PF	TP	A	TO	BK	S	MN
Brunner	6-12	1-2	4-7	12	4	17	2	4	1	1	33
Hansen	3-5	0-0	0-0	3	3	6	0	2	5	0	15
Haluska	2-9	1-5	4-5	4	1	9	2	0	0	0	34
Horner	1-10	1-6	2-2	1	2	5	8	2	0	0	36
Henderson	4-9	0-0	7-9	7	2	15	0	1	0	4	31
Thompson	2-4	0-0	0-0	1	2	4	0	1	0	0	11
Freeman	2-4	1-2	0-0	2	2	5	1	1	0	1	16
Thomas	3-6	0-0	0-0	7	2	6	1	3	3	0	21
Gorney	0-1	0-0	0-0	0	1	0	0	0	0	0	3
Team				2							
Totals	23-60	4-15	17-23	39	19	67	14	15	9	6	200
	FG%: .383	3PT%: .267	FT%: .739								

Score by Periods:

Kentucky	31	32	63
Iowa	34	33	67

Attendance: 6,091

(4) TEXAS 68, IOWA 59 November 22, 2005, Municipal Auditorium, Kansas City, MO

Iowa led for the majority of the contest, but second-ranked Texas rallied in the final 10 minutes to defeat Iowa 68-59 in the championship game of the Guardians Classic in Kansas City.

Iowa led 31-24 at halftime, controlling the tempo and keeping the Longhorns off balance on offense. Texas used a zone defense in the second half to slow Iowa's offense as Iowa's shooting suffered in the final 20 minutes. Texas rallied for a three-point advantage with just over six minutes to play, but a tip-in basket by Greg Brunner and two free throws by Jeff Horner put the Hawkeyes back on top with 5:29 to play. Texas then scored six straight points over the next two minutes to gain control.

Iowa shot just 33.8% from the field, compared to 41.8% for the Longhorns. Texas made 16-20 free throws, including 14-17 in the final 20 minutes. Iowa won the rebounding battle 41-38 and was guilty of just 10 turnovers while forcing 12 Texas mistakes.

Junior Adam Haluska led Iowa with 23 points, earning a spot on the all-tournament team. Doug Thomas came off the bench to score 12 points by hitting 6-7 field goals. Brunner led Iowa with eight rebounds, while Haluska and Mike Henderson each had seven.

TEXAS - - 68

Name	FG	3-PT	FT	RB	PF	TP	A	TO	BK	S	MN
Tucker	2-10	0-0	4-4	7	4	8	1	2	0	0	34
Buckman	4-7	2-4	4-5	6	3	14	1	1	1	1	22
Aldridge	8-14	0-0	2-3	12	5	18	0	5	3	3	37
Gibson	5-11	3-6	3-3	2	2	16	3	2	0	1	38
Paulino	3-7	1-3	1-2	3	1	8	5	1	2	0	32
Lewis	0-0	0-0	0-0	0	0	0	0	0	0	0	1
Abrams	0-2	0-1	2-3	1	1	2	1	0	0	0	16
Winder	0-1	0-1	0-0	0	0	0	0	0	0	0	2
Atchley	0-2	0-1	0-0	1	1	0	0	1	0	0	3
Williams	1-1	0-0	0-0	5	1	2	0	0	0	0	15
Team				1							
Totals	23-55	6-16	16-20	38	18	68	11	12	6	5	200
	FG%: .418	3PT%: .375	FT%: .800								

IOWA - - 59

Name	FG	3-PT	FT	RB	PF	TP	A	TO	BK	S	MN
Brunner	2-10	0-1	2-5	8	3	6	1	2	0	0	29
Hansen	2-4	0-0	1-2	5	4	5	1	3	1	1	23
Haluska	9-23	4-12	1-2	7	3	23	1	1	0	0	39
Horner	2-12	1-8	4-4	3	4	9	7	0	0	0	28
Henderson	0-2	0-0	2-2	7	1	2	0	3	0	1	27
Thompson	0-3	0-1	0-0	2	0	0	1	0	0	0	10
Freeman	0-3	0-3	0-0	1	2	0	3	0	0	0	14
Thomas	6-7	0-0	0-0	5	1	12	0	1	1	0	21
Reed	1-1	0-0	0-0	1	2	2	1	0	0	0	9
Team				2							
Totals	22-65	5-25	10-15	41	20	59	15	10	2	2	200
	FG%: .338	3PT%: .200	FT%: .667								

Score by Periods:

Texas	24	44	68
Iowa	31	28	59

Attendance: 6,357

2005-06 Iowa Game Summaries

(5) **IOWA 79, TEXAS-SAN ANTONIO 46**
November 26, 2005, Carver-Hawkeye Arena, Iowa City, IA

After a sluggish start, Iowa dominated the final 30 minutes in taking a 79-46 win over Texas-San Antonio in Carver-Hawkeye Arena. Leading by a single point midway through the first half, Iowa used a 15-1 scoring run over the final seven minutes of the half to take a 36-21 lead at intermission. Iowa dominated the second half by a 43-25 margin to put the game away midway through the second period. The Hawkeyes shot 47.4% from the field, held a 42-34 rebounding advantage and made 22-31 (71%) free throws.

The Iowa defense had another strong outing, as UTSA shot just 35.7% from the field and 28.6% from three-point range. The Hawkeyes forced 23 turnovers while collecting 11 steals while no Iowa player saw more than 27 minutes of action.

Junior Adam Haluska led Iowa's balanced scoring attack with 15 points, while Greg Brunner added 14, Jeff Horner 13 and sophomore Alex Thompson a career-high 11. Doug Thomas led Iowa with eight rebounds and Haluska added seven, while Horner and freshman Tony Freeman each had four assists.

TEXAS-SAN ANTONIO - - 46

Name	FG	3-PT	FT	RB	PF	TP	A	TO	BK	S	MN
Rodgers	1-5	0-0	0-0	3	4	2	1	2	0	3	13
Ojougboh	2-6	0-0	1-3	1	1	5	3	3	2	1	29
Owens	7-15	1-2	0-0	5	3	15	1	5	0	0	28
Attaway	0-4	0-2	1-2	4	1	1	5	5	0	2	32
Young	3-5	0-1	0-0	3	4	6	0	1	0	0	18
Byrd	2-5	0-1	0-0	2	1	4	1	4	0	0	25
Reynolds	0-1	0-1	0-0	1	1	0	2	0	0	1	7
Maiden	0-1	0-0	0-0	0	1	0	0	0	0	0	8
Thompson	1-2	0-1	0-0	4	1	2	0	1	0	0	9
Bernard	4-9	3-4	0-0	1	3	11	0	1	1	1	20
Donlon	0-3	0-1	0-0	4	2	0	0	1	0	0	11
Team				6							
Totals	20-56	4-14	2-5	34	22	46	13	23	3	8	200
	FG%: .357	3PT%: .286	FT%: .400								

IOWA - - 79

Name	FG	3-PT	FT	RB	PF	TP	A	TO	BK	S	MN
Brunner	3-5	0-0	8-10	6	3	14	3	2	0	1	25
Hansen	3-9	0-0	2-3	4	1	8	1	1	1	1	20
Haluska	6-10	1-2	2-3	7	1	15	1	1	0	1	27
Horner	4-10	1-4	4-4	3	2	13	4	1	1	1	26
Henderson	1-2	0-0	2-2	1	0	4	1	2	0	1	16
Thompson	4-6	1-2	2-2	6	1	11	0	2	0	1	18
Freeman	0-2	0-1	1-2	3	1	1	4	2	0	0	22
Wieck	0-1	0-0	0-0	0	0	0	0	0	0	0	3
Thomas	1-3	0-0	1-5	8	4	3	0	2	2	1	17
Reed	3-7	0-4	0-0	0	0	6	3	0	0	3	17
Gorney	2-2	0-0	0-0	1	0	4	0	0	0	1	9
Team				3							
Totals	27-57	3-13	22-31	42	13	79	17	13	4	11	200
	FG%: .474	3PT%: .231	FT%: .710								

Score by Periods:

Texas-San Antonio	21	25	46
Iowa	36	43	79

Attendance: 9,683

(6) **IOWA 45, NORTH CAROLINA STATE 42**
November 30, 2005, Carver-Hawkeye Arena, Iowa City, IA

Iowa used a 10-0 scoring run over a six minute period late in the game to defeat 21st-ranked North Carolina State 45-42 in Iowa City as part of the Big Ten/ACC Challenge. Trailing 35-31 with 9:52 to play, Iowa began its scoring run with a jumper by Erek Hansen and tied the game on two free throws by Mike Henderson. Iowa took the lead for good on a basket by Greg Brunner with five minutes to play. Adam Haluska scored two baskets after turnovers to increase the advantage to 41-35 with 3:55 remaining. NC State cut the margin in half on a three-point basket before Brunner added another basket and Jeff Horner scored Iowa's final points on a jumper with 1:17 to play. The Wolfpack cut the margin to 45-42 with 56 seconds left and got the ball back after an Iowa miss with 20 seconds to play. A final three-point attempt by NC State in the last two seconds was off target and Iowa had the hard fought win.

Iowa's defense was outstanding once again, as NC State shot just 34% from the field and 16.7% from three point range. Iowa collected 11 steals while forcing 24 turnovers and blocked five shots.

Haluska led Iowa's scoring with 18 points and Horner added 11. Erek Hansen led the Hawkeyes with eight rebounds and Haluska and Brunner each collected six. Horner added six assists and Haluska had three steals.

NC STATE - - 42

Name	FG	3-PT	FT	RB	PF	TP	A	TO	BK	S	MN
Evtimov	3-12	2-9	0-0	4	2	8	2	0	0	0	35
Brackman	2-7	0-1	1-3	7	3	5	1	4	1	1	30
Simmons	5-8	0-0	3-5	13	2	13	5	4	6	1	36
Grant	2-7	0-1	1-2	3	1	5	3	5	0	0	24
Atsur	2-4	0-2	0-0	1	3	4	0	5	0	1	25
Bennerman	2-7	0-2	0-0	3	1	4	0	1	0	1	29
Bethel	1-5	1-3	0-0	4	3	3	0	3	0	2	21
Team				3				2			
Totals	17-50	3-18	5-10	38	15	42	11	24	7	6	200
	FG%: .340	3PT%: .167	FT%: .500								

IOWA - - 45

Name	FG	3-PT	FT	RB	PF	TP	A	TO	BK	S	MN
Brunner	4-14	1-2	0-0	6	3	9	3	2	0	2	30
Hansen	1-2	0-0	0-0	8	4	2	0	1	3	2	23
Haluska	7-17	0-4	4-5	6	2	18	1	2	0	3	32
Horner	4-11	1-4	2-2	4	1	11	6	5	0	2	38
Henderson	0-2	0-0	2-2	3	0	2	0	4	0	2	30
Thompson	0-3	0-0	0-0	1	1	0	0	0	0	0	13
Freeman	0-3	0-1	0-0	2	1	0	0	2	0	0	11
Thomas	1-4	0-0	1-2	5	0	3	0	1	2	0	12
Reed	0-1	0-1	0-0	1	0	0	0	1	0	0	8
Gorney	0-0	0-0	0-0	2	0	0	0	1	0	0	3
Team				2							
Totals	17-57	2-12	9-11	40	12	45	10	19	5	11	200
	FG%: .298	3PT%: .167	FT%: .818								

Score by Periods:

North Carolina State	22	20	42
Iowa	25	20	45

Attendance: 13,043

2005-06 Iowa Game Summaries

(7) IOWA 75, FAIRFIELD 59 December 2, 2005, Carver-Hawkeye Arena, Iowa City, IA

Greg Brunner recorded his second double-double of the season to lead Iowa's offensive attack in a 75-59 win over Fairfield in the first round of the Hawkeye Challenge. Brunner connected on all eight of his field goal attempts and 7-8 free throws, scoring a season-high 23 points and grabbing 11 rebounds. Jeff Horner joined Brunner in the double-double column, adding 12 points and 10 assists, while also grabbing eight rebounds and leading the team with two steals.

Fairfield stayed in the game by connecting on 12-29 three point attempts and forcing 20 Hawkeye turnovers. Iowa shot 52% from the field in each half and led 32-29 at the break. The Hawkeyes led throughout the final 20 minutes, but a pair of three-pointers allowed Fairfield to cut the Iowa advantage to five points with 3:32 remaining. Iowa then scored the next 12 points over the final three minutes to secure the win.

The Hawkeye defense held Fairfield to 26.9% shooting from the field, as the Stags made just 6-38 (15.8%) of their two-point field goal attempts. Iowa also blocked 11 shots, just one shy of the school record for blocks in a game.

Iowa won the rebounding battle by a 42-35 margin and shot 52.1% from the field and 83.3% from the free throw line. Adam Haluska scored 11 points to join Brunner and Horner in double figures and he added five rebounds. Center Erek Hansen led Iowa's interior defense, matching his career-best with seven blocks while also adding eight points and six rebounds.

FAIRFIELD - - 59

Name	FG	3-PT	FT	RB	PF	TP	A	TO	BK	S	MN
Bell	4-10	3-8	0-0	6	3	11	2	3	0	0	33
Van Schaick	4-11	3-7	6-6	7	1	17	1	2	0	2	34
Carter	0-5	0-1	2-2	3	4	2	1	3	0	2	33
Todd	3-15	0-0	0-0	5	1	6	2	0	0	2	32
Han	4-13	4-9	3-7	5	4	15	7	3	0	2	35
Oglesby	3-10	2-3	0-0	2	2	8	2	0	0	1	21
Allen	0-2	0-0	0-0	0	0	0	0	0	0	0	3
Reedal	0-1	0-1	0-0	0	2	0	0	1	0	0	3
Middleton	0-0	0-0	0-0	1	2	0	0	0	0	0	6
Team				6		1					
Totals	18-67	12-29	11-15	35	19	59	15	13	0	9	200
	FG%: .269	FT%: .414	3PT%: .733								

IOWA - - 75

Name	FG	3-PT	FT	RB	PF	TP	A	TO	BK	S	MN
Brunner	8-8	0-0	7-8	11	1	23	2	2	2	0	32
Hansen	3-4	0-0	2-2	6	2	8	1	1	7	1	22
Haluska	4-9	1-5	2-2	5	0	11	4	3	0	0	31
Horner	3-10	2-7	4-4	8	1	12	10	2	1	2	34
Henderson	3-5	0-0	2-4	3	1	8	0	3	1	0	23
Thompson	1-2	0-0	2-2	1	1	4	0	1	0	0	13
Freeman	3-5	2-4	0-0	1	2	8	2	4	0	0	22
Thomas	0-1	0-0	0-0	4	3	0	0	2	0	0	12
Reed	0-4	0-2	1-2	2	0	1	2	2	0	0	11
Team				1							
Totals	25-48	5-18	20-24	42	11	75	21	20	11	3	200
	FG%: .521	3PT%: .278	FT%: .833								

Score by Periods:

Attendance: 10,001

Fairfield	29	30	59
Iowa	32	43	75

(8) IOWA 72, VALPARAISO 59 December 3, 2005, Carver-Hawkeye Arena, Iowa City, IA

Senior guard Jeff Horner scored a season-high 19 points and handed out six assists in leading Iowa to a 72-59 win over Valparaiso in the Hawkeye Challenge, giving Iowa its fourth straight win. Horner received scoring support from Mike Henderson (15) and Adam Haluska (14), while fellow senior Greg Brunner led Iowa with 13 rebounds.

Iowa led by as many as 11 points in the first half before taking a 34-27 halftime advantage. Valparaiso cut the deficit to three points early in the second half before Henderson scored seven straight points to stretch Iowa's advantage to eight at the 14-minute mark. Two free throws and a lay-up on the break by Horner gave Iowa a 58-47 advantage with 6:47 to play and the Hawkeyes led by 10 or more points the rest of the way.

The Hawkeyes shot 41.4% from the field and 81% from the free throw line, while winning the rebounding battle 43-35 and holding Valpo to 38.5% shooting.

Horner earned tournament MVP honors while Haluska and Brunner were also named to the all-tournament team. Horner had 16 assists in the two games, while Brunner collected 24 rebounds in the tournament.

VALPARAISO - - 59

Name	FG	3-PT	FT	RB	PF	TP	A	TO	BK	S	MN
Howard	3-9	0-0	0-0	4	4	6	1	3	1	1	30
Oppland	11-19	1-5	0-1	7	3	23	0	2	0	1	38
Kone	3-14	1-4	3-6	10	3	10	3	0	3	0	34
Miles	2-8	0-3	0-0	1	3	4	2	2	0	0	17
Loyd	2-5	0-2	0-0	3	4	4	4	4	0	3	20
Igbavboa	0-1	0-0	0-0	0	0	0	0	1	0	0	3
Colclasure	1-2	0-1	2-2	1	1	4	1	0	0	0	15
Berdiel	1-3	1-3	1-2	4	4	4	2	1	0	2	23
Huff	2-3	0-0	0-0	2	0	4	0	0	0	0	20
Team				2							
Totals	25-64	3-18	6-11	34	22	59	13	13	4	7	200
	FG%: .385	FT%: .545	3PT%: .158								

IOWA - - 72

Name	FG	3-PT	FT	RB	PF	TP	A	TO	BK	S	MN
Brunner	3-11	1-2	2-2	13	1	9	1	6	0	0	33
Hansen	3-7	0-0	0-0	5	4	6	0	0	3	0	25
Haluska	5-12	2-4	2-2	6	0	14	0	1	0	1	36
Horner	4-13	2-7	9-12	3	2	19	6	2	0	2	39
Henderson	5-6	1-2	4-5	6	3	15	5	1	0	0	26
Thompson	1-1	0-0	0-0	0	0	2	1	1	1	1	10
Freeman	2-5	1-2	0-0	0	1	5	0	2	0	0	14
Thomas	1-4	0-0	0-0	3	2	2	0	2	2	1	13
Reed	0-0	0-0	0-0	0	0	0	0	1	0	0	4
Team				8		1					
Totals	14-59	7-17	17-21	44	13	72	13	17	6	5	200
	FG%: .414	3PT%: .438	FT%: .810								

Score by Periods:

Attendance: 9,804

Valparaiso	37	32	59
Iowa	34	38	72

2005-06 Iowa Game Summaries

(9) NORTHERN IOWA 67, IOWA 63 (OT)
December 6, 2005, UNI-Dome, Cedar Falls, IA

Northern Iowa outscored the Hawkeyes 11-7 in overtime, taking a 67-63 win at the UNI-Dome. The game was even throughout, especially in the second half. Iowa led by as many as nine points in the opening half and held a 31-24 halftime advantage. Northern Iowa closed the gap early in the second half, but never took the lead until the last few minutes. Iowa's Greg Brunner gave his team a 54-53 lead with 1:56 to play before the Panthers took a 56-54 advantage on a three-point basket. Brunner added two free throws with 41 seconds to play to knot the score at 56 and the teams headed to overtime after UNI missed two potential game-winning shots in the final seconds.

Mike Henderson scored Iowa's first four points in the overtime period, giving the Hawkeyes a 60-59 advantage. After UNI took the lead on another three-point basket, the Hawkeyes were unable to score again until the Panthers had built a 65-60 margin. Brunner added a three-pointer with 14 seconds to play to cut the margin to two, but the Panthers made their final two free throws to secure the win.

Brunner led Iowa with his third double-double of the season, collecting a season-high 26 points and 10 rebounds. Jeff Horner added 10 points before leaving the game late in regulation with an injury. Adam Haluska led Iowa with three assists and three steals, while Erik Hansen added eight points and four blocked shots.

IOWA - - 63

Name	FG	3-PT	FT	RB	PF	TP	A	TO	BK	S	MN
Brunner	10-22	3-5	3-4	10	2	26	2	1	0	0	39
Hansen	4-8	0-0	0-0	1	2	8	0	2	4	0	21
Haluska	1-7	1-4	0-0	2	2	3	3	3	1	3	42
Horner	3-5	2-4	2-2	3	0	10	2	2	0	2	35
Henderson	1-3	0-2	2-2	2	1	4	2	2	0	0	27
Thompson	2-4	0-0	0-2	3	3	4	2	1	0	1	17
Freeman	3-6	2-5	0-0	3	2	8	1	1	0	0	26
Thomas	0-1	0-0	0-0	1	3	0	0	2	0	0	14
Reed	0-0	0-0	0-0	1	0	0	0	0	0	0	4
Team				6							
Totals	24-56	8-20	7-10	32	15	63	12	14	5	6	225
	FG%: .429	3PT%: .400	FT%: .700								

NORTHERN IOWA - - 67

Name	FG	3-PT	FT	RB	PF	TP	A	TO	BK	S	MN
Stout	5-11	1-4	0-0	9	4	11	2	3	4	0	35
Coleman	8-14	0-0	3-4	6	1	19	2	3	1	1	41
Crawford	2-8	1-3	4-4	4	0	9	5	3	0	1	37
Jacobson	6-14	3-8	1-2	7	1	16	3	4	0	0	41
McKowen	2-5	2-5	0-0	5	3	6	3	3	0	2	40
Little	1-2	1-2	1-2	3	1	4	1	1	0	0	21
Josten	0-1	0-0	0-0	0	0	0	0	0	0	0	5
Santos	1-1	0-0	0-0	1	0	2	0	0	0	0	5
Team				1							
Totals	25-56	8-22	9-12	36	10	67	16	17	5	4	225
	FG%: .446	3PT%: .364	FT%: .750								

Score by Periods:

Attendance: 13,288

Iowa	31	25	7	63
Northern Iowa	24	32	11	67

(10) IOWA STATE 72, IOWA 60
December 9, 2005, Hilton Coliseum, Ames, IA

Playing without senior guard Jeff Horner for the first time in 103 games, Iowa was guilty of 20 turnovers in a 72-60 loss at Iowa State. ISU collected 13 steals and scored 12 fast break points to Iowa's two. Iowa played well in the early going, building as much as a six point advantage, 16-10, with 11 minutes left in the half. The Hawkeyes still led by two, 29-27, with 2:50 remaining in the opening period before ISU closed the half with an 8-1 scoring run.

Trailing 35-30 at halftime, Iowa saw the Cyclones take advantage of turnovers and quick shots in building a large lead in the first 10 minutes of the second half. Iowa found its inside game in the late going, but could get no closer than 11 points in the final five minutes.

The Hawkeyes shot just 34% from the field and 13.3% (2-15) from three-point range. Iowa won the rebounding battle, 44-39, but had just seven assists and eight steals.

Adam Haluska led Iowa's scoring attack with 16 points and he also added four rebounds and four assists. Greg Brunner recorded his fourth double-double of the season with 11 points and 12 rebounds. Erik Hansen matched his career scoring high with 14 points, while also collecting seven rebounds and four blocked shots.

IOWA - - 60

Name	FG	3-PT	FT	RB	PF	TP	A	TO	BK	S	MN
Haluska	4-13	0-4	8-10	4	1	16	4	3	0	1	38
Freeman	3-8	2-6	0-0	1	5	8	2	5	0	3	30
Hansen	6-7	0-0	2-5	7	2	14	0	1	4	0	22
Henderson	1-6	0-2	3-4	5	1	5	0	5	1	1	31
Brunner	2-8	0-0	7-8	12	4	11	1	2	0	2	32
Wieck	0-0	0-0	0-0	0	1	0	0	0	0	0	2
Thomas	1-4	0-0	2-4	3	3	4	0	1	0	1	15
Reed	0-4	0-2	0-2	2	0	0	0	0	0	0	9
Thompson	1-3	0-1	0-0	6	1	2	0	3	0	0	19
Gorney	0-0	0-0	0-0	1	1	0	0	0	0	0	2
Team				3							
Totals	18-53	2-15	22-33	44	19	60	7	20	5	8	200
	FG%: .340	3PT%: .133	FT%: .667								

IOWA STATE - - 72

Name	FG	3-PT	FT	RB	PF	TP	A	TO	BK	S	MN
Stinson	8-17	2-5	2-5	5	3	20	5	5	0	4	38
Blalock	4-12	1-3	2-3	4	1	11	8	4	0	1	33
Clark	6-12	3-7	2-2	3	2	17	1	0	1	3	26
Davis	1-5	0-1	3-4	5	2	5	0	3	0	0	24
Hubalek	6-10	0-2	1-1	8	5	13	1	1	3	3	28
Taggart	0-1	0-0	0-0	3	2	0	0	1	0	0	7
Carr	3-9	0-2	0-2	4	3	6	0	1	0	2	22
Neal	0-0	0-0	0-0	0	0	0	0	0	0	0	1
Marsden	0-0	0-0	0-2	6	2	0	0	0	1	0	21
Team				1							
Totals	28-66	6-20	10-19	39	20	72	15	15	5	13	200
	FG%: .424	3PT%: .300	FT%: .526								

Score by Periods:

Attendance: 14,092

Iowa	30	30	60
Iowa State	35	37	72