

January 16, 2008

Purdue at Iowa

Carver-Hawkeye Arena

Iowa Hawkeyes (8-9, 1-3)

							Pts.	Reb.	FG%	FT%
44	Cyrus Tate	F	6-8	240	Jr.	Chicago, IL (Northeast, NE CC)	5.4	3.6	.604	.549
53	Seth Gorney	F	7-0	245	Sr.	Vandalia, OH (Butler)	2.8	4.0	.346	.733
24	Justin Johnson	G	6-6	190	Sr.	Tyler, TX (Tyler, TX CC)	14.4	5.0	.388	.700
11	Tony Freeman	G	6-1	190	Jr.	Maywood, IL (St. Joseph's)	14.6	2.7	.383	.636
32	Jake Kelly	G	6-6	180	Fr.	Carmel, IN (Carmel)	5.9	2.4	.333	.750

Purdue Boilermakers (11-5, 2-1)

25	JaJuan Johnson	F	6-10	210	Fr.	Indianapolis, IN (Franklin Central)	6.8	4.1	.414	.634
3	Chris Kramer	G	6-3	210	So.	Huntington, IN (Huntington North)	8.0	3.7	.488	.591
5	Keaton Grant	G	6-4	207	So.	Kissimmee, FL (Bridgton Academy)	10.6	3.2	.436	.806
20	Marcus Green	G	6-4	229	Jr.	Franklin Park, IL (Leyden)	4.9	3.0	.426	.462
33	E'Twaun Moore	G	6-3	180	Fr.	East Chicago, IN (East Chicago)	9.8	3.9	.386	.714

THE SETTING

Iowa (8-9, 1-3) plays a second straight home game when it hosts Purdue (11-5, 2-1) Wednesday, Jan. 16. Game time is 6:05 p.m. CT in Carver-Hawkeye Arena (15,500).

Iowa stopped a three-game losing streak with a 43-36 home win over sixth-ranked Michigan State Saturday, its first win in three games this season against a ranked opponent.

Purdue improved to 2-1 in conference action Saturday with a 75-68 comeback win over Ohio State in West Lafayette.

ON THE AIR

Radio: Iowa games are broadcast on the Hawkeye Radio Network. Gary Dolphin handles the play-by-play, along with color commentator Bob Hansen. The Hawkeye Radio Network coverage includes a 60-minute pre-game show.

Television: The Big Ten Network will carry the game to a national cable audience. The game can also be viewed on DIRECTV (channel 220) and the DISH Network (channel 439). Tom Hamilton and Rich Zvosec will call the action.

IOWA HISTORY

Iowa has played 2,425 games since beginning basketball in 1902. Overall Iowa's record is 1,446-979 (.596). That includes a 909-312 (.744) record in home games, a 537-667 (.446) record in games away from Iowa City, a 685-668 (.506) mark in Big Ten games and a 315-86 (.786) record in Carver-Hawkeye Arena.

IOWA IN CARVER-HAWKEYE ARENA

Iowa has compiled a 315-86 (.786) record in Carver-Hawkeye Arena since the facility opened in January, 1983. Iowa is 148-69 (.682) in Big Ten games and 167-17 (.908) in non-Big Ten games.

IN THE RANKINGS

Iowa has played a ranked opponent in three of its four Big Ten games to date, while Ohio State last week was also listed among teams receiving votes in both major polls.

Michigan State was ranked sixth in both the Associated Press rankings and the ESPN/USA Today coaches poll. Indiana was No. 11/12 and Wisconsin was No. 24/25.

Indiana's win at Iowa was its eighth straight win, Wisconsin won its sixth straight game when it defeated Iowa and Ohio State won for the eighth straight time when it defeated the Hawkeyes. Iowa's win over Michigan State stopped an 11-game winning streak.

Schedule/Results

Record: 8-9 (1-3)

Nov. 9	Idaho State	W	58-43
Nov. 14	Northern Colorado	W	59-47
* Nov. 18	Florida Gulf Coast	W	62-49
* Nov. 20	MD Eastern Shore	W	65-48
* Nov. 23	Bradley (n)	L	56-67
* Nov. 24	Utah State (n)	L	62-75
Nov. 26	Wake Forest	L	47-56
+ Nov. 30	LA-Monroe (OT)	L	67-72
+ Dec. 1	Eastern Illinois	W	57-45
Dec. 5	at Northern Iowa	W	62-55
Dec. 8	at Iowa State	L	47-56
Dec. 14	Drake	L	51-56
Dec. 29	SE Louisiana	W	57-50
Jan. 2	Indiana	L	76-79
Jan. 5	at Wisconsin	L	51-64
Jan. 9	at Ohio State	L	48-79
Jan. 12	Michigan State	W	43-36
Jan. 16	Purdue, 6:05 pm		
Jan. 19	at Michigan, 6:05 pm		
Jan. 23	at Indiana, 8:05 pm		
Jan. 26	Penn State, 5:05 pm		
Jan. 30	at Purdue, 6:05 pm		
Feb. 2	Ohio State, 5:05 pm		
Feb. 6	Wisconsin, 8:05 pm		
Feb. 9	at Minnesota, 1:05 pm		
Feb. 14	Michigan, 8:05 pm		
Feb. 19	Northwestern, 8:05 pm		
Feb. 23-24	at Michigan State, TBA		
Feb. 27	at Penn State, 6:05 pm		
Mar. 1-2	Illinois, TBA		
Mar. 4-6	at Northwestern, TBA		
Mar. 13-16	Big Ten Tournament		

* - - South Padre Island Invitational
+ - - Hawkeye Challenge, Iowa City

All times listed are Central Time

Coach Todd Lickliter

Todd Lickliter is in his first season as the head basketball coach at the University of Iowa. Lickliter spent the last six seasons as the head coach at Butler University.

Lickliter holds a career mark of 139-70 (.665) after posting a 131-61 (.682) record as Butler's head coach and beginning his first season at Iowa with an 8-9 record. He led Butler to four post-season tournament berths, including trips to the NCAA Sweet 16 in 2003 and 2007.



Lickliter was named the 2006-07 Division I Coach of the Year by the National Association of Basketball Coaches (NABC) and was recognized as the High-Major Coach of the Year by collegehoops.net. He was also named 2007 Horizon League Coach of the Year for the second consecutive year after guiding the Bulldogs to a school and league-record 29 victories.

He led Butler to the regular season co-championship in the Horizon League in 2007. The Bulldogs advanced to the Sweet 16 in the NCAA Tournament before falling to eventual national champion Florida (65-57).

Butler during the 2006-07 season won three games over top 25 opponents (Tennessee, Gonzaga, Maryland) and recorded eight victories over teams that participated in the NCAA Tournament.

Butler averaged 22 wins per year under Lickliter, winning league titles in 2002, 2003 and 2007 while winning at least 20 games in four of six seasons.

Lickliter led the Bulldogs to an unbeaten home record (12-0) in 2002-03, and mentored Butler to a 70-12 (.854) home mark in his six seasons. His Bulldog teams were 6-5 against teams ranked in the "Top 25" and compiled four of the top 10 winning streaks in Butler history.

In his first season as Butler's head coach, Lickliter guided the Bulldogs to a then school-record 26 victories and a third consecutive Horizon League regular season title.

Lickliter guided the 2003 Bulldogs to an even more impressive season in his second year as head coach. He led Butler to a 27-6 record, breaking the single-season mark for victories for a second consecutive year.

Lickliter served as an assistant coach at Butler and Eastern Michigan and was a high school head coach in Indianapolis and Danville, IL.

In his final two seasons as a Butler assistant coach, the Bulldogs compiled a 47-16 record, including "Top 25" wins over 10th-ranked Wisconsin and 23rd-ranked Wake Forest. The win over the Demon Deacons in the 2001 NCAA Tournament was Butler's first NCAA Tournament victory in 39 years.

Lickliter played his final two collegiate seasons at Butler, where he earned a B.S degree in secondary education in 1979.

Lickliter is 2-0 vs. Purdue and 1-0 vs. Boilermaker Coach Matt Painter.

Iowa Quick Facts

Location:	Iowa City, IA
Founded:	1847
Enrollment:	30,409
President:	Sally Mason
Athletic Director:	Gary Barta
Conference:	Big Ten
Home Arena:	Carver-Hawkeye (15,500)
All-Time Record:	1,446-979 (.596)
All-Time Big Ten Record:	685-668 (.506)
NCAA Appearances:	22
NCAA Tournament Record:	27-24

Head Coach:	Todd Lickliter (Butler)
Record At Iowa:	8-9 (1st season)
Career Record:	139-70 .665 (7th season)
Big Ten Record:	1-3
Assistant Coaches:	Joel Cornette (Butler) LaVall Jordan (Butler) Chad Walthall (Concordia, MN)
Dir. of Operations:	Jerry Strom (Concordia, NE)
Basketball Intern:	Justin Wieck (Iowa)
Trainer:	John Streif
Sports Information:	Phil Haddy/Steve Roe
Sports Info. Telephone:	319-335-9411
Sports Info. FAX:	319-335-9417
Internet Address:	www.hawkeyesports.com

HAWKEYES IN NATIONAL STATS

In NCAA statistical rankings, Iowa ranks 15th in field goal defense (39.6%), and 40th in scoring defense (57.5). Senior guard Justin Johnson ranks 18th nationally in three-point field goals per game (3.4).

TIME CHANGES DURING WINTER BREAK

Due to changes in practice times for the men's basketball team during the winter break, times for the press conference and tele-conference with Coach Todd Lickliter this week have also changed.

The Jan. 14 press conference will begin at 1 p.m., with practice to follow. The Jan. 18 tele-conference will begin at 11 a.m.

IOWA VS. RANKED TEAMS

These are Iowa's most recent wins vs. nationally ranked opponents:

At Home:	43-36 over sixth-ranked Michigan State, 1/12/08
On the Road:	70-67 over 21st-ranked Indiana, 2/11/06
Neutral Court:	67-60 over 7th-ranked Ohio State, 3/12/06 In semi-finals of Big Ten Tournament

Iowa Basketball Roster

No.	Name	Pos.	Ht.	Wt.	Yr.	Hometown High School/CC	The Latest Scoop
2	David Palmer	C	6-9	240	So.	Antioch, TN (Oak Hill Academy)	2 rebounds vs. Indiana
4	** J.R. Angle	G	6-7	208	Jr.	Franklin, IN (Indian Creek)	7 points & 3 rebounds at Wisconsin
11	** Tony Freeman	G	6-1	190	Jr.	Maywood, IL (St. Joseph's)	Career-high 22 points vs. Michigan State
15	Dan Bohall	G	6-4	193	So.	Sioux City, IA (East)	5 points vs. Louisiana-Monroe
24	* Justin Johnson	G	6-6	190	Sr.	Tyler, TX (Tyler, TX CC)	9 points & 7 rebounds at Ohio State
30	Jeff Peterson	G	6-0	185	Fr.	Hyattsville, MD (DeMatha HS)	8 points, & 2 assists at Wisconsin
32	Jake Kelly	G	6-6	180	Fr.	Carmel, IN (Carmel)	13 points & 5 assists at Iowa State
44	* Cyrus Tate	F	6-8	240	Jr.	Chicago, IL (Northeast, NE CC)	9 points & 7 rebounds vs. Michigan State
50	Jarryd Cole	F	6-7	250	Fr.	Kansas City, MO (Winnetonka)	Out for the season after ACL injury
52	* Kurt Looby	F/C	6-10	210	Sr.	St. John's, Antigua (Tyler, TX CC)	9 points & 8 rebounds vs. Michigan State
53	** Seth Gorney	C	7-0	245	Sr.	Vandalia, OH (Butler)	6 rebounds & 2 blocks vs. Michigan State

IOWA TOUGH AT HOME

Iowa has won 39 of its last 45 games in Carver-Hawkeye Arena, including win streaks of 21 straight overall wins and 12 straight Big Ten Conference wins. Iowa has won nine of its last 11 home games against ranked opponents. The Hawkeyes posted a 14-2 home record in 2006-07 (losses to Northern Iowa and Wisconsin) after a perfect 17-0 mark in 2006.

LICKLITER VS. RANKED TEAMS

Iowa Coach Todd Lickliter holds a 7-7 record when coaching against nationally ranked opponents, including a 1-2 mark at Iowa and a 6-5 record in six seasons at Butler.

Iowa, this season, defeated sixth-ranked Michigan State (43-36), while dropping decisions to 11th-ranked Indiana (76-79) and 24th-ranked Wisconsin (51-64).

Lickliter's Butler teams defeated ranked opponents Louisville (14th), Maryland (18th), Mississippi State (20th), Ball State (21st), Tennessee (22nd) and Gonzaga (23rd). His teams are 0-3 vs. top five opponents, including losses to third-ranked Oklahoma in 2003, third-ranked Florida in 2007 and fifth-ranked Duke in 2003.

NATIONAL COACH OF THE YEAR

Iowa Coach Todd Lickliter was named the 2007 Division I national Coach of the Year by the National Basketball Coaches (NABC) after leading Butler to 29 wins and a spot in the NCAA Sweet Sixteen.

With Iowa football Coach Kirk Ferentz earning national Coach of the Year in 2002, Iowa is one of three Division I institutions to have a former football and men's basketball national Coach of the Year currently coaching their respective team. The others are Florida (Urban Meyer and Billy Donovan) and Tennessee (Phillip Fulmer and Bruce Pearl).

LICKLITER VS. THE BOILERMAKERS

Iowa Coach Todd Lickliter collected two wins over Purdue during his tenure as Butler head coach. Butler defeated Purdue 74-68 early in the 2001-02 season in West Lafayette in Lickliter's fifth game as a college head coach.

Butler scored a 68-65 win over Purdue in the John Wooden Tradition at Conseco Fieldhouse in Indianapolis a year ago.

PURDUE COACH MATT PAINTER

Matt Painter, a former Boilermaker player under Gene Keady, is in his third season as the head coach at Purdue after serving as associate head coach for one season. Painter holds a record of 42-36 at Purdue. He is in his fourth season as a head coach with a 67-41 record. He led Purdue to a 9-18 mark in his first season after posting a 25-5 record in one season at Southern Illinois. Painter was the Missouri Valley Conference Coach of the Year in 2004, leading the Salukis to a 17-1 league record and a No. 15 national ranking. He previously served as an assistant coach at Eastern Illinois (1995-98) and Southern Illinois (1998-2003).

Painter was a four-year (1990-93) letterman at Purdue and served as a team captain as a senior. He earned all-Big Ten honorable mention recognition and helped Purdue earn four straight post-season invitations, including three NCAA Tournament invitations.

Painter is 1-2 vs. Iowa and 0-1 vs. Coach Todd Lickliter.

THE SERIES

Purdue holds a 76-70 advantage in the series that began with a 17-11 Boilermaker win in 1909. Iowa defeated the Boilermakers 78-59 last Feb. 21 in Iowa City as the teams met just once during the regular season. Purdue later scored a 74-55 win in the quarter-finals of the Big Ten Tournament. Iowa has won six of the last eight meetings. Iowa scored a 77-68 win at Purdue in the only meeting in 2006. Iowa won two of three meetings in 2005 and both meetings in 2004, while Purdue won the only meeting in 2003.

Iowa and Purdue have met four times at a neutral site, with three of the four meetings taking place in the Big Ten Tournament and two of the four taking place in Indianapolis. Iowa defeated the Boilermakers 71-52 in the 2005 Big Ten Tournament in Chicago and 87-72 in the 2002 Big Ten Tournament in Indianapolis, before the Boilermakers won last season in Chicago.

In addition, the Hawkeyes and Boilermakers both advanced to the 1980 Final Four at Market Square Arena in Indianapolis, and both lost in the semi-finals. A consolation game was played at that time and Purdue defeated Iowa 75-58.

Iowa holds a 47-23 advantage in Iowa City. The Hawkeyes have won seven of the last nine meetings in Iowa City and hold a 13-8 advantage in Carver-Hawkeye Arena.

Iowa visits Purdue on Jan. 30.

IOWA, PURDUE NOTES

- The Iowa roster includes two players from Indiana, junior J.R. Angle (Franklin) and freshman Jake Kelly (Carmel). In addition, Coach Todd Lickliter is an Indianapolis native who played at Butler and later was the Bulldog head coach for six seasons before taking over at Iowa.
- Iowa assistant coaches LaVall Jordan and Joel Cornette also are Butler graduates and former Bulldog players. Jordan played at Butler when the Bulldogs dropped a 63-54 contest to Purdue at Market Square Arena in Indianapolis in 1998-99. Cornette played for the Bulldogs when they scored a 74-68 win at Purdue in 2001-02.
- Purdue posted a 4-3 record vs. Iowa during the playing career of Boilermaker Coach Matt Painter (1990-93).
- Purdue assistant Paul Lusk began his college career at Iowa. Lusk, who had followed his uncle's footsteps to Iowa, suffered a broken leg early in his Iowa career and completed his career at Southern Illinois. Lusk scored over 1,000 points in his three seasons at Southern Illinois. Lusk was also the head coach at the University of Dubuque for one season (2002-03).
- Purdue assistant Cuonzo Martin (1992-95) played at Purdue, helping the Boilermakers post a 5-1 record vs. Iowa.
- Purdue assistant Rick Ray attended Grand View College in Des Moines.
- Iowa and Purdue have played three common opponents. During non-conference action, Iowa lost at Iowa State (56-47) and Iowa State defeated Purdue (83-80) at a neutral site. In Big Ten play, Iowa lost at Ohio State and defeated Michigan State at home. Purdue lost at Michigan State and defeated Ohio State in West Lafayette.

THEY SPLIT LAST SEASON

Iowa and Purdue split two games last season, with Iowa winning 78-59 in Iowa City during the regular season and Purdue winning 74-55 in the quarter-finals of the Big Ten Conference Tournament in Chicago.

Iowa scored the first seven points of the game and never trailed in the 78-59 win in Iowa City last Feb. 21. The Hawkeyes started fast, shooting 59.3% from the field while building a 44-34 halftime advantage. Iowa led by as many as 13 points while controlling the action in the opening 20 minutes, despite the fact that Purdue shot 48.1% from the field and 50% from three-point range.

Iowa turned up its defense in the second half, allowing Purdue to shoot just 30.4% from the field. The Boilermakers closed the gap to six points with 14 minutes to play before Iowa scored 10 straight over the next five minutes to regain control. The Boilermakers were never closer than 13 points in the final 10 minutes.

Iowa shot 55.6% from the field for the game and 69.7% from the foul line. The Hawkeyes held a 36-28 rebounding advantage and collected 21 assists and 10 steals.

Iowa had five players score in double figures. Tyler Smith led the scoring with 18 points. Tony Freeman added 14, Adam Haluska and Cyrus Tate scored 11 and Mike Henderson added 10. Tate added 10 rebounds and Haluska had five assists and four steals.

Chris Kramer led Purdue with 19 points, David Teague added 13, Gordon Watt 13 and Carl Landry added nine points and six rebounds.

History & Record Book Online

Iowa's History and Record Book, the supplement to the 2007-08 basketball media guide, is available online at hawkeyesports.com, the official website of the University of Iowa athletic department. After opening the Iowa website, click on Men's Basketball at the top of the page under "The Hawkeyes". Once at the basketball site, click on the History and Record Book on the right side of the page under the Stats and More heading. Copies of the History and Record Book are also available through the UI Sports Information office.

Purdue advanced to the semi-finals of the Big Ten Tournament with a 74-55 win over Iowa that ended the Hawkeye season. The Boilermakers took control from the start, building a 43-30 halftime advantage. Iowa was never able to seriously challenge in the second half. Purdue shot 50% from the field, including 54.5% from three-point range, and hit 18-27 free throws.

Iowa shot just 41.2% from the field, made just one of its 10 three-point field goals and shot just 50% (12-24) from the free throw line. Purdue won the rebounding battle 38-29.

Iowa was led by Tyler Smith with 17 points, while Adam Haluska scored 14 and Tony Freeman 11. Kurt Looby collected six rebounds and five blocked shots.

Purdue was led by Carl Landry with 20 points and 11 rebounds. David Teague added 15 points and eight rebounds.

IOWA TOPS SIXTH-RANKED SPARTANS

Iowa ended a three-game losing streak with a 43-36 win over sixth-ranked Michigan State Saturday in Iowa City, earning Coach Todd Lickliter his first win in the Big Ten Conference. The win is Iowa's first over a top 10 ranked opponent since the Hawkeyes defeated seventh-ranked Ohio State in the championship game of the 2006 Big Ten Tournament.

Michigan State scored the first seven points of the game and held an 18-9 advantage with 8:08 to play in the first half. The Spartans failed to score the rest of the half, as Iowa scored the final 11 points of the period to lead 20-18 at the break. Two free throws by Cyrus Tate gave Iowa a 19-18 advantage with 2:45 left in the half. Iowa led the rest of the way.

The Spartans ended their scoring drought two minutes into the second half, but Iowa answered each Spartan run to maintain a small advantage throughout the second half. Iowa led by five with 14 minutes remaining before the Spartans closed to within one on three occasions, the last at 35-34 with 3:48 remaining. Kurt Looby hit one of two free throws before Tony Freeman hit a three-point basket to give Iowa a 39-34 advantage with 1:12 remaining. Freeman added two free throws with 53 seconds to play and the Spartans were never closer than seven the rest of the way.

Iowa shot just 27.5% from the field and 55.2% from the free throw line, but the Hawkeyes had just 10 turnovers (four in the second half) and allowed Michigan State just four free throw attempts. Iowa made just 11 field goals, five of those coming from three-point range.

Michigan State shot just 30.8%, including 25% from three-point range (3-12) and the free throw line (1-4). MSU held a 40-35 rebounding advantage, but was guilty of 18 turnovers.

Freeman led Iowa with a career-best 22 points, hitting 5-9 treys and 7-9 free throws. He added four steals and three assists. Looby added nine points and eight rebounds and Tate collected nine points and seven rebounds. The trio combined to score 40 of Iowa's 43 points.

PURDUE RALLIES PAST OHIO STATE

Purdue outscored Ohio State 46-32 in the second half in taking a 75-68 win over the Buckeyes in West Lafayette, collecting its fourth win in five games. The Boilermakers trailed 36-29 at halftime after shooting just 32.3% in the first half, compared to 43.3% for the Buckeyes.

Purdue turned up the defensive pressure in the second half, as Ohio State shot just 28.1% from the field over the final 20 minutes and made just 2-13 (15.4%) three-point attempts in the second half.

Marcus Green led Purdue with 22 points, as he connected on 9-12 field goals (including 3-4 treys). Keaton Grant added 14 points and six assists and E'Twaun Moore added 11 points and eight rebounds.

COMPARING THE STATS

	Iowa (8-9, 1-3)	Purdue (11-5, 2-1)
Scoring	56.9	69.6
Scoring Defense	57.5	61.9
FG%	.416	.422
FG% Defense	.396	.429
FT%	.615	.703
3-PT FG%	.342	.338
3-PT FG% Defense	.316	.343
Rebound Margin	+2.6	+2.9
Assists	12.5	12.4
TO Margin	-3.7	+4.1
Steals Margin	-3.3	+2.0

COLE TO MISS REMAINDER OF SEASON

Iowa freshman Jarryd Cole suffered a torn anterior cruciate ligament in his left knee during Iowa's 57-50 win over Southeastern Louisiana Dec. 29 and will miss the remainder of the season. He had surgery Friday, Jan. 4.

Cole is a 6-7, 250-pound forward who played in Iowa's first 13 games, with six starts. The native of Kansas City, MO (Winnetonka HS) is averaging 6.6 points and 4.8 rebounds, while shooting .667 from the field. He had season-bests of 15 points and nine rebounds against Iowa State.

Cole was in the starting line-up in Iowa's final non-conference win, contributing four points and four rebounds. His dunk with 11:55 remaining gave Iowa a 32-31 advantage. The injury occurred just after his basket.

The injury to Cole is the second major injury suffered by a member of the Hawkeye program this season. Junior guard Tony Freeman played in just three of Iowa's 13 non-conference games after suffering a foot injury during Iowa's pre-season exhibition game.

IOWA GAME NOTES

- With the 43-36 win over sixth-ranked Michigan State, Iowa has won 10 of its last 12 home games against ranked opponents.
- In defeating Michigan State 43-36, Iowa won a game while scoring less than 50 points for the first time since Nov. 30, 2005 when the Hawkeyes defeated North Carolina State, also in Carver-Hawkeye Arena.
- The 36 points scored by Michigan State in Iowa's 43-36 win are the fewest scored by an Iowa opponent since the Hawkeyes defeated Penn State 65-38 in Iowa City on March 1, 2006. The last time an Iowa opponent scored less than 36 points occurred Dec. 4, 1992 when Iowa defeated Texas-Pan American, 85-29.
- In scoring 36 points in a loss at Iowa on Jan. 12, Michigan State was held to its lowest scoring output in 13 seasons under Coach Tom Izzo.
- The 36 points scored by Michigan State tie for the second lowest total an opponent has scored against a Todd Lickliter team in his seven seasons as a college head coach. Butler allowed 34 points to Birmingham Southern in a 70-34 win on Dec. 1, 2001 and the Bulldogs defeated Detroit 56-36 Feb. 24, 2007.
- Iowa is allowing just 57.5 points per game, as seven opponents have been held to 50 points or less and only six have scored over 60.
- Iowa opponents are shooting 39.6% from the field as nine opponents have shot less than 40%.
- Iowa opponents are shooting 31.6% from three-point range as seven opponents have shot less than 30% from beyond the arc.
- Iowa holds a +2.6 rebounding advantage while collecting more rebounds than the opponent in eight games.
- In a 62-55 win at Northern Iowa, the Hawkeyes made their final eight free throw attempts of the game. After missing the first attempt and making 1-2 in the first half, Iowa made all seven attempts in the final 20 minutes for a season-best 88.9% accuracy. Iowa has been over 80% from the foul line in three games.
- Junior guard Tony Freeman is averaging 14.6 points in seven games and senior guard Justin Johnson is averaging 14.4. Freeman scored 21 and 22 points, respectively, in Iowa's two games last week. Johnson has scored 19 or more points in six games and has scored 21 or more points in four games, with a career-best 29 against Indiana.
- Senior forward Kurt Looby leads Iowa in rebounding (6.5), field goal percentage (.672) and blocked shots (1.6). He has 10 or more rebounds in three games, with a career-best 12 against Louisiana-Monroe.

JOHNSON AMONG SINGLE GAME LEADERS

Senior guard Justin Johnson has made 57 three-point field goals, shooting 36.5% from behind the arc. He connected on six straight three-point shots in the final two minutes against Indiana, and even converted one of the attempts into a four-point play after being fouled. Johnson made 8-13 three-point attempts against Indiana while scoring a career-best 29 points, 19 of those in the final two minutes. He made his first two three-point shots at Wisconsin, giving him eight straight over two games before his first miss against the Badgers.

The eight three-pointers against Indiana are the third most in a single game in Iowa history. Chris Kingsbury twice had nine treys during the 1994-95 season. Johnson's eight treys are the most by a Hawkeye in a Big Ten game and tie for ninth place in the Big Ten Conference. Johnson also made seven treys in two games (Idaho State and Eastern Illinois) this season.

Johnson set a Hawkeye Challenge record with 13 three-point baskets in two games. He had 26 points vs. Louisiana-Monroe and added 25 points vs. Eastern Illinois in earning a spot on the all-tournament team. Johnson was also named to the all-tournament squad at the South Padre Island Invitational. He recorded his first career double-double against Louisiana-Monroe with 26 points and 10 rebounds.

Johnson is averaging 14.4 points and five rebounds per game. He leads the Big Ten in three-point field goals per game (3.4) and is second in minutes played (35.5). Following are Iowa's single-season leaders in three-point field goals:

3-pt. Field Goals, Season

1.	117	Chris Kingsbury, 1995
2.	92	Luke Recker, 2002
3.	90	Adam Haluska, 2007
4.	86	Jeff Horner, 2005
5.	74	Kent McCausland, 1998
6.	71	Jeff Moe, 1988
7.	70	Jeff Horner, 2006
	70	Kent McCausland, 1997
9.	65	Jeff Horner, 2004
	65	Dean Oliver, 2001
	65	Chris Kingsbury, 1996
	57	Justin Johnson, 2007-08

LOOBY IN THE PAINT

Kurt Looby has played well in the paint during his senior season. Looby is averaging a team-best 6.5 rebounds and is scoring 5.6 points a game while shooting 67.2% (41-61) from the field. Looby, who had a career-best 12 rebounds against Louisiana-Monroe, also leads Iowa with 27 blocked shots. Looby has 80 career blocks, just four shy of ranking in Iowa's career top 10. His 80 blocks are the most by any two-year player at Iowa. He had 12 points and eight rebounds in a loss to Bradley and 10 points and eight rebounds vs. Utah State. He has 10 or more rebounds in three games and had nine points and eight rebounds in a win over Michigan State. Looby ranks fourth in the Big Ten in blocked shots and 10th in rebounds. Following is a list of Iowa's career leaders in blocked shots:

Rank	No.	Player (avg.), years
1.	365	Acie Earl (3.1 avg.), 1990-93
2.	229	Greg Stokes (1.9 avg.), 1982-85
3.	212	Erek Hansen (2.4 avg.), 2003-06
4.	124	Ryan Bowen (1.0 avg.), 1995-98
5.	120	Michael Payne (1.0 avg.), 1982-85
6.	104	Greg Brunner (0.8 avg.), 2003-06
7.	92	Glen Worley (0.7 avg.), 2001-04
	92	J.R. Koch (0.7 avg.), 1996-99
9.	90	Jared Reiner (0.8 avg.), 2001-04
10.	84	Guy Rucker (0.9 avg.) 1997-99
	80	Kurt Looby (1.7 avg.), 2007-08

Hy-Vee Cy-Hawk Series

Iowa State currently leads the fourth annual Hy-Vee Cy-Hawk Series, 16-5. The Cyclones have picked up victories in football, men's golf, volleyball, men's cross country, women's basketball, women's swimming and diving and men's basketball. Both Iowa and Iowa State earned a point after a scoreless draw in women's soccer and Iowa gained two points in wrestling and women's cross country.

Iowa captured the third Hy-Vee Cy-Hawk Series, 14-9 in 2006-07. The Hawkeyes hold a 2-1 advantage in the in-state competition against their rivals from Iowa State that began in 2005.

Last season, the Hawkeyes captured victories in women's soccer (1-0, OT), football (27-17), wrestling (24-6) men's basketball (77-59), women's swimming & diving (181.5-117.5) and softball (2-1).

Iowa captured the inaugural Cy-Hawk Series in 2005 registering a 13-8 margin of victory. Iowa State evened the competition with its own 13-8 triumph in 2006.

The 12-sport series awards two points (except football, which is worth three) to the winning school in each head-to-head match-up between the two institutions. Additionally, one point is awarded to an institution if the graduation rate of its student-athletes is greater than the national average as reported each fall by the NCAA. Iowa earned the academic points all three years, whereas Iowa State failed to earn the extra points in 2004 and 2005.

A new total of 27 points (13 events) is up for grabs in 2007-08.

A commemorative Hy-Vee Cy-Hawk Series Cup, which stands 31 inches tall and weighs 19 pounds, is displayed on the winning team's campus for an entire year after a victory. Replica cups are also presented as "traveling trophies" for individual victorious teams in the head-to-head competition.

This season's fourth annual Hy-Vee Cy-Hawk Series schedule is listed below:

Date	Event	Site/Result
9/4	Men's Golf (2 points)	ISU
9/8	Volleyball (2 points)	ISU
9/9	Women's Soccer (2 points)	Tie
9/15	Football (3 points)	ISU
11/10	Men's Cross Country (2 points)	ISU
11/10	Women's Cross Country (2 points)	Iowa
12/5	Women's Basketball (2 points)	ISU
12/7	Women's Swim. & Diving (2 points)	ISU
12/8	Men's Basketball (2 points)	ISU
12/9	Wrestling (2 points)	Iowa
2/22	Women's Gymnastics (2 points)	Ames
3/7	Women's Gymnastics (2 points)	Iowa City
4/1	Softball (2 points)	Ames

Academic Opportunities

Two points for an institution if the student-athlete graduation rate for all student-athletes is greater than the national average for all student-athletes, according to the annual graduation rate report issued each September/October by the NCAA.

FREEMAN BACK IN ACTION

Junior guard Tony Freeman saw his first action of the season in Iowa's 62-55 win at Northern Iowa (Dec. 5). Freeman played 24 minutes against Northern Iowa, collecting 15 points, three assists and one rebound. After missing the Iowa State game, he returned to play 22 minutes in the loss to Drake, contributing nine points. He added 15 points, seven rebounds, four assists and three steals in 34 minutes in Iowa's win over Southeastern Louisiana and added 12 points and nine assists against Indiana. Freeman scored 21 points in Iowa's loss at Ohio State and added career bests in points (22) and steals (four) in the win over Michigan State.

He is averaging 14.6 points and 3.6 assists in seven games. He suffered a fracture to the fifth metatarsal in his left foot during Iowa's exhibition win over Simpson College Nov. 1.

KELLY SHARING THE BALL

Freshman guard Jake Kelly moved into the starting line-up in Iowa's last 10 games and led the team in assists four times. He played just five minutes against Indiana after suffering an ankle injury in the opening minutes of the game, but he was back in the starting line-up the last three games.

He scored 19 points in a win at Northern Iowa, hitting 6-13 field goal attempts and 3-5 treys while collecting two steals. Kelly had six assists against Louisiana-Monroe and four assists in the win over Eastern Illinois. At Iowa State he contributed 13 points, five rebounds and five assists. Kelly is averaging 5.9 points, 2.4 rebounds and 2.1 assists per game and is shooting 41.2% from three-point range.

PETERSON STEPS RIGHT IN

Freshman guard Jeff Peterson has started 12 games and ranks third in minutes played. Peterson had 12 points, nine assists and no turnovers in his first college game. He added 20 points in a win over Northern Colorado and added nine points and four assists against Florida Gulf Coast. He contributed six points and four assists vs. Indiana and had eight points at Wisconsin. He is averaging 5.8 points and 3.2 assists per game, while leading the team with 15 steals.

TATE STEPPING UP

Junior Cyrus Tate has improved his numbers while stepping in and playing more minutes due to Jarryd Cole's injury. Tate has started Iowa's four Big Ten games, averaging 8.8 points and seven rebounds per game, while shooting 63.2% from the field. Tate had 10 points at Ohio State after scoring eight against both Indiana and Wisconsin. He led Iowa with eight rebounds at Wisconsin, seven against Indiana and six at Ohio State. He collected nine points and seven rebounds in the win over Michigan State to raise his season averages to 5.4 and 3.6, respectively.

Hawkeyes Add Four Recruits

University of Iowa men's basketball Coach Todd Lickliter announced the signing of four student-athletes to national letters of intent to join the Hawkeye basketball program next fall.

The additions to the program are Iowa City native Matt Gatens, Anthony Tucker from Minnetonka, MN, Andrew Brommer from Rosemount, MN and Jermain Davis from Plymouth, MN.

Gatens (6-5, 210) attends Iowa City HS. He committed to the Iowa program as a 15-year-old ninth grader. A member of the varsity since his ninth grade season, Gatens averaged 18 points, 5.5 rebounds and four assists as a freshman.

He ranks as the all-time scoring leader at Iowa City HS with 1,353 career points heading into his senior season, a career average of 20 points per game. He is also an 82% career shooter from the free throw line.

At Iowa City High he has twice been named to the Iowa Newspaper Association all-state team and the Des Moines Register all-state team. He has earned all-conference recognition in the Mississippi Valley Conference in each of the past three seasons. His father, Mike, was an Iowa basketball letterman from 1974-76.

Tucker (6-4, 195) averaged 16.4 points and 5.7 rebounds as a junior at Minnetonka HS under Coach John Hedstrom. He has been a unanimous all-conference selection for three seasons and is the only player to be a unanimous selection as a ninth grader. He earned all-Metro honors and second team all-state recognition from the *St. Paul Pioneer Press*. He has scored 1,250 career points and could become Minnetonka's all-time scoring leader as a senior.

Tucker earned first team all-state honors last season after being named to the second all-state team as a sophomore. He is a two-year team captain and was recently named to the Minnetonka Honor Society for Leadership.

Brommer (6-9, 220) is a versatile forward who attends Rosemount HS and played two seasons on the same summer AAU team (43 Hoops) with Tucker.

Brommer begins his final prep season with 838 career points. He averaged 17 points, nine rebounds, three assists and three blocks per game as a junior as his prep team posted a 9-17 overall record.

Brommer serves as team captain for Coach Mike Manning and earned all-conference honors as both a sophomore and junior.

Davis (6-4, 200) is a shooting guard who is in his first season at Kirkwood Community College in Cedar Rapids, IA after attending Southeastern Community College in Burlington as a freshman. In one season at Southeastern Davis averaged 10.9 points while leading the team in assists and ranking third in steals.

Davis attended Robbinsdale Cooper HS in New Hope, MN, where he helped his prep team post a 27-4 record as a senior. That team set a school record for wins in a season and finished second in the Class 4-A state tournament. Davis was named to the all-tournament team at the state tournament. He earned all-conference honors in the North Suburban Conference and shared conference MVP honors as a senior.

Davis averaged 15.3 points per game as a junior and senior and was named to the all-defensive team in the metro area. A solid defensive player, he also averaged four steals, five rebounds and 3.4 assists during his prep career. As a senior he shot 54% from the field, including 41% from three-point range.

Iowa on the Big Ten Network

A majority of Iowa's games throughout the 2007-08 season will appear on national cable television via the Big Ten Network.

The Big Ten Network is available on the basic level of service offered by 67 locally-owned and locally-operated cable television systems across the state of Iowa. It is also available through the nation's two satellite television companies, DirectTV and Dish Network. Currently, more than 50 percent of the homes in Iowa have access to the Big Ten Network, as do more than 30 million homes nationwide. The Big Ten Network is the fastest growing television network in television history, reaching 30 million homes in its first 30 days of existence.

BOHALL GETS SCORING BEST

Sophomore guard Dan Bohall set a career scoring high with 14 points in the win over Northern Colorado. He made 3-6 field goals and 7-8 free throws and also collected six rebounds. He had a career-best six assists in a win over Idaho State and added eight points, four rebounds and four assists in a win over Florida Gulf Coast. Bohall added 10 points and five assists in a win over Maryland Eastern Shore. Bohall is averaging four points and 2.4 assists and is shooting 80% from the free throw line.

COLE HAD BEST NIGHT

Freshman forward Jarryd Cole had the best game of his young college career in Iowa's loss at Iowa State. Cole connected on 7-10 field goal attempts, scoring 15 points and grabbing nine rebounds, both season-bests. He made all six of his field goal attempts while scoring 12 points and collecting five rebounds against Drake.

In an earlier loss to Wake Forest he came off the bench to score 14 points (7-10 FGs) and grab seven rebounds in 33 minutes. Cole, who started for the first time against Louisiana-Monroe, added 10 points and four rebounds in a win over Eastern Illinois. He averaged 6.6 points and 4.8 rebounds per game while shooting 66.7% from the field in 13 games. He will miss the remainder of the season after suffering a torn left ACL in a win over Southeastern Louisiana.

HAWKEYES FEATURE YOUNG LINE-UP

Iowa's starting line-up in four games included freshmen Jarryd Cole, Jeff Peterson and Jake Kelly. Cole is now out of action for the remainder of the season due to injury.

Iowa had not started three freshmen in a game since the 2000-01 season. That season, Brody Boyd, Jared Reiner and Glen Worley started in a game at Illinois. Boyd, Worley and Sean Sonderleiter started in a game at Michigan State and Boyd, Worley and Cortney Scott started in a game at Michigan.

NEVER SAY NEVER...

It may have happened before 1920, but historical records of Iowa basketball do not show a game prior to Iowa's 56-51 loss to Drake (Dec. 14) in which the Hawkeyes failed to record a free throw attempt.

Iowa Results on Jan. 16

12 Wins, 10 Losses

1902	Dubuque YMCA	W	36-27
1912	* Leander Clarke	W	23-11
1913	Northwestern	L	12-29
1915	* Cornell	W	32-16
1926	* Indiana	W	29-22
1932	* Ohio State	L	23-40
1933	Chicago	W	36-32
1937	Illinois	L	28-42
1939	* Chicago	W	29-19
1943	Illinois	L	41-61
1950	Purdue	L	55-64
1954	* Minnesota	L	55-59
1960	* Purdue	W	63-54
1961	* Illinois	W	78-71
1965	* Michigan State	W	111-68
1982	Wisconsin	W	78-62
1986	* Michigan State	W	82-71
1988	* Northwestern	W	92-68
1993	Duke	L	56-65
1999	Minnesota	L	70-75
2001	Wisconsin	L	54-67
2007	Indiana	L	64-71

* at Iowa City

Drake was guilty of 10 fouls in the game, four in the first half. The Bulldogs were called for six fouls in the second half, the last at the 7:52 mark with Iowa holding a 39-38 advantage.

Prior to the 1920-21 season, Iowa's records do not show free throw attempts by game. From the beginning of the 1921-22 season, until the Dec. 14 contest vs. Drake, Iowa had made at least one free throw attempt in 2,147 consecutive games.

Prior to the contest vs. Drake, Iowa's lowest output from the free throw line, in recent history, occurred during a 61-53 loss to Michigan (March 1, 1979 in Iowa City) when the Hawkeyes made one of two free throw attempts.

HAWKEYES HIT THE BOARDS

In a 62-55 win at Northern Iowa, the Hawkeyes held a 37-16 rebounding advantage. No Northern Iowa player had more than five rebounds and only four of the nine Panthers who played had any rebounds. Kurt Looby led Iowa with seven rebounds, while six Hawkeyes had at least four.

The plus 21 rebounding advantage is the largest for Iowa since the second game of the 2006-07 season when the Hawkeyes held a 51-30 rebounding advantage in a 78-65 win over Toledo in the Paradise Jam.

Iowa In Big Ten Statistics

Category	All Games		Big Ten	
	Stat	Rank	Stat	Rank
Scoring Defense	57.5	2nd	64.5	4th
3-PT FG Defense	.316	4th	.300	4th
3-Pt. FG Per Game	6.9	5th	7.0	4th
FG% Defense	.296	6th	.438	7th
3-Pt. Field Goal %	.342	7th	.286	9th
Rebounding Margin	+2.6	8th	-2.7	8th
Blocked Shots	3.5	8th	4.3	3rd
Free Throw %	.615	9th	.553	11th
Scoring Margin	-0.5	9th	-10.0	10th
Assists	12.5	10th	12.8	9th
Field Goal %	.416	10th	.372	11th
Steals	4.8	11th	3.0	10th
Turnover Margin	-3.7	11th	-2.5	9th
Scoring Offense	56.9	11th	54.5	11th
Ast./TO Ratio	0.8	11th	1.0	9th

INDIVIDUAL STATISTICS

Category	Player	All Games		Big Ten	
		Stat	Rank	Stat	Rank
3-pt. FG Per G.	Justin Johnson	3.4	1st	3.5	2nd
	Tony Freeman	2.7	---	2.8	5th
Blk. Shots	Kurt Looby	1.6	4th	1.3	T6th
	Justin Johnson	0.8	---	1.3	T6th
Minutes Played	Justin Johnson	35.5	2nd	35.0	5th
	Tony Freeman	31.9	---	35.8	4th
Rebounding	Kurt Looby	6.5	11th	4.5	---
	Justin Johnson	5.0	18th	5.8	T12th
	Seth Gorney	4.0	---	6.0	11th
Scoring	Cyrus Tate	3.6	---	7.0	8th
	Justin Johnson	14.4	8th	13.3	15th
	Tony Freeman	14.6	---	15.8	9th
FG%	Cyrus Tate	.604	---	.632	4th
Assists	Jeff Peterson	3.2	12th	2.0	---
	Tony Freeman	3.6	---	4.5	7th
Ast./TO Ratio	Jeff Peterson	0.88	14th	---	---
	Tony Freeman	---	---	1.2	15th

LEADING THE TEAM

Following is the number of times a player led Iowa in scoring, rebounding, assists and steals. If two or more players tied for the team lead, all have been credited for that game:

Player	Scoring	Rebounding	Assists	Steals
J.R. Angle				1
Dan Bohall			3	
Jarryd Cole	3	2		3
Tony Freeman	3	1	5	2
Seth Gorney		2		1
Justin Johnson	9	1	2	3
Jake Kelly	1		5	4
Kurt Looby		10		5
David Palmer				1
Jeff Peterson	1		5	7
Cyrus Tate		1		1

REACHING DOUBLE FIGURES

Following are Iowa's number of double figure games in scoring and rebounding, both for the 2007-08 season and for their career:

	Points		Rebounds	
	'07-08	Career	'07-08	Career
J.R. Angle	1	1	0	0
Dan Bohall	2	2	0	0
Jarryd Cole	5	5	0	0
Tony Freeman	5	18	0	0
Seth Gorney	0	6	2	2
Justin Johnson	11	15	1	1
Jake Kelly	3	3	0	0
Kurt Looby	2	4	3	5
Jeff Peterson	2	2	0	0
Cyrus Tate	2	5	0	2

IOWA'S STATISTICAL COMPARISONS

	All Games	Big Ten	Home Games	Away Games	IA Wins	IA Losses
Record	8-9	1-3	7-4	1-5	8-0	0-9
Points	56.9	54.5	58.4	54.3	57.9	56.1
Opp. Pts	57.5	64.5	52.8	66.0	46.6	67.1
FG%	.416	.372	.422	.405	.432	.404
FG Def.	.396	.438	.373	.437	.357	.428
3-PT%	.342	.286	.352	.326	.372	.320
3-pt. Def.	.316	.300	.280	.377	.297	.330
FT%	.615	.553	.612	.625	.665	.548
REB	34.5	33.8	35.2	33.3	34.0	35.0
AST	12.5	12.8	13.4	11.0	12.0	13.0
TO	16.2	13.0	17.5	13.8	16.1	16.2
STL	4.8	3.0	6.1	2.5	7.3	2.7
BLK	3.5	4.3	3.8	2.8	4.0	3.0

HOME, AWAY COMPARISONS

In its 11 home games, Iowa has outscored its opponents by a 5.5 margin, shooting 42.2% from the field while holding its opponent to 37.3% shooting. Iowa holds a 35.2-32.1 rebounding advantage.

In six games away from Carver-Hawkeye Arena (including two neutral site games), Iowa has been outscored 66.0-54.3. The Hawkeyes are shooting 40.5% from the field while opponents are shooting 43.7%. Iowa holds a 33.3-31.7 rebounding margin.

STARTING LINE-UPS

Iowa has used five starting line-ups in its 17 games. Following is Iowa's record by line-up, with the most recent starting unit in bold:

Gorney, Looby, Bohall, Johnson, Peterson	4-3
(ID State, UNCO, FGCU, UMES, BU, USU, WFU)	
Cole, Looby, Kelly, Johnson, Peterson	2-1
(ULM, EIU, SLU)	
Cole, Looby, Kelly, Johnson, Angle	1-1
(UNI, ISU)	
Tate, Gorney, Freeman, Johnson, Kelly	1-3
(IND, WIS, OSU, MSU)	
Cole, Gorney, Kelly, Johnson, Peterson	0-1
(Drake)	

OFF THE BENCH

The Iowa reserves are averaging 17.4 points and 9.2 rebounds per game, compared to 12.8 points and 8.2 rebounds by the opponent reserves.

Iowa is 7-6 when the reserves outscore the opponent's reserves and 1-3 when the opponent reserves score more.

Iowa is 5-5 when the Hawkeye reserves have more rebounds than the opponent reserves, 3-3 when the opponent reserves have more rebounds and 0-1 when rebounding by the reserves is even. Following is a game-by-game comparison with opponents:

Opponent	Iowa		Opponent	
	Pts.	Rebs.	Pts.	Rebs.
Idaho State	11	13	5	5
No. Colorado	10	4	9	9
FL Gulf Coast	16	8	7	4
MD Eastern Shore	23	15	3	5
Bradley (n)	17	10	14	8
Utah State (n)	24	120	13	7
Wake Forest	34	15	23	12
LA-Monroe	17	5	10	5
Eastern Illinois	11	6	17	8
at Northern Iowa	25	10	21	6
at Iowa State	4	6	6	11
Drake	14	10	11	7
SE Louisiana	35	14	8	8
Indiana	20	8	23	11
at Wisconsin	19	7	9	4
at Ohio State	7	6	31	17
Michigan State	9	9	7	12
Totals	296	156	217	139
Average	17.4	9.2	12.8	8.2

OVERCOMING DEFICITS

The biggest deficit Iowa has overcome to get a victory is 14 points, that in a 57-50 win over Southeastern Louisiana. The Hawkeyes trailed by seven at halftime.

The biggest deficit overcome by an Iowa opponent is 16, that by Louisiana-Monroe in a 72-67 overtime win at Iowa.

SCORING BY HALVES

Iowa has been outscored 466-426 in the first half and holds a 530-494 advantage in the second half. The Hawkeyes have been outscored 17-12 in their only overtime period.

Iowa has led at halftime in eight games and has outscored its opponent in the second half in nine games. The first half scoring was even in the loss to Indiana and the second half scoring was even in the win over Idaho State.

IOWA FROM THE FREE THROW LINE

Iowa has made at least 80% of its free throws in three games and at least 70% of its free throws in four games, with a season-best 88.9% (8-9) at Northern Iowa. Iowa has posted a 4-1 record when shooting at least 70% from the free throw line. Following is Iowa's won-loss breakdown based on free throw percentage:

Iowa FT%	W-L	Iowa FT%	W-L
Under 50%	0-4	70-79%	2-0
50-59%	2-3	80-89%	2-1
60-69%	2-1	90-100%	0-0

CRUNCH TIME FREE THROWS

Iowa is 31-52 (.596) from the free throw line in the final four minutes of its eight games that have been decided by 10 points or less. Iowa's opponents in those games have made 32-54 (.593) free throw attempts in the final four minutes. Those figures include all free throw attempts in Iowa's single overtime game. Iowa is 3-5 in games decided by 10 points or less, including one overtime loss. Following are Iowa's individual attempts:

Tony Freeman	9-10	.900
Jake Kelly	7-8	.875
Justin Johnson	8-12	.667
Cyrus Tate	4-8	.500
Jarryd Cole	2-5	.400
Kurt Looby	1-4	.250
J.R. Angle	0-1	.000
David Palmer	0-2	.000
Jeff Peterson	0-2	.000
Iowa	31-52	.596
Opponents	32-54	.593

HAWKEYE GAME NOTES & TRENDS

- Iowa is 0-0 when scoring 80 points or more, 0-1 when scoring between 70-80 points, 3-2 when scoring between 60-70 points and 5-6 when scoring less than 60 points.
- Iowa is 8-3 when holding its opponent to less than 60 points, 0-3 when holding its opponent between 60-70 points and 0-3 when the opponent scores over 70 points.
- Iowa is 4-5 when collecting more assists than the opponent, 4-4 when the opponent has more assists and 0-0 when assists were even.
- Iowa is 3-0 when having fewer turnovers than its opponent, 5-8 when the opponent has fewer turnovers and 0-1 when turnovers are equal.
- Iowa is 4-0 when collecting more steals than its opponent, 4-8 when the opponent had more steals and 0-1 when steals are equal.
- Iowa is 0-0 when five reach double figures, 1-0 when four reach double figures; 1-2 when three score in double figures, 4-3 when two players score in double figures and 2-4 when one scores in double figures.
- Iowa is 7-1 when leading at halftime, 1-7 when trailing at intermission and 0-1 when tied at halftime.
- Iowa is 6-6 when controlling the opening tip and 2-3 when not controlling the tip.
- Iowa is 3-5 in games decided by 10 points or less, including a 0-3 record in games decided by five points or less and a 0-1 mark in overtime.
- Iowa is 0-2 in neutral site games, dropping contests to Bradley and Utah State at the South Padre Island Invitational in late November.

IOWA ON THE TUBE

All but one Iowa game throughout the 2007-08 season will be televised, with the only exception being the final round of the South Padre Island Invitational against Utah State.

The majority of Iowa's non-conference games appeared on the Big Ten Network. Iowa's home game with Wake Forest was televised on ESPN2. The contest at Northern Iowa was on FOX 28 and the game at Iowa State appeared on ESPNU.

IOWA RECORD BY CONFERENCE

Iowa, in non-conference action, played three teams from the Missouri Valley Conference and two from the Big Sky, along with one from the Atlantic Coast, Atlantic Sun, Big 12, Mid-Eastern Atlantic, Ohio Valley, Southland Sun Belt and Western Athletic. Following is a breakdown of Iowa's record by conference:

Atlantic Coast	0-1	Missouri Valley	1-2
Atlantic Sun	1-0	Ohio Valley	1-0
Big Sky	2-0	Southland	1-0
Big 12	0-1	Sun Belt	0-1
Mid-Eastern Athletic	1-0	Western Athletic	0-1

IOWA SEEKS EIGHTH STRAIGHT

Iowa is seeking its eighth straight winning campaign, which would establish a school record. Iowa's current streak began with a 23-12 record in 2000-01 and includes three seasons of more than 20 wins and six post-season appearances (three NCAA, three NIT).

Iowa also had seven straight winning seasons from 1950 through 1956. Pops Harrison, Bucky O'Connor and Rollie Williams all coached the Hawkeyes during those years. Only a 10-10 record in 1949 kept Iowa from 13 consecutive winning seasons (1944-56).

Iowa is one of four Big Ten teams to post a winning record in each of the last seven seasons, joining Illinois, Michigan State and Wisconsin.

TOP HOME PERCENTAGE

Iowa posted a 44-5 (.896) record in Carver-Hawkeye Arena over the last three seasons (2005-07), a mark that ranks as Iowa's best home court winning percentage over any three year period in which Iowa won at least 40 games.

Iowa's winning percentage in Big Ten home games (20-4, .833) over those seasons is also the schools best percentage since the conference began playing more than 14 league games in 1974.

Following is a ranking of Iowa's best home court record over any three-year period, with a minimum of 40 wins:

Percentage	Record	Years
.898	44-5	2005-07
.875	42-6	1987-89
.872	41-6	2004-06
.854	41-7	1991-93
.851	40-7	1985-87
.837	41-8	1995-97
.816	40-9	1988-90

HAWKEYES SET ARENA RECORD

Iowa set a Carver-Hawkeye Arena (opened in 1983) record with 12 consecutive Big Ten Conference home wins over the course of the 2006 and 2007 seasons. The streak was snapped Jan. 28, 2007 when second-ranked Wisconsin won in Iowa City. Following the loss to Wisconsin the Hawkeyes concluded the season by winning their final four home games, improving to 15-1 in Big Ten games and 31-2 overall over the past two seasons in Carver-Hawkeye Arena.

Iowa's record for consecutive home wins in league play is 14 straight. That mark was set during the 1980-81 and 1981-82 seasons when home games were played at the Iowa Field House.

THE RETURNING CAST

Iowa returns three starters and six lettermen from 2007. The returning starters include senior center Kurt Looby, junior guard Tony Freeman and junior forward Cyrus Tate. Freeman is currently out of action due to injury.

Freeman started 17 of 31 games a year ago. He led the team in assists (3.7) and ranked third in scoring (7.5) and steals (1.1). Looby started 19 games, averaging 3.8 points and 4.6 rebounds. He led Iowa and ranked fourth in the Big Ten in blocked shots (1.7) per game. His 53 blocked shots rank eighth-best for a single season at Iowa.

Tate started 22 games last season, averaging 4.2 points and 4.4 rebounds per game.

Along with the six returning lettermen, Iowa also returns sophomore guard Dan Bohall and sophomore forward David Palmer. Palmer sat out last season as a redshirt transfer. The Hawkeye roster includes three true freshmen.

With the seven returning players who saw action a year ago, Iowa returns 41.1% of its scoring, 55.3% of its rebounding, 44.1% of its assists and 47.7% of its steals. Iowa's returning players shot 45.7% from the field, 40% from three-point range and 66.5% from the free throw line.

IOWA PROGRAM REACHES 1,400 WINS

The Iowa basketball program reached 1,400 wins (now at 1,446) with a 79-46 victory over Texas-San Antonio on Nov. 26, 2005. Iowa ranks 34th on the all-time list for victories and is one of 41 NCAA Division I programs with as many as 1,400 wins. Iowa's basketball history includes 73 winning seasons and 24 years in which the Hawkeyes have won 20 or more games. Iowa (with 22) is one of 31 programs to earn more than 20 invitations into the NCAA Tournament.

THE HAWKEYE ROSTER

The Iowa roster includes 11 players. The squad includes three seniors, three juniors, two sophomores and three freshmen.

Along with Iowa native Dan Bohall, the roster includes two players from Illinois and Indiana and one from Maryland, Missouri, Ohio, Tennessee, Texas and St. John's, Antigua.

BIG TEN SINGLE GAME TICKETS ON SALE

Single game tickets for Iowa's Big Ten Conference home games are now on sale. Tickets may be purchased online at www.hawkeyesports.com, by calling the UI Athletics Ticket office at 1-800-IA-HAWKS, or in person at the Athletics Ticket Office in Carver-Hawkeye Arena.

Home game remain against Purdue (Jan. 16), Penn State (Jan. 26), Ohio State (Feb. 2), Wisconsin (Feb. 6), Michigan (Feb. 14), Northwestern (Feb. 19) and Illinois (Mar. 1 or 2).

SEASON TICKETS ON SALE FOR 2007-08

- Season tickets are available for 2007-08, including general public (\$336), UI faculty and staff (\$272) and UI students (\$95).
- Single game tickets for Big Ten Conference games are now on sale.
- Weekend package tickets for four Big Ten Conference home games are on sale for \$100. The package includes remaining games vs. Penn State (Jan. 26), Ohio State (Feb. 2) and Illinois (Mar. 1-2).
- "Family Four Pack" tickets are available for Iowa's home game Feb. 19 vs. Northwestern. The "Family Four Pack" includes four tickets, four hot dogs and four drinks for a cost of \$65.
- Single game tickets are available for \$20 for all games except Big Ten Conference weekend games and the Wisconsin game. Tickets for those games are \$25. UI students can purchase single game tickets for \$15 on the day of the game, when available.
- Discounted tickets to select home games, earmarked for purchase by groups of 20 or more, are also available for purchase. For information about group ticket packages, fans should call the UI Sports Marketing Office at (319) 335-9431.
- Fans interested in obtaining men's basketball tickets can do so at the UI Athletic Ticket Office, located in Carver-Hawkeye Arena, by calling the ticket office at 1-800-IA-HAWKS or by visiting the UI website at hawkeyesports.com.

BIG TEN TOURNAMENT TICKETS ON SALE

All-session and single session tickets for the 2008 Big Ten Conference men's basketball tournament are currently on sale. Tickets are available at all 11 Big Ten university ticket offices, the Conseco Fieldhouse box office, Ticketmaster outlets at www.ticketmaster.com, or by calling Ticketmaster at (317) 239-5151. The 11th annual Big Ten Tournament will be held March 13-16, 2008 at Conseco Fieldhouse in Indianapolis.

All session tickets are on sale for \$150 or \$275, depending on seat location. Single-session tickets range from \$30 to \$85, based on seat location and session. Orders are limited to 12 all-session tickets or 12 single-session tickets.

IOWA IN TOURNAMENT PLAY

Iowa has fared well while taking part in regular-season tournaments over the past 25 years. In that time Iowa has won the Great Alaska Shootout (1986-87), the Cal-Irvine Anteater Classic (1986-87), the Maui Classic (1987-88), the San Juan Thanksgiving Shootout (1992-93), the San Juan Christmas Shootout (1997-98), the Big Ten Conference Tournament in 2001 and 2006 and its own invitational 24 times.

In addition, Iowa was runner-up in the 1985-86 Far West Classic, the 1987-88 All-College Tournament, the 1988-89 Chaminade Classic, the 1991-92 Tampa Tribune Holiday Invitational, the 1994-95 Rainbow Classic, the 1995-96 Great Alaska Shootout, the 1999-00 Coaches vs. Cancer Classic, the 2001-02 Guardians Classic, the 2005-06 Guardians Classic, the 2002 Big Ten Conference Tournament and the 2004 Maui Invitational.

HAWKEYE SCHEDULE NOTES

- Iowa's schedule includes 19 home games. This marks the third straight season Iowa has opened with an exhibition contest against a member of the Iowa Conference.
- For the first time since 1997, Iowa will host nine Big Ten Conference games, as the league has expanded the schedule to include 18 league games. Iowa does not play at Illinois this season, while Minnesota does not visit Carver-Hawkeye Arena.
- Iowa's Big Ten schedule includes four weekend home dates and five weekday games. Saturday home games remaining include Jan. 26, Feb. 2 and either Saturday or Sunday, March 1 or 2.

IOWA IN LAS VEGAS NEXT SEASON

Iowa will take part in the Las Vegas Invitational during the early portion of the 2008-09 season. The 2008 event will take place Nov. 28-29, 2008 at the Orleans Arena in Las Vegas. Iowa's bracket of opponents in Las Vegas will include Kentucky, Kansas State and West Virginia.

Similar to the South Padre Island Invitational this season, Iowa will have two home games in the event before traveling to Las Vegas for two games. Possible first and second round opponents include Southeast Missouri State, Oakland University, Delaware State and Longwood University.

Kansas defeated eventual national champion Florida in the championship game of the tournament a year ago, while North Carolina and Louisville highlight the field this year.

Participating schools will each have their share of tickets available to sell after this season is completed. The general public will have a chance to purchase a limited number of tickets for the final rounds in Las Vegas beginning Saturday, Nov. 3 at 1 p.m. EST at the Orleans Arena. For ticket information, please contact the Orleans Arena at (702) 284-7777 or on the web at www.orleansarena.com.

NO THREE-POINTERS

Since the three-point shot became part of the college game, Iowa has played 14 games in which it has failed to make a three-point attempt. Iowa had made at least one three-point basket in 53 straight games before missing all five attempts in a 71-61 home win over Purdue in 2004. Iowa's current streak includes at least one three-point basket in 135 straight games.

Following is a list of games in which Iowa did not make a three-point basket (11-3 record). During the 1982-83 season, when the three-point shot was first added, the number of three-point attempts in some games is unavailable.

Date	Opponent	3-pt.	Result
1/7/04	Purdue	0-5	W, 71-61
2/13/02	Penn State	0-9	L, 65-71
12/8/92	Northern Iowa	0-5	W, 64-44
12/6/91	Army	0-8	W, 74-39
12/12/88	Jackson State	0-3	W, 86-71
12/19/87	Iowa State	0-7	L, 100-102
2/10/83	Purdue	0-1	W, 55-46
12/29/82	Seton Hall	0	W, 85-63
12/28/82	James Madison	0	W, 55-47
12/18/82	UCLA	0	L, 66-75
12/11/82	Southern Cal	0	W, 66-55
12/8/82	Marquette	0	W, 87-66
12/3/82	Navy	0	W, 76-65
11/27/82	Brigham Young	0	W, 91-80

POST-SEASON OPPONENTS

Iowa's 2007-08 schedule includes 15 games against teams that advanced to post-season play a year ago. Iowa will play 11 games against six Big Ten opponents that appeared in the 2007 NCAA Tournament, including two games with national runner-up Ohio State. The Hawkeyes have four games against teams that were in the NIT a year ago (Michigan twice, Bradley, Utah State).

IOWA VS. THE FIELD

Iowa posted a 6-10 record while playing 11 teams that advanced to post-season play last season. That included a 4-9 record against eight teams that competed in the NCAA Tournament and a 2-1 record against three teams that were in the NIT.

IOWA IN THE NCAA TOURNAMENT

Iowa made its 22nd appearance in the NCAA Tournament in 2006. Iowa earned the Big Ten Conference's automatic bid by virtue of claiming the league's tournament title.

The Hawkeyes hold an overall record of 27-24 in the tournament, advancing to the Final Four in 1955 (fourth), 1956 (second) and 1980 (fourth). Iowa reached the regional championship in 1987 and lost in the regional semi-final in 1988 and 1999.

IOWA INFORMATION ON THE WEB

Iowa basketball information is available on the University of Iowa's web site, hawkeyesports.com. Once you have entered the web site, you may obtain biographical information on Iowa players and coaches, game notes, game stories and box scores from all games throughout the season, plus team and individual cumulative stats and a pdf version of Iowa's History and Record book.

Members of the media who wish to have this information forwarded via e-mail throughout the season may do so by contacting the Iowa Sports Information office with your e-mail address.

IOWA PHOTOS AVAILABLE

Up-to-date head shots of all Iowa players and coaches are available on the internet at pics.hawkeyebasketball.com. Contact the Iowa Sports Information office if you are in need of additional photos.

COACH LICKLITER WITH THE MEDIA

Following is a list of dates for basketball news conferences with Todd Lickliter. The news conferences will be held at 2 p.m. in the Press Room at Carver-Hawkeye Arena.

Please note the press conference Jan. 14th will begin at 1 p.m. due to the holiday break schedule.

Selected players will be available for interviews following the sessions with Coach Lickliter. Following are the news conference dates:

January	Mon, 14th	Mon, 28th		
February	Mon, 4th	Wed, 13th	Mon, 18th	Mon, 25th
March	Mon, 3rd	Mon, 10th		

IN-SEASON TELE-CONFERENCES

Following is a list of tele-conference dates with Coach Todd Lickliter. Each call will begin at 10:30 a.m. CT.

Please note the tele-conference on Jan. 18th will be held at 11 a.m. due to the winter break schedule.

Members of the media need to contact the UI Sports Information office for the dial in number and other details. Here are the tele-conference dates:

January	Fri, 18th	Fri, 25th		
February	Fri, 1st	Fri, 8th	Fri, 22nd	Fri, 29th

Coach Lickliter will also be available on the Big Ten tele-conference calls, which take place each Monday during the Big Ten season.

BIG TEN TELE-CONFERENCES

The Big Ten Conference office has scheduled tele-conferences with men's basketball coaches each week during the Big Ten portion of the 2007-08 season. The weekly calls run through March 10.

The tele-conferences are held each Monday from 9-11 a.m. CT. The calls will be available for play-back for 24 hours.

Contact the Big Ten office or the Iowa Sports Information office for the tele-conference and play-back phone numbers. Following is the coach's order of appearance:

9:00	Kelvin Sampson, Indiana	10:00	Tom Izzo, Michigan State
9:10	Todd Lickliter, Iowa	10:10	Bo Ryan, Wisconsin
9:20	Tubby Smith, Minnesota	10:20	John Beilein, Michigan
9:30	Bill Carmody, Northwestern	10:30	Thad Matta, Ohio State
9:40	Ed DeChellis, Penn State	10:40	Bruce Weber, Illinois
9:50	Matt Painter, Purdue	10:50	Player of the Week

HIGHLIGHTS AND SOUND BITES ON SATELLITE

Sound bites with coaches and athletes from Iowa's winter sports teams are available each Wednesday throughout the winter.

The video sound bites are available from 3:30-3:45 p.m. CT and include all winter sports, including men's and women's basketball and wrestling. The satellite feeds will conclude on March 5. Contact the Iowa Sports Information office for coordinate information.

HALK TALK WITH TODD LICKLITER

Fans of the University of Iowa basketball program may join Iowa Coach Todd Lickliter and radio announcer Gary Dolphin each week during the season for the "Hawk Talk with Todd Lickliter" radio call-in show. The show takes place each week at Carlos O'Kelly's Mexican Café in Iowa City from 7 to 8:30 p.m. The dates are Jan. 14, 21 and 28; Feb. 4, 11, 18 and 25; and Mar. 3 and 10.

HAWKEYES HIT THE ROAD

Iowa travels to Michigan Jan. 19 (6:05 p.m. CT, BTN) and Indiana Jan. 23 (8:05 p.m. CT, BTN) before returning home to host Penn State Saturday, Jan. 26 (5:05 p.m., BTN).

Big Ten Standings and Results

	Big Ten Games			All Games		
	W	L	PCT	W	L	PCT
Indiana	3	0	1.000	14	1	.933
Wisconsin	3	0	1.000	13	2	.867
Ohio State	3	1	.750	12	4	.750
Michigan State	2	1	.667	14	2	.875
Minnesota	2	1	.667	12	3	.800
Purdue	2	1	.667	11	5	.688
Penn State	2	1	.667	10	5	.667
Iowa	1	3	.250	8	9	.471
Michigan	1	3	.250	5	11	.313
Illinois	0	4	.000	8	9	.471
Northwestern	0	4	.000	5	8	.385

Wednesday, January 2

Indiana at Iowa IND, 79-76
 Wisconsin at Michigan WIS, 70-54
 Penn State at Northwestern PSU, 79-68

Thursday, January 3

Ohio State at Illinois OSU, 74-58

Saturday, January 5

Iowa at Wisconsin WIS, 64-51
 Michigan at Purdue PUR, 65-58
 Minnesota at Michigan State MSU, 65-59

Sunday, January 6

Northwestern at Ohio State OSU, 62-51
 Penn State at Illinois PSU, 68-64

Tuesday, January 8

Indiana at Michigan IND, 78-64
 Purdue at Michigan State MSU, 78-75

Wednesday, January 9

Iowa at Ohio State OSU, 79-48
 Northwestern at Minnesota MINN, 82-63

Thursday, January 10

Illinois at Wisconsin WIS, 70-60

Saturday, January 12

Michigan State at Iowa IOWA, 43-36
 Minnesota at Penn State MINN, 76-73
 Ohio State at Purdue PUR, 75-68
 Michigan at Northwestern MICH, 78-68

Sunday, January 13

Illinois at Indiana IND, 62-58

Tuesday, January 15

Ohio State at Michigan State
 Wisconsin at Penn State

Wednesday, January 16

Purdue at Iowa
 Michigan at Illinois

Thursday, January 17

Indiana at Minnesota

Saturday, January 19

Iowa at Michigan
 Illinois at Purdue
 Ohio State at Tennessee
 Northwestern at Wisconsin

Sunday, January 20

Penn State at Indiana
 Michigan State at Minnesota

Tuesday, January 22

Michigan at Wisconsin
 Illinois at Ohio State

Wednesday, January 23

Iowa at Indiana
 Purdue at Penn State

Thursday, January 24

Michigan State at Northwestern

Saturday, January 26

Penn State at Iowa
 Connecticut at Indiana
 Wisconsin at Purdue
 Minnesota at Ohio State

Sunday, January 27

Michigan at Michigan State
 Northwestern at Illinois

Tuesday, January 29

Ohio State at Penn State

Wednesday, January 30

Iowa at Purdue
 Illinois at Michigan State

Thursday, January 31

Minnesota at Michigan
 Indiana at Wisconsin

Saturday, February 2

Ohio State at Iowa
 Purdue at Illinois
 Michigan State at Penn State

Sunday, February 3

Northwestern at Indiana
 Wisconsin at Minnesota

Tuesday, February 5

Michigan at Ohio State
 Penn State at Purdue

Wednesday, February 6

Wisconsin at Iowa
 Minnesota at Northwestern

Thursday, February 7

Indiana at Illinois

Saturday, February 9

Iowa at Minnesota
 Penn State at Michigan
 Northwestern at Michigan State
 Purdue at Wisconsin

Sunday, February 10

Indiana at Ohio State

Tuesday, February 12

Michigan State at Purdue
 Illinois at Minnesota

Wednesday, February 13

Wisconsin at Indiana
 Ohio State at Northwestern

Thursday, February 14

Michigan at Iowa

Saturday, February 16

Minnesota at Wisconsin
 Purdue at Northwestern
 Illinois at Penn State
 Michigan State at Indiana

Sunday, February 17

Ohio State at Michigan

Tuesday, February 19

Northwestern at Iowa
 Purdue at Indiana

Wednesday, February 20

Penn State at Michigan State
 Wisconsin at Illinois

Thursday, February 21

Michigan at Minnesota

Saturday, February 23

Indiana at Northwestern

Sat.-Sun., Feb. 23-24

Wisconsin at Ohio State
 Illinois at Michigan or
 Iowa at Michigan State

Sunday, February 24

Penn State at Minnesota

Tuesday, February 26

Ohio State at Indiana
 Northwestern at Michigan

Wednesday, February 27

Iowa at Penn State
 Minnesota at Purdue

Thursday, February 28

Michigan State at Wisconsin

Saturday, March 1

Michigan at Penn State
 Northwestern at Purdue

Sat.-Sun., March 1-2

Ohio State at Minnesota
 Illinois at Iowa
 Indiana at Michigan State

Tue.-Thu., March 4-6

Iowa at Northwestern
 Penn State at Wisconsin
 Minnesota at Indiana
 Purdue at Ohio State
 Michigan State at Illinois

Saturday, March 8

Minnesota at Illinois

Sat.-Sun., March 8-9


Purdue at Michigan
 Indiana at Penn State
 Wisconsin at Northwestern

Sunday, March 9

Michigan State at Ohio State

****4 -- J.R. Angle, Guard, 6-7, 200, Junior, Franklin, IN (Indian Creek HS)**

- Seven points, three rebounds and two assists at Wisconsin
- Five points, two rebounds and two assists against Indiana
- Career highs with 10 points, three steals and 23 minutes played in win over Southeastern Louisiana
- Three points against Drake
- Six points and four rebounds at Iowa State
- Three points and a career-high six rebounds in win at Northern Iowa
- Tied a career-high with eight points, four rebounds and career high three assists in win over Eastern Illinois
- Four points vs. Louisiana-Monroe
- Two points and three rebounds vs. Wake Forest
- Six points vs. Utah State
- Three points and three rebounds vs. Bradley
- Five points, three assists and two rebounds in Blowout
- Saw action in 28 of 31 games in 2007, with two starts



Angle, Game-by-Game

Opp.	S	FG	3-PT	FT	O-D-RE	PF	TP	A	T	B	S	M
Idaho State					DNP							
N. Colorado	N	0-2	0-2	0-0	0-0-0	0	0	0	0	0	0	1
FL Gulf Coast					DNP							
MD E. Shore	N	0-0	0-0	0-0	0-0-0	0	0	0	1	0	0	11
Bradley (n)	N	1-1	1-1	0-0	1-2-3	3	3	1	1	0	0	9
Utah St. (n)	N	2-4	2-2	0-1	1-0-1	0	6	0	0	0	0	8
Wake Forest	N	0-0	0-0	2-2	0-3-3	1	2	0	0	0	0	11
LA-Monroe	N	2-4	0-2	0-0	0-1-1	1	4	0	1	0	0	13
E. Illinois	N	2-5	2-4	2-3	2-2-4	2	8	3	2	0	0	19
at Northern IA	Y	1-3	1-3	0-0	1-5-6	1	3	0	3	0	1	21
at Iowa State	Y	2-5	2-4	0-2	0-4-4	4	6	1	0	0	0	25
Drake	N	1-1	1-1	0-0	0-0-0	1	3	0	0	0	0	6
SE Louisiana	N	3-7	3-7	1-2	0-0-0	1	10	2	0	1	3	23
Indiana	N	2-7	1-6	0-0	0-2-2	3	5	2	0	0	0	25
at Wisconsin	N	3-6	1-3	0-0	0-3-3	2	7	2	2	0	0	21
at Ohio State	N	0-4	0-4	0-0	0-0-0	0	0	0	1	0	0	11
Mich. State					DNP							
Purdue												
at Michigan												
at Indiana												
Penn State												
at Purdue												
Ohio State												
Wisconsin												
at Minnesota												
Michigan												
Northwestern												
at Mich. State												
at Penn State												
Illinois												
at Northwestern												
Big Ten Tournament												

Career Bests


Points: 10 vs. Southeastern Louisiana, 12/29/07
 Rebounds: 5 vs. Texas-Pan American, 12/1/06
 FGM: 3, three times, last at Wisconsin, 1/5/08
 FGA: 7, twice, last vs. Indiana, 1/2/08
 FTM: 3 at Michigan State, 2/17/07
 FTA: 4 at Michigan State, 2/17/07
 Assists: 3 vs. Eastern Illinois, 12/1/07
 Steals: 3 vs. Southeastern Louisiana, 12/29/07
 Blocks: 1 vs. Southeastern Louisiana, 12/29/07
 Minutes: 23 vs. Southeastern Louisiana, 12/29/07

Career Statistics

YEAR	G/GS	FG-A	PCT	3-PT	PCT	FT-A	PCT	O-D-RB	AVG	PF-DI	AS	TO	BK	ST	PTS	AVG
Fresh.	11/0	4-11	.364	2-5	.400	0-0	.000	1-5-6	0.5	2-0	1	6	0	0	10	0.9
Soph.	28/2	17-36	.472	4-9	.444	9-10	.900	9-19-28	1.0	31-0	9	9	0	5	47	1.7
Jun.	14/2	19-49	.388	14-39	.359	5-10	.500	5-22-27	1.9	19-0	11	11	1	4	57	4.1
Career	53/4	40-96	.417	20-53	.377	14-20	.700	15-46-61	1.2	52-0	21	26	1	9	114	2.2

15 -- Dan Bohall, Guard, 6-4, 193, Sophomore, Sioux City, IA (East HS)

- Two assists at Ohio State
- Five points vs. Louisiana-Monroe
- Five assists vs. Bradley
- 10 points, two rebounds and five assists in win over Maryland Eastern Shore
- Eight points and four rebounds in win over Florida Gulf Coast
- Career-highs with 14 points and six rebounds in win over Northern Colorado
- Six assists, five points and three rebounds in win over Idaho State in first career start
- Five points and three rebounds in exhibition win over Simpson College
- Nine points, four rebounds and three steals in Blowout
- Co-winner of 2007 Most Improved Award
- Played in 11 games in 2007, averaging 0.4 points and 0.1 rebounds



Bohall, Game-by-Game

Opp.	S	FG	3-PT	FT	O-D-RE	PF	TP	A	T	B	S	M
Idaho State	Y	2-8	1-5	0-0	1-2-3	3	5	6	5	0	0	32
N. Colorado	Y	3-6	1-3	7-8	0-6-6	3	14	1	2	0	0	26
FL Gulf Coast	Y	2-7	1-5	3-4	0-4-4	2	8	4	3	0	2	32
MD E. Shore	Y	2-6	0-3	6-6	1-1-2	0	10	5	0	0	0	30
Bradley (n)	Y	0-2	0-1	0-0	0-1-1	0	0	5	3	0	0	15
Utah St. (n)	Y	1-3	0-2	0-2	1-1-2	3	2	1	1	0	0	17
Wake Forest	Y	0-1	0-1	0-0	0-0-0	3	0	0	1	0	0	10
LA-Monroe	N	2-3	1-2	0-0	0-0-0	4	5	1	3	0	0	12
E. Illinois	N	0-0	0-0	0-0	0-0-0	1	0	1	0	0	0	4
at Northern IA												DNP
at Iowa State												DNP
Drake												DNP
SE Louisiana												DNP
Indiana												DNP
at Wisconsin												DNP
at Ohio State	N	0-1	0-1	0-0	0-0-0	1	0	2	0	0	0	9
Mich. State	N	0-0	0-0	0-0	0-0-0	0	0	0	0	0	0	1
Purdue												
at Michigan												
at Indiana												
Penn State												
at Purdue												
Ohio State												
Wisconsin												
at Minnesota												
Michigan												
Northwestern												
at Mich. State												
at Penn State												
Illinois												
at Northwestern												
Big Ten Tournament												

Career Bests

Points: 14 vs. Northern Colorado, 11/14/07
Rebounds: 6 vs. Northern Colorado, 11/14/07
FGM: 3 vs. Northern Colorado, 11/14/07
FGA: 8 vs. Idaho State, 11/9/07
FTM: 7 vs. Northern Colorado, 11/14/07
FTA: 8 vs. Northern Colorado, 11/14/07
Assists: 6 vs. Idaho State, 11/9/07
Steals: 2 vs. Florida Gulf Coast, 11/18/07
Blocks:
Minutes: 32, twice, last vs. Florida Gulf Coast, 11/18/07

Career Statistics

YEAR	G/GS	FG-A	PCT	3-PT	PCT	FT-A	PCT	O-D-RB	AVG	PF-DI	AS	TO	BK	ST	PTS	AVG
Fresh.	11/0	0-6	.000	0-1	.000	4-10	.400	0-1-1	0.1	3-0	0	1	0	2	4	0.4
Soph.	11/7	12-37	.324	4-23	.174	16-20	.800	3-15-18	1.6	20-0	26	18	0	2	44	4.0
Career	22/7	12-43	.279	4-24	.167	20-30	.667	3-16-19	0.9	23-0	26	19	0	4	48	2.2

50 - - Jarryd Cole, Forward, 6-7, 250, Freshman, Kansas City, MO (Winnetonka HS)

- Will miss the remainder of the 2007-08 season after suffering torn left ACL in win over SE Louisiana
- Four points (2-2 FG's) and for rebounds before suffering injury in win against Southeastern Louisiana
- 12 points (6-6 FG's) and five rebounds against Drake
- Career-highs with 15 points, nine rebounds and 35 minutes played at Iowa State
- Two points and five rebounds in win at Northern Iowa
- 10 points (4-5 FG's) and four rebounds in win over Eastern Illinois
- Four points and seven rebounds while playing 35 minutes vs. Louisiana-Monroe in first start of career
- 14 points and seven rebounds vs. Wake Forest
- 10 points and six rebounds vs. Utah State
- Six points and seven rebounds in win over Maryland Eastern Shore
- Seven points, four rebounds and three steals in win over Florida Gulf Coast
- Five points and four rebounds in exhibition win over Simpson College



Cole, Game-by-Game

Opp.	S	FG	3-PT	FT	O-D-RE	PF	TP	A	T	B	S	M
Idaho State	N	1-1	0-0	0-1	1-0-1	3	2	0	0	0	1	14
N. Colorado	N	0-0	0-0	0-0	0-1-1	3	0	1	2	0	0	11
FL Gulf Coast	N	2-4	0-0	3-8	2-2-4	2	7	0	1	0	3	18
MD E. Shore	N	2-3	0-0	2-3	1-6-7	1	6	0	1	0	0	21
Bradley (n)	N	0-0	0-0	0-0	0-2-2	4	0	0	0	0	0	9
Utah St. (n)	N	3-7	0-1	4-4	2-4-6	2	10	1	0	1	0	25
Wake Forest	N	7-10	0-0	0-1	3-4-7	4	14	0	3	0	1	33
LA-Monroe	Y	1-3	0-0	2-5	2-5-7	4	4	1	5	0	1	35
E. Illinois	Y	4-5	0-0	2-3	3-1-4	3	10	0	2	0	0	29
at Northern IA	Y	1-3	0-0	0-0	3-2-5	5	2	0	2	1	0	19
at Iowa State	Y	7-10	0-0	1-4	7-2-9	2	15	0	1	0	0	35
Drake	Y	6-6	0-0	0-0	2-3-5	3	12	0	4	0	0	32
SE Louisiana	Y	2-2	0-0	0-2	0-4-4	1	4	0	2	0	1	21
Indiana												INJ
at Wisconsin												INJ
at Ohio State												INJ
Mich. State												INJ
Purdue												
at Michigan												
at Indiana												
Penn State												
at Purdue												
Ohio State												
Wisconsin												
at Minnesota												
Michigan												
Northwestern												
at Mich. State												
at Penn State												
Illinois												
at Northwestern												
Big Ten Tournament												

Career Bests

- Points:** 15 at Iowa State, 12/8/07
- Rebounds:** 9 at Iowa State, 12/8/07
- FGM:** 7, twice, last at Iowa State, 12/8/07
- FGA:** 10, twice, last at Iowa State, 12/8/07
- FTM:** 4 vs. Utah State, 11/24/07
- FTA:** 8 vs. Florida Gulf Coast, 11/18/07
- Assists:** 1, three times, last vs. Louisiana-Monroe, 11/30/07
- Steals:** 3 vs. Florida Gulf Coast, 11/18/07
- Blocks:** 1 vs. Northern Iowa, 12/5/07
- Minutes:** 35, twice, last at Iowa State, 12/8/07

Career Statistics

YEAR	G/GS	FG-A	PCT	3-PT	PCT	FT-A	PCT	O-D-RB	AVG	PF-DI	AS	TO	BK	ST	PTS	AVG
Fresh.	13/6	36-54	.667	0-1	.000	14-31	.452	26-36-62	4.8	37-1	3	23	2	7	86	6.6

****11 - - Tony Freeman, Guard, 6-1, 190, Junior, Maywood, IL (St. Joseph's HS)**

- Career-highs with 22 points and four steals, along with two rebounds and three assists, in win over Michigan State
- 21 points, three rebounds and three assists at Ohio State
- Eight points, three rebounds and three assists at Wisconsin
- 12 points and nine assists in a career-high 39 minutes played against Indiana
- 15 points, seven rebounds, four assists and three steals in win over Southeastern Louisiana
- Returned to action against Drake, scoring nine points and grabbing two rebounds
- Did not play at Iowa State due to soreness in left foot
- 15 points (5-7 FG's, 3-3 3pt FG's, 2-2 FT's) and three assists in first action of the 2007-08 season at Northern Iowa
- Suffered a fracture to the fifth metatarsal in his left foot against Simpson College and will miss four to six weeks
- Four points in exhibition win over Simpson College before injury
- 18 points and five assists in Blowout
- Earned 2007 Academic Recognition Award



Freeman, Game-by-Game

Opp.	S	FG	3-PT	FT	O-D-RE	PF	TP	A	T	B	S	M
Idaho State					INJ							
N. Colorado					INJ							
FL Gulf Coast					INJ							
MD E. Shore					INJ							
Bradley (n)					INJ							
Utah St. (n)					INJ							
Wake Forest					INJ							
LA-Monroe					INJ							
E. Illinois					INJ							
at Northern IAN		5-7	3-3	2-2	0-1-1	0	15	3	3	0	0	24
at Iowa State					INJ							
Drake	N	3-14	3-7	0-0	1-1-2	2	9	0	2	0	0	22
SE Louisiana	N	3-8	2-5	7-11	2-5-7	2	15	4	1	0	3	34
Indiana	Y	3-14	2-6	4-8	1-0-1	5	12	9	5	0	0	39
at Wisconsin	Y	3-7	1-5	1-3	0-3-3	2	8	3	3	0	0	28
at Ohio State	Y	9-19	3-10	0-0	1-2-3	2	21	3	3	0	0	38
Mich. State	Y	5-12	5-9	7-9	0-2-2	2	22	3	4	0	4	38
Purdue												
at Michigan												
at Indiana												
Penn State												
at Purdue												
Ohio State												
Wisconsin												
at Minnesota												
Michigan												
Northwestern												
at Mich. State												
at Penn State												
Illinois												
at Northwestern												
Big Ten Tournament												

Career Bests

Points:	22 vs. Michigan State, 1/12/08
Rebounds:	9 vs. Minnesota, 1/13/07
FGM:	9 at Ohio State, 1/9/08
FGA:	19 at Ohio State, 1/9/08
FTM:	8 vs. Purdue, 2/21/07
FTA:	12 vs Purdue, 2/21/07
Assists:	11 vs. The Citadel, 11/13/06
Steals:	4 vs. Michigan State, 1/12/08
Blocks:	1 vs. Purdue, 3/9/07
Minutes:	39 vs. Indiana, 1/2/08

Career Statistics

YEAR	G/GS	FG-A	PCT	3-PT	PCT	FT-A	PCT	O-D-RB	AVG	PF-DI	AS	TO	BK	ST	PTS	AVG
Fresh.	33/4	40-118	.339	21-69	.304	10-16	.625	8-34-42	1.3	42-1	53	55	0	19	111	3.4
Soph.	31/17	76-189	.402	35-99	.354	46-66	.697	14-76-90	2.9	45-0	116	69	1	33	233	7.5
Jun.	7/4	31-81	.383	19-45	.422	21-33	.636	5-14-19	2.7	15-1	25	21	0	7	102	14.6
Career	71/25	147-388	.379	75-213	.352	77-115	.670	27-124-151	2.1	102-2	194	145	1	59	446	6.3

*****53 - - Seth Gorney, Center, 7-0, 245, Senior, Vandalia, OH (Butler HS)**

- Six rebounds and two blocked shots in win over Michigan State
- Five rebounds at Wisconsin
- Seven points, 10 rebounds and tied a career-high with three assists against Indiana
- Two points and five rebounds in win at Northern Iowa
- Four points and four rebounds vs. Louisiana-Monroe
- Eight points (3-4 FG's, 2-2 FT's) vs. Utah State
- Six points, five rebounds and three assists vs. Bradley
- Four points and six rebounds in win over Maryland Eastern Shore
- Career-high 11 rebounds in win over Florida Gulf Coast
- Eight points and four rebounds in win over Northern Colorado
- Three points and three rebounds in win over Idaho State
- Seven rebounds in exhibition win over Simpson College
- Eight points and three rebounds in Blowout
- Played in all 31 games in 2007, with 17 starts
- Averaged 5.5 points and 3.8 rebounds, shooting .575 from the field



Gorney, Game-by-Game

Opp.	S	FG	3-PT	FT	O-D-RE	PF	TP	A	T	B	S	M
Idaho State	Y	1-3	0-0	1-2	0-3-3	3	3	0	1	0	0	18
N. Colorado	Y	4-7	0-0	0-0	1-3-4	1	8	0	2	0	0	22
FL Gulf Coast	Y	1-4	0-0	0-0	2-9-11	1	2	1	0	0	0	22
MD E. Shore	Y	1-3	0-0	2-2	1-5-6	0	4	0	0	0	1	17
Bradley (n)	Y	3-4	0-0	0-0	1-4-5	2	6	3	2	1	0	29
Utah St. (n)	Y	3-4	0-0	2-2	0-2-2	0	8	0	0	0	0	18
Wake Forest	Y	0-0	0-0	0-0	0-0-0	0	0	0	1	0	0	10
LA-Monroe	N	1-3	0-0	2-3	3-1-4	2	4	1	0	0	0	13
E. Illinois	N	0-1	0-0	0-0	0-0-0	1	0	0	0	0	0	10
at Northern IAN	N	1-2	0-1	0-0	0-5-5	2	2	1	1	1	0	20
at Iowa State	N	0-5	0-1	0-0	1-0-1	1	0	0	0	1	0	13
Drake	Y	1-3	0-0	0-0	0-2-2	1	2	1	2	0	0	13
SE Louisiana	N	0-1	0-0	0-0	0-1-1	0	0	0	0	0	0	11
Indiana	Y	2-6	0-0	3-4	3-7-10	4	7	3	1	1	0	30
at Wisconsin	Y	0-3	0-0	0-0	1-4-5	3	0	1	1	1	1	26
at Ohio State	Y	0-1	0-0	1-2	1-2-3	2	1	1	0	0	0	23
Mich. State	Y	0-2	0-0	0-0	0-6-6	2	0	1	0	2	1	31
Purdue												
at Michigan												
at Indiana												
Penn State												
at Purdue												
Ohio State												
Wisconsin												
at Minnesota												
Michigan												
Northwestern												
at Mich. State												
at Penn State												
Illinois												
at Northwestern												
Big Ten Tournament												

Career Bests

- Points:** 12 at Indiana, 1/16/07
Rebounds: 11 vs. Florida Gulf Coast, 11/18/07
FGM: 5, three times, last at Indiana, 1/16/07
FGA: 13 vs. Northern Iowa, 12/5/06
FTM: 3 vs. Indiana, 1/2/08
FTA: 4 vs. Indiana, 1/2/08
Assists: 3, twice, last vs. Indiana, 1/2/08
Steals: 3 vs. The Citadel, 11/13/06
Blocks: 2 at Michigan, 1/31/07
Minutes: 31 vs. Michigan State, 1/12/08

Career Statistics

YEAR	G/GS	FG-A	PCT	3-PT	PCT	FT-A	PCT	O-D-RB	AVG	PF-DI	AS	TO	BK	ST	PTS	AVG
Fresh.	21/0	5-7	.714	0-0	.000	4-7	.571	8-14-22	1.0	15-0	3	5	1	5	14	0.7
Soph.	22/0	13-21	.619	0-0	.000	1-2	.500	5-17-22	1.0	13-0	3	5	2	1	27	1.2
Jun.	31/17	77-134	.575	0-2	.000	16-22	.727	43-75-118	3.8	72-0	15	22	7	14	170	5.5
Sen.	17/12	18-52	.346	0-2	.000	11-15	.733	14-54-68	4.0	25-0	13	11	7	3	47	2.8
Career	91/29	113-214	.528	0-4	.000	32-46	.696	70-160-230	2.5	125-0	34	43	17	23	258	2.8

**24 - - Justin Johnson, Guard, 6-6, 190, Senior, Tyler, TX (Tyler CC)*

- Six rebounds and two assists in win over Michigan State
- Nine points, seven rebounds and two assists at Ohio State
- 13 points (3-5 3 PT FG's) and four rebounds at Wisconsin
- Career-high 29 points (10-15 FG's, 8-13 3 PT FG's), six rebounds, three assists and tied a career-high with three blocks against Indiana
- 10 points, four rebounds, four assists and two steals in win over Southeastern Louisiana
- Eight points, four rebounds and three assists against Drake
- Nine points and five rebounds at Iowa State
- 13 points and four rebounds in win at Northern Iowa
- Named to Hawkeye Challenge all-tournament team
- 25 points (7-10 3pt FG's) in win over Eastern Illinois
- First career double-double with 26 points and 10 rebounds vs. Louisiana-Monroe
- Eight points, seven rebounds and two assists vs. Wake Forest
- Named to all-tournament team at South Padre Island Inv.
- 14 points and two steals vs. Utah State
- 16 points and five rebounds vs. Bradley
- 19 points and three rebounds in win over MD Eastern Shore
- 19 points, seven rebounds and three assists vs. Fla. Gulf Coast
- Career-high 21 points in win over Idaho State, along with four rebounds and two blocked shots
- Eight treys vs. Indiana ranks as second best single-game total at Iowa
- 16 points and five rebounds in exhibition win over Simpson
- 17 points, five steals and two assists in Blowout
- Played in all 31 games in 2007, with seven starts, averaging 5.4 points and 2.3 rebounds



Johnson, Game-by-Game

Opp.	S	FG	3-PT	FT	O-D-RE	PF	TP	A	T	B	S	M
Idaho State	Y	7-14	7-12	0-0	0-4-4	2	21	1	3	2	1	35
N. Colorado	Y	1-5	1-3	0-0	0-3-3	0	3	4	3	1	0	34
FL Gulf Coast	Y	7-17	2-9	3-5	3-4-7	1	19	3	4	1	3	36
MD E. Shore	Y	5-13	4-12	5-7	1-2-3	3	19	1	1	2	1	36
Bradley (n)	Y	6-12	4-9	0-1	1-4-5	0	16	1	2	0	1	37
Utah St. (n)	Y	5-16	2-11	2-2	0-1-1	1	14	1	0	0	2	34
Wake Forest	Y	3-15	0-5	2-3	3-4-7	4	8	2	3	0	0	32
LA-Monroe	Y	8-18	6-15	4-7	2-8-10	1	26	1	3	0	0	42
E. Illinois	Y	9-13	7-10	0-0	1-4-5	1	25	1	1	0	1	35
at Northern IA	Y	5-10	3-5	0-0	2-2-4	1	13	2	5	0	1	38
at Iowa State	Y	3-15	3-12	0-0	1-4-5	3	9	0	3	0	0	34
Drake	Y	3-9	2-8	0-0	1-3-4	3	8	3	3	2	0	36
SE Louisiana	Y	3-10	2-7	2-2	1-3-4	4	10	4	1	1	2	35
Indiana	Y	10-15	8-13	1-1	1-5-6	2	29	3	2	3	1	37
at Wisconsin	Y	4-8	3-5	2-2	1-3-4	5	13	0	1	0	0	31
at Ohio State	Y	3-13	3-13	0-0	0-7-7	0	9	2	4	1	0	38
Mich. State	Y	1-11	0-7	0-0	2-4-6	2	2	2	0	1	0	34
Purdue												
at Michigan												
at Indiana												
Penn State												
at Purdue												
Ohio State												
Wisconsin												
at Minnesota												
Michigan												
Northwestern												
at Mich. State												
at Penn State												
Illinois												
at Northwestern												
Big Ten Tournament												

Career Bests


Points: 29 vs. Indiana, 1/2/08
Rebounds: 10 vs. Louisiana-Monroe, 11/30/07
FGM: 10 vs. Indiana, 1/2/08
FGA: 18 vs. Louisiana-Monroe, 11/30/07
FTM: 6 vs. Texas Southern, 12/23/06
FTA: 7, twice, last vs. Louisiana-Monroe, 11/30/07
Assists: 4, five times, last vs. SE Louisiana, 12/29/07
Steals: 3 vs. Florida Gulf Coast, 11/18/07
Blocks: 3, twice, last vs. Indiana, 1/2/08
Minutes: 42 vs. Louisiana-Monroe, 11/30/07

Career Statistics

YEAR	G/GS	FG-A	PCT	3-PT	PCT	FT-A	PCT	O-D-RB	AVG	PF-DI	AS	TO	BK	ST	PTS	AVG
Jun.	31/7	54-140	.386	45-99	.455	15-21	.714	17-53-70	2.3	35-0	33	31	13	11	168	5.4
Sen.	17/17	83-214	.388	57-156	.365	21-30	.700	20-65-85	5.0	33-1	31	39	14	13	244	14.4
Career	48/24	137-354	.387	102-255	.400	36-51	.706	37-118-155	3.2	68-1	64	70	27	24	412	8.6

32 - - Jake Kelly, Guard, 6-6, 180, Freshman, Carmel, IN (Carmel HS)

- Four rebounds in win over Michigan State
- Three points and three assists at Wisconsin
- Played five minutes against Indiana before suffering sprained ankle
- Six points, three assists and two steals in win over Southeastern Louisiana
- Eight points against Drake
- 13 points (4-4 FT's), tied a career-high with five rebounds and five assists at Iowa State
- Career-high 19 points (4-4 FT's) along with three rebounds and two steals in win at Northern Iowa
- Three points, two rebounds and four assists in win over Eastern Illinois
- Career-high six assists vs. Louisiana-Monroe
- Nine points, two points and two assists vs. Wake Forest
- Eight points, three rebounds and two assists vs. Utah State
- 11 points, four rebounds and three assists vs. Bradley
- Eight points, five rebounds, three assists, three steals and two blocks in win over Maryland Eastern Shore
- 10 points in exhibition win over Simpson College
- Seven assists, six rebounds and four points in Blowout
- Averaged 13.7 points and 2.9 rebounds in 21 games as a senior, helping team post 14-7 overall record



Kelly, Game-by-Game

Opp.	S	FG	3-PT	FT	O-D-RE	PF	TP	A	T	B	S	M
Idaho State	N	2-4	0-1	0-1	0-4-4	2	4	1	1	0	0	15
N. Colorado	N	1-6	0-1	1-2	0-0-0	1	3	0	1	0	2	23
FL Gulf Coast	N	1-2	1-1	0-0	0-2-2	1	3	1	1	0	0	18
MD E. Shore	N	2-6	1-1	3-4	2-3-5	3	8	3	4	2	3	20
Bradley (n)	N	4-7	2-3	1-2	1-3-4	1	11	3	1	0	2	22
Utah St. (n)	N	2-4	1-2	3-3	1-2-3	4	8	2	3	0	0	34
Wake Forest	N	4-8	1-4	0-0	0-2-2	5	9	2	1	0	0	27
LA-Monroe	Y	1-4	0-0	0-0	1-1-2	5	2	6	4	0	1	32
E. Illinois	Y	1-9	1-4	0-0	0-2-2	1	3	4	3	0	0	27
at Northern IA	Y	6-13	3-5	4-4	1-2-3	2	19	1	1	0	2	38
at Iowa State	Y	4-9	1-2	4-4	0-5-5	4	13	5	3	0	0	35
Drake	Y	3-6	2-2	0-0	1-0-1	4	8	1	0	1	0	29
SE Louisiana	Y	1-7	0-1	4-6	0-1-1	2	6	3	1	0	2	37
Indiana	Y	0-0	0-0	0-0	0-1-1	0	0	0	0	0	0	5
at Wisconsin	Y	1-3	1-1	0-0	0-1-1	5	3	3	0	0	0	27
at Ohio State	Y	0-6	0-3	0-0	0-1-1	3	0	0	3	1	0	25
Mich. State	Y	0-5	0-3	1-2	1-3-4	0	1	0	2	0	0	34
Purdue												
at Michigan												
at Indiana												
Penn State												
at Purdue												
Ohio State												
Wisconsin												
at Minnesota												
Michigan												
Northwestern												
at Mich. State												
at Penn State												
Illinois												
at Northwestern												
Big Ten Tournament												

Career Bests

- Points:** 19 vs. Northern Iowa, 12/5/07
Rebounds: 5, twice, last at Iowa State, 12/8/07
FGM: 6 vs. Northern Iowa, 12/5/07
FGA: 13 vs. Northern Iowa, 12/5/07
FTM: 4, twice, last at Iowa State, 12/8/07
FTA: 4, twice, last at Iowa State, 12/8/07
Assists: 6 vs. Louisiana-Monroe, 11/30/07
Steals: 3 vs. Maryland Eastern Shore, 11/20/07
Blocks: 2 vs. Maryland Eastern Shore, 11/20/07
Minutes: 38 vs. Northern Iowa, 12/5/07

Career Statistics

YEAR	G/GS	FG-A	PCT	3-PT	PCT	FT-A	PCT	O-D-RB	AVG	PF-DI	AS	TO	BK	ST	PTS	AVG
Fresh.	17/10	33-99	.333	14-34	.412	21-28	.750	8-33-41	2.4	43-3	35	29	4	12	101	5.9

**52 -- Kurt Looby, Forward/Center, 6-10, 210, Senior, St. John's, Antigua (Tyler, TX CC)*

- Nine points and eight rebounds in win over Michigan State
- Seven points, four rebounds and two blocks at Ohio State
- Four points and two rebounds at Wisconsin
- Nine points, four rebounds and two blocks against Indiana
- Two points, seven rebounds, career-high three assists and two steals against Drake
- Seven rebounds in win at Northern Iowa
- Six points (3-3 FG's), eight rebounds and two steals in win over Eastern Illinois
- Nine points (4-4 FG's) and 12 rebounds (six offensive) vs. Louisiana-Monroe
- 10 rebounds and three blocks vs. Wake Forest
- 10 points, eight rebounds and two blocks vs. Utah State
- 12 points and eight rebounds vs. Bradley
- Seven points, five rebounds and tied a career-high with five blocks in win over Maryland Eastern Shore
- Eight points and five rebounds in win over Florida Gulf Coast
- Eight points and five rebounds in win over Florida Gulf Coast
- Four points, seven rebounds, four blocks and career-high four steals in win over Northern Colorado
- 10 rebounds, six points and two blocked shots in win over Idaho State
- 12 points, nine rebounds and two blocks shots in Blowout
- Ranks eighth in single-season blocked shots with 53 in 2007



Looby, Game-by-Game

Opp.	S	FG	3-PT	FT	O-D-RE	PF	TP	A	T	B	S	M
Idaho State	Y	3-5	0-0	0-1	4-6-10	2	6	0	3	2	0	30
N. Colorado	Y	1-1	0-0	2-2	1-6-7	2	4	2	2	4	4	28
FL Gulf Coast	Y	4-5	0-0	0-0	1-4-5	2	8	0	1	1	0	24
MD E. Shore	Y	3-3	0-0	1-2	0-5-5	0	7	0	2	5	0	24
Bradley (n)	Y	5-8	0-0	2-4	5-3-8	1	12	1	1	1	0	27
Utah St. (n)	Y	5-6	0-0	0-0	3-5-8	2	10	2	0	2	1	33
Wake Forest	Y	0-1	0-0	0-1	2-8-10	1	0	0	3	3	1	16
LA-Monroe	Y	4-4	0-0	1-4	6-6-12	2	9	1	3	0	1	29
E. Illinois	Y	3-3	0-0	0-0	1-7-8	5	6	1	2	1	2	25
at Northern IA	Y	0-1	0-0	0-0	3-4-7	3	0	1	1	0	0	19
at Iowa State	Y	0-1	0-0	0-0	1-3-4	3	0	0	0	0	1	17
Drake	N	1-5	0-0	0-0	1-6-7	2	2	3	0	0	2	24
SE Louisiana	Y	1-2	0-0	0-0	0-1-1	1	2	0	2	2	0	9
Indiana	N	3-4	0-0	3-5	0-4-4	1	9	0	1	2	0	10
at Wisconsin	N	2-3	0-0	0-1	0-2-2	2	4	0	0	1	0	9
at Ohio State	N	3-4	0-0	1-2	4-0-4	0	7	1	0	2	0	22
Mich. State	N	3-5	0-0	3-6	3-5-8	1	9	1	0	0	0	22
Purdue												
at Michigan												
at Indiana												
Penn State												
at Purdue												
Ohio State												
Wisconsin												
at Minnesota												
Michigan												
Northwestern												
at Mich. State												
at Penn State												
Illinois												
at Northwestern												
Big Ten Tournament												

Career Bests


- Points:** 13, twice, last vs. Villanova, 11/20/06
- Rebounds:** 14 vs. The Citadel, 11/13/06
- FGM:** 5, three times, last vs. Utah State, 11/24/07
- FGA:** 9 vs. Toledo, 11/17/06
- FTM:** 7 vs. Villanova, 11/20/06
- FTA:** 8 vs. Villanova, 11/20/06
- Assists:** 3 vs. Drake, 12/14/07
- Steals:** 4 vs. Northern Colorado, 11/14/07
- Blocks:** 5, four times, last vs. Maryland Eastern Shore, 11/20/07
- Minutes:** 33 vs. Utah State, 11/24/07

Career Statistics

YEAR	G/GS	FG-A	PCT	3-PT	PCT	FT-A	PCT	O-D-RB	AVG	PF-DI	AS	TO	BK	ST	PTS	AVG
Jun.	31/19	45-84	.536	0-0	.000	28-48	.583	56-87-143	4.6	98-5	13	19	53	19	118	3.8
Sen.	17/12	41-61	.672	0-0	.000	13-28	.464	37-73-110	6.5	30-1	13	21	27	11	95	5.6
Career	48/31	86-145	.593	0-0	.000	41-76	.539	93-160-253	5.3	128-6	26	40	80	30	213	4.4

2 - - David Palmer, Center, 6-9, 240, Sophomore, Antioch, TN (Oak Hill Academy)

- Two rebounds against Indiana
- Three points in win over Eastern Illinois
- Seven points vs. Wake Forest
- Three points vs. Bradley
- Three rebounds in exhibition win over Simpson College
- Eight rebounds and two assists in Blow-out
- Sat out 2006-07 season as a redshirt after transferring from Seton Hall
- Six rebounds, two points and two blocked shots in Black and Gold Blowout
- Played his freshman season at Seton Hall, seeing action in 27 games



Palmer, Game-by-Game

Opp.	S	FG	3-PT	FT	O-D-RE	PF	TP	A	T	B	S	M
Idaho State					DNP							
N. Colorado	N	0-0	0-0	0-0	0-0-0	1	0	0	1	0	0	1
FL Gulf Coast					DNP							
MD E. Shore	N	0-0	0-0	0-0	1-0-1	0	0	0	0	0	0	5
Bradley (n)	N	1-3	1-2	0-0	0-0-0	1	3	0	1	0	0	7
Utah St. (n)	N	0-1	0-0	0-0	0-0-0	1	0	0	0	0	0	4
Wake Forest	N	2-3	1-1	2-4	1-0-1	1	7	0	1	0	1	6
LA-Monroe	N	0-0	0-0	0-0	0-0-0	0	0	0	0	0	0	3
E. Illinois	N	1-4	0-1	1-1	0-1-1	0	3	0	0	0	1	6
at Northern IAN		0-0	0-0	0-0	0-0-0	1	0	0	0	0	0	1
at Iowa State	N	0-1	0-1	0-0	0-0-0	2	0	0	1	0	0	1
Drake	N	0-0	0-0	0-0	0-1-1	1	0	0	1	0	0	3
SE Louisiana	N	0-1	0-0	0-0	0-1-1	1	0	0	1	0	0	4
Indiana	N	0-0	0-0	0-0	0-2-2	3	0	0	0	0	0	1
at Wisconsin					DNP							
at Ohio State					DNP							
Mich. State					DNP							
Purdue												
at Michigan												
at Indiana												
Penn State												
at Purdue												
Ohio State												
Wisconsin												
at Minnesota												
Michigan												
Northwestern												
at Mich. State												
at Penn State												
Illinois												
at Northwestern												
Big Ten Tournament												

Career Bests

Points: 11 vs. Morgan State, 12/29/05
Rebounds: 7 vs. Morgan State, 12/29/05
FGM: 5 vs. Morgan State, 12/29/05
FGA: 10 vs. Monmouth, 12/8/05
FTM: 2, three times, last vs. Wake Forest, 11/26/07
FTA: 4, twice, last vs. Wake Forest, 11/26/07
Assists: 1, three times, last vs. South Florida, 2/8/06
Steals: 1, seven times, last vs. Eastern Illinois, 12/1/07
Blocks: 1, three times, last vs. South Florida, 1/20/06
Minutes: 21 vs. Monmouth, 12/8/05


Career Statistics

YEAR	G/GS	FG-A	PCT	3-PT	PCT	FT-A	PCT	O-D-RB	AVG	PF-DI	AS	TO	BK	ST	PTS	AVG
*Fresh.	27/0	35-77	.455	0-1	.000	10-17	.588	25-28-53	2.0	52-0	3	10	5	5	80	3.0
Soph.	12/0	4-13	.308	2-5	.400	3-5	.600	2-5-7	0.6	12-0	0	6	0	2	13	1.1
Career	39/0	39-90	.433	2-6	.333	13-22	.591	27-33-60	1.5	64-0	3	16	5	7	93	2.4

* - 2005-06 at Seton Hall

30 - - Jeff Peterson, Guard, 6-0, 185, Freshman, Hyattsville, MD (DeMatha Catholic HS)

- Eight points, two rebounds and two assists at Wisconsin
- Six points, two rebounds and four assists against Indiana
- Seven points, tied a career-high with five rebounds and five assists against Drake
- Four points and tied career-highs with five rebounds and two steals at Iowa State
- Did not play at Northern Iowa due to death in the family
- Nine points, career-high five rebounds and three assists vs. Louisiana-Monroe
- Five points, three rebounds and seven assists vs. Wake Forest
- Four points and five assists vs. Utah State
- Nine points and four assists in win over Florida Gulf Coast
- Career-high 20 points, two rebounds, two assists and two steals in win over Northern Colorado
- 12 points, nine assists, four rebounds and two steals in in over Idaho State in first college game
- 11 points, four rebounds and four assists in Blowout
- Averaged 13.9 points, 7.7 assists, 3.4 rebounds and 1.8 steals per game as a senior, shooting 43% from three-point range and 79% from the free throw line



Peterson, Game-by-Game

Opp.	S	FG	3-PT	FT	O-D-RE	PF	TP	A	T	B	S	M
Idaho State	Y	3-9	2-3	4-4	0-4-4	0	12	9	0	0	2	38
N. Colorado	Y	7-10	1-2	5-9	0-2-2	3	20	2	6	0	2	36
FL Gulf Coast	Y	7-17	2-9	3-5	3-4-7	1	19	3	4	1	3	36
MD E. Shore	Y	0-3	0-0	2-2	0-1-1	5	2	1	2	0	0	23
Bradley (n)	Y	2-10	1-5	0-0	0-0-0	2	5	3	4	0	0	40
Utah St. (n)	Y	1-6	0-2	2-2	1-0-1	5	4	5	3	0	0	26
Wake Forest	Y	2-9	0-4	1-7	0-3-3	3	5	7	7	0	1	40
LA-Monroe	Y	2-6	2-3	3-4	1-4-5	3	9	3	8	0	1	38
E. Illinois	Y	1-6	0-3	0-0	0-2-2	0	2	2	3	0	1	36
at Northern IA					DNP							
at Iowa State	N	2-10	0-1	0-0	1-4-5	2	4	2	3	0	2	32
Drake	Y	3-6	1-3	0-0	1-4-5	4	7	5	3	0	1	31
SE Louisiana	Y	0-2	0-1	0-0	0-1-1	1	0	0	2	0	1	12
Indiana	N	2-9	0-2	2-2	0-2-2	3	6	4	2	0	1	33
at Wisconsin	N	3-7	0-3	2-3	0-2-2	4	8	2	5	0	1	25
at Ohio State	N	0-3	0-2	0-0	1-1-2	1	0	0	2	0	1	8
Mich. State	N	0-2	0-2	0-0	0-1-1	1	0	2	2	0	0	12
Purdue												
at Michigan												
at Indiana												
Penn State												
at Purdue												
Ohio State												
Wisconsin												
at Minnesota												
Michigan												
Northwestern												
at Mich. State												
at Penn State												
Illinois												
at Northwestern												
Big Ten Tournament												

Career Bests

- Points:** 20 vs. Northern Colorado, 11/14/07
Rebounds: 5, three times, last vs. Drake, 12/14/07
FGM: 7 vs. Northern Colorado, 11/14/07
FGA: 10, twice, last vs. Bradley, 11/23/07
FTM: 4 vs. Northern Colorado, 11/14/07
FTA: 9 vs. Northern Colorado, 11/14/07
Assists: 9 vs. Idaho State, 11/9/07
Steals: 2, three times, last at Iowa State, 12/8/07
Blocks:
Minutes: 40, twice, last vs. Wake Forest, 11/26/07

Career Statistics

YEAR	G/GS	FG-A	PCT	3-PT	PCT	FT-A	PCT	O-D-RB	AVG	PF-DI	AS	TO	BK	ST	PTS	AVG
Fresh.	16/11	31-102	.304	7-37	.189	24-37	.649	5-31-36	2.3	40-2	51	58	0	15	93	5.8

**44 - - Cyrus Tate, Forward, 6-8, 240, Junior, Chicago, IL (Northeast, NE CC)*

- Nine points, seven rebounds and two steals in win over Michigan State
- 10 points (4-5 FG's, 2-3 FT's) and six rebounds at Ohio State
- Eight points and eight rebounds at Wisconsin
- Eight points (3-3 FG's) and seven rebounds against Indiana
- 10 points (3-3 FGs) and six rebounds in win over Southeastern Louisiana
- Eight points and four rebounds in win at Northern Iowa
- Four points vs. Louisiana-Monroe
- Did not play vs. Utah State due to injury
- Played just five minutes vs. Bradley due to injury
- Nine points, two rebounds and two assists in win over Maryland Eastern Shore
- Six points and two rebounds in win over Florida Gulf Coast
- Seven points, three rebounds and two steals in win over Northern Colorado
- Five points, eight rebounds and two steals in win over Idaho State
- Four points, six rebounds and three blocks in exhibition win over Simpson College
- Played in all 31 games in 2007, with 22 starts, averaging 4.2 points and 4.4 rebounds per game



Tate, Game-by-Game

Opp.	S	FG	3-PT	FT	O-D-RE	PF	TP	A	T	B	S	M
Idaho State	N	2-2	0-0	1-1	1-7-8	2	5	0	2	0	2	18
N. Colorado	N	2-3	0-0	3-4	1-2-3	3	7	0	3	0	2	18
FL Gulf Coast	N	3-5	0-0	0-1	0-2-2	3	6	1	4	0	0	17
MD E. Shore	N	2-3	0-0	5-6	0-2-2	4	9	2	3	1	0	13
Bradley (n)	N	0-2	0-0	0-0	1-0-1	1	0	0	2	0	0	5
Utah St. (n)					INJ							
Wake Forest	N	1-3	0-0	0-0	0-2-2	1	2	0	1	0	0	15
LA-Monroe	N	1-3	0-0	2-3	0-0-0	0	4	0	1	0	0	8
E. Illinois	N	0-0	0-0	0-0	0-1-1	2	0	1	3	1	0	9
at Northern IAN	N	3-5	0-0	2-3	2-2-4	5	8	0	2	0	0	20
at Iowa State	N	0-0	0-0	0-0	0-0-0	1	0	0	1	0	0	8
Drake	N	0-0	0-0	0-0	0-0-0	0	0	0	1	0	0	4
SE Louisiana	N	3-3	0-0	4-7	1-5-6	5	10	0	3	0	0	14
Indiana	Y	3-3	0-0	2-5	4-3-7	2	8	0	1	0	0	20
at Wisconsin	Y	3-8	0-0	2-6	3-5-8	4	8	1	1	2	0	33
at Ohio State	Y	4-5	0-0	2-3	2-4-6	4	10	0	1	0	0	26
Mich. State												
Purdue												
at Michigan												
at Indiana												
Penn State												
at Purdue												
Ohio State												
Wisconsin												
at Minnesota												
Michigan												
Northwestern												
at Mich. State												
at Penn State												
Illinois												
at Northwestern												
Big Ten Tournament												

Career Bests

- Points:** 14 vs. Michigan State, 1/4/07
- Rebounds:** 10, twice, last vs. Purdue, 2/21/07
- FGM:** 6 vs. The Citadel, 11/13/06
- FGA:** 8, twice, last vs. Wisconsin, 1/28/07
- FTM:** 5, four times, last vs. Michigan State, 1/12/08
- FTA:** 12 vs. Michigan State, 1/12/08
- Assists:** 2, four times, last vs. Maryland Eastern Shore, 11/20/07
- Steals:** 3 vs. Purdue, 2/21/07
- Blocks:** 1, nine times, last vs. Eastern Illinois, 12/1/07
- Minutes:** 35 vs. Wisconsin, 1/28/07

Career Statistics

YEAR	G/GS	FG-A	PCT	3-PT	PCT	FT-A	PCT	O-D-RB	AVG	PF-DI	AS	TO	BK	ST	PTS	AVG
Soph.	31/22	48-104	.462	0-0	.000	35-53	.660	47-88-135	4.4	93-4	13	42	8	17	131	4.2
Jun.	16/4	29-48	.604	0-0	.000	28-51	.549	18-39-57	3.6	39-2	5	29	4	6	86	5.4
Career	47/26	77-152	.507	0-0	.000	63-104	.606	65-127-192	4.1	132-6	18	71	12	23	217	4.6

Iowa Hawkeyes
Iowa Hawkeyes Combined Team Statistics (as of Jan 12, 2008)
All games

RECORD:	OVERALL	HOME	AWAY	NEUTRAL
ALL GAMES.....	(8-9)	(7-4)	(1-3)	(0-2)
CONFERENCE.....	(1-3)	(1-1)	(0-2)	(0-0)
NON-CONFERENCE.....	(7-6)	(6-3)	(1-1)	(0-2)

## Player	GP-GS	Min--Avg	---TOTAL---		---3-PTS---		FT-FTA	Pct	----REBOUNDS----				PF	FO	A	TO	Blk	Stl	Pts	Avg
			FG-FGA	Pct	3FG-FGA	Pct			Off	Def	Tot	Avg								
11 Freeman, Tony.....	7-4	223 31.9	31-81	.383	19-45	.422	21-33	.636	5	14	19	2.7	15	1	25	21	0	7	102	14.6
24 Johnson, Justin....	17-17	604 35.5	83-214	.388	57-156	.365	21-30	.700	20	65	85	5.0	33	1	31	39	14	13	244	14.4
50 Cole, Jarryd.....	13-6	302 23.2	36-54	.667	0-1	.000	14-31	.452	26	36	62	4.8	37	1	3	23	2	7	86	6.6
32 Kelly, Jake.....	17-10	448 26.4	33-99	.333	14-34	.412	21-28	.750	8	33	41	2.4	43	3	35	29	4	12	101	5.9
30 Peterson, Jeff.....	16-11	463 28.9	31-102	.304	7-37	.189	24-37	.649	5	31	36	2.3	40	2	51	58	0	15	93	5.8
52 Looby, Kurt.....	17-12	368 21.6	41-61	.672	0-0	.000	13-28	.464	37	73	110	6.5	30	1	13	21	27	11	95	5.6
44 Tate, Cyrus.....	16-4	256 16.0	29-48	.604	0-0	.000	28-51	.549	18	39	57	3.6	39	2	5	29	4	6	86	5.4
04 Angle, J.R.....	14-2	204 14.6	19-49	.388	14-39	.359	5-10	.500	5	22	27	1.9	19	0	11	11	1	4	57	4.1
15 Bohall, Dan.....	11-7	188 17.1	12-37	.324	4-23	.174	16-20	.800	3	15	18	1.6	20	0	26	18	0	2	44	4.0
53 Gorney, Seth.....	17-12	326 19.2	18-52	.346	0-2	.000	11-15	.733	14	54	68	4.0	25	0	13	11	7	3	47	2.8
02 Palmer, David.....	12-0	43 3.6	4-13	.308	2-5	.400	3-5	.600	2	5	7	0.6	12	0	0	6	0	2	13	1.1
TEAM.....										23	34	57	3.4	0		9				

Total.....	17	3425	337-810	.416	117-342	.342	177-288	.615	166	421	587	34.5	313	11	213	275	59	82	968	56.9
Opponents.....	17	3425	344-869	.396	97-307	.316	192-297	.646	171	372	543	31.9	299	8	209	212	36	138	977	57.5

TEAM STATISTICS	IOWA	OPP	DATE	OPPONENT	W/L	SCORE	ATTEND

SCORING.....	968	977	11/09/07	IDAHO STATE	W	58-43	10201
Points per game.....	56.9	57.5	11/14/07	NORTHERN COLORADO	W	59-47	8483
Scoring margin.....	-0.5	-	%11/18/07	FLORIDA GULF COAST	W	62-49	9183
FIELD GOALS-ATT.....	337-810	344-869	%11/20/07	MD EASTERN SHORE	W	65-48	8583
Field goal pct.....	.416	.396	@11/23/07	vs Bradley	L	56-67	850
3 POINT FG-ATT.....	117-342	97-307	@11/24/07	vs Utah State	L	62-75	900
3-point FG pct.....	.342	.316	11/26/07	WAKE FOREST	L	47-56	9120
3-pt FG made per game..	6.9	5.7	+11/30/07	LOUISIANA-MONROE	LOT	67-72	9158
FREE THROWS-ATT.....	177-288	192-297	+12/01/07	EASTERN ILLINOIS	W	57-45	9107
Free throw pct.....	.615	.646	12/05/07	at Northern Iowa	W	62-55	7043
REBOUNDS.....	587	543	12/08/07	at Iowa State	L	47-56	14376
Rebounds per game.....	34.5	31.9	12/14/07	DRAKE	L	51-56	9863
Rebounding margin.....	+2.6	-	12/29/07	SE LOUISIANA	W	57-50	10806
ASSISTS.....	213	209	*01/02/08	INDIANA	L	76-79	9890
Assists per game.....	12.5	12.3	*01/05/08	at Wisconsin	L	51-64	17190
TURNOVERS.....	275	212	*01/09/08	at Ohio State	L	48-79	18473
Turnovers per game....	16.2	12.5	*01/12/08	MICHIGAN STATE	W	43-36	13044
Turnover margin.....	-3.7	-					
Assist/turnover ratio..	0.8	1.0					
STEALS.....	82	138					
Steals per game.....	4.8	8.1					
BLOCKS.....	59	36					
Blocks per game.....	3.5	2.1					
WINNING STREAK.....	1	-					
Home win streak.....	1	-					
ATTENDANCE.....	107438	58832					
Home games-Avg/Game....	11-9767	4-14270					
Neutral site-Avg/Game..	-	2-875					

SCORE BY PERIODS:	1st	2nd	OT	Total

Iowa Hawkeyes.....	426	530	12	- 968
Opponents.....	466	494	17	- 977

Iowa Hawkeyes
Iowa Hawkeyes Combined Team Statistics (as of Jan 12, 2008)
Conference games

RECORD:	OVERALL	HOME	AWAY	NEUTRAL
ALL GAMES.....	(1-3)	(1-1)	(0-2)	(0-0)
CONFERENCE.....	(1-3)	(1-1)	(0-2)	(0-0)
NON-CONFERENCE.....	(0-0)	(0-0)	(0-0)	(0-0)

## Player	GP-GS	Min--Avg	---TOTAL---		---3-PTS---		FT-FTA	Pct	----REBOUNDS----				PF	FO	A	TO	Blk	Stl	Pts	Avg
			FG-FGA	Pct	3FG-FGA	Pct			Off	Def	Tot	Avg								
11 Freeman, Tony.....	4-4	143 35.8	20-52	.385	11-30	.367	12-20	.600	2	7	9	2.3	11	1	18	15	0	4	63	15.8
24 Johnson, Justin....	4-4	140 35.0	18-47	.383	14-38	.368	3-3	1.000	4	19	23	5.8	9	1	7	7	5	1	53	13.3
44 Tate, Cyrus.....	4-4	107 26.8	12-19	.632	0-0	.000	11-26	.423	12	16	28	7.0	12	0	1	3	2	2	35	8.8
52 Looby, Kurt.....	4-0	63 15.8	11-16	.688	0-0	.000	7-14	.500	7	11	18	4.5	4	0	2	1	5	0	29	7.3
04 Angle, J.R.....	3-0	57 19.0	5-17	.294	2-13	.154	0-0	.000	0	5	5	1.7	5	0	4	3	0	0	12	4.0
30 Peterson, Jeff.....	4-0	78 19.5	5-21	.238	0-9	.000	4-5	.800	1	6	7	1.8	9	0	8	11	0	3	14	3.5
53 Gorney, Seth.....	4-4	110 27.5	2-12	.167	0-0	.000	4-6	.667	5	19	24	6.0	11	0	6	2	4	2	8	2.0
32 Kelly, Jake.....	4-4	91 22.8	1-14	.071	1-7	.143	1-2	.500	1	6	7	1.8	8	1	3	5	1	0	4	1.0
15 Bohall, Dan.....	2-0	10 5.0	0-1	.000	0-1	.000	0-0	.000	0	0	0	0.0	1	0	2	0	0	0	0	0.0
02 Palmer, David.....	1-0	1 1.0	0-0	.000	0-0	.000	0-0	.000	0	2	2	2.0	3	0	0	0	0	0	0	0.0
TEAM.....									5	7	12	3.0	0		5					

Total.....	4	800	74-199	.372	28-98	.286	42-76	.553	37	98	135	33.8	73	3	51	52	17	12	218	54.5
Opponents.....	4	800	95-217	.438	18-60	.300	50-72	.694	41	105	146	36.5	71	1	53	42	8	31	258	64.5

TEAM STATISTICS	IOWA	OPP	DATE	OPPONENT	W/L	SCORE	ATTEND

SCORING.....	218	258	*01/02/08	INDIANA	L	76-79	9890
Points per game.....	54.5	64.5	*01/05/08	at Wisconsin	L	51-64	17190
Scoring margin.....	-10.0	-	*01/09/08	at Ohio State	L	48-79	18473
FIELD GOALS-ATT.....	74-199	95-217	*01/12/08	MICHIGAN STATE	W	43-36	13044
Field goal pct.....	.372	.438					
3 POINT FG-ATT.....	28-98	18-60					
3-point FG pct.....	.286	.300					
3-pt FG made per game..	7.0	4.5					
FREE THROWS-ATT.....	42-76	50-72					
Free throw pct.....	.553	.694					
REBOUNDS.....	135	146					
Rebounds per game.....	33.8	36.5					
Rebounding margin.....	-2.7	-					
ASSISTS.....	51	53					
Assists per game.....	12.8	13.3					
TURNOVERS.....	52	42					
Turnovers per game.....	13.0	10.5					
Turnover margin.....	-2.5	-					
Assist/turnover ratio..	1.0	1.3					
STEALS.....	12	31					
Steals per game.....	3.0	7.8					
BLOCKS.....	17	8					
Blocks per game.....	4.3	2.0					
WINNING STREAK.....	1	-					
Home win streak.....	1	-					
ATTENDANCE.....	22934	35663					
Home games-Avg/Game....	2-11467	2-17832					
Neutral site-Avg/Game..	-	0-0					

SCORE BY PERIODS:	1st	2nd	Total

Iowa Hawkeyes.....	93	125	-
Opponents.....	125	133	-

January 16, 2008**Game-By-Game Results****Includes 17 Games****Overall: 8-9;****Big Ten: 1-3;****Home: 7-4;****Away: 1-3;****Neutral: 0-2**

Date	Opponent	Result	Attend.	Top Scorer	Top Rebounder
Nov. 9	Idaho State	W, 58-43	10,201	Justin Johnson, 21	Kurt Looby, 10
Nov. 14	Northern Colorado	W, 59-47	8,483	Jeff Peterson, 20	Kurt Looby, 7
% Nov. 18	Florida Gulf Coast	W, 62-49	9,183	Justin Johnson, 19	Seth Gorney, 11
% Nov. 20	Maryland Eastern Shore	W, 65-48	8,583	Justin Johnson, 19	Jarryd Cole, 7
@ Nov. 23	Bradley (n)	L, 56-67	850	Justin Johnson, 16	Kurt Looby, 8
@ Nov. 24	Utah State (n)	L, 62-75	900	Justin Johnson, 14	Kurt Looby, 8
Nov. 26	Wake Forest	L, 47-56	9,120	Jarryd Cole, 14	Kurt Looby, 10
+ Nov. 30	Louisiana-Monroe	L, 67-72	9,158	Justin Johnson, 26	Kurt Looby, 12
+ Dec. 1	Eastern Illinois	W, 57-45	9,107	Justin Johnson, 25	Kurt Looby, 8
Dec. 5	at Northern Iowa	W, 62-55	7,043	Jake Kelly, 19	Kurt Looby, 7
Dec. 8	at Iowa State	L, 47-56	14,376	Jarryd Cole, 15	Jarryd Cole, 9
Dec. 14	Drake	L, 51-56	9,863	Jarryd Cole, 12	Kurt Looby, 7
Dec. 29	Southeastern Louisiana	W, 57-50	10,806	Tony Freeman, 15	Tony Freeman, 7
* Jan. 2	Indiana	L, 76-79	9,890	Justin Johnson, 29	Seth Gorney, 10
* Jan. 5	at Wisconsin	L, 51-64	17,190	Justin Johnson, 13	Cyrus Tate, 8
* Jan. 9	at Ohio State	L, 48-79	18,473	Tony Freeman, 21	Justin Johnson, 7
* Jan. 12	Michigan State	W, 43-36	13,044	Tony Freeman, 22	Kurt Looby, 8
* Jan. 16	Purdue				
* Jan. 19	at Michigan				
* Jan. 23	at Indiana				
* Jan. 26	Penn State				
* Jan. 30	at Purdue				
* Feb. 2	Ohio State				
* Feb. 6	Wisconsin				
* Feb. 9	at Minnesota				
* Feb. 14	Michigan				
* Feb. 19	Northwestern				
* F. 23-24	at Michigan State				
* Feb. 27	at Penn State				
* Mar. 1-2	Illinois				
* Mar. 4-6	at Northwestern				
M. 13-16	at Big Ten Tournament				

% -- South Padre Island Invitational (Iowa City, IA)

@ -- South Padre Island Invitational (South Padre Island, TX)

+ -- Hawkeye Challenge, Iowa City, IA

* -- Big Ten Conference Game

Attendance Summary	Games	Totals	Average
Home	11	107,438	9,767
Away	4	57,082	14,270
Neutral	2	1,750	875
Totals	17	166,270	9,781

January 16, 2008**Season & Career Bests****Includes 17 Games****Season Bests**

Player	Points	Rebounds	Assists	Blocks	Steals
J.R. Angle	10, SE Louisiana	6, No. Iowa	3, E. Illinois	1, SE Louisiana	3, SE Louisiana
Dan Bohall	14, N. Colorado	6, N. Colorado	6, Idaho St.		2, Florida G. Coast
Jarryd Cole	15, at IA State	9, at IA State	1, three times	1, Utah State	3, Florida G. Coast
Tony Freeman	22, Mich. State	7, SE Louisiana	9, Indiana		4, Mich. State
Seth Gorney	8, N. Colo/Utah St.	11, Florida G. Coast	3, Bradley	2, Mich. State	1, twice
Justin Johnson	29, Indiana	10, LA-Monroe	4, N. Colo/SE LA	3, Indiana	3, Florida G. Coast
Jake Kelly	19, No. Iowa	5, MD Eastern Shore	6, LA-Monroe	2, MD E. Sh./Drake	3, MD E.Shore
Kurt Looby	12, Bradley	12, LA-Monroe	3, Drake	5, MD E. Shore	4, N. Colorado
David Palmer	7, Wake Forest	2, Indiana			1, Wake Forest/E. Ill
Jeff Peterson	20, N. Colorado	5, ULM/at IA State	9, Idaho State		2, three times
Cyrus Tate	10, SE LA/at OSU	8, Idaho St./at Wisc.	2, MD Eastern Shore	1, UMES/E. Ill	2, three times

Career Bests

Player	Points	Rebounds	Assists
J.R. Angle	10, SE Louisiana	6, at Northern Iowa	3, E. Illinois
Dan Bohall	14, N. Colorado	6, N. Colorado/ Wake Forest	6, Idaho State
Jarryd Cole	15, at Iowa State	9, at Iowa State	1, N.Colorado & Utah State
Tony Freeman	22, Michigan State	9, Minnesota, '07	11 vs. Citadel, '07
Seth Gorney	12, at Indiana, '07	11, Florida Gulf Coast	3 vs. Alabama, '07; Bradley
Justin Johnson	29, Indiana	10, LA-Monroe	4, four times, last vs. SE LA
Jake Kelly	19, at Northern Iowa	6, LA-Monroe	3, MD Eastern Shore
Kurt Looby	13, Toledo/Villanova, '07	14 vs. Citadel, '07	3, four times, '07
David Palmer	7, Wake Forest	2, Indiana	
Jeff Peterson	20, N. Colorado	5, LA-Monroe/at Iowa State	9, Idaho State
Cyrus Tate	14, Michigan St., '07	10, Wisconsin/Purdue, '07	2 at VA Tech, '07, MD E.Shore

NOTE: Career bests occurred in 2007-08 unless otherwise noted.

January 16, 2008

Individual Points/Rebounds

Includes 17 Games

	A N G L E	B O H A L L	C O L E	F R E E M A N	G O R E N E Y	J O H N S O N	K E L L Y	L O O B Y	P A L M E R	P E T E R S O N	T A T E
Idaho State	DNP	5#6	2-1	INJ	3#3	21#4	4-4	6#10	DNP	12#9	5-8
Northern Colorado	0-0	14#6	0-1	INJ	8#4	3#3	3-0	4#7	0-0	20#2	7-3
% Florida Gulf Coast	DNP	8#4	7-4	INJ	2#11	19#7	3-2	8#5	DNP	9#0	6-2
% MD Eastern Shore	0-0	10#2	6-7	INJ	4#6	19#3	8-5	7#5	0-1	2#1	9-2
@Bradley (n)	3-3	0#1	0-2	INJ	6#5	16#5	11-4	12#8	3-0	5#0	0-1
@ Utah State (n)	6-1	2#2	10-6	INJ	8#2	14#1	8-3	10#8	0-0	4#1	INJ
Wake Forest	2-3	0#0	14-7	INJ	0#0	8#7	9-2	0#10	7-1	5#3	2-2
+ Louisiana-Monroe	4-1	5-0	4#7	INJ	4-4	26#10	2#2	9#12	0-0	9#5	4-0
+ Eastern Illinois	8-4	0-0	10#4	INJ	0-0	25#5	3#2	6#8	3-1	2#2	0-1
at Northern Iowa	3#6	DNP	2#5	15-1	2-5	13#4	19#3	0#7	0-0	DNP	8-4
at Iowa State	6#4	DNP	15#9	INJ	0-1	9#5	13#5	0#4	0-0	4-5	0-0
Drake	3-0	DNP	12#5	9-2	2#2	8#4	8#1	2-7	0-1	7#5	0-0
Southeastern Louisiana	10-0	DNP	4#4	15-7	0-1	10#4	6#1	2#1	0-1	0#1	10-6
* Indiana	5-2	DNP	INJ	12#1	7#10	29#6	0#1	9-4	0-2	6-2	8#7
* at Wisconsin	7-3	DNP	INJ	8#3	0#5	13#4	3#1	4-2	DNP	8-2	8#8
* at Ohio State	0-0	0-0	INJ	21#3	1#3	9#7	0#1	7-4	DNP	0-2	10#6
* Michigan State	DNP	0-0	INJ	22#2	0#6	2#6	1#4	9#8	DNP	0-1	9#7
* Purdue											
* at Michigan											
* at Indiana											
* Penn State											
* at Purdue											
* Ohio State											
* Wisconsin											
* at Minnesota											
* Michigan											
* Northwestern											
* at Michigan State											
* at Penn State											
* Illinois											
* at Northwestern											
Big Ten Tournament											

% -- South Padre Island Invitational (Iowa City, IA)

@ -- South Padre Island Invitational (South Padre Island, TX)

+ -- Hawkeye Challenge, Iowa City, IA

* -- Big Ten Conference Game

-- Denotes starting line-up

*January 16, 2008**The Last Time . . .**Includes 17 Games*

The Last Time a Player . . .***Had 30 or more points***

Iowa - - 30, Adam Haluska, at Penn State, 2/28/07
Opponent - - 32, Ed Tyson, Maryland Eastern Shore, 11/20/07

Made at least 90% of his FGA (10 att.)

Iowa - - .909 (9-10), Luke Recker vs. Purdue, 3/07/02
Opponent - - .923 (12-13), Greg Oden, Ohio State, 1/20/07

Made 100% of his FTA (10 att.)

Iowa - - 1.000 (10-10), Tyler Smith vs. Indiana 2/3/07
Opponent - - 1.000 (10-10), Vincent Grier, Minnesota, 2/18/06

Had 15 or more rebounds

Iowa - - 23, Greg Brunner vs. Minnesota, 1/18/06
Opponent - - 17, Marco Killingsworth, Indiana, 2/11/06

Had 10 or more assists

Iowa - - 10, Jeff Horner vs. Ohio State (Big Ten Tournament), 3/12/06
Opponent - - 10, Travis Walton, Michigan State, 2/17/07

Had 5 or more blocks

Iowa - - 5, Kurt Looby vs. Maryland Eastern Shore, 11/20/07
Opponent - - 5, Daniel Ruffin, Bradley, 11/23/07

Had 5 or more steals

Iowa - - 5, Tyler Smith at Wisconsin, 2/10/07
Opponent - - 5, JaMarcus Ellis, Indiana, 1/02/08

The Last Time A Team . . .***Scored 100 or more points***

Iowa - - 101, vs. Georgia State, 12/20/06
Opponent - - 106, by North Carolina, 11/24/04

Scored 40 or fewer points

Iowa - - 39 vs. Indiana, 1/10/49
Opponent - - 36, by Michigan State, 1/12/08

Won an overtime game

Iowa - - 76-72 (3OT) vs. Minnesota, 1/18/06
Opponent - - 72-67 (1 OT), by Louisiana-Monroe, 11/30/07

Made at least 60% of its FGA (20 att.)

Iowa - - .653 (32-44) vs. Michigan, 2/4/06
Opponent - - .633 (31-49), by Minnesota, 2/7/07

Made at least 50% of its 3-pt. FGA (8 att.)

Iowa - - .588 (10-17), at Northern Iowa, 12/05/07
Opponent - - .588 (10-17), by Utah State, 11/24/07

Made at least 90% of its FTA (10 att.)

*Iowa - - 1.000 (20-20) vs. Western Illinois, 11/19/04
Opponents - - .900 (9-10), by Robert Morris, 12/22/05

* - - School Record

Individual Highs

Points:	29	Justin Johnson vs. Indiana
Field Goals:	10 (15 att.)	Justin Johnson vs. Indiana
Field Goal Attempts:	19 (made 9)	Tony Freeman at Ohio State
Field Goal Percentage (8 att.):	.700 (7-10)	Jarryd Cole at Iowa State
3-pt. Field Goals:	8 (13 att.)	Justin Johnson vs. Indiana
3-pt. Field Goal Attempts:	15 (made 6)	Justin Johnson vs. Louisiana-Monroe
3-pt. Field Goal Percentage (4 att.):	.700 (7-10)	Justin Johnson vs. Eastern Illinois
Free Throws:	7 (8 att.)	Dan Bohall vs. Northern Colorado
	7 (11 att.)	Tony Freeman vs. SE LA/(9 att.), Tony Freeman vs. Mich. State
Free Throw Attempts:	12 (made 5)	Cyrus Tate vs. Michigan State
Free Throw Percentage (7 att):	1.000 (6-6)	Dan Bohall vs. Maryland Eastern Shore
Rebounds:	12	Kurt Looby vs. Louisiana-Monroe
Assists:	9	Jeff Peterson vs. Idaho State; Tony Freeman vs. Indiana
Blocked Shots:	5	Kurt Looby vs. Maryland Eastern Shore
Steals:	4	Kurt Looby vs. Northern Colorado; Tony Freeman vs. Mich. St.

Team Highs

Iowa

76 vs. Indiana
25 (58 att.) vs. Indiana
58 (made 25) vs. Indiana
.500 (22-44) at Northern Iowa
11, Indiana (27 att.)
33 (made 6) at Ohio State
.476 (10-21) vs. Idaho State
26 (32 att.) vs. Maryland Eastern Shore
32 (made 26) vs. Maryland Eastern Shore
.889 (8-9), at Northern Iowa
43 vs. Louisiana-Monroe
21 vs. Indiana
10 vs. Maryland Eastern Shore
12 vs. Southeastern Louisiana
29 vs. Louisiana-Monroe
27 at Wisconsin

Points
Field Goals
FG Attempts
FG Percentage
3-pt. Field Goals
3-pt. FG Attempts
3-pt. FG Percentage
Free Throws
FT Attempts
FT Percentage
Rebounds
Assists
Blocked Shots
Steals
Turnovers
Fouls

Opponent

79 by Indiana
33 (63 att.) by Ohio State
63 (made 33) by Ohio State
.524 (33-63) by Ohio State
11 (28 att.) by Bradley
28 (made 11) by Bradley
.588 (10-17) by Utah State
23 (32 att.) by Indiana
32 (made 23) by Indiana
.810 (17-21) by Utah State
40 by Iowa State & Michigan State
21 by Utah State
6 by Iowa State
13 by Louisiana-Monroe
23 by Northern Colorado
25 by MD Eastern Shore/SE LA/Mich. St.

Team Lows

Iowa

43 vs. Michigan State
11 (40 att.) vs. Michigan State
40 (made 19, 17, 11) vs. No. CO, MD E.S., Mich. St.
.275 (11-40) vs. Michigan State
2 (Att. 15) vs. Wake Forest
11 (made 3) vs. Northern Colorado
.133 (2-15) vs. Wake Forest
0 (0 att.) vs. Drake
0 (made 0) vs. Drake
.000 (0-0) vs. Drake
28 vs. Northern Colorado & SE Louisiana
8 at Northern Iowa/at Iowa State
0 vs. Louisiana-Monroe
1 at Ohio State
7 vs. Utah State
10 vs. Michigan State

Points
Field Goals
FG Attempts
FG Percentage
3-pt. Field Goals
3-pt. FG Attempts
3-pt. FG Percentage
Free Throws
FT Attempts
FT Percentage
Rebounds
Assists
Blocked Shots
Steals
Turnovers
Fouls

Opponent

36 by Michigan State
14 (att. 37) by Eastern Illinois
37 (made 14) by Eastern Illinois
.283 (17-60) by Maryland Eastern Shore
1 (20 att., 15 att.) by Idaho St., Wake Forest
10 (made 5) by Eastern Illinois
.005 (1-20) by Idaho State
1 (4 att.) by Michigan State
4 (made 1) by Michigan State
.250 (1-4) by Michigan State
16 by Northern Iowa
6 by Wake Forest
0 by Eastern Illinois/Drake
3 by Utah State
6 by Iowa State & Ohio State
9 by Ohio State

January 16, 2008

Iowa's Record When . . .

Includes 17 Games

When playing at home:	7-4	When leading at the half:	7-1	When wearing White:	7-6
When playing on the road:	1-3	When trailing at the half:	1-8	When wearing Black:	1-3
When playing on a neutral court:	0-2	When tied at the half:	0-0	When wearing Gold:	0-0
When Iowa scores 100 points or more:	0-0	Iowa field goal percentage at home:	215-509	.422	
When Iowa scores 90-99 points:	0-0	Iowa field goal percentage on road:	122-301	.405	
When Iowa scores 80-89 points:	0-0	Iowa 3-point percentage at home:	75-213	.352	
When Iowa scores 70-79 points:	0-1	Iowa 3-point percentage on road:	42-129	.326	
When Iowa scores under 70 points:	8-8	Iowa free throw percentage at home:	137-224	.612	
		Iowa free throw percentage on road:	40-64	.625	
When opponent scores 100 points or more:	0-0	On Sunday:	1-0		
When opponent scores 90-99 points:	0-0	On Monday:	0-1		
When opponent scores 80-89 points:	0-0	On Tuesday:	1-0		
When opponent scores 70-79 points:	0-3	On Wednesday:	2-2		
When opponent scores 60-69 points:	0-2	On Thursday:	0-0		
When opponent scores fewer than 60 points:	8-3	On Friday:	1-3		
		On Saturday:	3-3		
When Iowa shoots at least 50% from the field:	1-0	On Big Ten Network:	7-5		
When Iowa shoots less than 50% from the field:	7-9	On CBS:	0-0		
When opponent shoots at least 50% from the field:	0-2	On ESPN:	0-0		
When opponent shoots less than 50% from the field:	8-7	On ESPN2:	0-1		
When Iowa has higher FG% than opponent:	6-5	On ESPNU:	0-1		
When opponent has higher FG%:	2-4	On Fox Sports:	1-0		
When FG% is equal:	0-0	On Opponent Network:	0-0		
When Iowa outrebounds opponent:	5-3	No Television:	0-1		
When opponent has more rebounds:	3-4	CSTV:	0-1		
When rebounds are equal:	0-2				
When Iowa shoots at least 80% from the line:	2-1	Most Points, First Half:	34 vs. Indiana		
When Iowa shoots less than 80% from the line:	6-8	Fewest Points, First Half:	17 vs. Wake Forest/OSU		
When opponent shoots at least 80% from the line:	1-1	Most Points Allowed, First Half:	45 at Ohio State		
When opponent shoots less than 80% from the line:	7-8	Fewest Points Allowed, First Half:	16 vs. Idaho State		
When Iowa shoots more free throws than opponent:	4-0	Most Points, Second Half:	44 vs. Maryland E. Shore		
When opponent shoots more free throws:	4-9	Fewest Points, Second Half:	23 vs. Michigan State		
When free throws attempts are equal:	0-0	Most Points Allowed, Second Half:	45 vs. Indiana		
When Iowa has higher FT% than opponent:	7-2	Fewest Points Allowed, Second Half:	18 vs. Michigan State		
When opponent has higher FT%:	1-7	Largest Halftime Advantage:	15 vs. Idaho State		
When FT% is equal:	0-0	Largest Halftime Deficit:	28 at Ohio State		
When Iowa shoots at least 50% from three-point range:	1-0				
When Iowa shoots less than 50% from three-point range:	7-9				
When opponent shoots at least 50% from three-point range:	1-1				
When opponent shoots less than 50% from three-point range:	7-8				
When Iowa has a higher three-point FG% than opponent:	4-6				
When opponent has a higher three-point FG%:	4-3				
When three-point FG% is equal:	0-0				
When Iowa has more assists than opponent:	4-6				
When opponent has more assists:	4-3				
When assists are equal:	0-0				
When Iowa has fewer turnovers than opponent:	3-0				
When opponent has fewer turnovers:	5-8				
When turnovers are equal:	0-1				
When Iowa has more steals than opponent:	4-0				
When opponent has more steals:	4-8				
When steals are equal:	0-1				

2007-08 Game Summaries

(13) IOWA 57, SOUTHEASTERN LOUISIANA 50
December 29, 2007, Carver-Hawkeye Arena, Iowa City, IA

Iowa rallied for a 57-50 win over Southeastern Louisiana in Iowa City to conclude non-conference action. The Hawkeyes trailed by 14 points in the first half and by seven at halftime before winning for the first time this season after trailing at intermission.

The Hawkeyes started the game by hitting their first two field goal attempts to take a 5-0 advantage in the first minute. Iowa was then held scoreless for nearly 13 minutes as the visitors scored 17 straight points. Iowa used two three-point baskets by J.R. Angle and one by Tony Freeman to cut the margin to 25-18 at the break.

Southeastern Louisiana led by nine in the second half before Iowa rallied. A lay-up by Jarryd Cole tied the game at 29 with 13:20 to play and a dunk by Cole at the 11:55 mark gave Iowa the lead for the first time since the opening minute. Cole, however, was injured just after his second basket, suffering a torn ACL in his left knee.

Southeastern LA rallied and led by three points with 3:58 remaining. A lay-up by Cyrus Tate cut the deficit to a single point and a three-pointer by Freeman with 3:01 left gave Iowa the lead for good. Another Tate basket gave Iowa a 48-44 advantage. Iowa sealed the game by hitting its final nine free throw attempts.

Iowa shot just 37.2% from the field and lost the rebounding battle by a 37-28 margin. The Hawkeyes collected 13 assists on their 16 made field goals and had a season-high 12 steals.

Freeman led Iowa with 15 points, seven rebounds, four assists and three steals. Angle added career bests in points (10) and steals (three), Tate had 10 points and six rebounds and Justin Johnson contributed 10 points, four rebounds and four assists.

SE LOUISIANA -- 50

Name	FG	3-PT	FT	RB	PF	TP	A	TO	BK	S	M
Span	5-13	0-0	1-2	5	4	11	0	3	0	0	31
Nance	2-7	0-0	0-2	6	4	4	6	3	1	1	38
Sullivan	4-5	0-0	0-1	6	4	8	1	3	1	2	26
Green	5-9	3-6	0-0	3	0	13	1	3	0	1	21
Nicks	1-3	1-3	3-4	6	4	6	4	3	0	0	20
Arnold	2-7	0-2	0-0	3	0	4	1	0	1	0	28
Ndoumba	2-5	0-0	0-1	2	4	4	0	2	0	0	16
Austin	0-0	0-0	0-0	2	5	0	2	2	0	0	20
Team				3				1			
Totals	21-49	4-11	4-10	37	25	50	15	20	3	4	200
	FG%: .429	3PT%: .360	FT%: .400								

IOWA -- 57

Name	FG	3-PT	FT	RB	PF	TP	A	TO	BK	S	MN
Cole	2-2	0-0	0-2	4	1	4	0	2	0	1	21
Looby	1-2	0-0	0-0	1	1	2	0	2	2	0	9
Johnson	3-10	2-7	2-2	4	4	10	4	1	1	2	35
Peterson	0-2	0-1	0-0	1	1	0	0	2	0	1	12
Kelly	1-7	0-1	4-6	1	2	6	3	1	0	2	37
Palmer	0-1	0-0	0-0	1	1	0	0	1	0	0	4
Angle	4-7	3-7	1-2	0	1	10	2	0	1	3	23
Freeman	3-8	2-5	7-11	7	2	15	4	1	0	3	34
Tate	3-3	0-0	4-7	6	5	10	0	3	0	0	14
Gorney	0-1	0-0	0-0	1	0	0	0	0	0	0	11
Team				2							
Totals	16-43	7-21	18-30	28	18	57	13	13	4	12	200
	FG%: .372	3PT%: .333	FT%: .600								

Score by Periods:

SE Louisiana	25	25	50
Iowa	18	39	57

Attendance: 10,806

(14) INDIANA 79, IOWA 76
January 2, 2008, Carver-Hawkeye Arena, Iowa City, IA

Iowa rallied in the final two minutes after trailing by 13 points, but time ran out as No. 11/12 Indiana left Carver-Hawkeye Arena with a 79-76 win. The Hoosiers used an 11-1 scoring run to take a 70-57 advantage with 2:10 remaining before Iowa senior Justin Johnson went on a three-point spree that nearly carried Iowa to an upset victory.

Johnson hit six three-point baskets in the final 1:55, and even added a free throw after being fouled on one of the attempts for a four-point play. His final trey came from roughly 40-feet with four seconds to play to cut the deficit to 78-76. Indiana's Lance Stemler then hit one of two free throws and Iowa was unable to get a final shot attempt as time expired.

Johnson ended the game with a career-high 29 points (10-15 FG, 8-13 treys). He also collected six rebounds, three assists and three blocked shots. Tony Freeman added 12 points and nine assists and Seth Gorney had seven points and 10 rebounds.

The Hoosiers led by as many as nine points in the first half, but Iowa rallied late in the period and the score was knotted at 34 at intermission. Iowa rallied from an eight point deficit in the second half and trailed 59-56 with 6:50 remaining before Indiana regained control with its scoring run over the next five minutes.

Iowa shot 43.1% from the field, compared to 49.1% for Indiana. The Hoosiers connected on 71.9% from the foul line (23-32), compared to 60% (15-25) for Iowa. The rebounding was even.

INDIANA -- 79

Name	FG	3-PT	FT	RB	PF	TP	A	TO	BK	S	M
White, D.J.	6-13	0-0	4-6	15	3	16	1	2	0	0	34
White, Mike	0-1	0-0	0-0	1	3	0	1	1	0	1	14
Bassett	0-1	0-0	0-0	0	1	0	0	0	0	0	3
Ellis	6-10	0-2	3-4	7	1	15	7	1	1	5	35
Gordon	7-12	2-5	9-11	1	2	25	2	4	0	0	37
Thomas	1-4	0-0	2-2	1	4	4	1	0	0	0	6
Crawford	4-7	1-2	3-5	4	2	12	0	3	1	1	30
Ratliff	1-3	0-2	0-0	1	5	2	0	0	0	1	15
Stemler	1-2	1-2	2-4	5	2	5	1	0	0	1	26
Team				1							
Totals	26-53	4-13	23-32	36	23	79	13	11	2	9	200
	FG%: .491	3PT%: .308	FT%: .719								

IOWA -- 76

Name	FG	3-PT	FT	RB	PF	TP	A	TO	BK	S	MN
Tate	3-3	0-0	2-5	7	2	8	0	1	0	0	20
Gorney	2-6	0-0	3-4	10	4	7	3	1	1	0	30
Freeman	3-14	2-6	4-8	1	5	12	9	5	0	0	39
Johnson	10-15	8-13	1-1	6	2	29	3	2	3	1	37
Kelly	0-0	0-0	0-0	1	0	0	0	0	0	0	5
Palmer	0-0	0-0	0-0	2	3	0	0	0	0	0	1
Angle	2-7	1-6	0-0	2	3	5	2	0	0	0	25
Peterson	2-9	0-2	2-2	2	3	6	4	2	0	1	33
Looby	3-4	0-0	3-5	4	1	9	0	1	2	0	10
Team				1							
Totals	25-58	11-27	15-25	36	23	76	21	13	6	2	200
	FG%: .431	3PT%: .407	FT%: .600								

Score by Periods:

Indiana	34	45	79
Iowa	34	42	76

Attendance: 9,890

2007-08 Game Summaries

(15) WISCONSIN 64, IOWA 51
January 5, 2008, Kohl Center, Madison, WI

Wisconsin used a 17-4 scoring run over a nine minute period in the second half in taking a 64-51 win in Madison. The Hawkeyes trailed by six, 28-22 at intermission, but scored the first six points of the second half to pull even.

From there the Badgers held Iowa without a field goal for just under nine minutes in gaining control. Iowa was able to cut the deficit to nine, 54-45, with just under five minutes remaining, but could get no closer.

The Hawkeyes had trailed by as many as nine in the first half before closing the gap to two points, 24-22, in the last two minutes of the period. Iowa shot 52.9% from the field in the opening half, including 57.1% (4-7) from three-point range. Iowa was unable to maintain that accuracy in the second half, shooting just 35.7%.

After shooting 31% in the first half, Wisconsin shot 55% in the second half and added 12-18 (66.7%) free throws after the break. For the game Wisconsin shot 70.4% from the foul line, compared to just 46.7% (7-15) for Iowa.

Wisconsin won the rebounding battle 34-31 and collected seven steals while forcing 14 Iowa turnovers. Ten of Iowa's turnovers occurred in the first half and the Hawkeyes were guilty of a season-high 27 personal fouls.

Justin Johnson led Iowa with 13 points, while Cyrus Tate, Tony Freeman and Jeff Peterson each added eight. Johnson made his first two three-point attempts, running his streak to eight straight before missing. Tate led Iowa with eight rebounds, while Freeman and Jake Kelly each collected three assists.

IOWA -- 51

Name	FG	3-PT	FT	RB	PF	TP	A	TO	BK	S	M
Tate	3-8	0-0	2-6	8	4	8	1	1	1	2	33
Gorney	0-3	0-0	0-0	5	3	0	1	1	1	1	26
Freeman	3-7	1-5	1-3	3	2	8	3	3	0	0	28
Johnson	4-8	3-5	2-2	4	5	13	0	1	0	0	31
Kelly	1-3	1-1	0-0	1	5	3	3	0	0	0	27
Angle	3-6	1-3	0-0	3	2	7	2	2	0	0	21
Peterson	3-7	0-3	2-3	2	4	8	2	5	0	1	25
Looby	2-3	0-0	0-1	2	2	4	0	0	1	0	9
Team				3				1			
Totals	19-45	6-17	7-15	31	27	51	12	14	4	2	200
	FG%: .422	3PT%: .353	FT%: .467								

WISCONSIN -- 64

Name	FG	3-PT	FT	RB	PF	TP	A	TO	BK	S	MN
Landry	1-8	0-0	3-4	6	2	5	2	1	1	0	32
Butch	7-12	0-3	8-11	7	1	22	1	0	1	1	25
Hughes	2-8	2-4	0-1	3	3	6	2	1	1	3	33
Flowers	4-6	1-3	1-1	4	2	10	2	1	0	1	37
Krabbenhoft	3-5	0-0	6-8	7	1	12	1	1	0	1	35
Bohannon	1-6	0-2	0-0	3	3	2	0	1	0	1	19
Leuer	2-3	2-3	1-2	1	1	7	1	1	0	0	14
Stiemsma	0-1	0-0	0-0	0	0	0	0	1	0	0	4
Gullickson	0-0	0-0	0-0	0	0	0	0	0	0	0	1
Team				3							
Totals	20-49	5-15	19-27	34	14	64	9	7	3	7	200
	FG%: .408	3PT%: .333	FT%: .704								

Score by Periods:

Iowa	22	29	51
Wisconsin	28	36	64

Attendance: 17,190

(16) OHIO STATE 79, IOWA 48
January 9, 2008, Value City Arena, Columbus, OH

Iowa dropped its third straight conference game with a 79-48 loss at Ohio State.

The Hawkeyes trailed by four points, 18-14, after a three-point basket with just under 11 minutes to play in the first half when Ohio State took control. The Buckeyes used a 15-1 scoring run over a seven minute period to increase their advantage to 33-15. A 12-2 burst by Ohio State left the Buckeyes with a commanding 45-17 halftime advantage as Iowa matched its lowest scoring first half of the season.

The Buckeyes shot 58.8% from the field in the opening 20 minutes, controlled the rebounding (18-12) and collected five steals and had no turnovers. Iowa, on the other hand, shot just 28.6% from the field and aided the Buckeyes with nine turnovers.

Iowa improved its shooting in the second to 37.1%, but for the game shot 33.9% overall and just 18.2% (6-33) from three-point range against OSU's zone defense. OSU ended the game at 52.4% and held a 36-33 rebounding advantage.

Junior Tony Freeman led Iowa with a career-best 21 points. He added three assists and three rebounds. Cyrus Tate added 10 points and six rebounds and Justin Johnson had nine points and seven rebounds.

IOWA -- 49

Name	FG	3-PT	FT	RB	PF	TP	A	TO	BK	S	M
Tate	4-5	0-0	2-3	6	4	10	0	1	0	0	26
Gorney	0-1	0-0	1-2	3	2	1	1	0	0	0	23
Freeman	9-19	3-10	0-0	3	2	21	3	3	0	0	38
Johnson	3-13	3-13	0-0	7	0	9	2	4	1	0	38
Kelly	0-6	0-3	0-0	1	3	0	0	3	1	0	25
Angle	0-4	0-4	0-0	0	0	0	0	1	0	0	11
Bohall	0-1	0-1	0-0	0	1	0	2	0	0	0	9
Peterson	0-3	0-2	0-0	2	1	0	0	2	0	1	8
Looby	3-4	0-0	1-2	4	0	7	1	0	2	0	22
Team				7				1			
Totals	19-56	6-33	4-7	33	13	48	9	15	4	1	200
	FG%: .339	3PT%: .182	FT%: .571								

OHIO STATE -- 79

Name	FG	3-PT	FT	RB	PF	TP	A	TO	BK	S	MN
Turner	2-4	1-3	1-2	3	0	6	2	1	0	1	23
Koufos	3-7	0-1	0-0	3	1	6	1	0	0	0	18
Hunter	7-9	0-0	0-0	4	1	14	0	0	0	0	18
Butler	3-7	2-5	0-0	3	1	8	9	0	0	1	21
Lighty	6-8	2-2	0-1	3	1	14	3	1	0	3	21
Wallace	4-8	0-0	2-2	8	1	10	0	1	0	0	16
Hill	3-6	1-3	0-0	1	0	7	3	1	0	1	19
Peters	1-2	0-1	0-0	0	0	2	0	0	0	1	3
Madsen	0-1	0-0	0-0	2	0	0	1	0	0	0	13
Diebler	1-5	0-4	4-4	1	2	6	1	2	0	2	18
Titus	0-0	0-0	0-0	1	1	0	0	0	0	0	2
Terwilliger	1-2	0-1	0-0	0	0	2	0	0	0	0	9
Lauderdale	2-4	0-0	0-0	4	1	4	0	0	1	0	19
Team				3							
Totals	33-63	6-20	7-9	36	9	79	20	6	1	9	200
	FG%: .524	3PT%: .300	FT%: .778								

Score by Periods:

Iowa	17	31	48
Ohio State	45	34	79

Attendance: 18,473

2007-08 Game Summaries

(17) IOWAS 43, MICHIGAN STATE 36
January 12, 2008, Carver-Hawkeye Arena, Iowa City, IA

Iowa ended a three-game losing streak with a 43-36 win over sixth-ranked Michigan State in Iowa City, earning Coach Todd Lickliter his first win in the Big Ten Conference.

Michigan State scored the first seven points of the game and held an 18-9 advantage with 8:08 to play in the first half. The Spartans failed to score the rest of the half, as Iowa scored the final 11 points of the period to lead 20-18 at the break.

The Spartans ended their scoring draught two minutes into the second half, but Iowa answered each Spartan run to maintain a small advantage throughout the second half. Iowa led by five with 14 minutes remaining before the Spartans closed to within one on three occasions, the last at 35-34 with 3:48 remaining. Kurt Looby hit one of two free throws before Tony Freeman hit a three-point basket to give Iowa a 39-34 advantage with 1:12 remaining. Freeman added two free throws with 53 seconds to play and the Spartans were never closer than seven the rest of the way.

Iowa shot just 27.5% from the field and 55.2% from the free throw line, but the Hawkeyes had just 10 turnovers (four in the second half) and allowed Michigan State just four free throw attempts.

Michigan State shot just 30.8%, including 25% from three-point range (3-12) and the free throw line (1-4). MSU held a 40-35 rebounding advantage, but was guilty of 18 turnovers.

Freeman led Iowa with a career-best 22 points, hitting 5-9 treys and 7-9 free throws. He added four steals and three assists. Looby added nine points and eight rebounds and Tate collected nine points and seven rebounds.

MICHIGAN STATE -- 36

Name	FG	3-PT	FT	RB	PF	TP	A	TO	BK	S	MN
Morgan	5-12	0-1	0-2	4	4	10	0	4	0	2	30
Naymick	0-1	0-0	0-0	4	3	0	0	0	1	0	19
Suton	4-9	0-0	1-2	11	3	9	1	4	0	0	31
Walton	0-1	0-0	0-0	1	3	0	3	3	0	0	25
Neitzel	4-14	2-8	0-0	4	2	10	6	1	0	4	31
Ibok	1-1	0-0	0-0	2	2	2	0	2	0	0	4
Lucas	0-8	0-1	0-0	1	4	0	1	1	0	0	20
Allen	1-2	1-2	0-0	0	1	3	0	0	0	0	12
Summers	1-3	0-0	0-0	1	0	2	0	1	1	0	10
Dahlman	0-0	0-0	0-0	0	0	0	0	0	0	0	0+
Gray	0-1	0-0	0-0	8	3	0	0	2	0	0	18
Team				4							
Totals	16-52	3-12	1-4	40	25	36	11	18	2	6	200
	FG%:	.308	3PT%:	.250		FT%:	.250				

IOWA -- 43

Name	FG	3-PT	FT	RB	PF	TP	A	TO	BK	S	M
Tate	2-3	0-0	5-12	7	2	9	0	0	0	2	28
Gorney	0-2	0-0	0-0	6	2	0	1	0	2	1	31
Freeman	5-12	5-9	7-9	2	2	22	3	4	0	4	38
Johnson	1-11	0-7	0-0	6	2	2	2	0	1	0	34
Kelly	0-5	0-3	1-2	4	0	1	0	2	0	0	34
Bohall	0-0	0-0	0-0	0	0	0	0	0	0	0	1
Peterson	0-2	0-2	0-0	1	1	0	2	2	0	0	12
Looby	3-5	0-0	3-6	8	1	9	1	0	0	0	22
Team				1				2			
Totals	11-40	5-21	16-29	35	10	43	9	10	3	7	200
	FG%:	.275	3PT%:	.238		FT%:	.552				

Score by Periods:

Michigan State	18	18	36
Iowa	20	23	43

Attendance: 13,044