



UC IRVINE

2019 BASEBALL GAME NOTES



CONTACT: Alex Croteau // OFFICE: (949) 824-5814 // CELL: (949) 410-3346 // EMAIL: acroteau@uci.edu // www.ucirvinesports.com

No. 19 UC IRVINE ANTEATERS AT IOWA HAWKEYES

MAY 3-5, 2019 // DUANE BANKS FIELD (3,000) - IOWA CITY, IOWA



2019 Record	26-16 (11-7, Big Ten)
Head Coach	Rick Heller
Record at Iowa	199-125, 6th year
Career Record	889-690-4 (600-494-1 as D1), 31st year



2019 Record	28-11 (10-5, Big West)
Head Coach	Ben Orloff
Record at UCI	28-11, 1st year
Career Record	First year as head coach, 6th with program

Friday Probables 4:05 PM (6:05 PM CT)

41 Jr. RHP Andre Pallante (7-3, 2.62) vs. 11 Sr. RHP Cole McDonald (4-3, 3.66)

Saturday Probables 12:05 PM (2:05 PM CT)

1 So. RHP Trenton Denholm (7-2, 2.03) vs. 35 So. LHP Cam Baumann (3-2, 4.96)

Sunday Probables 11:05 AM (1:05 PM CT)

TBA vs. 7 Jr. RHP Grant Judkins (4-5, 2.11)

2019 SCHEDULE & RESULTS

Record: 28-11 Home: 15-3
Big West: 10-5 Away: 13-8

Day	Date	Opponent	Time/Result
Sat.	Feb. 16	Washington (G1)	L, 5-9
		Washington (G2)	W, 2-1
Sun.	Feb. 17	Washington	W, 6-4
Tue.	Feb. 19	at San Diego State	L, 3-9
Fri.	Feb. 22	at Rice	W, 11-5
Sat.	Feb. 23	at Rice	W, 7-0
Sun.	Feb. 24	at Rice	W, 11-4
Tue.	Feb. 26	at Loyola Marymount	L, 3-9

Fri.	Mar. 1	at Missouri State (G1)	W(7), 3-2
		at Missouri State (G2)	W(11), 4-1
Sun.	Mar. 3	at Missouri State	Canceled
Wed.	Mar. 6	#16 Michigan	Canceled
Fri.	Mar. 8	St. John's	W, 3-0
Sat.	Mar. 9	St. John's	L, 3-4
Sun.	Mar. 10	St. John's	W, 3-0
Fri.	Mar. 15	at Utah Valley	W, 15-0
Sat.	Mar. 16	at Utah Valley	W(10), 17-4
Sun.	Mar. 17	at Utah Valley	W, 17-4
Fri.	Mar. 22	Washington State	W, 4-1
Sat.	Mar. 23	Washington State	W, 5-1
Sun.	Mar. 24	Washington State	W, 8-4
Tue.	Mar. 26	San Diego	W, 17-7
Fri.	Mar. 29	at Hawai'i*	L, 2-10
Sat.	Mar. 30	at Hawai'i*	W, 8-5
Sun.	Mar. 31	at Hawai'i*	W, 4-0

Fri.	Apr. 5	Long Beach State*	W, 9-4
Sat.	Apr. 6	Long Beach State*	W, 4-1
Sun.	Apr. 7	Long Beach State*	W, 4-0
Tue.	Apr. 9	at #1 UCLA	L, 3-9
Fri.	Apr. 12	at #19 UC Santa Barbara*	L, 1-4
Sat.	Apr. 13	at #19 UC Santa Barbara*	L, 1-10
Sun.	Apr. 14	at #19 UC Santa Barbara*	L, 2-3
Tue.	Apr. 16	San Diego State	W, 6-5
Thurs.	Apr. 18	CSUN*	W, 7-1
Fri.	Apr. 19	CSUN*	W, 4-3
Sat.	Apr. 20	CSUN*	W, 2-0
Tue.	Apr. 23	at USC	W(10), 12-9
Fri.	Apr. 26	at Cal State Fullerton*	W, 7-3
Sat.	Apr. 27	at Cal State Fullerton*	W, 7-4
Sun.	Apr. 28	at Cal State Fullerton*	L, 3-4
Tue.	Apr. 30	Cal State Fullerton	L, 4-10

Fri.	May 3	at Iowa	4:05 PM
Sat.	May 4	at Iowa	12:05 PM
Sun.	May 5	at Iowa	11:05 AM
Tue.	May 7	at San Diego	6:00 PM
Fri.	May 10	Cal Poly*	6:00 PM
Sat.	May 11	Cal Poly*	6:00 PM
Sun.	May 12	Cal Poly*	1:00 PM
Tue.	May 14	UCLA	6:00 PM
Fri.	May 17	UC Davis*	6:00 PM
Sat.	May 18	UC Davis*	6:00 PM
Sun.	May 19	UC Davis*	1:00 PM
Tue.	May 21	USC	6:00 PM
Thurs.	May 23	at UC Riverside*	6:00 PM
Fri.	May 24	at UC Riverside*	6:00 PM
Sat.	May 25	at UC Riverside*	1:00 PM

Home games in italics

* - Big West game

#TogetherWeZot | #RipEm

No. 19 UC IRVINE ANTEATERS AT SAN DIEGO TOREROS

MAY 7, 2019 // FOWLER PARK AT CUNNINGHAM FIELD (1,700) - SAN DIEGO, CALIF.



2019 Record	26-19 (10-11, WCC)
Head Coach	Rich Hill
Record at San Diego	696-496-4, 21st year
Career Record	1,028-720-4, 32nd year



2019 Record	28-11 (10-5, Big West)
Head Coach	Ben Orloff
Record at UCI	28-11, 1st year
Career Record	First year as head coach, 6th with program

Tuesday Probables 6:00 PM

TBD vs. TBD

Video TheW.tv

Radio KUCI 88.9 FM

Live Stats ucirvinesports.com

All-Time Series 106th meeting, UCI leads 57-47-1

Recent matchups: 2018 at San Diego - W (11), 2-1

March 26, 2019 at Irvine - W, 17-7

Broadcast Information

Video

UC Irvine's weekend series at Iowa will be broadcasted on the Big Ten Network Plus+ as well as FLOLive for all three games



Radio

KUCI 88.9 FM with Mark Roberts and Tim Becwar
All games also available live on the internet at kuci.org and ucirvinesports.com



Cicerone Field at Anteater Ballpark

Opened:.....Jan. 25, 2002 (18th year of operation)
Capacity:..... 3,408 (908 Seats, 2,500 Anthill)
Rated 4.14 out of 5 stars by StadiumJourney.com

Dedicated: May 19, 2009
to Chancellor Ralph J. Cicerone for his revival of the baseball program that broke ground in January 2001

Dimensions: LF 335 - LC 380 - CF 408 - RC 380 - RF 335
Fence:..... 12 feet high
Surface:..... GN-1 Bermuda grass
Scoreboard:..... 52 feet high - 22'x46'
Video Display:..... 12'x21.6' (295" screen)
#TheCis

Around The Horn

9th 45 2nd

Ben Orloff begins his head coaching career in 2019 as the 9th head coach in program history taking over for Mike Gillespie who led the program to 393 of his 1,156 career wins. For the program, it's the 41st season of Anteater baseball, 33rd in Division I, and 18th since the program returned in 2002.

Taylor Rashi has put himself on the national radar as 1 of 45 pitchers chosen to the NCBWA Stopper of the Year Midseason Watch List, the ninth time an Anteater has appeared on the list in the award's 15 years. Rashi has built a 32-IP shutout streak, allowed opponents to hit just .116, won 3 games, saved 11, and this week took home his first Big West Pitcher of the Week award

UC Irvine travels to the state of Iowa for the first time in program history to face the first school from Iowa in program history. Iowa will be the 2nd state that UCI will visit for the 1st time ever joining Missouri. The Anteaters went 2-0 at Missouri State as part of an 8-0 mark in non-conference matchups out of state and 10-1 in all out-of-state contests in 2019



Quick Facts

General Information

School:	UC Irvine
City Zip:	Irvine, Calif. 92697-4500
Founded:	1962 (opened 1965)
Enrollment:	36,742
Colors:	Blue & Gold
Affiliation:	NCAA Division I
Conference:	Big West
Nickname:	Anteaters
Chancellor:	Howard Gillman, Ph.D. (Stanford - 1974)
Interim Athletic Director:	Paula Smith
Faculty Athletic Representative:	David Snow
Athletics Phone:	(949) 824-6931

Baseball History

First season:	1970 (DI in 1978)
Anteater baseball seasons:	41st season (33 as DI, 18 since 2002)
All-Time Record:	1,264-973-19
NCAA Tournament Appearances:	13 (DI - 8, DII - 5)
CWS Appearances:	2 (2007, 2014)
Big West Conference Titles:	1 (2009)
National Championships:	DII - 1973, 1974

Cicerone Field at Anteater Ballpark

Opened:	January 25, 2002
Dedicated:	May 19, 2009
	To Chancellor Ralph J. Cicerone for his revival of the baseball program that broke ground in January 2001
Seating Capacity:	3,408 (908 Seats, 2,500 Anthill)
Dimensions (LF-LC-CF-RC-RF):	335-380-408-380-335
Fence:	12 feet high
Surface:	GN-1 Bermuda grass

Media Relations

Associate AD/Director	Stacey King
Office Phone:	(949) 824-7350
Asst. Director/Baseball Contact:	Alex Croteau
Office Phone:	(949) 824-5814
Cell Phone:	(949) 410-3346
E-mail address:	acroteau@uci.edu
Radio:	KUCI 88.9 FM & kuci.org
Play-by-Play / Color:	Mark Roberts / Tim Becwar
Press Box Phone:	(949) 824-9905
Website:	www.ucirvinesports.com
Facebook:	Facebook.com/UCIbsb
Twitter:	@UCIbsb

Baseball Staff

Head Coach:	Ben Orloff (UC Irvine, 2009)
E-mail address:	borloff@uci.edu
Record at UC Irvine:	First Season
Overall DI Record:	First Season
Assistant Coach	JT Bloodworth (1st season)
Email address:	jbloodwo@uci.edu
Assistant Coach:	Danny Bibona (7th season)
Email address:	dbibona@uci.edu
Volunteer Assistant:	Cory Vanderhook (1st season)
Email address:	cvander1@uci.edu
Director of Operations	Bryce Stowell
Email address:	bstowell@uci.edu
Baseball Office:	Newkirk Pavilion
Office Phone:	(949) 824-9521

Team Information

2018 Record	32-24
Home	16-13
Road	16-11
Big West Record	13-11 (T3rd)
Home	5-7
Road	8-4
Letterwinners Returning Lost	20 12
Starting Position Players Returning Lost	4 5
Pitchers Returning Lost	10 6
Newcomers	10

Top Returning Position Players

Christian Koss, Jr., INF	.287, 52 games, 3 3B, HR, 17 RBI
Brendan Brooks, So., INF/OF	.308, 46 games, HR, 23 RBI
Konnor Zickefoose, Jr., OF	.306, 54 games, 13 2B, 5 HR, 27 RBI
Jake Palmer, So., OF	.298, 51 games, 36 R, 17 RBI, 22 BB

Top Returning Pitchers

Andre Pallante, Jr., RHP	15 starts, 10-1, 1.60, 101.1 IP, 115 K
Jordan Bocko, Sr., RHP	25 games, 5-2, 2.98, 8 saves, 47 K
Trenton Denholm, So., RHP	15 starts, 4-8, 4.72, 74.1 IP, 48 K

Key Losses

Cole Kreuter, Sr., INF	56 games, .286, 15 2B, 8 HR, 39 RBI
Ryan Fitzpatrick, Sr., 1B/DH	56 games, .307, 14 2B, 8 HR, 44 RBI
Parker Coss, Sr., INF	51 games, .276, HR, 14 RBI

Top Newcomers

Brandon Lewis, Jr., INF	.399, 17 HR, 55 RBI, summer league MVP
Tanner Brubaker, Jr., RHP	13-3, 1.70, 121.2 IP, 96 K at Saddleback JC
John Jensen, Jr. INF/OF	.306, 11 2B, 4 HR, 37 RBI at Santa Barbara CC

The Automated ScoreBook
 Game Results for UC Irvine (as of Apr 30, 2019)
 (All games)

Date	Opponent	Score	Inns	Overall	Conference	Pitcher of record	Attend	Time
Feb 16, 2019	WASHINGTON-1	L 5-9	9	0-1-0	0-0-0	Pallante (L 0-1)	1051	3:01
Feb 16, 2019	WASHINGTON-2	w 2-1	9	1-1-0	0-0-0	Garcia, A (W 1-0)	1051	2:35
Feb 17, 2019	WASHINGTON	w 6-4	9	2-1-0	0-0-0	Bocko (W 1-0)	623	3:07
Feb 19, 2019	at San Diego State	L 3-9	9	2-2-0	0-0-0	Garcia, A (L 1-1)	427	3:25
Feb 22, 2019	at Rice	w 11-5	9	3-2-0	0-0-0	Bocko (W 2-0)	2190	3:54
Feb 23, 2019	at Rice	w 7-0	9	4-2-0	0-0-0	Brubaker (W 1-0)	2308	2:56
Feb 24, 2019	at Rice	w 11-4	9	5-2-0	0-0-0	Denholm (W 1-0)	2325	3:05
2/26/2019	at LMU	L 3-7	9	5-3-0	0-0-0	Garcia, A (L 1-2)	358	3:25
Mar 01, 2019	at Missouri State-1	w 3-2	7	6-3-0	0-0-0	Pallante (W 1-1)	-	2:16
Mar 01, 2019	at Missouri State-2	w 4-1	(11)	7-3-0	0-0-0	Bocko (W 3-0)	221	2:52
Mar 08, 2019	ST. JOHN'S	w 3-0	9	8-3-0	0-0-0	Pallante (W 2-1)	493	2:42
Mar 09, 2019	ST. JOHNS	L 3-4	9	8-4-0	0-0-0	Brubaker (L 1-1)	505	2:47
Mar 10, 2019	ST. JOHN'S	w 3-0	9	9-4-0	0-0-0	Denholm (W 2-0)	473	2:17
Mar 15, 2019	at Utah Valley	w 15-0	9	10-4-0	0-0-0	Pallante (W 3-1)	530	2:57
Mar 16, 2019	at Utah Valley	w 17-4	(10)	11-4-0	0-0-0	Rashi (W 1-0)	546	3:46
Mar 17, 2019	at Utah Valley	w 17-4	9	12-4-0	0-0-0	Denholm (W 3-0)	472	2:59
Mar 22, 2019	WASHINGTON STATE	w 4-1	9	13-4-0	0-0-0	Pallante (W 4-1)	558	2:57
Mar 23, 2019	WASHINGTON STATE	w 5-1	9	14-4-0	0-0-0	Brubaker (W 2-1)	618	2:44
Mar 24, 2019	WASHINGTON STATE	w 8-4	9	15-4-0	0-0-0	Denholm (W 4-0)	580	2:56
Mar 26, 2019	SAN DIEGO	w 17-7	9	16-4-0	0-0-0	Johnston (W 1-0)	481	3:56
* Mar 29, 2019	at Hawai'i	L 2-10	9	16-5-0	0-1-0	Pallante (L 4-2)	2935	3:24
* Mar 30, 2019	at Hawai'i	w 8-5	9	17-5-0	1-1-0	Brubaker (W 3-1)	3639	3:28
* Mar 31, 2019	at Hawai'i	w 4-0	9	18-5-0	2-1-0	Denholm (W 5-0)	2578	2:31
* Apr 05, 2019	LONG BEACH STATE	w 9-4	9	19-5-0	3-1-0	Pallante (W 5-2)	758	3:38
* Apr 06, 2019	LONG BEACH STATE	w 4-1	9	20-5-0	4-1-0	Brubaker (W 4-1)	705	2:51
* Apr 07, 2019	LONG BEACH STATE	w 4-0	9	21-5-0	5-1-0	Denholm (W 6-0)	674	2:20
Apr 09, 2019	at #1 UCLA	L 3-9	9	21-6-0	5-1-0	Bocko (L 3-1)	497	3:25
* Apr 12, 2019	at #14 UC Santa Barbara	L 1-4	9	21-7-0	5-2-0	Pallante (L 5-3)	617	2:38
* Apr 13, 2019	at #14 UC Santa Barbara	L 1-10	9	21-8-0	5-3-0	Brubaker (L 4-2)	518	2:53
* Apr 14, 2019	at #14 UC Santa Barbara	L 2-3	9	21-9-0	5-4-0	Denholm (L 6-1)	573	2:45
Apr 16, 2019	SAN DIEGO STATE	w 6-5	9	22-9-0	5-4-0	Bocko (W 4-1)	412	3:32
* Apr 18, 2019	CSUN	w 7-1	9	23-9-0	6-4-0	Pallante (W 6-3)	411	2:52
* Apr 19, 2019	CSUN	w 4-3	9	24-9-0	7-4-0	Rashi (W 2-0)	620	2:59
* Apr 20, 2019	CSUN	w 2-0	9	25-9-0	8-4-0	Denholm (W 7-1)	610	2:40
Apr 23, 2019	at USC	w 12-9	(10)	26-9-0	8-4-0	Rashi (W 3-0)	231	3:55
* Apr 26, 2019	at Cal State Fullerton	w 7-3	9	27-9-0	9-4-0	Pallante (W 7-3)	2155	3:29
* Apr 27, 2019	at Cal State Fullerton	w 7-4	9	28-9-0	10-4-0	Brubaker (W 5-2)	1714	3:10
* Apr 28, 2019	at Cal State Fullerton	L 3-4	9	28-10-0	10-5-0	Denholm (L 7-2)	1420	2:30
Apr 30, 2019	CAL STATE FULLERTON	L 4-10	9	28-11-0	10-5-0	Riddle (L 0-1)	474	3:44

() extra inning game

The Automated ScoreBook
Overall Statistics for UC Irvine (as of Apr 30, 2019)
(All games Sorted by Batting avg)

Record: 28-11 Home: 15-3 Away: 13-8 Conference: 10-5

Player	avg	gp-gs	ab	r	h	2b	3b	hr	rbi	tb	slg%	bb	hp	so	gdp	ob%	sf	sh	sb-att	po	a	e	fld%
23 Lewis, Brandon	.348	39-39	158	34	55	15	0	12	45	106	.671	19	5	40	4	.432	1	0	4-5	30	58	4	.957
36 Damla, Adrian	.311	36-31	119	16	37	4	0	1	20	44	.370	20	6	20	2	.432	1	0	1-1	249	11	1	.996
15 Peabody, Mike	.304	35-31	112	26	34	8	1	1	17	47	.420	16	12	21	0	.443	0	2	3-5	59	0	1	.983
28 Palmer, Jake	.261	33-32	111	32	29	4	0	1	16	36	.324	33	5	30	4	.447	1	2	2-2	52	0	2	.963
27 Koss, Christian	.229	39-39	140	25	32	5	2	4	22	53	.379	20	8	39	4	.351	3	4	8-10	58	115	9	.951
7 Filia, Mikey	.220	39-39	150	26	33	5	1	3	25	49	.327	11	6	33	6	.296	2	3	4-4	89	2	2	.978

31 Mazur, Griffin	.309	24-15	55	11	17	0	0	0	9	17	.309	9	5	6	0	.443	1	3	0-0	128	13	2	.986
35 Zickefoose, Konnor	.308	26-16	65	10	20	8	1	0	6	30	.462	9	3	8	0	.416	0	0	0-0	15	0	0	1.000
8 Jensen, John	.221	27-19	77	15	17	1	3	1	8	27	.351	8	3	27	1	.315	1	0	2-3	11	0	1	.917
5 Ireland, Sam	.200	21-14	50	7	10	2	0	0	6	12	.240	4	3	11	0	.293	1	2	2-3	31	32	0	1.000
37 Brooks, Brendan	.198	27-26	91	13	18	0	0	6	19	36	.396	8	5	22	3	.290	3	1	0-0	43	68	4	.965
24 Castro, Jacob	.179	14-10	39	5	7	4	0	0	7	11	.282	4	3	7	1	.298	1	0	0-1	68	5	0	1.000
30 Antone, Andre	.163	22-14	49	5	8	3	0	0	10	11	.224	7	1	19	3	.281	0	0	0-0	50	4	2	.964
20 Reitano, Matt	.140	23-18	50	9	7	3	1	0	7	12	.240	8	7	15	1	.328	2	3	1-1	129	9	2	.986
10 Johnston, Ryan	.000	11-4	14	0	0	0	0	0	2	0	.000	2	0	4	0	.125	0	2	0-0	8	3	0	1.000
2 Lee, Dailin	.000	5-0	2	3	0	0	0	0	0	0	.000	3	0	1	0	.600	0	0	0-0	0	0	0	.000
38 Pacheco, Johnny	.000	2-0	2	0	0	0	0	0	0	0	.000	0	0	2	0	.000	0	0	0-0	0	0	0	.000
39 Brubaker, Tanner	.000	3-3	0	0	0	0	0	0	0	0	.000	0	0	0	0	.000	0	0	0-0	2	11	0	1.000
41 Pallante, Andre	.000	1-1	0	0	0	0	0	0	0	0	.000	0	0	0	0	.000	0	0	0-0	4	7	2	.846
Totals	.252	39	1284	237	324	62	9	29	219	491	.382	181	72	305	29	.371	17	22	27-35	1035	368	33	.977
Opponents	.226	39	1268	152	287	52	11	18	140	415	.327	106	30	327	24	.299	12	23	14-23	1015	362	46	.968

LOB - Team (324), Opp (253). DPs turned - Team (28), Opp (35). CI - Team (1), Mazur 1. IBB - Team (7), Lewis 5, Palmer 1, Mazur 1, Opp (2). Picked off - Koss 3, Lewis 2, Peabody 1, Filia 1, Ireland 1, Palmer 1.

(All games Sorted by Earned run avg)

Player	era	w-l	app	gs	cg	sho	sv	ip	h	r	er	bb	so	2b	3b	hr	b/avg	wp	hp	bk	sfa	sha	
1 Denholm, Trenton	2.03	7-2	11	10	1	1/3	0	66.2	38	15	15	16	60	7	2	1	.167	3	6	1	0	6	
39 Brubaker, Tanner	2.39	5-2	11	11	1	0/1	0	71.2	59	22	19	16	49	5	2	5	.223	4	6	1	0	7	
41 Pallante, Andre	2.62	7-3	11	11	0	0/2	0	68.2	53	29	20	23	64	7	1	5	.213	4	6	0	2	2	

13 Rashi, Taylor	0.00	3-0	20	0	0	0/4	11	26.0	10	0	0	2	37	1	1	0	.116	0	0	0	0	0	
26 Garcia, Darius	1.42	0-0	6	0	0	0/0	0	6.1	4	1	1	1	7	2	0	0	.174	1	1	0	0	0	
40 Vergara, John	3.50	0-0	15	2	0	0/2	0	18.0	17	8	7	9	20	5	0	1	.254	0	1	0	1	1	
21 Bocko, Jordan	6.41	4-1	17	1	0	0/1	0	26.2	30	20	19	6	32	6	3	2	.286	4	2	0	3	4	
9 Frias, Michael	7.00	0-0	9	0	0	0/0	0	18.0	24	15	14	6	18	5	1	2	.304	1	2	1	0	1	
12 Akamatsu, Kaz	7.04	0-0	10	0	0	0/1	0	7.2	7	6	6	7	7	1	1	0	.259	0	1	0	2	0	
10 Johnston, Ryan	8.53	1-0	11	1	0	0/1	0	12.2	17	12	12	9	12	5	0	1	.321	3	2	0	1	0	
44 Riddle, Dylan	9.00	0-1	11	1	0	0/0	0	15.0	17	16	15	5	18	6	0	1	.288	1	1	0	0	1	
16 Garcia, Alonzo	9.39	1-2	6	2	0	0/0	0	7.2	11	8	8	6	3	2	0	0	.393	1	2	0	3	1	
Totals	3.55	28-11	39	39	2	7/6	11	345.0	287	152	136	106	327	52	11	18	.226	22	30	3	12	23	
Opponents	5.48	11-28	39	39	0	0/0	4	338.1	324	237	206	181	305	62	9	29	.252	36	72	3	17	22	

PB - Team (5), Reitano 3, Mazur 2, Opp (10). Pickoffs - Team (3), Denholm 1, Bocko 1, Pallante 1, Opp (9). SBA/ATT - Reitano (6-10), Mazur (5-7), Pallante (6-7), Castro (3-6), Brubaker (3-5), Rashi (0-2), Garcia, A (1-2), Johnston (0-2), Frias (2-2), Akamatsu (1-1), Bocko (1-1), Vergara (0-1).

The Automated ScoreBook
 Conference statistics for UC Irvine (as of Apr 28, 2019)
 (Conference games only Sorted by Batting avg)

Record: 10-5 Home: 6-0 Away: 4-5 Conference: 10-5

Player	avg	gp-gs	ab	r	h	2b	3b	hr	rbi	tb	slg%	bb	hp	so	gdp	ob%	sf	sh	sb-att	po	a	e	fld%	
23 Lewis, Brandon	.368	15-15	57	9	21	4	0	2	10	31	.544	8	2	13	1	.463	0	0	2-3	8	27	2	.946	
27 Koss, Christian	.255	15-15	51	4	13	4	0	1	7	20	.392	5	1	10	1	.322	2	3	1-1	29	51	2	.976	
15 Peabody, Mike	.255	15-15	51	8	13	4	0	0	4	17	.333	8	5	7	0	.406	0	1	0-0	27	0	0	1.000	
36 Damla, Adrian	.232	15-15	56	5	13	1	0	1	8	17	.304	5	5	4	1	.343	1	0	0-0	122	6	0	1.000	
8 Jensen, John	.231	14-9	39	7	9	0	1	1	3	14	.359	3	2	10	1	.311	1	0	1-2	5	0	0	1.000	
7 Filia, Mikey	.220	15-15	59	10	13	2	0	1	5	18	.305	4	2	11	4	.292	0	1	1-1	32	0	2	.941	
28 Palmer, Jake	.195	12-11	41	6	8	0	0	1	6	11	.268	8	0	12	2	.327	0	1	0-0	13	0	0	1.000	

35 Zickefoose, Konnor	.455	7-4	22	4	10	3	0	0	1	13	.591	1	0	1	0	.478	0	0	0-0	8	0	0	1.000	
31 Mazur, Griffin	.323	12-9	31	6	10	0	0	0	4	10	.323	3	3	3	0	.421	1	3	0-0	70	3	1	.986	
5 Ireland, Sam	.286	9-8	28	2	8	2	0	0	5	10	.357	1	0	5	0	.300	1	1	2-3	16	13	0	1.000	
37 Brooks, Brendan	.136	7-7	22	2	3	0	0	2	4	9	.409	2	2	7	1	.259	1	0	0-0	13	21	3	.919	
20 Reitano, Matt	.067	8-6	15	2	1	1	0	0	1	2	.133	3	2	4	0	.300	0	1	0-0	36	5	0	1.000	
10 Johnston, Ryan	.000	6-1	5	0	0	0	0	0	1	0	.000	1	0	3	0	.167	0	1	0-0	6	3	0	1.000	
24 Castro, Jacob	.000	1-1	3	0	0	0	0	0	0	0	.000	0	0	0	0	.000	0	0	0-0	1	1	0	1.000	
30 Antone, Andre	.000	2-1	3	0	0	0	0	0	0	0	.000	0	0	3	0	.000	0	0	0-0	0	0	0	.000	
39 Brubaker, Tanner	.000	2-2	0	0	0	0	0	0	0	0	.000	0	0	0	0	.000	0	0	0-0	0	5	0	1.000	
41 Pallante, Andre	.000	1-1	0	0	0	0	0	0	0	0	.000	0	0	0	0	.000	0	0	0-0	2	3	2	.714	
Totals	.253	15	483	65	122	21	1	9	59	172	.356	52	24	93	11	.350	7	12	7-10	390	148	13	.976	
Opponents	.223	15	475	52	106	16	6	6	49	152	.320	35	10	108	11	.289	3	11	8-11	388	152	16	.971	

LOB - Team (125), Opp (92). DPs turned - Team (14), Opp (14). IBB - Team (5), Lewis 4, Palmer 1, Opp (1). Picked off - Lewis 2, Peabody 1, Koss 1, Ireland 1, Filia 1.

(Conference games only Sorted by Earned run avg)

Player	era	w-l	app	gs	cg	sho	sv	ip	h	r	er	bb	so	2b	3b	hr	b/avg	wp	hp	bk	sfa	sha		
1 Denholm, Trenton	1.72	3-2	5	5	1	1/2	0	36.2	22	7	7	9	26	5	2	0	.177	0	2	1	0	5		
39 Brubaker, Tanner	2.60	3-1	5	5	1	0/0	0	34.2	28	13	10	7	24	3	1	3	.219	2	4	0	0	3		
41 Pallante, Andre	3.27	3-2	5	5	0	0/0	0	33.0	31	14	12	12	24	5	1	1	.248	2	2	0	1	2		

13 Rashi, Taylor	0.00	1-0	7	0	0	0/2	4	10.1	6	0	0	0	14	0	0	0	.171	0	0	0	0	0		
44 Riddle, Dylan	0.00	0-0	1	0	0	0/0	0	1.2	0	0	0	0	1	0	0	0	.000	0	0	0	0	0		
26 Garcia, Darius	0.00	0-0	1	0	0	0/0	0	1.0	1	0	0	0	2	1	0	0	.250	1	0	0	0	0		
40 Vergara, John	2.25	0-0	4	0	0	0/0	0	4.0	3	2	1	0	7	0	0	0	.214	0	0	0	1	0		
10 Johnston, Ryan	4.50	0-0	2	0	0	0/0	0	2.0	1	1	1	0	4	0	0	1	.125	2	1	0	0	0		
9 Frias, Michael	9.82	0-0	2	0	0	0/0	0	3.2	4	4	4	2	4	0	0	0	.267	1	1	1	0	0		
21 Bocko, Jordan	23.14	0-0	4	0	0	0/0	0	2.1	9	6	6	1	1	2	1	1	.600	0	0	0	0	1		
12 Akamatsu, Kaz	54.00	0-0	2	0	0	0/0	0	0.2	1	4	4	3	1	0	1	0	.500	0	0	0	1	0		
16 Garcia, Alonzo	99.00	0-0	1	0	0	0/0	0	0.0	0	1	1	1	0	0	0	0		1	0	0	0	0		
Totals	3.18	10-5	15	15	2	3/2	4	130.0	106	52	46	35	108	16	6	6	.223	9	10	2	3	11		
Opponents	3.90	5-10	15	15	0	0/0	3	129.1	122	65	56	52	93	21	1	9	.253	12	24	0	7	12		

PB - Team (1), Mazur 1, Opp (1). Pickoffs - Team (1), Denholm 1, Opp (6). SBA/ATT - Reitano (3-5), Mazur (4-5), Brubaker (3-4), Pallante (4-4), Rashi (0-2), Castro (1-1), Frias (1-1).



EATER STATS

Overall 28-11, Home 15-3, Away 13-8, Neutral 0-0, vs. Big West 10-6, vs. Ranked schools 0-4, vs. Non-conference 18-6, vs. WCC 1-1, vs. Pac-12 6-2, vs. Mountain West 1-1, vs. Conference USA 3-0, vs. Missouri Valley 2-0, vs. Big East 2-1, vs. WAC 3-0

Day games 11-5, Night games 17-6, vs. LH starter 11-5, vs. RH starter 17-6

February 5-3, March 13-2, April 10-6, May 0-0, Thursday 0-0, Friday 9-2, Saturday 8-3, Sunday 8-2, Tuesday 3-4, Doubleheader 3-1

Series wins 10-1, Rubber games 3-0, Shutouts 7-0, Extra Innings 3-0, Rainouts 2, Longest streaks W8 / L4

By Inning UCI OPP, 1st 27 20, 2nd 37 19, 3rd 24 18, 4th 23 9, 5th 17 34, 6th 36 18, 7th 18 20, 8th 21 8, 9th 15 6, Extras 19 0, Total 237 152

Most runs scored 17 (at UVU (2), vs. USD)

Most runs allowed 10 (at UH; at UCSB; vs. CSF)

Most runs - inning 13 (3/16 at UVU (10th))

Most allowed - inning 8 (2/16 vs. WASH (5th))

Largest comeback 4 (4/23)

Largest lead lost 5 (4/23)

1-run games 4-3

Scoring first 22-5

Opponent scores first 6-6

Leading after 6 22-1

Tied after 6 3-0

Trailing after 6 3-10

Leading after 7 22-0

Tied after 7 3-0

Trailing after 7 1-11

Leading after 8 23-0

Tied after 8 2-0

Trailing after 8 1-11

More hits 18-0, Less hits 5-9, Hits even 5-2, Commit an error 15-6, No errors 13-5, Hit a HR 15-3, No HRs 13-8

UC Irvine scored its 10th series win in 11 weekends in 2019 after taking down Cal State Fullerton. The 'Eaters have swept six series including two conference sweeps.

UCI finished the week 3-1, all road games, defeating USC Tuesday night in 10 innings and taking two of three at CSF. The team hit .297 scoring seven runs or more in three of the contests, were hit by 10 pitches, and put together a staff ERA of 4.25 with all four matchups decided by four runs or less.

UCI's series win over CSF was its first since 2009 and only its third since bringing the program back in 2002. The 'Eaters and Titans will play just its second game out of conference since 2002 joining the 2007 matchup in the College World Series which was played on a Monday. UCI and CSF also had a non-conference series in 2006 with two games played in Fullerton and the third in Irvine

The Anteaters enter Tuesday with a 12-game home win streak and a 6-0 record against Big West foes. The 'Eaters had a seven-game overall win streak snapped in Sunday's loss. UCI's 15-2 mark at home this year has potential to be its best on record with nine home games remaining. UCI finished with 25 wins at home in its 2013 campaign while going 23-4 in 2011 and 21-4 in the regular season in 2009. Since opening Anteater Ballpark in 2002, the 'Eaters have finished with a winning record at home in 15 of 17 seasons

UC Irvine currently stands third in the Big West Conference with a record of 10-5. Cal Poly took the conference lead with a record of 10 -2 trailed closely by UCSB at 9-3. UC Irvine will play its week outside the Big West this week with a trip to Iowa. UCI holds a three-game edge on Hawai'i (7-8) and is ahead by two in the loss column over CSF and UC Riverside, both 5-7

The Anteaters are trending nationally on the mound with the third -most shutouts in the country at seven behind just Tennessee and UCLA. It also ranks among the top 10 in the NCAA in least amount of walks allowed per game (2.71), least amount of hits (7.26), strikeouts-to-walks (3.16), and overall WHIP (1.11) where its second behind UCLA, all while producing the 18th-lowest ERA at 3.40

UC Irvine's weekend starters have produced 18 quality starts in their 32 starts. Trenton Denholm and Andre Pallante are tied atop the conference with seven wins each. Each starter tops the Big West in some category with Pallante taking the lead in strikeouts looking (23), Denholm with the lowest WHIP (0.81) and opposing batting average(.167), and Tanner Brubaker on top with 71.2 innings pitched. The trio ranks within the top 10 in each of those categories in addition to overall strikeouts and ERA. The weekend rotation together has a record of 19-7 in 32 starts with a 2.42 ERA, 150 hits allowed, 57 walks issued, and 172 Ks in 204.2 innings

Table with 5 columns: Big West Rankings, Pallante, Brubaker, Denholm, Team. Rows include ERA, Opponent's AVG, WHIP, Innings Pitched, Strikeouts, Strikeouts Looking, Wins.

Flamethrower Taylor Rashi is making his case for the staff's best arm putting in work last week to bring home his first career Big West Pitcher of the Week award. Rashi pitched in three of the contests going 4.1 innings in relief and not allowing any of his 13 baserunners to reach. He's set down 22 consecutive hitters to go with his 32-inning shutout streak that dates back to 2019, one of the four streaks of 20+ innings UCI pitchers have produced in 2019. In the process, he earned his third win of the season Tuesday and saved UCI's two wins at CSF giving him 11 on the year to lead the Big West. Earlier last week, he was also selected to the NCBWA's Stopper of the Year Midseason Watch List as 1 of 45 pitchers to watch. He became the sixth Anteater to grace the list, and in the 15-year history of the award, an Anteater has been represented nine times with three years (2008, 2009, 2014) placing an 'Eater among the finalists

The Anteater offense came through with a solid week hitting .297

STAT RANKINGS (297 schools nationally, 9 in Big West)

Table with 4 columns: Stat, Total, Big West, National. Rows include Walks Allowed per 9 innings, Shutouts, WHIP, Strikeout-to-Walk Ratio, Hit by Pitch, Hits Allowed per 9 innings, ERA, Fielding Percentage, Strikeouts per 9 innings, On Base Percentage, Runs per game, Sacrifice Bunts, Triples, Home Runs, Sacrifice Flies, Walks, Double Plays, Slugging Percentage, Batting Average, Stolen Bases, Hits.

PLAYER RANKINGS

Table with 5 columns: Player, Stat, Total, Big West, National. Rows include Denholm (WHIP), Rashi (Saves), Denholm (H per 9 innings), Palmer (BB per game), 2 players (Wins), Lewis (Home Runs), Lewis (Slugging %), Denholm (ERA), Lewis (Total Bases), Lewis (Doubles), Peabody (Hit by Pitch), Lewis (RBIs), Brubaker (ERA), Palmer (Walks), Brubaker (WHIP), Pallante (ERA).

DEPTH PERCEPTION

Table with 5 columns: Scenario, W-L, Runs/Game, Average, ERA. Rows include Midweek, February, March, April, May (2018), Home, Road, vs. Big West, vs. Non-Conference.

By Week

Table with 5 columns: Team, W-L, Runs/Game, Average, ERA. Rows include Washington - San Diego State, Rice - Loyola Marymount, Missouri State, St. John's, Utah Valley, Washington State - San Diego, Hawai'i, Long Beach State - UCLA, UC Santa Barbara - San Diego State, CSUN - USC, Cal State Fullerton, Iowa - San Diego, Cal Poly - UCLA, UC Davis - USC, UC Riverside.



BIG WEST STANDINGS

Standings table with columns: Standings, Big West, Overall, Home. Rows include Cal Poly, UC Santa Barbara, UC Irvine, Hawai'i, Cal State Fullerton, UC Riverside, CSUN, UC Davis, Long Beach State.

Midweek Schedule table with columns: Game, Location. Rows include UNLV 7-11 UC Riverside, Hawai'i 6-2 Cal Baptist, LMU 6-5 Long Beach State, Cal State Fullerton 10-4 UC Irvine.

Weekend Series table with columns: Game, Location. Rows include UC Santa Barbara at CSUN, UC Riverside at LBSU, UC Irvine at Iowa.

2019 Big West Preseason Poll table with columns: Standing, (First Place Votes) Votes. Rows include Cal State Fullerton, UC Irvine, Long Beach State, Cal Poly, UC Santa Barbara, Hawai'i, CSUN, UC Davis, UC Riverside.

National Rankings table with columns: Team, Rank. Rows include Perfect Game, Collegiate Baseball Newspaper, Baseball America, NCBWA, D1Baseball.com.

AT-LARGE CREDENTIALS

RPI, Strength of Schedule, Non-Conference, vs. RPI Top 50, Conf. Rank table.

Weekend Series, Midweeks table with columns: RPI, W-L, Conference Standing. Rows include Washington, Rice, Missouri State, St. John's, Utah Valley, Washington State, Hawai'i, Long Beach State, #19 UC Santa Barbara, CSUN, Cal State Fullerton, Iowa, Cal Poly, UC Davis, UC Riverside, San Diego State, Loyola Marymount, #16 Michigan, San Diego, #1 UCLA, USC.

with a .308 clip against Cal State Fullerton. Konnor Zickefoose held the torch hitting .533 with hits in all four games, multiple hits in three, and a three-hit game Sunday. Griffin Mazur continued his assault with hits in now nine of his last 11 starts going .462 on the week with four RBIs. Adrian Damla had five RBIs along with his second career home run on Saturday. John Jensen followed suit with his first HR as an Ant eater Sunday while muscling four hits and four RBIs last week

Other key contributors included Brandon Lewis who drove in four of his five RBIs on Friday along with his 12th home run, tying him for the second most in a season in program history. His on-base streak continued to grow now up to 35 consecutive games, and he had UCI's lone stolen base on the weekend. Mike Peabody worked out of the leadoff spot with three hits and team highs of six runs scored and four walks. He was hit by a pitch three times giving him 12 on the year which leads the conference and ranks 59th nationally for the team that has been hit by pitch 71 times, 15th-most in the nation

The Ant eaters retained their ranking at 19th according to Baseball America. Elsewhere, the 'Eaters jumped to 18th by Collegiate Baseball Newspaper and 17th from Perfect Game. D1Baseball.com returned the 'Eaters to their top 25 at No. 25 while the NCBWA had UCI as high as 24th in last week's poll

The Ant eaters eclipsed the 20-win mark against Long Beach State to register the second-quickest occurrence in program history accomplishing it in just 25 games. The 2008 squad started the season 20-4. UCI had a pair of games canceled by weather (vs. #16 Michigan, at Missouri State) leaving them in a 54-game schedule. Two more wins will guarantee the 'Eaters a non-losing season and one more conference win will guarantee a non-losing record in Big West play

The Ant eaters finished March with a record of 13-2 improving to 18-5 overall. It was the third such March in program history with 13+ wins joining the 14-3 March of 2008 and 13-5 mark in 2009. UC Irvine's spectacular March saw the team hit .278, walks twice as many times, and average 7.5 runs a game while allowing opponents to hit just .199. The staff has a 2.80 ERA in the month striking out 130 hitters over 135 innings while opponents have a 6.85 ERA when facing Ant eater hitting

UC Irvine scored a program record 13 runs in the 10th inning of Saturday's 17-4 victory at Utah Valley. It's the 13th such inning with 10 or more runs scored with the previous high for an inning being 11 runs achieved four times. UCI sent 18 hitters to the plate hitting two home runs, walking six times, and collecting six hits.

The ninth head coach in program history, Ben Orloff returns to the Ant eater dugout for a sixth year, but first at the helm. Even though he is the NCAA career and single-season record holder in sacrifice bunts, don't expect to see his the Ant eaters bunting their way around the bases.

"You don't have a style, you adjust to your players," the head coach stated recognizing the talent and pop his lineup brings. "Offensively, we have some power bats that are looking to hit in the middle of the lineup with Konnor Zickefoose, Brandon Lewis, and John Jensen. Any of those guys can lift a double or leave the yard so there's potential for the big inning and we look to capitalize on that. A big part of the offense will be an emphasis on walking more, strike zone management, raising that slugging percentage. We'll walk more this year than we ever have in the last five years."

John Vergara has interesting potential, but he's been out the whole fall. He only threw three innings in the fall, didn't really get to see him, redshirted last year at Glendale CC, and had a decent summer with the Conejo Oaks. He's kind of a wild card and an intriguing arm, looking forward to seeing what he brings to the fold."

Mikey Filia is a guy that will step into a much bigger role. He's bided his time over the last three years and now he should be an integral part of the team's success."

The 2019 Ant eaters are a squad comprised of players that have a lot of college baseball experience and have put in a lot of time with the Ant eater program. Twenty of the 2019 Ant eaters are upperclassmen with 14 as juniors and six seniors including graduate student Louis Raymond. A pair of Ant eaters finished their undergraduate schooling following the Winter Quarter in pitcher Alonzo Garcia and outfielder Konnor Zickefoose. Overall, 14 Ant eaters have put in at least three years with the program including seven into now their fourth year.

NATIONAL RANKINGS

National Rankings table with columns: D1Baseball.com, Rank, Baseball America. Rows include UCLA, Stanford, Oregon State, Vanderbilt, Oregon State, Arkansas, Mississippi St., Louisville, Georgia Tech, Georgia, East Carolina, Georgia Tech, Texas Tech, Texas Tech, LSU, LSU, Mississippi, UCSB, North Carolina, North Carolina, Texas A&M, Baylor, Baylor, West Virginia, West Virginia, Mississippi, UC Irvine, Arizona State, Arizona State, NC State, NC State, Miami (FL), Indiana, Florida State, Miami (FL), Missouri, Missouri, UC Irvine, BYU.

ATHLETICS NOTES

UCI has won 28 national championships in nine different sports, the most recent in men's volleyball in 2013. UCI has finished in the top five in the Division I-AAA ADA All-Sports rankings of the 95 DI schools that do not sponsor football in seven of the last 12 years, runner-up showings twice in last five years. UCI placed first in 2007. The Ant eaters have captured 92 conference regular-season titles since moving to NCAA Division I in 1977. The University has had 57 representatives participate in the Olympics and Paralympics

2018-19 in UC Irvine Athletics

2018-19 in UC Irvine Athletics table with columns: Sport, Rank. Rows include Men's Basketball, Women's Basketball, Men's Cross Country, Women's Cross Country, Men's Golf, Women's Golf, Men's Soccer, Women's Soccer, Men's Tennis, Women's Tennis, Men's Track & Field, Women's Track & Field, Women's Indoor, Men's Volleyball, Women's Volleyball, Men's Water Polo, Women's Water Polo.



2019 UC Irvine Baseball Game Notes



UC Irvine Anteaters

Record: 28-11
 Road: 13-8
 Outside CA: 10-1
 March: 13-2 April: 10-6
 Day: 11-5 Night: 17-6

Iowa Hawkeyes

2018 Record: 33-20
 2019 Home: 15-4
 Vs. Big West: 4-3 (8-4)
 Batting: .266 (148th)
 Pitching: 4.02 (58th)
 Fielding: .967 (142nd)



First meeting between UCI and Iowa
 All-time vs. Big Ten: 14-9
 First meeting with an Iowa school
 First ever trip to the state of Iowa
 First trips in 2019: Iowa, Missouri

Vs. Big Ten Opponents

Illinois: 1-0 Maryland: 1-0
 Michigan: 0-1 Minnesota: 6-3
 Nebraska: 4-4 Penn State: 1-0
 Wisconsin: 1-1

Founded: 1847
 Enrollment: 32,948
 First Year of Baseball: 1890
 NCAA Tournaments: 5
 College World Series berth: 1972

Notable Alumni

Jim Sundberg Cal Eldred
 Mike Boddicker Chris Hatcher
 Tom Brokaw Tennessee Williams
 B.J. Armstrong Harry Kalas



Pinch-Hitters

35 LH Zickefoose
 30 RH Antone
 8 LH Jensen
 31 RH Mazur
 10 LH Johnston
 24 LH Castro

Out of the Pen

13 RHP Rashi
 21 RHP Bocko
 40 LHP Vergara
 10 RHP Johnston
 9 RHP Frias
 12 RHP Akamatsu
 44 LHP Riddle
 26 LHP D. Garcia
 16 RHP A. Garcia

The Iowa Hawkeyes matchup with UC Irvine for the first time ever on a baseball field. For UCI, it's the program's first trip to Iowa and first matchup with any school from Iowa. Iowa is 4-3 against Big West foes this year already splitting a four-game series at Hawai'i early in the year before welcoming CSUN to Duane Banks Field where Iowa won two of three. The Anteaters have periodically played against the Big Ten going 14-9 all-time. The last meeting was to open the 2017 season splitting a pair of games with Minnesota at home. UCI had a midweek matchup with Michigan washed out in 2019.

Iowa is trending up with an 11-6 mark in April lifting it to a 26-16 record overall and 11-7 mark in the Big Ten where they stand in fourth, a couple games off the top spot. In addition to the Big West series, Iowa has won series over ranked Illinois, Nebraska, and Oklahoma State squads. For the second third time this year, Iowa will stack midweek games on Tuesday and Wednesday prior to their weekend series. Both previous times, they've split the midweek matchups, and have followed that up with a sweep at the hands of Indiana on one weekend and a series win at home against Rutgers in the other.

The Hawkeyes finished 2018 at 33-20, and are just a year removed from their last NCAA Tournament berth in 2017 where they were bumped by Houston in their regional after beating them in the opener, and closing out the year with 39 wins

Iowa is tough at home going 15-4 so far in 2019 coming off a 20-6 mark in 2018. Iowa has lost just 24 games at Duane Banks Field in its last 4+ seasons, a record of 67-24 in those 91 games

Iowa's offense is fourth in the Big Ten hitting .266 with top-3 totals in walks (196), on-base percentage (.367), and stolen bases (49) while sitting near the bottom in triples and HRs averaging 5.3 runs per game. Zeb Adreon boasts a .321 average with a team-best 10 doubles, Ben Norman tops the Hawkeyes with six home runs, 10 stolen bases, and 30 RBIs, and Chris Whelan claims the conference's second-best on-base percentage with 25 hits, 31 walks, and 11 times hit by pitch

The pitching staff is formidable with a 4.02 ERA (58th in NCAA) allowing 8.44 hits a game (65th in NCAA). The starting staff rolls through right-handers Grant Judkins (4-5, 2.11) and Cole McDonald (4-3, 3.66) each with over 50 strikeouts in over 60 innings. Cam Baumann has also made 10 starts with a 3-2 mark and 4.96 ERA, and the bullpen has put in its miles with 22 appearances for Grant Leonard (5-1, 4.10) spanning 26.1 IP, Grant Leonard appearing in 20 games (2-1, 1.17, 10 saves) with just eight walks in 23 innings, and 10 other relievers with 10 or more outings. As a whole, they do walk 4.5 hitters a game, but have only hit 33 batters on the year.

The defense is middle of the pack with an 0.967 fielding percentage turning the second-most double plays (35) in the Big Ten. The Hawkeyes' field is all turf, a surface UCI has seen once in Hawai'i

1	So. RHP Trenton Denholm	Has shutout streaks of 21.1 & 20.2 IP this season
2	Jr. OF Dailin Lee	Summer title with Jamestown Jammers of NYPL
4	So. INF Jake Cosgrove	Redshirting due to transfer rules from Seattle U.
5	Fr. INF Sam Ireland	5-of-10 hits have come with runners in scoring pos.
7	Jr. OF Mikey Filla	Owens both OF assists for the team (1 Tues. vs. CSF)
8	Jr. INF/OF John Jensen	April: .256 (10-for-39), 5 RBI, 2 SB - Hit 1st HR Sat.
9	Fr. RHP Michael Frias	4 outings of 2+ IP, 0 ER 2 outings of 0.2 IP, 4 ER
10	Jr. UT Ryan Johnston	Career: 95 games, 64 as hitter, 31 as pitcher, 24 GS
11	Grad. RHP Louis Raymond	Pursuing his Master's degree in Finance
12	So. RHP Kaz Akamatsu	Missed 2018 lowered arm slot in 2019
13	Sr. RHP Taylor Rashi	NCBWA Stopper of the Year Midseason Watch List
15	So. OF Mike Peabody	Father, Tom, played basketball at LMU 1988-91
16	Sr. RHP Alonzo Garcia	Officially graduated last month following Winter Qtr
18	Fr. INF Jae Woo Park	Started playing baseball at 11, born in Seoul, KOR
20	Sr. C Matt Reitano	Caught 4 of 10 basestealers made 2B debut Tues.
21	Sr. RHP Jordan Bocko	75 games pitched - 12th in program history
22	Sr. RHP Evan McMillin	HS letters - 1 in baseball, 3 in golf
23	Jr. INF Brandon Lewis	2 games with 2+ HR; 36-game on-base streak
24	So. C Jacob Castro	3 hits, 2 RBI Tuesday (entered with 4 hits, 5 RBI)
25	Fr. UT Nathan Church	Will miss 2019 season (Tommy John surgery)
26	Fr. LHP Darius Garcia	Aspires to be a mechanical engineer
27	Jr. INF Christian Koss	Hitting .316, 4 2B, 2 3B, 4 HR, 17 RBI on the road
28	So. OF Jake Palmer	Missed last 6 games (back) - PH GIDP on Sat.
30	Fr. UT Andre Antone	3 RBIs, 2B Tuesday at USC leading PH (2-for-5, BB)
31	Jr. C Griffin Mazur	H in 9 of last 11 starts (13-for-34, 7 RBI, 8 R)
35	Jr. UT Konnor Zickefoose	.484 in April (15-for-31, 5 2B, 4 RBI, 2 K, .556 vs. CSF)
36	Jr. INF Adrian Damla	H in 11 of last 13 2 career HR Sat. .297 vs. LHP
37	So. UT Brendan Brooks	Crim., Law, & Society major; 2018 All-Big West HM
38	Fr. C Johnny Pacheco	Made collegiate debut vs. SDSU - K as PH in 9th
39	Jr. RHP Tanner Brubaker	28th Rd pick of TB in 2018; 6 G at CBU in 2017
40	Jr. LHP John Vergara	3.86 in 10 road appearances missed 2018 season
41	Jr. RHP Andre Pallante	2019 non-conference: 4-1, 2.02, 11 BB, 40 K, 35.2 IP
42	Fr. RHP Brett Garcia	22 wins, 2.01 ERA, .449 AVG, 100 RBI in high school
44	So. LHP Dylan Riddle	1st career start, decision (L) Tues. night (2.1 IP, ER)
HC	6 Ben Orloff	6th season with program, 1st as head coach
AC	17 J.T. Bloodworth	3rd Base coach, works with hitters, recruiting coord.
AC	3 Daniel Bibona	Pitching coach, 2010 Senior CLASS Award
VAC	55 Cory Vanderhook	1st Base coach, nephew of CSF HC Vanderhook
GA	Jerry McClanahan	UCI catcher 2012-15, played minors in Orioles org.
Ops	Bryce Stowell	UCI pitcher 2007-08, played minors with CLE, TB

1	Lorenzo Elion	4-for-16, RBI, 3 runs vs. Big West opponents
2	Brendan Sher	1 of 7 siblings; Iowa HS Baseball Coaches Asso. POTY
4	Mitchell Boe	8-for-23, HR, 5 RBI, 3 BB, 6 R vs. Big West opponents
5	Zeb Adreon	Cousin, Chelsea, All-American pitcher, member of USNT
6	Justin Jenkins	3-for-15, 3 RBI, 2 R, 3 BB vs. Big West opponents
7	Grant Judkins	2016 Iowa Gatorade Player of the Year as HS senior
8	Luke Farley	HS prospect ranking: #1 in Iowa, #78 nationally
9	Ben Norman	Dad (MBB), bro (BSB), uncles (WREST, MBB) played at IA
10	Derek Lieurance	Born in Louisville; 9-1, 3.99, 96 K in 67.2 IP at NIACC
11	Cole McDonald	Career: 13-10, 4.24, 186.2 IP threw no-hitter in WUG
12	Drew Irvine	Dad played in Padres org.; mom played basketball at IC
13	Matt Berst	Father played basketball, mother ran track at UNI
14	Brayden Frazier	Civil Engineering major; also played bsktbl, ftbl in HS
16	Tanner Wetrich	.344, 3 HR at WWU; .356, 6 HR at MACC
17	Clayton Nettleton	#245 national HS prospect; HS record for strikeouts
18	Shane Ritter	Born in Mesa, AZ; 5-3, 4.62, 5 Sv in 63 career apps (74 IP)
19	Ben Probst	Last pitched 2/23 in Hawai'i (1.1 IP, ER, HBP)
20	Izaya Fullard	Dad played basketball (1983-86), mom was a trainer
22	Tanner Padgett	Cousin, B.J. Finney, played at K-State and with Steelers
24	Hunter Lee	Born in Kansas; 13-5, 3.75 at Kirkwood CC
26	Adam Ketelsen	Born in OKC; 10-2 at KCC, transfer from Winona State
27	Jason Foster	39 games at Wright State (2015-18) 3.40 in 76.2 IP
28	Chris Whelan	RS at Bradley 2015; 1-for-9, 3 BB, R vs. Big West
30	Connor McCaffery	Also plays basketball at Iowa, dad is head coach
31	Matthew Sosa	Team MVP, 71 R, 38 SB, hit over .330 each year at ELAC
32	Brett McCleary	1 of starts came at Hawai'i (1-for-3)
33	Jack Dreyer	Jacob Andrew Dreyer; dad played in minors for Texas
34	Austin Martin	.306, 3 HR, 58 RBIs at SCC; 2016 all-star in hockey
35	Cam Baumann	Born in Omaha, #134 prospect out of HS, all-state punter
36	Jake McLaughlin	Power forward in HS grandfather played ftbl at NW
38	Trenton Wallace	Dad coaches at Augustana;
42	Trace Hoffman	Led nation with 13 saves; 12th in state high jump in HS
43	Grant Leonard	4 appearances vs. Big West: 5.1 IP, 5 H, 2 ER, BB, 3 K
44	Duncan Davitt	Cousin, Matt, played at Colo. St.; #11 Iowa HS prospect
45	Kyle Shimp	Uncle played at Iowa St.; 2.2 IP, H, ER, 3 BB, 2 K vs. BWC
HC	Rick Heller	6th season, SS at Upper Iowa; took team to Taiwan '17
AHC	Marty Sutherland	6th season, recruiting coordinator, inf. At UNI 2001-02
AHC	Robin Lund	1st season, works with hitters, doctorate in exercise sci.
VAC	Tom Gorzellany	12 yrs in MLB (5 with PIT); 50-53, 4.40 in 314 G (121 GS)



FRIDAY PROBABLE

41 Andre Pallante

San Clemente, Calif.
San Clemente HS
Jr. | 6-0 | 203 | R/R
Economics major



2018 All-American - National College Baseball Hall of Fame Pitcher of the Year finalist in 2018 - 4-time Big West Pitcher of the Week (2 in 2019, 2 in 2018) - Played with Team USA in summer 2018 - Feb. 27 after career high 12 K, 1 hit allowed over 7 IP in win vs. Gonzaga - Mar. 12 career high 8 IP allowing 5 hits in shutouts at Portland - started season opener each of last three years - team leader with 6 wins, 32 BB as a freshman and recorded 2 saves - played summer ball with Chatham of the Cape Cod League 2017 going 0-1, 1.10 with 16 K in 16.1 IP

Starting History								
2017		IP	H	ER	BB	K		
2/18 vs. MINN	Loss	1.2	5	6	2	1		
2/24 vs. ORE	ND	3.2	6	3	3	4		
4/25 at USD	ND	3.0	2	1	3	4		
2018		IP	H	ER	BB	K		
2/16 vs. NEV	Win	6.1	5	0	0	7		
2/23 vs. GON	Win	7.0	1	0	2	12		
3/2 at TCU	ND	6.0	5	1	3	8		
3/9 at POR	Win	8.0	5	0	1	8		
3/16 vs. UVU	ND	6.0	5	2	1	8		
3/23 at SIU	ND	8.0	5	1	1	10		
3/29 vs. UH	ND	5.0	7	3	3	5		
4/6 at LBSU	W	8.0+	7	0	0	5		
4/13 vs. UCSB	W	7.0	3	1	3	10		
4/20 at CSUN	W	8.0	7	2	2	4		
4/27 vs. CSF	L	6.0	6	1	2	8		
5/4 vs. ORE	W	7.0	3	1	2	9		
5/11 at CP	W	6.0	8	1	2	9		
5/18 vs. UCR	W	6.0	7	2	3	7		
5/24 at UCD	W	7.0	3	3	5	5		
2019		IP	H	ER	BB	K		
2/16 vs. WASH	L	4.2	7	2	0	6		
2/22 at Rice	ND	4.1	5	4	5	9		
3/1 at MO State	W	5.2	2	2	1	6		
3/8 vs. SJU	W	7.0	5	0	1	9		
3/15 at UVU	W	7.0	1	0	2	5		
3/22 vs. WSU	W	7.0	2	0	2	5		
3/29 at Hawai'i	L	5.0	5	4	4	0		
4/5 vs. LBSU	W	7.0	9	3	0	4		
4/12 at UCSB	L	7.0	6	2	1	8		
4/18 vs. CSUN	W	7.0	3	1	3	9		
4/25 at CSF	W	7.0	8	2	4	3		
Career	G	W-L	ERA	IP	H	ER	BB	K
UC Irvine	51	23-8	2.56	217.2	178	62	85	235

SATURDAY PROBABLE

1 Trenton Denholm

El Dorado Hills, Calif.
Oak Ridge HS
So. | 5-11 | 190 | R/R
Major undeclared



Big West Pitcher of the Week honors after 1-hitting St. John's - also earned BWPOTW April 16, 2018 after winning two games Drafted in the 26th round of the 2017 MLB Draft by the Boston Red Sox - Perfect Game All-American Two-time league MVP Three-time league champion First Team All-State Brother, Logan, is a catcher at UC Davis Related to former MLB catcher Rod Barajas

Starting History								
2018		IP	H	ER	BB	K		
2/18 vs. NEV	Loss	4.0	6	5	1	4		
2/25 vs. GON	ND	4.0	4	1	1	3		
3/4 at TCU	Win	7.0	4	0	1	5		
3/11 at POR	ND	4.0	4	3	5	3		
3/18 vs. UVU	Loss	6.0	7	4	3	6		
3/25 at SIU	Loss	3.0	8	2	2	3		
3/31 vs. UH	Loss	2.0	7	6	2	3		
4/10 at SDSU	Win	4.0	3	0	0	2		
4/15 vs. UCSB	Win	7.0	1	1	1	4		
4/22 at CSUN	Win	5.0	5	1	3	2		
4/29 vs. CSF	ND	5.1	5	3	2	4		
5/6 vs. ORE	Loss	5.0	5	4	1	2		
5/12 at CP	Loss	7.0	10	3	2	2		
5/19 vs. UCR	Loss	5.0	5	3	0	1		
2019		IP	H	ER	BB	K		
2/17 vs. UW	ND	4.0	5	2	0	7		
2/24 at Rice	W	5.0	0	0	3	2		
3/1 at MO St.	Relief	2.1	0	0	0	5		
3/10 vs. SJU	W	8.0	1	0	1	5		
3/17 at UVU	W	4.0	3	2	3	5		
3/24 vs. WSU	W	6.2	7	4	0	10		
3/31 at Hawai'i	W	8.0	3	0	2	7		
4/7 vs. LBSU	W	9.0	3	0	1	6		
4/14 at UCSB	L	6.0	5	3	2	7		
4/20 vs. CSUN	W	6.2	4	0	2	3		
4/28 at CSF	L	7.0	7	4	2	3		
Career	GS	W-L	ERA	IP	H	ER	BB	K
UC Irvine	25	11-10	3.50	138.2	121	54	41	103
HS	23	16-5	1.08	125.3	80	15	34	162

SUNDAY PROBABLE

39 Tanner Brubaker

San Clemente, Calif.
Saddleback College (2018)
Cal Baptist (2017)
San Clemente HS
Jr. | 6-5 | 220 | R/R
History major



28th round pick of Tampa Bay in 2018 MLB Draft - ABCA/Rawlings All-Region Team - Division Pitcher of the Year - All-League First Team - Scholar-Athlete & Dean's List - 6 appearances in relief at Cal Baptist in 2017 - 2016 Under Armour Preseason All-American in high school - NHSI Champion 2015 - son of David and Nina - sister, Taylor, played volleyball at Cal Baptist - also minoring in psychology & social behavior - HS teammate with Andre Pallante & Dylan Riddle

Starting History								
Saddleback		IP	H	ER	BB	K		
1/26 vs. SDC	W	6.0	1	0	1	7		
2/1 vs. SBCC	W	7.0	5	1	0	7		
2/8 vs. Cuesta	W	7.0	2	0	1	7		
2/15 at GCC	W	8.1	6	0	1	6		
2/22 at SWC	W	6.2	6	0	2	5		
3/6 at IVC	W	7.0	8	3	1	3		
3/13 at RCC	L	8.1	5	4	1	4		
3/20 vs. FJC	W	8.0	6	1	2	5		
3/27 at Reedley	L	7.0	4	0	0	8		
4/3 vs. OCC	W	9.0	9	1	1	9		
4/10 at SAC	W	8.0	5	1	1	5		
4/17 at Cypress	W	9.0	2	0	0	10		
4/24 vs. GWC	W	9.0	8	2	0	3		
5/4 vs. ELAC	W	8.0	10	3	1	8		
5/11 vs. Palomar	W	6.2	7	2	2	4		
5/18 vs. Mt. Sac	L	6.2	8	5	0	5		
UC Irvine		IP	H	ER	BB	K		
2/16 vs. WASH	ND	5.2	3	1	1	6		
2/23 at Rice	W	7.0	3	0	2	3		
3/1 at MO State	ND	5.2	4	1	0	2		
3/9 vs. SJU	L	6.2	8	4	1	8		
3/16 at UVU	ND	5.1	5	2	4	3		
3/23 vs. WSU	W	6.2	8	1	1	3		
3/30 at Hawai'i	W	7.0	6	2	2	3		
4/6 vs. LBSU	W	9.0	6	1	0	8		
4/13 at UCSB	L	5.1	7	4	2	4		
4/19 vs. CSUN	ND	7.0	4	3	3	4		
4/27 at CSF	W	6.1	5	0	0	5		
Career	G	W-L	ERA	IP	H	ER	BB	K
Cal Baptist	6	0-0	12.00	6.0	8	8	5	5
SJC	16	13-3	1.70	121.2	92	23	14	96
UC Irvine	11	5-2	2.39	71.2	59	19	16	54

CLOSER PROFILES

21 Jordan Bocko

Laguna Niguel, Calif.
Capistrano Valley HS
Sr. | 5-11 | 190 | R/R
Political science major



71 games leads all active pitchers, 13 starts - 2018 All-Big West Honorable Mention - led Big West relievers with 5 wins in 2018 - tossed career high 7 IP against CSF for first career win in 2017 - recorded career high 6 strikeouts vs. Cal Poly 2017 - earned save on opening day 2016 in collegiate debut at SJSU - two-time league MVP in HS - All-CIF - two league titles - 6-5, 2.22 ERA, 50 Ks in 75.2 IP as senior - four years as running back

CLOSER PROFILES

13 Taylor Rashi

Torrance, Calif.
West Torrance HS
El Camino College
RS-Sr. | 6-4 | 216 | R/R
Sociology major



Threw first career CG at LBSU in 2018 - career high 7 Ks vs. UC Riverside in 2018 - made 10 starts - Junior College All-American - All-Region First Team - Conference Pitcher of the Year - Single-season school record 144 strikeouts - First Team All-League in HS - 2014 league champion - Interested in becoming a firefighter or paramedic - currently a certified EMT

Saves						
Game	Closer	IP	H	ER	BB	K
2016 at SJSU	Bocko	0.1	0	0	0	0
2018 vs. Gonzaga	Rashi	2.0	2	1	1	2
2018 at Portland	Bocko	1.0	0	0	0	3
2018 at Portland	Bocko	2.0	2	1	0	2
2018 vs. UVU	Bocko	1.0	1	0	0	2
2018 at LBSU	Bocko	3.1	1	0	0	3
2018 at CSUN	Bocko	1.0	0	0	0	1
2018 at CSUN	Bocko	1.0	0	0	0	0
2018 at Cal Poly	Bocko	2.0	0	0	0	1
2018 at UC Davis	Bocko	2.0	0	0	0	2
2019 vs. UW	Rashi	1.0	0	0	0	2
2019 vs. UW	Rashi	1.0	0	0	0	3
2019 at MO State	Rashi	1.1	0	0	0	2
2019 vs. St. John's	Rashi	1.0	1	0	0	3
2019 vs. St. John's	Rashi	1.0	0	0	1	1
2019 vs. WSU	Rashi	0.2	0	0	0	0
2019 at Hawai'i	Rashi	0.2	0	0	0	0
2019 vs. SDSU	Rashi	2.0	0	0	0	2
2019 vs. CSUN	Rashi	2.1	0	0	0	2
2019 at CSF	Rashi	0.2	0	0	0	2
2019 at CSF	Rashi	1.2	0	0	0	3

Number Position Player | Height/Weight—Year—Position—Hometown—Previous School—High School—Major

2 DAILIN LEE | 5-7/207—Jr.—OF—Santa Ana—Tustin HS—Criminology, Law, and Society

2018 Perfect Game Collegiate Baseball League champion with the Jamestown (NY) Jammers in Summer 2018 where he hit .330 with 9 2B, HR, 16 RBI, 13 SB - Three-time all-league in HS - hit .356 as a senior collecting 31 hits and 29 stolen bases

Year	Games (Starts)	AVG	H	R	2B	HR	RBI
Freshman	17 (11)	.205	8	7	1	0	2
Sophomore	14 (0)	.167	1	3	0	0	1
Junior	5 (0)	.000	1	3	0	0	0
Career	36 (11)	.191	10	13	1	0	3

4 JAKE COSGROVE | 5-8/170—So.—INF—Brentwood—Seattle University—Heritage HS—Sociology

Played 49 games as a freshman at Seattle U - hit .308 with 23 R, 6 2B, 2 3B, 3 HR, 26 RBI, 3 SB - highs of 3 hits and 5 RBI vs. CSUB - played last summers with Anchorage Glacier Pilots - two-time HS league champion - hit .459 as a senior - team USA u15 team trial roster

Seattle U	49 (34)	.308	40	23	6	3	26
Sophomore							
Career							

5 SAM IRELAND | 6-0/165—Fr.—INF—Mission Viejo—Tesoro HS—Psychology & Social Behavior

First Team all-league HS (.358, 12 2B, 15 RBI) - two-time preseason All-American - 2017 World Series All-Tournament

Freshman	21 (14)	.200	10	7	2	0	6
Career	21 (14)	.200	10	7	2	0	6

7 MIKEY FILIA | 5-9/180—RS-Jr.—OF—Irvine—Irvine HS—Sociology

Big West Offensive POTW May 14 - hit .415 in May 2018 - OC All-Star - Ryan Lemmon Invite HR Derby champ - All-City QB as a senior - brother, Eric, played at UCLA, currently with SEA - brother, Marc (Bubba), plays baseball at UCSD - born in Chicago

Freshman	19 (1)	.273	3	2	0	0	0
Sophomore	46 (19)	.289	24	9	1	0	4
Junior	39 (39)	.220	33	26	5	3	25
Career	104 (59)	.246	60	37	6	3	29

8 JOHN JENSEN | 6-1/200—Jr.—INF/OF—Santa Barbara—Santa Barbara CC—Santa Barbara HS—Sociology

2017 Conference MVP, All-Region - .306, 11 2B, 4 HR, 37 RBI in 2018 - .338, 4 HR, 20 RBI in 2017 - All-CIF Division II in HS

Santa Barbara CC	83	.321	96	60	19	8	57
Junior	27 (19)	.221	17	15	1	1	8
Career	27 (19)	.221	17	15	1	1	8

10 RYAN JOHNSTON | 5-10/165—RS-Jr.—RHP/OF—San Diego—Cathedral Catholic HS—Education Science

74 career games, 21 pitching appearances - UCI debut Feb. 23, 2017 vs. ND in RF - 1st hit 2017 at Oregon - two summer season with Walla Walla Sweets of WCL - three-time league champ in HS - also played HS basketball - born in Spokane, WA

Freshman	19 (11)	.325	13	4	1	0	5
Sophomore	34 (8)	.231	9	7	0	0	7
Junior	22 (5)	.000	0	0	0	0	2
Career	96 (24)	.237	22	11	1	0	14

15 MIKE PEABODY | 6-4/192—So.—OF—Santa Ana—Mater Dei HS—Undeclared

UCI debut Feb. 17 vs. Nevada in RF - single for 1st career hit Feb. 18 - son of former LMU basketball player, Tom Peabody

Freshman	26 (3)	.160	4	5	1	0	3
Sophomore	35 (31)	.304	34	26	8	1	17
Career	61 (34)	.277	38	31	9	1	20

18 JAE WOO PARK | 6-1/180—Fr.—INF—Fullerton—Sunny Hills HS—Undeclared

3-time all-league - .395, 11 XBH as a junior - aspires to be dermatologist / orthopedic surgeon - born in Seoul, South Korea

Freshman							
Career							

20 MATT REITANO | 6-0/220—Sr.—C—San Diego—Mira Mesa HS—Exercise Science

2018 All-Big West Honorable Mention - 2 HR in 2018 broke ties in 9th inning or later (at USD, at CSUN) - threw out 16 of 31 attempted basestealers in 2018 - three RBIs vs. USD - 3 hits 4/15 at UCSB - played last two summers for Wenatchee Apple Sox of the West Coast League - CIF D-I Finalist as HS sophomore - two-time all-league in football - blocked 9 kicks

Freshman	38 (25)	.200	13	9	3	1	7
Sophomore	20 (9)	.219	7	6	0	0	5
Junior	43 (33)	.238	25	17	6	3	17
Senior	23 (18)	.140	7	9	3	0	7
Career	124 (85)	.206	52	41	12	4	36

23 BRANDON LEWIS | 6-3/215—Jr.—INF—Porter Ranch—L.A. Pierce College—Bishop Alemany HS—Crim. Law

Two-time all-conference at LAPC - hit .399, 17 HR, 55 RBI in 2018 - hit .419, 9 HR, 39 RBI in 2017 - 3/14/18 vs. LA Valley went 6-for-6, 5 2B, HR, 5 RBI - California Collegiate League 2018 All-Star with Conejo Oaks - league MVP hitting .397, 8 HR, 25 RBI

LA Pierce	79	.408	127	92	23	23	94
Junior	39 (39)	.348	55	34	15	12	45
Career	39 (39)	.348	55	34	15	12	45

24 JACOB CASTRO | 6-0/200—So.—C—Oxnard—Rio Mesa HS—Undeclared

PH, go-ahead RBI double off first pitch in NCAA debut Feb. 17 vs. Nevada - two-time league champ in HS - valedictorian

Freshman	36 (22)	.247	21	5	3	0	12
Sophomore	14 (10)	.179	7	5	4	0	7
Career	50 (32)	.226	28	10	7	0	19

25 NATHAN CHURCH | 5-11/180—Fr.—OF/LHP—Lake Forest—El Toro HS—Undeclared

2017 CIF DI champion - two-time league champion - will miss 2019 season recovering from injury

Freshman							
Career							

27 CHRISTIAN KOSS | 6-2/185—Jr.—INF—Riverside—JW North HS—Education Science

2018 All-Big West Honorable Mention - D1Baseball.com 2019 Top 150 College Prospects No. 81 overall, No. 41 hitter - played 2018 summer in Cape Cod with Yarmouth-Dennis - No. 8-rated prospect in West Coast League in 2017

Freshman	40 (37)	.180	22	14	3	0	20
Sophomore	52 (52)	.287	56	25	9	1	17
Junior	39 (39)	.229	32	25	5	4	22
Career	131 (128)	.241	110	64	17	5	59

28 JAKE PALMER | 5-10/183—So.—OF—El Segundo—El Segundo HS—Education Science

Started season opener as leadoff LF, singled in 1st AB - hit .548, 5 HR, 42 RBI as HS senior - brother of UCI alum, Grant Palmer

Freshman	51 (46)	.298	42	36	6	0	17
Sophomore	33 (32)	.261	29	32	4	1	16
Career	84 (78)	.282	71	68	10	1	33

30 ANDRE ANTONE | 6-5/235—RS-Fr.—INF/RHP—Laguna Niguel—Capo Valley Christian HS—Undeclared

2017 League MVP & First Team All-CIF Division IV - works with Breakthrough San Juan Capistrano and Boys & Girls Club

Freshman	22 (14)	.163	8	5	3	0	10
Career	22 (14)	.163	8	5	3	0	10

31 GRIFFIN MAZUR | 5-11/180—RS-Jr.—C—Moorpark—Moorpark HS—Criminology, Law, & Society

Great Lakes League All-Star summer 2018 with Lake Erie Monarchs - Missed 2017 season with foot injury - 2-hit game at LMU, 2-RBI game vs. UTSA in 2016 - two-time Perfect Game All-American, All-California Region as HS senior

Freshman	28 (10)	.125	4	5	1	0	3
Sophomore	33 (7)	.225	9	2	0	0	4
Junior	24 (15)	.309	17	11	0	0	9
Career	85 (32)	.236	30	18	1	0	16

35 KONNOR ZICKEFOOSE | 6-2/211—RS-Jr.—OF—Chino Hills—Chapman Univ.—Chino Hills HS—Sociology

2018 All-Big West Second Team - 2018 team leader with 60 hits - .469 slugging percentage was second on team - All-West Region at Chapman - hit .448 with 10 HR, 29 RBI in 23 games as HS senior - two-time all-league in football, also ran track

Chapman	41 (41)	.423	55	46	12	7	38
Sophomore	54 (51)	.306	60	35	13	5	27
Junior	26 (16)	.308	20	10	8	0	6
Career	80 (67)	.287	80	45	21	5	33

36 ADRIAN DAMLA | 6-0/195—Jr.—INF/OF—La Crescenta—Crescenta Valley HS—Education Science

2018 Northwoods League Major League Dreams Game member from Green Bay Bullfrogs - 1st career HR at Hawai'i, 2-run go-ahead HR in 8th inning in 2017 - spent time at LF and 1B in 2017 - three-time league champion, two-time All-CIF in HS - Glendale Unified School District Male Athlete of the Year and Character and Ethics award winner as a HS senior - exemplary backgammon player

Freshman	50 (37)	.255	36	24	8	1	12
Sophomore	34 (12)	.259	14	6	3	0	8
Junior	36 (31)	.311	37	16	4	1	20
Career	120 (80)	.277	87	46	15	2	40

37 BRENDAN BROOKS | 6-1/175—So.—INF/RHP—Corona—Norco HS—Criminology, Law, & Society

2018 All-Big West Honorable Mention - team batting champ 2018 hitting .308 - 1st HR vs. UC Riverside - Game-tying SF in first UCI plate appearance - played LF and 3B in 2018 - two-time league champ, four-time all-league in high school

Freshman	46 (45)	.308	53	22	4	1	23
Sophomore	27 (26)	.198	18	13	0	6	19
Career	73 (71)	.270	71	35	4	7	42

38 JOHNNY PACHECO | 5-9/173—RS-Fr.—C—Eastvale—Roosevelt HS—Psychology and Social Behavior

Redshirted in 2018 - hit .298 in the summer with Great West League's Lincoln Potters - Defensive POTY at Roosevelt HS

Freshman	2 (0)	.000	0	0	0	0	0
Career	2 (0)	.000	0	0	0	0	0



2019 UC Irvine Baseball Game Notes



Number Pitcher | Height/Weight—Year—Position—Hometown—Previous School—High School—Major

1 TRENTON DENHOLM | 5-11/190—So.—RHP—El Dorado Hills—Oak Ridge HS—Undeclared
Big West Pitcher of the Week April 16, 2018 & March 11, 2019 - 2018 Wins vs. #3 TCU, SDSU, UCSB, CSUN - 2018 top ERA, All-CCBL team for Yarmouth-Dennis of Cape Cod League (25.2 IP, 0 ER, 36 K) - 26th Round draft pick of Boston in 2017

Year	Games (Starts)	W-L	ERA	IP	SV	BB	K
Freshman	15 (15)	4-8	4.72	74.1	-	25	48
Sophomore	11 (10)	7-2	2.03	66.2	-	16	60
Career	26 (25)	11-10	3.45	141.0	-	41	108

9 MICHAEL FRIAS | 6-0/182—RS-Fr.—RHP—Irvine—Servite HS—Undeclared
WCL Pitcher of the Week 2018 for Portland Pickles - All-County HS All-Star Game starter - All-Region as a senior

Freshman	9 (0)	0-0	7.00	18.0	-	6	18
Career	9 (0)	0-0	7.00	18.0	-	6	18

10 RYAN JOHNSTON | 5-10/165—RS-Jr.—RHP/OF—San Diego—Cathedral Catholic HS—Education Science
Two appearances in 2018 - last two summers with WCL Walla Walla Sweets 2.64 ERA in 32.1 IP - Registered wins vs. UCLA, Portland in 2017 - led team with 12 strikeouts looking in 2017 - three-time league champion in HS - played HS basketball

Freshman	19 (0)	2-3	5.64	30.1	-	14	25
Sophomore	2 (0)	0-0	12.27	3.2	-	2	2
Junior	11 (1)	1-0	8.53	12.2	-	9	12
Career	32 (1)	3-3	6.94	46.2	-	25	39

11 LOUIS RAYMOND | 6-2/200—Gr.—RHP—Dana Point—Cuesta College—Dana Hills HS—Masters of Finance
Majored as an undergrad in sociology - Shut down from injury in 2018 after seven starts - tossed first complete game vs. Gonzaga allowing 1 ER - All-Big West Second Team in 2017 - recorded 19.2 consec. innings without a BB - Conference POTY, Gold Glove winner at Cuesta College - 2 appearances as freshman at USF - league champion, league MVP in HS

Cuesta	15 (14)	10-2	1.57	103.0	-	14	85
Sophomore	15 (15)	5-5	3.54	94.0	-	20	54
Junior	7 (7)	1-3	3.48	31.0	-	7	19
Senior							
Career	22 (22)	6-8	3.53	125.0	-	27	73

12 KAZ AKAMATSU | 6-1/205—RS-So.—RHP—Huntington Beach—Edison HS—Business Economics
Did not see action in 2081 - Career high 3 IP vs. TCU, USD - L, 2.2 IP, 6 ER in 1st start at SDSU - made an appearance in each inning in 2017 (1st through 14th) - Edison HS Hall of Famer - never missed day of school - given name is Kazuki

Freshman	13 (1)	0-2	9.00	20.0	-	18	14
Sophomore	10 (0)	0-0	7.04	7.2	-	7	7
Career	23 (1)	0-2	8.46	27.2	-	25	21

13 TAYLOR RASHI | 6-4/216—RS-Sr.—RHP—Torrance—El Camino College—West Torrance HS—Psychology
CG in loss at LBSU, high 7 Ks vs. UC Riverside - Junior College All-American - set school single season record with 144 strikeouts - 2014 HS league champion - also played football as offensive and defensive lineman - certified as an EMT

El Camino CC	30 (28)	15-7	2.54	187.2	-	68	224
Junior	20 (10)	3-4	2.97	63.2	1	26	47
Senior	20 (0)	3-0	0.00	26.0	11	2	37
Career	40 (10)	6-4	2.11	89.2	12	28	84

14 MILES GLAZIER | 6-0/185—RS-Jr.—LHP—San Marino—San Marino HS—Political Science
Did not see action in 2018 - Began career with 14.1 scoreless innings - wins in 2016 vs. CSUB, UCD - has played summer ball with 2018 WCL champion Corvallis Knights and Arroyo Seco Sentinals in 2016 - two-time HS league MVP, All-CIF, all-league

Freshman	26 (2)	2-0	3.95	27.1	-	15	21
Sophomore	21 (0)	0-0	6.94	23.1	-	15	12
Junior							
Career	47 (2)	2-0	5.33	50.2	-	30	33

16 ALONZO GARCIA | 6-3/220—RS-Sr.—RHP—Sylmar—San Fernando HS—Education Science
2018 All-Big West Academic All-Conference - redshirted after 2 outings in 2017 - career-high 8-IP at LBSU and vs. UCSB - career high 7 strikeouts vs. Maryland - two-time LA City Section Division I champion - Named Cal-Hi All-State as junior - Max-Preps All-American as sophomore - league MVP

Freshman	22 (6)	3-1	3.88	46.1	-	12	31
Sophomore	17 (12)	5-5	4.11	70.0	-	19	51
Junior	15 (3)	1-0	4.81	24.1	-	11	18
Senior	6 (2)	1-2	9.39	7.2	-	6	3
Career	62 (23)	10-8	4.74	150.0	-	49	104

21 JORDAN BOCKO | 5-11/190—Sr.—RHP—Laguna Niguel—Capistrano Valley HS—Political Science
2018 All-Big West Honorable Mention - active leader in games pitched (64) - 8 saves in 2018, ranks T11th all-time in program saves - Career high 7 IP, earned first career win at CSF last season - struck out career high 6 vs. Cal Poly - earned save in first career game in season opener at SJSU as a freshman - two-time league MVP in HS

Freshman	15 (1)	0-0	11.25	16.0	1	9	10
Sophomore	18 (12)	1-4	4.74	74.0	-	31	47
Junior	25 (0)	5-2	2.98	45.1	8	18	47
Senior	17 (1)	4-1	6.41	26.2	-	6	32
Career	75 (13)	10-7	5.17	162.0	9	64	136

22 EVAN MCMILLIN | 5-11/205—RS-Sr.—RHP—Camarillo—Oxnard College—Camarillo HS—Sociology
Debuted at No. 6 TCU (1 IP, H, 2 ER, BB) - 8 appearances in 2018, 3 of 2 IP - recorded first career win April 3 at USD - Two-time All-Conference at Oxnard College - played one year of baseball and three years of golf in high school

Oxnard JC	30 (5)	5-4	2.73	82.1	4	37	69
Junior	8 (0)	1-1	6.97	10.1	-	7	6
Senior							
Career	8 (0)	1-1	6.97	10.1	-	7	6

26 DARIUS GARCIA | 5-8/175—Fr.—LHP—Cerritos—Gahr HS—Undeclared
4-time league champion - 2018 CIF quarterfinalist - aspires to be mechanical engineer - member of Filipino & Korean clubs

Freshman	6 (0)	0-0	1.42	6.1	-	1	7
Career	6 (0)	0-0	1.42	6.1	-	1	7

30 ANDRE ANTONE | 6-5/235—RS-Fr.—INF/RHP—Laguna Niguel—Capo Valley Christian HS—Undeclared
Redshirted in 2018 - played summer ball in Northwoods League with Green Bay Bullfrogs - born in Scottsdale, Arizona

Freshman							
Career							

37 BRENDAN BROOKS | 6-1/175—So.—INF/RHP—Corona—Narco HS—Criminology, Law, & Society
Four outings in 2018 - high of 3 IP at UP, 0 ER at TCU - Chino Hills Tournament MVP - Darryl Kile All-Tournament Team

Freshman	4 (0)	0-0	14.29	5.2	-	3	6
Sophomore							
Career	4 (0)	0-0	14.29	5.2	-	3	6

39 TANNER BRUBAKER | 6-5/220—Jr.—RHP—San Clemente—Saddleback College—Cal Baptist—San Clemente HS—History
28th Round Pick by Tampa Bay in 2018 MLB Draft - 13-3, 1.70 ERA, 96 Ks, 121.2 IP in 2018 at Saddleback College - 6 appearances at Cal Baptist in 2017 - National High School Invitational champion in 2015 - HS teammates of Andre Pallante

Saddleback	16 (16)	13-3	1.70	121.2	-	14	96
Junior	11 (11)	5-2	2.39	71.1	-	16	49
Career	11 (11)	5-2	2.39	71.1	-	16	49

40 JOHN VERGARA | 6-0/190—Jr.—LHP—Los Angeles—Glendale CC—Marshall HS—Sociology
Redshirted in 2018 with injury - 21 games, 13 starts in 2016 & 2017 at Glendale - member of Conejo Oaks in 2018 summer

Glendale CC	21 (13)	5-1	3.68	63.2	-	47	51
Junior	15 (2)	0-0	3.50	18.0	-	9	20
Career	15 (2)	0-0	3.50	18.0	-	9	20

41 ANDRE PALLANTE | 6-0/203—Jr.—RHP—San Clemente—San Clemente HS—Economics
2018 All-American - D1Baseball.com Top 150 2019 College Prospects No. 49 overall, No. 25 pitcher - made 3 appearances for Team USA in summer - 12 Ks vs. Gonzaga - 3-time Big West Pitcher of the Week (1 in 2019) - Team high 6 W as freshman

Freshman	25 (3)	6-4	4.53	47.2	2	32	56
Sophomore	15 (15)	10-1	1.60	101.1	-	30	115
Junior	11 (11)	7-3	2.62	68.2	-	23	64
Career	51 (29)	23-8	2.56	217.2	2	85	235

42 BRETT GARCIA | 6-3/200—Fr.—RHP—La Mirada—Valley Christian HS—Political Science
22 wins, 2.01 ERA & .449, 7 HR, 100 RBI in HS - also played football (DL, P, WR, RB) and basketball (C) - Nat'l Honor Society

Freshman							
Career							

44 DYLAN RIDDLE | 5-11/200—RS-Jr.—LHP—San Clemente—San Clemente HS—Political Science
Played last two summers with WCL's Walla Sweets - Redshirted in 2017 season due to collarbone injury - longest outing of 1.2 IP Apr. 16 at LBSU in 2016 - 2 Ks May 27 vs. CSUN - league title, NHSI champion, all-league as HS senior

Freshman	17 (0)	0-0	2.38	11.1	-	7	11
Sophomore	18 (0)	0-0	2.25	12.0	-	6	10
Junior	11 (1)	0-1	9.00	15.0	-	5	18
Career	46 (1)	0-1	4.93	38.1	-	18	39



STREAKS AND TRENDS

Hitting Notes										Multiple-Hit Games				Hitting Streaks			
Player	2-hit	3-hit	4-hit	5-hit+	Total	2-2B	3-2B	2-3B	2-HR	Current	Home	Road	Longest				
2 Lee	-	-	-	-	-	-	-	-	-	-	-	-	2				
5 Ireland	3	-	-	-	3	-	-	-	-	-	-	-	3				
7 Filia	4	1	1	-	6	-	-	-	-	-	-	-	6				
8 Jensen	2	1	-	-	3	-	-	-	-	2	-	2	4				
10 Johnston	-	-	-	-	-	-	-	-	-	-	-	-	7				
15 Peabody	5	2	1	-	8	1	-	-	-	1	4	-	7				
18 Park	-	-	-	-	-	-	-	-	-	-	-	-	7				
20 Reitano	-	-	-	-	-	-	-	-	-	-	-	-	4				
23 Lewis	13	3	-	-	16	1	-	-	2	9	12	4	17				
24 Castro	1	1	-	-	2	1	-	-	-	1	2	-	4				
25 Church	-	-	-	-	-	-	-	-	-	-	-	-	-				
27 Koss	5	3	-	-	8	-	-	-	-	-	-	2	11				
28 Palmer	6	1	-	-	7	-	-	-	-	-	-	-	7				
30 Antone	1	-	-	-	1	-	-	-	-	1	-	1	1				
31 Mazur	4	-	-	-	4	-	-	-	-	-	-	-	4				
35 Zickefoose	3	2	-	-	5	-	-	-	-	7	3	4	7				
36 Damla	6	3	-	-	9	-	-	-	-	1	1	-	7				
37 Brooks	1	1	-	-	2	-	-	-	1	-	-	-	6				
38 Pacheco	-	-	-	-	-	-	-	-	-	-	-	-	-				
2019	54	18	2	-	74	3	-	-	3								

Record Pursuit

Career Games Pitched

Evan Brock	76 (T10th)
Sean Sparling	76 (T10th)
Jordan Bocko	75 (12th)
Christian Bergman	74 (13th)

Career Strikeouts

Justin Cassel	241 (5th)
Elliot Surrey	239 (6th)
Andre Pallante	235 (7th)
David Bladow	234 (8th)

Saves

Career

Race Parmenter	15 (6th)
Taylor Rashi	12 (T7th)
Kyle Necke	12 (T7th)
Mike Hicks	12 (T7th)
Brian Hernandez	12 (T7th)

Quality Stats										Multiple-Run Games				Run / On-Base Streaks			
Player	2-RBI	3-RBI	4-RBI	5-RBI+	Total	2-run	3-run+	2-BB	3+BB	RBI Longest	Run Longest	On-Base	Longest				
2 Lee	-	-	-	-	-	-	-	-	-	1	2	2	4				
5 Ireland	1	-	-	-	1	1	-	-	-	3	-	2	6				
7 Filia	3	-	1	1	5	4	1	1	-	6	-	7	13				
8 Jensen	1	-	-	-	1	5	-	2	-	4	1	4	4				
10 Johnston	-	-	-	-	-	-	-	-	-	2	-	2	8				
15 Peabody	3	1	-	-	4	2	3	6	-	4	1	4	10				
18 Park	-	-	-	-	-	-	-	-	-	-	-	-	-				
20 Reitano	2	-	-	-	2	1	-	-	-	2	-	4	9				
23 Lewis	3	3	2	3	11	5	1	5	1	3	5	7	36				
24 Castro	1	1	-	-	2	-	-	1	-	2	2	-	7				
25 Church	-	-	-	-	-	-	-	-	-	-	-	-	-				
27 Koss	3	1	1	-	5	5	2	3	-	4	-	3	18				
28 Palmer	3	1	-	-	4	2	4	8	1	5	-	8	25				
30 Antone	-	2	-	-	2	1	-	1	-	1	-	2	4				
31 Mazur	2	-	-	-	2	2	-	2	-	2	1	5	7				
35 Zickefoose	1	-	-	-	1	1	-	1	-	2	3	4	14				
36 Damla	4	1	-	-	5	2	-	2	1	2	-	3	15				
37 Brooks	2	-	1	1	4	3	-	1	-	5	-	5	15				
38 Pacheco	-	-	-	-	-	-	-	-	-	-	-	-	-				
2019	29	10	5	5	49	34	11	32	2								

Season

Calvin Faucher (2017)	12 (T7th)
Brian Hernandez (2011)	12 (T7th)
Taylor Rashi (2019)	11 (8th)
Blair Erickson (2005)	10 (9th)

Career Wins

Andre Pallante	23 (T8th)
Christian Bergman	23 (T8th)
Crosby Slaughter	23 (T8th)

Career ERA

Dave Wollos	2.18 (3rd)
Jerry Maras	2.42 (4th)
Scott Gorgen	2.56 (T5th)
Andre Pallante	(T5th)
Wes Etheridge	2.65 (7th)
Blair Erickson	2.80 (8th)
Steve Schroer	2.85 (9th)

Single Season Home Runs

Cody Cipriano (2007)	14
Chris Miller (2002)	12
Brandon Lewis (2019)	12
Taylor Sparks (2013)	10
Bryant Winslow (1992)	10

Shutout Streaks

Taylor Rashi (2018-pres.)	32.0 IP (1st)
Andre Pallante (2019)	27.0 (2nd)
Andrew Morales (2014)	23.0 (3rd)
Trenton Denholm (2019)	21.1 (4th)
Trenton Denholm (2019)	20.2 (5th)
Scott Gorgen (2006)	20.0 (6th)

Pitching Notes								Notable Pitching Numbers				Pitching Streaks			
Player	Quality	Pitches	K High	0-BB	UE	Holds	IR-IRS	Shutout	Longest	Longest Outing	Shortest Outing				
1 Denholm	5	109 (4/28)	10 (3/24)	3	-	-	-	1.1	20.2 & 21.1	9 (4/7)	2 (2018)				
9 Frias	-	59 (2/16)	5 (2/16)	4	1	-	6-2	0.2	4.1	4.1 (2/16)	0.2 (x2)				
10 Johnston	-	40 (4/16)	3 (4/13)	5	-	-	6-4	-	8.0	2.1 (3/26)	0.1 (2/24)				
11 Raymond	-	-	-	-	-	-	-	0.1	10.2	9 (2/24)	2 (x2)				
12 Akamatsu	-	28 (2/19)	2 (3/17)	6	-	1	2-1	0.1	4.1	1 (x4)	0.1 (x3)				
13 Rashi	-	26 (4/20)	3 (x4)	18	-	1	15-4	32.0	32.0	8 (2018)	0.2 (x3)				
14 Glazier	-	-	-	-	-	-	-	-	4.2	2.2 (2017)	2 pitches (2017)				
16 A. Garcia	-	45 (2/26)	1 (x3)	2	-	-	1-0	-	8.2	2.1 (2/16)	1 batter (3/29)				
21 Bocko	-	55 (2/22)	4 (x2)	11	1	1	10-7	0.1	14.2	3.0 (x3)	0.1 (x2)				
22 McMillin	-	-	-	-	-	-	-	0.1	5.0	2 (x3)	0.2 (x2)				
25 Church	-	-	-	-	-	-	-	-	-	-	-				
26 D. Garcia	-	20 (4/30)	2 (x2)	5	-	-	3-0	4.2	4.2	1.1 (4/30)	1 (x4)				
30 Antone	-	-	-	-	-	-	-	-	-	-	-				
37 Brooks	-	-	-	-	-	-	-	0.2	4	3 (3/11)	0.2 (3/19)				
39 Brubaker	6	109 (4/13)	8 (x2)	3	3	-	-	-	13.0	9 (4/6)	5.1 (x2)				
40 Vergara	-	43 (3/26)	3 (x2)	9	1	-	5-1	-	8.2	2.1 (4/23)	0.1 (4/9)				
41 Pallante	7	108 (3/8)	9 (x4)	2	9	-	-	4.1	27.0	8+ (2018)	4.1 (2/22)				
42 B. Garcia	-	-	-	-	-	-	-	-	-	-	-				
44 Riddle	-	39 (4/30)	3 (2/26)	7	1	2	9-4	-	6.0	2.1 (4/30)	1 pitch (2018)				
TEAM	18	102 (4/7)	190 (4/30)	17 (2/22)	75	16	5	57-23	1.1	23					

Pitching Numbers	Games	W-L	Innings	ERA	H	R	ER	BB	K
Starters	32 starts	19-7	204.2	2.42	150	66	55	57	172
Midweek Starters	7 starts	1-4	14.1	10.67	23	17	17	6	11
Bullpen	99 appearances	8-0	126.0	4.64	114	69	65	45	148



The Last Time UC Irvine...

Scored 15+ runs..... March 26, 2019 - 17 runs vs. San Diego
 Scored 20+ runs..... February 27, 2011 - 20 runs vs. Grambling State
 Scored in every inning March 28, 1989 vs. Cal Poly Pomona
 Scored 10 runs in an inning March 16, 2019 - 13 at Utah Valley (10th inning)
 Scored 10 runs in an inning at home May 23, 2017 vs. UCLA (4th inning)
 Scored 11 runs in an inning March 16, 2019 - 13 at Utah Valley (10th inning)
 Was shutout..... May 1, 2018 vs. No. 7 UCLA (12-0)
 Was shutout in consecutive games March 26-27, 2011 at Gonzaga (3-0, 3-0)

Reached the 11th inning March 1, 2019 - 11 innings at MOST (G2 - W, 4-1)
 Reached the 15th inning May 2, 2006 - 15 innings vs. UNLV (W, 3-2)
 Played an 8-inning game..... February 25, 2017 - 8 innings vs. Tennessee (L, 10-9)
 Finished in a tie February 11, 2007 - 15-15 at Loyola Marymount

Recorded 15+ hits..... March 26, 2019 - 16 hits vs. San Diego
 Recorded 19+ hits..... May 19, 2017 - 19 hits at UC Riverside
 Recorded 20+ hits..... April 20, 2013 - 22 hits at Pacific
 Recorded 10+ extra-base hits..... April 25, 2016 - 11 vs. UNLV
 Was 2-hit..... May 19, 2018 - (L, 7-1) vs. UC Riverside (Toplikar-Compton)
 Was 1-hit..... March 4, 2005 - (W (10), 1-0) vs. Dallas Baptist (Sutherland)
 Was no-hit..... March 29, 1980 - (L (7), 3-1) at UC Santa Barbara (Nowlin)

Struck out 15+ times..... April 29, 2018 - 15 vs. Cal State Fullerton
 Walked 10+ times..... March 16, 2019 - 15 at Utah Valley
 Hit 3+ HRs..... March 17, 2019 - 4 at Utah Valley
 Hit 4+ HRs..... March 17, 2019 - 4 at Utah Valley
 Hit 4+ HRs at home March 5, 2010 - 4 vs. Saint Mary's
 Hit 5+ HRs..... May 1, 2004 - 5 at CSUN
 Stole 5+ bases..... March 14, 2017 - 5 at UCLA
 Committed 5+ errors June 18, 2007 - 6 vs. Cal State Fullerton (CWS)
 Left 15+ runners on base March 16, 2019 - 19 at Utah Valley
 Left 17+ runners on base March 16, 2019 - 19 at Utah Valley
 Grounded into 4+ double plays..... May 27, 2017 - 4 vs. UC Davis
 Grounded into 5+ double plays..... April 7, 1984 - 5 at Pepperdine
 Had 5+ batters hit by a pitch March 17, 2019 - 7 at Utah Valley

Was ranked in the regular season prior to 2019 May 17, 2014 - ranked No. 22
 Beat a ranked team..... April 17, 2018 - def. No. 13 UCLA 8-1
 Won on a walkoff..... April 19, 2019 - def. CSUN 4-3 (Damla single + error in 9th)

Struck out 15+ batters February 24, 2019 - 17 at Rice
 Did not strike out a batter..... May 21, 2017 - 0 at UC Riverside
 Walked 10+ batters May 9, 2017 - 11 vs. San Diego

Allowed 15+ runs March 12, 2017 - 16 runs vs. TCU
 Allowed 17+ runs at home April 7, 2002 - 17 runs vs. UC Santa Barbara
 Allowed 20+ runs June 9, 2008 - 21 runs at LSU
 Allowed 9+ runs in an inning..... April 20, 2013 - 9 runs at Pacific (4th inning)
 Allowed 10+ runs in an inning..... April 2, 2002 - 10 runs at USC (7th inning)
 Shutout an opponent April 20, 2019 - 4-0 vs. CSUN
 Threw consecutive shutouts..... March 10-15, 2019 - 3-0 vs. SIU & 15-0 at UVU

Threw a 2-hitter..... March 1, 2019 at Missouri State (Pallante, Rashi - 3-2 (7))
 Threw a 1-hitter..... 3/10/19 (Denholm-Rashi) & 3/15/19 (Pallante-Vergara-Akamatsu)
 Threw a no-hitter April 20, 2012 vs. Long Beach State (Andrew Thurman, 4-0)
 Allowed 16+ hits April 30, 2019 - 16 vs. Cal State Fullerton
 Allowed 18+ hits March 15, 2014 - 19 at Nebraska (Game 1)

Induced 4+ double plays April 3, 2016 - 4 at Hawai'i
 Turned a triple play..... March 29, 2005 - 6th inning at UNLV (Martinez-Lundahl)
 Allowed 3+ HRs..... April 11, 2017 - 3 at San Diego State
 Allowed 4+ HRs..... February 21, 2015 - 4 at Cal (Game 1)
 Allowed 5+ HRs..... May 23, 2009 - 6 at UC Santa Barbara
 Allowed 3+ HRs at home May 22, 2010 - 3 vs. UC Riverside
 Hit 3+ batters April 9, 2019 - 3 at UCLA

Played a game under 1:50 March 27, 2015 - 1:49 vs. Hawai'i (W, 2-0)
 Played a game under 2 hours May 7, 2017 - 1:55 vs. CSUN (L, 2-1)
 Played a game over 4 hours May 5, 2018 - 4:40 vs. Oregon (11 innings)
 Played a game over 4:30 May 5, 2018 - 4:40 vs. Oregon (11 innings)
 Played a game over 4:30 at home May 5, 2018 - 4:40 vs. Oregon (11 innings)
 Played a game over 5 hours..... April 29, 2017 - 5:04 at Cal State Fullerton (14 innings)
 Played past midnight April 29, 2017 at CSF (7:03 PM game ended at 12:07 AM)

Was rained out at home Feb. 15, 2019 vs. Washington | Mar. 6, 2019 vs. Michigan
 Had a game cut short by rain April 5, 1975 vs. San Diego (L, 5-4 - 1 out Top 7)
 Swept a doubleheader March 1, 2019 at Missouri State (3-2 (7), 4-1 (11))
 Was swept in a doubleheader..... February 25, 2017 (14-6 at USD, 10-9 (8) vs. Tenn.)

The Last Time An Anteater...

Had a 5-hit game May 27, 2017 - Keston Hiura vs. UC Davis
 Had a 6-hit game April 17, 2011 - Drew Hillman at Pacific

Had 3+ doubles in a game April 25, 2016 - Mitchell Holland (3) vs. UNLV
 Had multiple triples in a game March 9, 2014 - Connor Spencer (2) vs. Gonzaga

Had a 5-RBI game March 17, 2019 - Brandon Lewis (5) at Utah Valley
 Had a 6-RBI game March 16, 2019 - Mikey Filia (6) at Utah Valley
 Had a 7-RBI game May 9, 2010 - Jeff Cusick & Francis Larson (7) at Cal Poly
 Had an 8-RBI game April 16, 1983 - Mike Rupp (8) vs. Pepperdine

Scored 4+ runs..... March 17, 2019 - Mike Peabody (4) at Utah Valley
 Scored 5+ runs..... April 24, 2007 - Taylor Holiday (5) vs. LMU

Hit for the Cycle..... Never
 Had a 2-HR game March 24, 2019 - Brandon Lewis vs. Washington State
 Had a 3-HR game April 20, 1986 - Gene Roumimper at UNLV
 Hit a Grand Slam March 16, 2019 - Mikey Filia at Utah Valley
 Hit an Inside-the-Park HR May 28, 2016 - Adam Alcantara vs. CSUN
 Hit back-to-back HRs April 7, 2019 - Filia & Lewis vs. Long Beach State (7th)
 Hit HRs in consecutive ABs March 24, 2019 - Brandon Lewis vs. Washington State
 Hit a pinch-hit HR May 5, 2015 - Grant Palmer (10th inning) at USC

Struck out 4 times in a game..... April 16, 2019 - Mike Peabody (4) vs. SDSU
 Struck out 5 times in a game May 2, 2006 - Tyler Vaughn (5) vs. UNLV
 Walked 4+ times in a game..... March 16, 2019 - Jake Palmer (4) at Utah Valley
 Drew 3+ HBP in a game..... May 22, 2009 - Eric Deragisch (3) at UC Santa Barbara
 Laid down 3+ sac bunts April 6, 2012 - Taylor Sparks (3) at Cal Poly

Hit multiple sac flies..... March 11, 2018 - Jake Palmer (2) at Portland
 Grounded into 3+ double plays May 27, 2017 - Parker Coss (4) vs. UC Davis
 Stole 3+ bases..... February 18, 2012 - Tommy Reyes (3) vs. Southern
 Stole 4+ bases..... March 22, 2008 - Ollie Linton (4) vs. Northern Colorado
 Stole home..... February 22, 2019 - Matt Reitano at Rice
 Committed 3+ errors..... February 21, 2014 - Taylor Sparks (4) vs. Wright State

Struck out 10+ batters ... March 24, 2019 - Trenton Denholm (10) vs. Washington State
 Struck out 12+ batters February 23, 2018 - Andre Pallante (12) vs. Gonzaga
 Struck out 13+ batters May 29, 2009 - Daniel Bibona (14) vs. Fresno State
 Struck out 15+ batters April 21, 2006 - Justin Cassel (15) vs. UC Santa Barbara

Threw a complete game April 7, 2019 - Trenton Denholm vs. Long Beach State
 Threw a CG shutout April 7, 2019 - Trenton Denholm vs. Long Beach State
 Threw consec. CG shutouts March 21 & 28, 2014 - Andrew Morales vs. GCU, UCR
 Threw 9+ innings April 18, 2015 - Matt Esparza (9.1) vs. UC Davis (ND)
 Threw 10+ innings April 9, 1988 - Craig Brink (11+) vs. UC Santa Barbara
 Allowed 10+ hits May 12, 2018 - Trenton Denholm (10) at Cal Poly
 Threw 100+ pitches..... April 28, 2019 - Trenton Denholm (109) at Cal State Fullerton
 Threw 120+ pitches..... April 29, 2017 - Louis Raymond (125) at Cal State Fullerton
 Earned a 4+ out save April 27, 2019 - Taylor Rashi (1.2 IP) at Cal State Fullerton
 Earned a 3-inning save April 9, 2018 - Jordan Bocko (3.2 IP) at Long Beach State

Caught 3+ runners stealing May 29, 2011 - Ronnie Shaeffer (3) vs. Long Beach State
 Recorded 9+ assists in a game February 14, 2014 - Chris Rabago (9) vs. Fresno State
 Recorded 10+ assists in a game April 2, 1983 - Adam Ging (10) at UC Santa Barbara
 Recorded 16+ putouts in a game May 9, 2017 - Alex Guenette (16) vs. San Diego
 Recorded 8+ putouts as an OF May 24, 2018 - Konnor Zickefoose (8) at UC Davis



2019 UC IRVINE BASEBALL ROSTER

No.	Name	Position	B/T	Ht.	Wt.	Class	Hometown	Previous School	Major
1	Trenton Denholm	RHP	R/R	5-11	190	So.	El Dorado Hills	Oak Ridge HS	Undeclared
2	Dailin Lee	OF	L/L	5-7	207	Jr.	Santa Ana	Tustin HS	Criminology, Law & Society
4	Jake Cosgrove	INF	R/R	5-8	170	So.	Brentwood	Seattle University	Sociology
5	Sam Ireland	INF	R/R	6-0	165	Fr.	Mission Viejo	Tesoro HS	Psychology & Social Behavior
7	Mikey Filia	OF	R/R	5-9	180	RS-Jr.	Irvine	Irvine HS	Sociology
8	John Jensen	INF/OF	L/R	6-1	200	Jr.	Santa Barbara	Santa Barbara CC	Sociology
9	Michael Frias	RHP	R/R	6-0	182	RS-Fr.	Irvine	Servite HS	Undeclared
10	Ryan Johnston	OF/RHP	R/R	5-10	165	RS-Jr.	San Diego	Cathedral Catholic HS	Education Science
11	Louis Raymond	RHP	R/R	6-2	195	Grad.	Dana Point	Cuesta College	Sociology / Master's of Finance
12	Kaz Akamatsu	RHP	R/R	6-1	205	RS-So.	Huntington Beach	Edison HS	Business Economics
13	Taylor Rashi	RHP	R/R	6-4	216	Sr.	Torrance	El Camino College	Sociology
14	Miles Glazier	LHP	L/L	6-0	185	RS-Jr.	San Marino	San Marino HS	Political Science
15	Mike Peabody	OF	L/R	6-4	192	So.	Tustin	Mater Dei HS	Undeclared
16	Alonzo Garcia	RHP	R/R	6-3	220	RS-Sr.	Sylmar	San Fernando HS	Education Science
18	Jae Woo Park	INF	L/R	6-1	180	Fr.	Fullerton	Sunny Hills HS	Undeclared
20	Matt Reitano	C	R/R	6-0	220	Sr.	San Diego	Mira Mesa HS	Exercise Science
21	Jordan Bocko	RHP	R/R	5-11	190	Sr.	Laguna Niguel	Capistrano Valley HS	Political Science
22	Evan McMillin	RHP	R/R	5-11	205	Sr.	Camarillo	Oxnard College	Sociology
23	Brandon Lewis	INF	R/R	6-3	215	Jr.	Porter Ranch	L.A. Pierce College	Criminology, Law, & Society
24	Jacob Castro	C	L/R	6-0	200	So.	Oxnard	Rio Mesa HS	Undeclared
25	Nathan Church	OF/LHP	L/L	5-11	180	Fr.	Lake Forest	El Toro HS	Undeclared
26	Darius Garcia	LHP	L/L	5-8	175	Fr.	Cerritos	Gahr HS	Undeclared
27	Christian Koss	INF	R/R	6-2	185	Jr.	Riverside	JW North HS	Education Science
28	Jake Palmer	OF	L/L	5-10	183	So.	El Segundo	El Segundo HS	Education Science
30	Andre Antone	INF/RHP	R/R	6-5	235	RS-Fr.	Laguna Niguel	Capistrano Valley Christian HS	Undeclared
31	Griffin Mazur	C	R/R	5-11	180	RS-Jr.	Moorpark	Moorpark HS	Criminology, Law & Society
35	Konnor Zickefoose	INF	L/R	6-2	211	RS-Jr.	Chino Hills	Chapman University	Sociology
36	Adrian Damla	INF	L/L	6-0	195	Jr.	La Crescenta	Crescenta Valley HS	Education Science
37	Brendan Brooks	INF/RHP	R/R	6-1	175	So.	Corona	Norco HS	Criminology, Law & Society
38	Johnny Pacheco	C	R/R	5-9	173	RS-Fr.	Eastvale	Roosevelt HS	Undeclared
39	Tanner Brubaker	RHP	R/R	6-5	220	Jr.	San Clemente	Saddleback JC	History
40	John Vergara	LHP	R/L	6-0	190	RS-Jr.	Los Angeles	Glendale CC	Sociology
41	Andre Pallante	RHP	R/R	6-0	203	Jr.	San Clemente	San Clemente HS	Economics
42	Brett Garcia	RHP	R/R	6-3	200	Fr.	La Mirada	Valley Christian HS	Political Science
44	Dylan Riddle	LHP	L/L	5-11	200	RS-Jr.	San Clemente	San Clemente HS	Political Science

Head Coach:	6	Ben Orloff	(1st season, UC Irvine, 2009)
Assistant Coach:	17	J.T. Bloodworth	(1st season, Dallas Baptist, 2009)
Assistant Coach:	3	Daniel Bibona	(7th season, UC Irvine, 2010)
Volunteer Assistant Coach:	55	Cory Vanderhook	(1st season, Cal State Fullerton, 2017)
Director of Operations:		Bryce Stowell	(4th season, UC Irvine, 2014)
Graduate Assistant:		Jerry McClanahan	(2nd season)
Athletic Trainer:		Mike Metcalfe	(1st season)
Student Manager:		Steven Bibona	

BY CLASS	BY HOMETOWN	BY POSITION	BY SKILL / STANCE
Seniors	6 Orange County	14 Pitchers	19 LH Pitchers
Juniors	14 Los Angeles/Ventura County	14 Catchers	4 RH Pitchers
Sophomores	7 Riverside/San Bernardino Cty	4 Infielders	10 LH Position Players
Freshmen	8 San Diego County	2 Outfielders	7 RH Position Players
Graduate Students	1 Northern California	2	9 LH Hitters
4-Year Transfers	2		11 RH Hitters
JC Transfers	7		0 Switch Hitters

1 Trenton DenholmDENN-home	14 Miles GlazierGLAY-zurr	31 Griffin Mazur MAY-zurr	6 HC Ben Orloff..... OR-loff
2 Dailin LeeDAY-linn	16 Alonzo Garcia garr-SEE-uh	35 Konnor Zickefoose..... ZICK-uh-foose	3 AC Daniel Bibona buh-BO-nah
4 Jake CosgroveCAUSE-grove	18 Jae Woo Park..... JAY WOO PARK	36 Adrian Damla..... DOM-luh	DOBO Bryce StowellSTOLE
7 Mikey Filia fuh-LEE-uh	20 Matt Reitano ruh-TAWN-oh	38 Johnny Pacheco puh-CHECK-oh	GA Jerry McClanahan mc-LANN-uh-han
9 Michael FriasFREE-iss	21 Jordan Bocko BOCK-oh	39 Tanner Brubaker..... BREW-bake-err	SID Alex Croteau..... AL-ex CROH-toh
10 Louis Raymond ... L00-iss RAY-mund	26 Darius Garcia see #16	40 John Vergara..... vurr-GARR-uh	PBP Mark RobertsMARK ROB-urtz
12 Kaz Akamatsu aw-kuh-MOTT-su	27 Christian KossKoss like BOSS	41 Andre Pallante.....pull-ONN-tay	Color Tim BecwarTIMM BECK-wahr
13 Taylor RashiRASH-ee	30 Andre Antone...ON-dray ANN-tone	42 Brett Garcia see #26	



2019 UC Irvine Baseball Game Notes



1 | Soph. RHP
Trenton Denholm
El Dorado Hills




2 | Junior OF
Dailin Lee
Tustin



4 | Soph. INF
Jake Cosgrove
Brentwood



5 | Freshman INF
Sam Ireland
Mission Viejo



7 | RS-Junior OF
Mikey Filia
Irvine



8 | Junior INF/OF
John Jensen
Santa Barbara



9 | RS-Fr. RHP
Michael Frias
Irvine



10 | RS-Jr. RHP/OF
Ryan Johnston
San Diego



11 | Grad. RHP
Louis Raymond
Dana Point



12 | RS-Soph. RHP
Kaz Akamatsu
Huntington Beach



13 | Senior RHP
Taylor Rashi
Torrance



14 | RS-Junior LHP
Miles Glazier
San Marino



15 | Soph. OF
Mike Peabody
Tustin



16 | RS-Sr. RHP
Alonzo Garcia
Sylmar



18 | Freshman INF
Jae Woo Park
Fullerton



20 | Senior C
Matt Reitano
San Diego



21 | Senior RHP
Jordan Bocko
Laguna Niguel



22 | Senior RHP
Evan McMillin
Camarillo



23 | Junior INF
Brandon Lewis
Porter Ranch




24 | Soph. C
Jacob Castro
Oxnard



25 | Fresh. UTL
Nathan Church
Lake Forest



26 | Fresh. LHP
Darius Garcia
Cerritos



27 | Junior INF
Christian Koss
Riverside



28 | Soph. OF
Jake Palmer
El Segundo



30 | RS-Fr. UTL
Andre Antone
Laguna Niguel



31 | RS-Junior C
Griffin Mazur
Moorpark



35 | RS-Junior UTL
Konnor Zickefoose
Chino Hills



36 | Junior UTL
Adrian Damla
La Crescenta



37 | Soph. UTL
Brendan Brooks
Corona



38 | RS-Fr. C
Johnny Pacheco
Eastvale



39 | Junior RHP
Tanner Brubaker
San Clemente



40 | RS-Junior LHP
John Vergara
Los Angeles



41 | Junior RHP
Andre Pallante
San Clemente



42 | Fresh. RHP
Brett Garcia
La Mirada



44 | RS-Junior LHP
Dylan Riddle
San Clemente



Head Coach
Ben Orloff
6th season at UCI
1st as head coach



Assistant Coach
J.T. Bloodworth
1st season



Assistant Coach
Daniel Bibona
7th season



Volunteer Assistant Coach
Cory Vanderhook
1st season



BEN ORLOFF
HEAD COACH, FIRST SEASON

BASEBALL TIMELINE

- 2006-09 UC Irvine Shortstop
241 games, .320, 281 hits, 178 runs, 62 SB, 86 sac
- 2007 Set NCAA record for sac bunts (34)
- 2008 19th Round draft pick (Rockies)
- 2009 Brooks Wallace Award Winner
All-American
Big West Field Player of the Year
9th Round draft pick (Astros)
- 2009-13 Houston Astros organization
- 2013 Team Israel World Baseball Classic
- 2013-18 UC Irvine Asst. / Assoc. Head Coach
- 2019- UC Irvine Head Coach

Orloff joined the Anteater coaching staff in 2013 as an assistant coach under legendary skipper Mike Gillespie bringing a dearth of offensive experience and as an infielder. Orloff also served as the third base coach in addition to his efforts on the recruiting trail. He later earned the role of associate head coach before becoming the head coach of the Anteaters ahead of the 2019 season.

Spearheading the Anteater recruiting efforts, Orloff played at UCI from 2006-09 and became the program's first Big West Player of the Year. Orloff won the 2009 Brooks Wallace Award as the nation's top shortstop, and was the first Anteater player to win an American Baseball Coaches Association Gold Glove award. A three-time All-American, Orloff also was named to two NCAA Tournament teams and made four postseason appearances.

Recognized for his defensive talents, Orloff also evolved into a potent offensive threat, ending his collegiate career with a lifetime .320 batting average. Orloff is UCI's all-time hit leader with 281 and owns the top mark in runs scored with 178. He leads all players with 241 games played and 877 at-bats. With 62 stolen bases, he is second in the UCI career annals and also dots the single-season records in multiple categories. Orloff led the nation two consecutive years in sacrifice hits and holds the NCAA single-season mark of 34 set in 2007 and in a career with 86 before being drafted in the ninth round by the Houston Astros and climbing as high as Double-A Corpus Christi.



J.T. BLOODWORTH
ASSISTANT COACH, FIRST SEASON



J.T. Bloodworth joins the Anteater coaching staff for the 2019 baseball season as an assistant coach. He spent six seasons at UC San Diego as an assistant coach and recruiting coordinator rising up after joining the staff as a volunteer in September of 2012. In addition to overseeing the recruiting operations, Bloodworth was the hitting instructor, worked with the infielders, and also coached third base.

From 2009 through 2011, Bloodworth was at New Mexico State University, where he assisted with recruiting and served as the defensive coach alongside Head Coach Rocky Ward and Hall of Famer Gary Ward. In his first season in Las Cruces, N.M., in 2009, Bloodworth had an immediate impact on the Aggie defense, which broke two school records with 701 assists and 69 double plays (ranked seventh nationally). NMSU also matched the program standard for fielding percentage at .968, committing only 76 errors, a dramatic improvement over a .942 clip and 138 errors the season before. The Aggies won 44 games in 2009, which was another school record.

Bloodworth started his collegiate playing career in 2004 for Andy Lopez at the University of Arizona. After transferring to Dallas Baptist University, he played under Eric Newman (2006, 2007), and Dan Heefner (2008). Bloodworth was named to the 2007 NCAA Division I All-Independent Team, and in 2008, helped DBU to a 37-19 record and a first-ever NCAA Regional berth.

Bloodworth graduated from Dallas Baptist in the spring of 2009 with a sport management degree. In 2010, he received his Master of Arts in sport management. He is also a graduate of Lake Highlands High School in Dallas, Texas.



DANIEL BIBONA
ASSISTANT COACH, SEVENTH SEASON



In 2014 the pitching staff set a school record by posting a program-best 2.76 team ERA, surpassing the previous mark of 2.95 (2011) and becoming just the second Anteater team to log an earned run average below 3.00. The Anteaters also pitched in a program-best 591 innings and posted 27 saves, eclipsing the previous high of 20, recorded in 2009 and 2006.

Bibona mentored Andrew Morales and Sam Moore to multiple All-America honors with the former winning the Senior CLASS Award, the same honor that Bibona captured in 2010. Moore, who struggled on the mound in 2013, became the NCAA, Big West and UCI single-season leader in saves with 23 in 2014. Moore was voted the Gregg Olsen Award, honoring the "Breakout Player of the Year".

Bibona played from 2007-10 and was the first Anteater to be named Big West Pitcher of the Year back-to-back seasons. The southpaw collected five All-America honors and also was a two-time all-conference first-team selection. Bibona helped the Anteaters to four NCAA Tournament berths and was voted to two NCAA Regional All-Tournament teams. He was named a USA Baseball Golden Spikes Award semifinalist and holds the career record in strikeouts. Bibona also won the prestigious Lowe's Senior CLASS Award for displaying excellence in four areas; community service, the classroom, character and competition. Bibona, who received a degree in sociology, was then drafted in the eighth round by the St. Louis Cardinals and pitched for the Quad City River Bandits.



CORY VANDERHOOK
VOLUNTEER ASSISTANT COACH, FIRST SEASON



Vanderhook, the nephew of Cal State Fullerton head coach Rick Vanderhook, comes to the Anteaters for the 2019 season after a year as an assistant at Abilene Christian University in 2018 where he tackled the pitching staff.

Prior to his Texas stop, he spent 2015-17 with the Cal State Fullerton Titans as the Director of Operations under his uncle helping that program to a pair of College World Series appearances, and landed at CSF after four seasons as an assistant coach and recruiting coordinator at Golden West College from 2009-12.

Vanderhook's coaching acumen stems from his versatile collegiate days as a catcher and pitcher between the Cal State Fullerton and South Carolina programs which led to his signing with the Chicago Cubs and later the Baltimore Orioles organizations. He was also drafted in 2003, 42nd round pick of the Los Angeles Dodgers, and originally in the 25th round by the Seattle Mariners of the 2002 draft following his senior year at Edison High School in Huntington Beach.



BRYCE STOWELL
DIRECTOR OF OPERATIONS
FOURTH SEASON



JERRY McCLANAHAN
GRADUATE ASSISTANT
SECOND SEASON



OVER THE SUMMER

U.S. Collegiate National Team

Andre Pallante - 0-0, 8.51 ERA, 6.1 IP, 3 BB, 6 K

Cape Cod League

Yarmouth-Dennis Red Sox - Playoffs

Christian Koss - G, .246 (), 3 2B, 3B, HR, 19 RBI, SB

Trenton Denholm - 11 G, 2-0, 1 Sv, 0.00 ERA, 25.2 IP, 8 BB, 36 K

West Coast League

Corvallis Knights - League Champs

Miles Glazier - 3 G, 0-0, 9.00 ERA, BB, 2 K

Walla Walla Sweets

Dylan Riddle - 1 start, 0-0, 3.00 ERA, 3 IP, 0 BB, 3 K

Ryan Johnston - .284, 10 doubles, HR, 15 RBI, 6 SB

8 appearances, 1-3, 1 Sv, 3.14 ERA, 14.1 IP, 3 BB, 12 K

Portland Pickles

Michael Frias - 10 G, 4-0, 2.07 ERA, 34.2 IP, 7 BB, 39 K, All-WCL

Northwoods League

Green Bay Bullfrogs

Adrian Damla - .286, 6 doubles, 2 triples, 14 RBI, 3 SB

Andre Antone - .204, 2 doubles, 12 RBI, 2 SB

Rochester Honkers

Mike Peabody - .178, 2B, 3B, 11 RBI, 6 SB

California Collegiate League

Conejo Oaks - League Champs (NBC Champs with SBF)

Brandon Lewis - .397, 19 doubles, 3B, 8 HR, 25 RBI, 5 SB

CCL MVP and All-Star

Santa Barbara Foresters

John Jensen - .215, 2 doubles, triple, 2 HR, 15 RBI, 7 SB

Great Lakes League

Lake Erie Monarchs

Griffin Mazur - .250, 3 doubles, 2 HR, 10 RBI, GLL All-Star

Perfect Game Collegiate Baseball League

Jamestown Jammers - League Champs

Dailin Lee - .330, 9 doubles, HR, 16 RBI, 13 SB

Great West League

Lincoln Potters - Runner-up

Johnny Pacheco - .298, 2 doubles, 15 RBI, 6 SB

Alaska Baseball League

Anchorage Bucs

Jacob Castro - 5-for-37, 2 doubles, RBI

Anchorage Glacier Pilots

Jake Cosgrove - .241, 2 doubles, 7 RBI, 3 SB

Sunset Baseball League

SoCal Sparrows

Nathan Church - .288, 5 doubles, 4 RBI, 15 SB (1 save)

Sam Ireland - .278, 6 doubles, 9 RBI, 10 SB



Tanner Brubaker

RHP - 6-5/220 - R/R - San Clemente - Saddleback College - San Clemente HS

"Tanner has proven himself so far to be one of the best junior college pitchers in the state of California. His fastball can reach into the low 90s, and he shows flashes of a good slider and change up. Tanner has also done a great job of commanding the strike zone. We could not be more excited to have Tanner coming in next year and pitching in a big role."



Nathan Church

OF/P - 5-11/175 - L/L - Trabuco Canyon - El Toro HS

"Nathan is an ultra-competitive player that comes from a great high school program at El Toro. He was a key member on a team that won the CIF Championship. As a position player, Nathan does lots of things well. He puts together consistent, good at bats and can play defense. On the mound he pitches in the mid-80s with a plus change up."



Brett Garcia

RHP - 6-2/195 - R/R - La Mirada - Valley Christian HS

"Brett is a projectable 6'2 right handed pitcher that we believe is only scratching the surface for what he's going to be. He can already touch 90 with his fastball and shows feel for a slider, curveball, and change. Brett has been a four year varsity starter and has 80 strikeouts in 53 innings this year."



Darius Garcia

LHP - 5-9/160 - L/L - Cerritos - Gahr HS

"Darius has been a part of a team at Gahr that has won the league championship the previous three years. He is an athletic, left handed pitcher with a quick arm. His strength is in his ability to command the off speed pitches. He helps address our need of being more left handed on the mound."



Sam Ireland

INF - 6-0/170 - R/R - Mission Viejo - Tesoro HS

"Sam is very advanced offensively for a high school player. He has a knack for using the whole field, hitting the ball on the barrel, and he continues to show more power. Sam also provides us some defensive versatility and a needed right handed bat to balance the roster."



John Jensen

3B/OF - 6-1/195 - L/R - Santa Barbara - Santa Barbara HS - Santa Barbara CC

"John was the player of the year as a freshman last year and helped lead Santa Barbara City to a conference title. He has been one of the better junior college hitters in the state the past two seasons. He is athletic enough to play multiple positions. We are anticipating John being an impact, middle of the order bat as soon as he shows up on campus."



Brandon Lewis

INF - 6-3/215 - R/R - Porter Ranch - Bishop Alemany HS - L.A. Pierce College

"Brandon is a physical, middle of the order presence. His track record of hitting and hitting for power is very impressive over the last two years. He is among the best hitters at the junior college level. Currently he is among the state leaders in home runs and doubles. He has also added 14 stolen bases. Brandon is the middle of the lineup, right handed bat that we were looking for going into next year."



Jae Woo Park

INF - 6-1/180 - L/R - Fullerton - Sunny Hills HS

"Jae Woo Park is one of the better high school infielders in the state. He has big upside and will be fun to watch the next four years. His athleticism and arm strength should allow him to stick at short-stop. He is also another left handed bat with the ability to hit doubles and triples in our yard. His skill set is a very good match for the style we want to play."





TEAM RECORDS

<u>Average</u>	<u>Year(s)</u>	<u>Total</u>	<u>IBB</u>	<u>Player</u>	<u>Date</u>	<u>Total</u>	<u>Single-Game Highs</u>	<u>Date</u>	<u>Total</u>		
Career	Tom Baine	85-86	.383	Career	Keston Hiura	2015-17	22	AB	vs. UNLV	5/2/06	54
Season	Keston Hiura	2017	.442	Season	Keston Hiura	2017	12	Runs	vs. Cal State LA	4/10/81	25
	Tom Spence	1971	.403						vs. UC San Diego	3/1/72	25
	Mike Nagle	1981	.402	<u>HBP</u>	<u>Player</u>	<u>Date</u>	<u>Total</u>	Hits	at LMU	5/14/08	26
<u>Slugging</u>	<u>Player</u>	<u>Year(s)</u>	<u>Total</u>	Career	Ben Orloff	06-09	43	Singles	vs. Utah	3/24/79	21
Career	Scott Thayer	76-77	.593	Season	Casey Stevenson	2009	22	Doubles	at UC Davis	4/24/10	9
Since '02	Keston Hiura	2015-17	.581		Taylor Holiday	2007	22	Triples	2 times	(Last - 5/2/09)	4
Season	Keston Hiura	2017	.693	<u>Sac Flies</u>	<u>Player</u>	<u>Date</u>	<u>Total</u>	HR	2 times	(Last - 5/1/04)	5
<u>Games</u>	<u>Player</u>	<u>Date</u>	<u>Total</u>	Career	D.J. Crumlich	09-12	15	TB	at CSUN	5/1/04	43
Career	Ben Orloff	06-09	241	Season	Nick Anderson	2018	9	RBI	2 times	(Last - 4/10/85)	21
Season	Rabago / Sparks / Spencer	2014	66	<u>Games</u>	<u>Pitcher</u>	<u>Year</u>	<u>Total</u>	BB	at So Cal College	4/27/91	16
<u>At-Bats</u>	<u>Player</u>	<u>Date</u>	<u>Total</u>	Career	Jimmy Litchfield	11-14	117	K	vs. San Diego	5/9/17	18
Career	Ben Orloff	06-09	877	Season	Gary Wheelock	1972	35	SB	vs. Portland	3/5/89	9
Season	Jeff Oberdank	1988	273	<u>Starts</u>	<u>Pitcher</u>	<u>Year</u>	<u>Total</u>	HBP	2 times	(Last - 5/5/18)	7
<u>Runs</u>	<u>Player</u>	<u>Date</u>	<u>Total</u>	Career	Craig Brink	85-88	61	SO	vs. San Diego	5/9/17	18
Career	Ben Orloff	06-09	178	Season	Andrew Morales	2014	19	IP	vs. UNLV	5/2/06	15
Season	Taylor Holiday	2007	69		Scott Gorgen	2007	19		at LMU	4/14/78	15
<u>Hits</u>	<u>Player</u>	<u>Date</u>	<u>Total</u>	<u>Innings</u>	<u>Pitcher</u>	<u>Year</u>	<u>Total</u>	BB	at Arizona	1/30/86	16
Career	Ben Orloff	06-09	281	Career	Bob Frishette	77-80	438.2	R allowed	vs. Pepperdine	5/16/80	25
Season	Jeff Oberdank	1988	94	Since '02	Glenn Swanson	02-06	371.2	H allowed	2 times	(Last - 4/8/89)	29
<u>Doubles</u>	<u>Player</u>	<u>Date</u>	<u>Total</u>	Season	Gary Wheelock	1974	168.0	HR allowed	at UCLA	3/1/75	5
Career	Keston Hiura	2015-17	54	Since '02	Scott Gorgen	2007	136.2	Errors	vs. U.S. Int'l	3/27/84	8
Season	Holiday / Hiura	2007 / 2017	24	<u>Wins</u>	<u>Pitcher</u>	<u>Year</u>	<u>Total</u>	LOB	2 times	(Last - 2/27/16)	21
<u>Triples</u>	<u>Player</u>	<u>Date</u>	<u>Total</u>	Career	Gary Wheelock	72-74	37	<u>Record</u>	<u>Player</u>	<u>Date</u>	<u>Total</u>
Career	Rod Spence	72-75	17	Season	Gary Wheelock	1974	17	AB	Matt Fisher	5/9/04	8
Season	Jeff Malinoff	1972	10	Since '02	Scott Gorgen	2007	13		Brandon Lewis	3/16/19	8
<u>HR</u>	<u>Player</u>	<u>Date</u>	<u>Total</u>	<u>ERA</u>	<u>Pitcher</u>	<u>Year</u>	<u>Total</u>	Runs	Taylor Holiday	4/24/07	5
Career	Francis Larson	07-10	25	Career	Andrew Morales	13-14	1.68		Fred Combs	2/14/90	5
Season	Cody Cipriano	2007	14	Season	Jerry Maras	1973	1.50	Hits	Drew Hillman	4/17/11	6
<u>Total Bases</u>	<u>Player</u>	<u>Date</u>	<u>Total</u>	<u>Strikeouts</u>	<u>Pitcher</u>	<u>Year</u>	<u>Total</u>		Tom Baine	5/4/85	6
Career	Francis Larson	07-10	348	Career	Daniel Bibona	07-10	332	Doubles	Francis Larson	2/11/07	4
Season	Taylor Holiday	2007	150	Season	Andrew Morales	2014	141	Triples	7 Times	(Last - Spencer, 3/9/14)	2
<u>RBI</u>	<u>Player</u>	<u>Date</u>	<u>Total</u>	<u>Walks</u>	<u>Player</u>	<u>Date</u>	<u>Total</u>	HR	Gene Roumimper	4/20/86	3
Career	Jeff Malinoff	71-74	189	Career	Jeff Haack	1986-89	202	TB	Gene Roumimper	4/20/86	14
Season	Jeff Malinoff	1972	65	Season	Jeff Haack	1989	75	RBI	Mike Rupp	4/16/83	8
<u>SB</u>	<u>Player</u>	<u>Date</u>	<u>Total</u>	<u>Saves</u>	<u>Pitcher</u>	<u>Year</u>	<u>Total</u>	SB	4 times	(Last - Linton, 3/22/08)	4
Career	Ollie Linton	05-08	69	Career	Blair Erickson	04-07	53	BB	14 times	(Last - Palmer, 3/16/19)	4
Season	Ollie Linton	2008	40	Season	Sam Moore	2014	23	K	Tyler Vaughn	5/2/06	5
<u>Walks</u>	<u>Player</u>	<u>Date</u>	<u>Total</u>	<u>Pickoffs</u>	<u>Player</u>	<u>Date</u>	<u>Total</u>		Mike Goodcase	4/6/90	5
Career	Mike Nagle	78-81	160	Career	Glenn Swanson	02-06	17	HBP	4 times	(Last - Deragisch, 5/22/09)	3
Season	Brady Anderson	1985	52	Season	Glenn Swanson	2006	9	SF	16 times	(Last - J. Palmer, 3/11/18)	2
<u>Strikeouts</u>	<u>Player</u>	<u>Date</u>	<u>Total</u>	<u>CS</u>	<u>Player</u>	<u>Date</u>	<u>Total</u>	SH	5 times	(Last - Sparks, 4/6/12)	3
Career	Cole Kreuter	2015-18	199	Career	Aaron Lowenstein	04-08	71	SO	Justin Cassel	4/21/06	15
Season	Taylor Sparks	2014	70	Season	Ronnie Shaeffer	2011	36	IP	Dave Bladow	4/3/92	15
				<u>Errors</u>	<u>Player</u>	<u>Date</u>	<u>Total</u>	Pitches	Bob Frishette	4/14/78	14
				Career	B.J. Eucce	02-03	36	BB	Lee Belanger	4/14/79	159
				Season	B.J. Eucce	2002	21		Dean Douty	1/30/87	11
								ER allowed	4 times	(Last - Bladow - 4/21/92)	10
								H allowed	Eric Pettis	5/9/10	16
								2B allowed	4 times	(Last - Manarino - 3/7/15)	5
								3B allowed	Christian Bergman	3/27/10	4
								HR allowed	Christian Bergman	5/23/09	4
								HBP	10 times	(Last - Glazier - 3/1/16)	3
								WP	2 times	(Last - Bibona - 4/17/09)	4
								Balks	4 times	(Last - Surrey - 4/22/16)	2
								CS	Steve Morgan	2/28/84	4
								Putouts	John Seeburger	2/15/88	20
								Assists	Mike Nagle	4/18/80	12
								Errors	2 times	(Last - Sparks - 2/21/14)	4



ANTEATERS AT THE NEXT LEVEL



Anteater career: 2007-10 | 23-12, 3.36 ERA, 281 IP, 53 BB, 191 K
 Three-time All-Big West | 8th all-time in wins, 11th in appearances, 14th in innings, 17th in ERA, 18th in Ks
 Drafted: 2010 | 24th round (740th overall) by the Colorado Rockies
 Debut: June 9, 2014 | L, 6 IP, 6 H, 2 ER, 2 BB, 4 K vs. Atlanta
 Minors history: 2010-18 | 154 games (144 starts), 57-44, 4.04 ERA, 865.0 IP, 176 BB, 617 K

RHP Christian Bergman SEA

2019	Seattle Mariners	-	-	-	-	-	-
	Tacoma Rainiers (SEA - AAA)	0-2, 6.43	2 starts	IP 7.0	H 14	ER 5	BB 1 K 6
Career	Rockies (2014-16) / Mariners (2017-18)	11-15, 5.59	71 games (25 starts)	IP 215.2	H 269	ER 134	BB 49 K 130



UCI career: 2010-11 | .338, 4 HR, 74 RBI
 Drafted: 2011 | 27th round (825th) by LAA
 Minors: 2011-18 | 1142 G, .288, 70 HR
 2018 clubs | MEX Quintana Roo
 109 G, .367, 28 2B, 11 HR, 92 RBI

3B Brian Hernandez MEX Quintana Roo: 21 games, .317, HR, 8 RBI



UCI career: 2016-17 | .375, 22 HR, 135 RBI
 Drafted: 2017 | 1st round (9th) by MIL
 Minors: 2017-18 | 165 G, .313, 17 HR, 76 RBI
 Prospect Rankings: MLB #30, 2B #2, MIL #1
 2018 Arizona Fall League MVP (.323, 33 RBI)

2B Keston Hiura MIL AAA San Antonio: 23 games, .333, 7 HR, 17 RBI



UCI career: 2012-14 | .262, 2 HR, 59 RBI
 Drafted: 2014 | 13th round (383rd) by COL
 Minors: 2014-18 | 331 G, .255, 8 HR, 138 RBI
 2018 clubs: AA Hartford & Trenton
 Selected by Royals in Rule 5 Draft

C Chris Rabago COL AAA Albuquerque: 6 games, .292, 2 HR, 7 RBI



UCI career: 2012-14 | .306, 18 HR, 99 RBI
 Drafted: 2014 | 2nd round (58th) by CIN
 Minors: 2014-18 | 511 G, .220, 65 HR, 237 RBI
 2018 clubs: AA Pensacola / AAA Louisville
 126 G, .206, 20 2B, 14 HR, 47 RBI

3B Taylor Sparks CIN AAA Louisville: 1 game, 0-3, BB, 3 K



UCI career: 2013-14 | 36 G, 21-2, 1.68 ERA
 Drafted: 2014 | 2nd round (71st) by STL
 Minors: 2014-18 | 125 gms, 14-19, 4.83 ERA
 2018 clubs: AA Springfield / AAA Memphis
 2-4, 4.52, 63.2 IP, 29 BB, 74 K

RHP Andrew Morales STL AAA Memphis: 7-day Injured List



UCI career: 2010-13 | 50 G, 8-8, 3.00 ERA
 Drafted: 2013 | 19th round (561st) by CLE
 Minors: 2013-18 | 129 gms, 23-18, 3.73
 2018 clubs: AA Akron / AAA Columbus
 4-2, 4.04, 84.2 IP, 46 BB, 77 K

LHP Matt Whitehouse CLE AA & AAA: 7 games, 2-0, 5.25, 12 IP, 7 BB, 12 K




UCI career: 2015-17 | 34 G, 7-5, 4.50 ERA
 Drafted: 2016 | 26th round (788th) by BAL
 Minors: 2017-18 | 31 games, 10-8, 2.42
 2018 clubs: Single-A Delmarva
 9-7, 2.94, 125.2 IP, 20 BB, 99 K

LHP Cameron Bishop BAL A+ Frederick: 4 starts, 0-1, 3.32, 19 IP, 7 BB, 22 K



UCI career: 2016-17 | 51 G, 6-6, 20 Sv, 2.77
 Drafted: 2017 | 10th round (286th) by MIN
 Minors: 2017-18 | 41 games, 7-4, 4.42
 2018 clubs: A+ Fort Myers / A Cedar Rapids
 4-4, 3 Sv, 3.35, 53.2 IP, 33 BB, 55 K

RHP Calvin Faucher MIN A+ Fort Myers: 6 games, 0-0, 5.25, 12 IP, 10 BB, 16 K



UCI career: Signed NLI prior to 2018 season
 Drafted: 2017 | 1st overall pick by MIN
 Minors: 2017-18 | 121 G, .292, 14 HR, 74 RBI
 2018 clubs: A Cedar Rapids / A+ Fort Myers
 Prospect Rankings: MLB #7, SS #2, MIN #1

SS Royce Lewis MIN A+ Fort Myers: 22 games, .195, 2 2B, 5 RBI, 11 R

MLB 'Eaters	Years of Service	Stats	Drafted
Brady Anderson	1988-2002 (15) BOS, BAL, CLE	3 All-Star games, 1,834 games, .256, 1,661 H, 210 HR, 761 RBI (50 HR in 1996)	10th Rd BOS (1985)
Bryan Petersen	2010-12 (3) FLA/MIA	181 games, .220, 103 hits, 22 2B, 6 3B, 2 HR, 29 RBI, 15 SB, 9 OFA - 1 IP, 0 R, BB	4th Rd FLA (2007)
Doug Linton	1992-97, 1999, 2003 (7) TOR, CAL, NYM, KC, BAL	112 games (35 starts), 17-20, 5.78, 305.1 IP, 125 BB, 206 K	43rd Rd TOR (1986)
Christian Bergman	2014-18 (5) COL, SEA	71 games (25 starts), 11-15, 5.59, 215.2 IP, 49 BB, 130 K	24th Rd COL (2010)
Dylan Axelrod	2011-15 (5) CHW, CIN	59 games (34 starts), 9-15, 5.27, 228.2 IP, 85 BB, 164 K	30th Rd SD (2007)
Gary Wheelock	1976-77, 1980 (3) CAL, SEA	20 games (18 starts), 6-9, 5.40, 93.1 IP, 28 BB, 50 K	6th Rd CAL (1974)
Sean Tracey	2006 (1) CHW	7 games, 0-0, 3.38, 8 IP, 5 BB, 3 K	8th Rd CHW (2002)



Getting to know Anteater Ballpark

Nearby Landmarks

John Wayne Airport (3 miles North)
 Concordia University (3 miles East)
 Strawberry Farms Golf Club (3.6 miles East)
 Fashion Island (4 miles South)
 Back Bay (4.6 miles Southwest)
 Irvine Valley College (4.6 miles East)
 OC Fairgrounds (5 miles West)
 Orange Coast College & Vanguard (5 mi. West)
 Balboa Island (5.6 miles Southwest)
 Segerstrom Center for the Arts (6 miles NW)
 Blizzard Entertainment (6 miles East)
 Irvine Spectrum (7.4 miles East)
 Crystal Cove State Park (9.1 miles Southeast)

On Campus

Aldrich Park
 Science Library
 Langson Library
 Engineering Tower
 Paul Merage School of Business
 Beckman Laser Institute
 Gavin Herbert Eye Institute
 Irvine Barclay Theatre
 Ring Road
 Anthill Pub & Grille
 Thermal Energy Storage Tank (Water Tower)
 Crawford Field & Crawford Court
(Training Camp for the L.A. Rams)

In Southern California

Newport Beach Pier (8.4 miles Southwest)
 Orange County Great Park (8.8 miles East)
 City of Huntington Beach (12 miles West)
 Honda Center & Angel Stadium (15 miles North)
 Disneyland (16.5 miles North)
 Cal State Fullerton (20.5 miles North)
 Long Beach State (22.1 miles Northwest)
 Catalina Island (39 miles Southwest)
 UC Riverside (44 miles Northeast)
 Dodger Stadium (45 miles Northwest)
 Santa Monica Pier (54.5 miles Northwest)
 CSUN (70 miles Northwest)
 City of San Diego (83.7 miles Southeast)

Getting to know UC Irvine

5th Best Public University—Money Magazine
 Top 10 Coolest School for 9th consecutive year—Sierra Magazine
 Top 10 Best/Most Value Public University—Forbes & Money Magazines
 116,000 undergraduate applications received in 2018-19
 13th among public universities for graduate salaries
 Academic Ranking of Universities—34th in U.S., 64th globally
 3 Nobel Prizes—2 in chemistry, 1 in physics
 Degrees offered—92 bachelor’s, 62 master’s, 68 Ph.D.’s
 Best Regional College—The Princeton Review
 #1 school for gamers—College Magazine

#1 University doing the most of the American dream—NY Times
 #1 college for beach lovers—Money Magazine
 30th Most Entrepreneurial School in America—AffordableSchool.net
 First University in nation to convert to all-electric fleet of buses
 7th in the nation for awarding bachelor’s degrees to minority students
 17 consec. years UCI Med Center among nation’s best hospitals—USNWR
 29 graduate programs ranked among the top 50 nationally according to U.S. News & World Report including 1st in literary criticism, 3rd in criminology, law, & society, 10th in organic chemistry

Notable UC Irvine alums

David Baker—President and executive director, NFL Hall of Fame
 Joe Jacob—Owner, Golden State Warriors
 Roy Fielding—Computer scientist and HTTP co-author
 David Benioff—Co-Creator and Showrunner, Game of Thrones
 McG—Film Director, Charlie’s Angels Full Throttle, We Are Marshall
 Alice Sebold—Author, The Lovely Bones
 Aubrey O’Day—Singer/Actress, Making The Band, Danity Kane
 Teal Wicks—Actress, NCIS: New Orleans, Elementary, The Good Wife
 Nazanin Boniadi—Actress, Homeland, Scandal, How I Met Your Mother

Notable Anteaters in Sports

Scott Brooks—Head Coach, Washington Wizards
 Greg Louganis—Olympic gold medal-winning diver
 Steve Scott—Track & Field athlete
 Darren Fells (MBB)—Tight End, Cleveland Browns
 Brady Anderson—MLB All-Star, Baltimore Orioles
 Brad Evans—MLS Defender, Seattle Sounders, U.S. National Team
 John Chin—PGA Tour golfer
 Tyler Hoechlin (BASE)—Teen Wolf, Road to Perdition, Supergirl
 Aras Baskauskas (MBB)—Survivor: Panama—Exile Island
 Selanee Henderson (WGOLF)—Golf Channel’s Big Break runner-up
 Kiara Belen (WBB)—America’s Next Top Model cycle 19 runner-up