

January 24, 2007

Penn State at Iowa

Carver-Hawkeye Arena

### Iowa Hawkeyes (10-9, 2-3)

							Pts.	Reb.	FG%	FT%
34	Tyler Smith	F	6-7	219	Fr.	Pulaski, TN (Hargrave Military)	15.4	4.7	.467	.699
53	Seth Gorney	C	7-0	245	Jr.	Vandalia, OH (Butler)	6.2	3.9	.559	.813
1	Adam Haluska	G	6-5	210	Sr.	Carroll, IA (Carroll)	20.1	4.1	.418	.891
11	Tony Freeman	G	6-1	190	So.	Maywood, IL (St. Joseph's)	6.9	2.6	.407	.708
35	Mike Henderson	G	6-3	200	Sr.	Waterloo, IA (East)	4.5	1.8	.451	.708

### Penn State Nittany Lions (10-8, 1-4)

2	Jamelle Cornley	F	6-5	235	So.	Columbus, OH (Brookhaven)	14.3	7.3	.512	.554
23	Brandon Hassell	F	6-11	232	Jr.	Farmersville, OH (Valley View)	7.1	5.1	.625	.567
3	Ben Luber	G	6-0	178	Sr.	Richboro, PA (Council Rock North)	6.6	2.6	.333	.829
5	Geary Claxton	G	6-5	218	Jr.	West Haven, CT (Hill Regional)	16.3	7.9	.476	.608
33	Danny Morrissey	G	6-3	190	So.	Cleveland, OH (Pendleton School)	11.7	3.3	.478	.773

### THE SETTING

Iowa (10-9, 2-3) plays the first of two home games when it hosts Penn State (10-8, 1-4) Wednesday, Jan. 24. Game time is 7:05 p.m. in Carver-Hawkeye Arena (15,500).

Iowa lost to Ohio State 82-63 in Columbus Saturday evening. Penn State lost to Michigan State 91-64 Saturday in State College.

### ON THE AIR

**Radio:** Iowa games are broadcast on the Hawkeye Radio Network. Gary Dolphin handles the play-by-play, along with color commentator Bob Hansen. The Hawkeye Radio Network coverage includes a 60-minute pre-game show.

**Television:** ESPN Regional will carry the game to a network of stations that includes KGAN Cedar Rapids, KDSM Des Moines, KGCW Quad Cities, Metro Sports, Kansas City, MO, and cable systems throughout the state of Iowa, including Council Bluffs-Omaha, Rochester-Mason City and Sioux City. Larry Morgan and Mac McCausland will call the action.

### IOWA HISTORY

Iowa has played 2,396 games since beginning basketball in 1902. Overall Iowa's record is 1,431-965 (.597). That includes an 897-307 (.745) record in home games, a 534-658 (.448) record in games away from Iowa City, a 677-661 (.506) mark in Big Ten games and a 303-81 (.789) record in Carver-Hawkeye Arena.

### IOWA IN CARVER-HAWKEYE ARENA

Iowa has compiled a 303-81 (.789) record in Carver-Hawkeye Arena. Iowa is 142-67 (.679) in Big Ten games and 161-14 (.920) in non-Big Ten games. Iowa has drawn over 5.4 million fans for men's basketball games since the arena opened in 1983. Iowa has posted a 95-26 (.785) home record under Coach Steve Alford, including a 58-5 (.920) mark in non-conference home games. Two of the five non-conference home losses came in the National Invitation Tournament.

Iowa has won 27 of its last 28 home games and 11 straight Big Ten Conference home games. The Hawkeyes have also won eight straight home games against top 25 opponents.

## Schedule/Results

**Record: 10-8 (2-2)**

Nov. 13	The Citadel	W	75-53
* Nov. 17	Toledo	W	78-65
* Nov. 19	Alabama	L	60-72
* Nov. 20	Villanova	L	60-89
Nov. 25	at Arizona State	L	64-67
Nov. 29	at Virginia Tech	L	65-69
+ Dec. 1	TX-Pan American	W	62-46
+ Dec. 2	Coppin State	W	83-67
Dec. 5	Northern Iowa	L	55-57
Dec. 8	Iowa State	W	77-59
Dec. 16	at Drake	L	59-75
Dec. 20	Georgia State	W	101-59
Dec. 23	Texas Southern	W	90-63
Dec. 30	Cornell	W	65-50
Jan. 4	Michigan State	W	62-60
Jan. 10	at Illinois	L	70-74
Jan. 13	Minnesota	W	60-49
Jan. 16	at Indiana	L	64-71
Jan. 20	at Ohio State	L	63-82

<b>Jan. 24</b>	<b>Penn State, 7:05 pm</b>
Jan. 28	Wisconsin, 12:05 pm
Jan. 31	at Michigan, 7:05 pm CT
Feb. 3	Indiana, 1:05 pm
Feb. 7	at Minnesota, 7:05 pm
Feb. 10	at Wisconsin, 1:05 pm
Feb. 14	Northwestern, 7:05 pm
Feb. 17	at Mich. State, 1:32 pm, CT
Feb. 21	Purdue, 8:05 pm
Feb. 27-28	at Penn State, TBA
Mar. 3	Illinois, TBA
Mar. 8-11	Big Ten Tournament

\* - - Paradise Jam

+ - - Hawkeye Challenge, Iowa City

All times listed are Central Time

## *Coach Steve Alford*

Steve Alford (pronounced ALL-ford) is in his eighth season as head coach at the University of Iowa and his 16th season as a college head coach. Alford holds a career record of 301-178 (.628), including a 145-101 (.589) record at Iowa, a 78-29 (.729) record in four seasons (1992-95) at Div. III Manchester College and a four-year record (1996-99) of 78-48 (.619) at Southwest Missouri State. Alford ranks third among Iowa's head basketball coaches in career wins. Alford's 301 career victories are the most in the nation among all head coaches who are 42-years old or younger.



Alford has posted a 13-5 record in the Big Ten Conference Tournament, leading the Hawkeyes to the tournament title in both 2001 and 2006. His total wins and winning percentage in the event rank tops among all Big Ten coaches. Alford is 54-63 (.462) in Big Ten games and led Iowa to a second place finish (11-5) in the 2006 regular season. Alford is 8-7 in the NCAA Tournament (3-4 in Div. I and 5-3 in Div. III) and 2-4 in the NIT.

Alford is the only Iowa coach to lead his Hawkeye teams to six consecutive winning seasons. Iowa has advanced to post-season action in each of the past six years and the Hawkeyes have won 20 or more games in three of his seven seasons. Alford led Iowa into the second round of the 2001 NCAA Tournament in his second season and the Hawkeyes returned to the NCAA Tournament in 2005 and 2006. Iowa advanced to the NIT in 2002, 2003 and 2004.

Alford led Southwest Missouri State to the NCAA Sweet 16 in 1999 and in 1995 Manchester advanced to the NCAA championship game before suffering its first defeat of the season.

Alford is a 1987 graduate of Indiana, where he led the Hoosiers to the 1987 NCAA title. Alford was a member of the 1984 U. S. Olympic team that earned the Gold Medal and he was the 26th player selected in the NBA Draft following his senior season. Alford played four seasons in the NBA before beginning his coaching career.

At Indiana, Alford started 120 of 125 games in four seasons. He served as team captain in 1987 when the Hoosiers were 30-4. Steve concluded his college career as Indiana's all-time scoring leader with 2,438 points and he holds the Indiana record for career steals with 178. He was a consensus first team All-American and the Big Ten MVP as a senior.

Alford is a member of the Manchester College M Association Hall of Fame and the Indiana University Athletics Hall of Fame. In 2001 he was named one of the "Top 50 Athletes" in the history of the state of Indiana and was selected as a member of the 15-man Indiana University all-Century team. In 2004 he was one of five players selected to ESPN's Big Ten Conference Silver Anniversary team.

Alford is 10-3 vs. Penn State and 4-0 vs. PSU Coach Ed DeChellis.

## *Iowa Quick Facts*

<b>Location:</b>	Iowa City, IA
<b>Founded:</b>	1847
<b>Enrollment:</b>	29,697
<b>President:</b>	Gary Fethke
<b>Athletic Director:</b>	Gary Barta
<b>Conference:</b>	Big Ten
<b>Home Arena:</b>	Carver-Hawkeye (15,500)
<b>All-Time Record:</b>	1,431-965 (.597)
<b>All-Time Big Ten Record:</b>	677-661 (.506)
<b>NCAA Appearances:</b>	22
<b>NCAA Tournament Record:</b>	27-24

<b>Head Coach:</b>	Steve Alford
<b>Record At Iowa:</b>	145-101, .589 (8th season)
<b>Career Record:</b>	301-178, .628 (16th season)
<b>Big Ten Record:</b>	54-63 (.462)
<b>Big Ten Tournament Record:</b>	13-5 (2 titles)
<b>Associate Head Coach:</b>	Craig Neal (Georgia Tech)
<b>Assistant Coaches:</b>	Tim Buckley (Bemidji State) Billy Garrett (Indianapolis)
<b>Dir. of Basketball Operations:</b>	Paul Weir (York Univ.)
<b>Graduate Assistant:</b>	Justin Wieck (Iowa)
<b>Basketball Administrator:</b>	Jerry Strom (Concordia Col.)
<b>Trainer:</b>	John Streif
<b>Sports Information:</b>	Phil Haddy/Steve Roe
<b>Sports Info. Telephone:</b>	319-335-9411
<b>Sports Info. FAX:</b>	319-335-9417
<b>Internet Address:</b>	www.hawkeyesports.com

### **HAWKEYES SET ARENA RECORD**

With the 60-49 win over Minnesota, Iowa improved its home winning streak in Big Ten Conference games to 11 straight, the longest conference winning streak in the history of Carver-Hawkeye Arena, which opened in 1983.

Iowa has not lost a Big Ten home game since a 75-65 loss to Illinois on Feb. 19, 2005. Iowa won nine straight conference games in Carver-Hawkeye Arena on two occasions, the last occurring during the 1995-96 and 1996-97 seasons.

Iowa's record for consecutive home wins in league play is 14 straight. That mark was set during the 1980-81 and 1981-82 seasons when home games were played at the Iowa Field House.

### **ALFORD THIRD IN CAREER WINS**

Coach Steve Alford has 301 career wins and 145 victories as Iowa's head coach. With Iowa's win over Iowa State, Alford moved past Rollie Williams (139) for third place on Iowa's career win list behind Tom Davis (269) and Lute Olson (168). Iowa's 62-60 win over 24th-ranked Michigan State was win No. 300 for the Hawkeye head coach.

## Iowa Basketball Roster

No.	Name	Pos.	Ht.	Wt.	Yr.	Hometown High School/CC	The Latest Scoop
0	Josh Crawford	C	6-10	200	Fr.	Long Beach, CA (Wilson)	2 points & one rebound vs. Georgia State
1	** Adam Haluska	G	6-5	210	Sr.	Carroll, IA (Carroll)	15 points & 4 rebounds at Ohio State
2	# David Palmer	C	6-9	240	So.	Antioch, TN (Oak Hill Academy)	Will redshirt as a transfer from Seton Hall
3	Drew Adams	G	6-1	185	So.	Bloomington, IN (South)	One assist in win over TX Southern
4	* J.R. Angle	G/F	6-7	208	So.	Franklin, IN (Indian Creek)	4 points in win over Michigan State
11	* Tony Freeman	G	6-1	190	So.	Maywood, IL (St. Joseph's)	6 points & 5 assists at Ohio State
14	Brett Wessels	G	6-3	190	So.	Bettendorf, IA (Bettendorf)	3 points & 2 rebounds vs. Alabama
15	Dan Bohall	G	6-4	193	Fr.	Sioux City, IA (East)	6 points in Black and Gold Blowout
24	Justin Johnson	G	6-6	190	Jr.	Tyler, TX (Tyler, TX CC)	Career-high eight rebounds vs. Minnesota
34	Tyler Smith	F	6-7	210	Fr.	Pulaski, TN (Hargrave Military Aca.)	21 points, 4 rebs. & 5 assists at Ohio State
35	*** Mike Henderson	G	6-3	200	Sr.	Waterloo, IA (East)	8 points & 4 rebounds at Ohio State
44	Cyrus Tate	F	6-8	240	So.	Chicago, IL (Northeast, NE CC)	14 points & 9 rebounds vs. MSU
52	Kurt Looby	F/C	6-10	210	Jr.	St. John's, Antigua (Tyler, TX CC)	7 points & 3 rebounds vs. MSU
53	** Seth Gorney	C	7-0	245	Jr.	Vandalia, OH (Butler)	Career-high 12 points & 5 reb. at Indiana

Davis coached the Hawkeyes from 1987-99, Olson was the Iowa coach from 1975-83 and Williams coached the Hawkeyes from 1930-42 and in 1950-51. Following is a list of Alford's significant career victories:

No.	Opponent, result	Date
1	Manchester 82, Denison 63	12/29/91
50	Manchester 87, Huntington 63	11/22/94
100	SW MO State 75, NW State 73	12/10/96
150	SW MO State 89, Wichita State 58	1/31/99
200	Iowa 78, Iowa State 53	12/08/01
250	Iowa 88, Centenary 53	12/03/04
256	Iowa 73, Air Force 63	12/28/04
	(No. 100 as Iowa's head coach)	
<b>300</b>	<b>Iowa 62, Michigan State 60</b>	<b>1/04/06</b>

### PSU COACH ED DECHELLIS

Ed DeChellis is in his fourth season as Penn State's head coach and his 11th as a college head coach. DeChellis is 41-65 at Penn State and his career mark stands at 146-158. He posted a 105-93 record in seven years as the head coach at East Tennessee State. A Penn State graduate, DeChellis led East Tennessee State to the Southern Conference Tournament championship in 2003, earning a spot in the NCAA Tournament. East Tennessee State then lost to No. two seed Wake Forest by a narrow 76-73 margin.

DeChellis began his coaching career as a graduate assistant at Penn State, and later was an assistant coach at Salem College in West Virginia. He returned to Penn State as an assistant coach for 10 seasons before taking over at East Tennessee State. As a PSU assistant, DeChellis helped the Nittany Lions advance to post-season play in four straight seasons (1989-92), while posting an 87-40 record in that time.

DeChellis is 0-4 vs. Iowa and Hawkeye Coach Steve Alford

### DECHELLIS AS AN ASSISTANT

Penn State Coach Ed DeChellis served as a Nittany Lion assistant coach from 1986-96, during the time that Penn State moved from the Atlantic 10 Conference to the Big Ten. During his last two seasons as an assistant there, PSU posted a 42-18 record, advancing to the NIT in 1995 and the NCAA Tournament in 1996. During his time as a Penn State assistant DeChellis helped PSU post a 4-3 record against Iowa.

### HAWKEYE, LION NOTES

- Both Iowa and Penn State lost to hot-shooting opponents in their last outing. Ohio State shot 58.5% from the field, including 68% in the second half, in defeating Iowa 82-63 in Columbus. Michigan State shot 67.9% from the field in a 91-64 win at Penn State.
- When the Hawkeyes won at Penn State in 1997 it marked PSU's first defeat in the Bryce Jordan Center and ended the longest home court winning streak in the nation at the time.
- Penn State assistant Kurt Kanaskie is no stranger to the Iowa basketball program, as he served as the head coach at Drake University in Des Moines for seven seasons. He held an 0-7 record vs. Iowa and a 0-10 record vs. Iowa Coach Steve Alford.
- Penn State assistant Dan Earl is a former Nittany Lion player. Earl began his playing career in 1993-94 and ended his career in 1998-99. He missed the 1996-97 season due to a back injury and missed all but five games in 1997-98 due to a knee injury, earning a medical hardship and a sixth season. In the games he played, Earl helped Penn State post a 4-2 record vs. Iowa, including a 67-64 win in Iowa City in the quarter-finals of the 1995 NIT.

### THE SERIES

Iowa holds an 18-8 advantage in the series that began with an 82-53 Iowa win in 1955. The Hawkeyes have won the last six meetings, 10 of the last 12, 11 of the last 14 and 13 of the last 17. Iowa won both meetings last season, defeating the Nittany Lions 80-76 in State College and 59-44 in Iowa City. Iowa also won single games in both 2004 and 2005.

Iowa holds a 9-3 advantage in games played in Iowa City, with all 12 meetings taking place in Carver-Hawkeye Arena. The Hawkeyes have won seven of the last eight meetings in Iowa City.

Three of the 26 meetings in the series have been in post-season action. The first meeting in 1955 was in the first round of the NCAA Tournament in Evanston, IL, with Iowa winning 82-53 on its way to the Final Four. Penn State won 67-64 in Iowa City in 1995 in the semi-finals of the NIT, earning a trip to New York. Iowa won in the Big Ten Tournament semi-finals in 2001 and went on to win that event as both teams earned a spot in the NCAA Tournament. Iowa's 67-48 win in 1962 took place in the first round of the Quaker City Tournament in Philadelphia, PA.

### **IOWA WON TWICE LAST SEASON**

Iowa won both meetings a year ago, 80-76 in State College and 65-38 in Iowa City.

Iowa held the upper hand throughout most of the first meeting, but had to come from behind in the closing minutes to get the win. Iowa shot 51.9% from the field in the first half, leading by as many as 10 points before holding a 40-34 halftime advantage.

Iowa maintained control in the early portion of the second half, holding a 66-59 advantage with six minutes to play. From there Penn State scored nine straight points to take a 68-66 advantage with 3:52 left. The teams traded baskets until Erik Hansen converted a rebound basket and added a free throw, giving Iowa a 72-70 advantage with 1:51 to play. Two free throws by Greg Brunner gave Iowa a 74-73 advantage with 48 seconds remaining and Jeff Horner added a pair of free shots after a Penn State turnover.

Haluska ended the contest with 29 points, a career-best at the time, while surpassing 1,000 career points. He hit 6-10 treys and 5-6 free throws. Horner added 17 points and nine assists and Brunner had 13 points.

Jamelle Cornley had 20 points to lead Penn State's balanced attack. Travis Parker added 19, Mike Walker 14 and Geary Claxton 12. Parker also added 10 rebounds.

Iowa used a dominating defensive performance in scoring a 65-38 win over Penn State late in the season in Iowa City. The 38 points scored by Penn State marked the fewest points scored by a Big Ten opponent since the Hawkeyes defeated the Nittany Lions 58-38 on Feb. 24, 1993. Iowa held the Nittany Lions to 25.5% shooting from the field, including 18.5% in the first half.

The Hawkeyes used a 15-0 scoring run late in the first half to take control, building a 30-17 halftime margin. Iowa then began the second half with an 11-0 scoring run to put the game away. Iowa shot 62.5% from the field in the final 20 minutes and ended the game with 21 assists on 25 field goals.

Overall, Penn State made just 13-51 field goal attempts and 4-18 (22.2%) three-point attempts. Iowa won the rebounding battle by a 38-27 margin.

Mike Henderson set the tone early for Iowa and led Iowa with 16 points. Erik Hansen contributed 15 points and Adam Haluska added 11. Greg Brunner led Iowa with 10 rebounds.

Travis Parker, with 13 points, was the only Nittany Lion to reach double figures.

## ***History & Record Book Online***

Iowa's History and Record Book, the supplement to the 2006-07 basketball media guide, is available online at [hawkeyesports.com](http://hawkeyesports.com), the official website of the University of Iowa athletic department. After opening the Iowa website, click on Men's Basketball at the top of the page under "The Hawkeyes". Once at the basketball site, click on the History and Record Book on the right side of the page under the Stats and More heading. Copies of the History and Record Book are also available through the UI Sports Information office.

### **SMITH AMONG FRESHMAN LEADERS**

Iowa's Tyler Smith ranks high among freshmen in the Big Ten in nearly all statistical categories. He is first in scoring (15.4), second in assists (3.7), fourth in steals (1.3), fifth in rebounding (4.7), 13th in free throw percentage (.699) and three-point percentage (.300) and 14th in field goal percentage (.467).

### **HALUSKA A TOP SENIOR**

Iowa senior guard Adam Haluska is one of 30 candidates for the 2007 Lowe's Senior CLASS Award. The award is presented annually to an NCAA Division I male and female basketball player who excel both on and off the court. A list of 10 finalists will be announced in February. Fans, coaches and media will have the opportunity to vote in the process, with the winners being announced during the men's and women's respective Final Four weekends.

The CLASS Award is an acronym for Celebrating Loyalty and Achievement for Staying in School. Conceived by sportscaster Dick Enberg, the award is based on areas of excellence in classroom, character and community, as well as performance on the court.

### **HENDERSON BACK IN ACTION**

Senior guard Mike Henderson, who missed Iowa's first seven games after suffering a hand injury in practice on Oct. 30, saw his first action of the season in Iowa's win over Coppin State on Dec. 2. Henderson suffered a fracture to the pinkie finger on his right hand and underwent surgery two days later. Henderson had the cast removed Nov. 27 before playing eight minutes vs. Coppin State and 11 minutes vs. Northern Iowa. Henderson scored eight points in 15 minutes vs. Iowa State and played 26 minutes in the loss at Drake. He returned to the starting line-up for the first time vs. Georgia State and had a career-high nine assists and eight points. He has helped the Hawkeyes to a 5-3 record since moving into the starting line-up.

Henderson played a critical role in Iowa's win over Michigan State, connecting on five of six free throw attempts in the final 40 seconds. Henderson's two free throws with six seconds remaining gave Iowa a 62-57 advantage to seal the victory.

Henderson (6-3, 200), a Waterloo, IA native, started all 34 games a year ago. He averaged 7.6 points and 3.9 rebounds per outing while shooting 46.4% from three-point range. He earned the team "Most Improved Award" at the conclusion of the season.

As a junior Henderson scored in double figures in 11 games. He matched a career-high with 17 points in a win at Purdue and scored 16 points vs. Michigan State in the Big Ten Tournament and in a home win over Penn State. Henderson added 15 points and seven rebounds in an early season win over ninth-ranked Kentucky as Iowa was 11-0 when he scored in double figures.

**IOWA NOTES**

- As a team, Iowa leads the Big Ten Conference and ranks sixth in the nation in free throw percentage, making 76.6% (256-334) of its attempts. Individually, Adam Haluska is shooting 89.1% (90-101) from the line to rank 14th.
- Iowa completed a five-game road swing in November that saw the Hawkeyes travel nearly 8,000 miles while competing in the Paradise Jam in St. Thomas, Virgin Islands, along with playing single games at Arizona State and Virginia Tech. Iowa has played in four different time zones (Atlantic, Eastern, Central, Mountain). This marks the first time since early in the 2000-01 season that Iowa has played five straight games away from home. Like this season, that five-game stretch in 2000-01 also included three games at a neutral site (Rainbow Classic). Iowa's longest consecutive road game streak under Steve Alford occurred in 1999-00 when the Hawkeyes played at Northern Iowa, Iowa State, Missouri and Drake, winning two of the four.
- Iowa shot a season-best 89.2% (33-37) from the free throw line in a win over Texas Southern. The made free throws and the free throw attempts are the most for Iowa since the Hawkeyes converted 32-42 in a home loss to Michigan State on 2/5/05.
- Iowa, in non-conference action, played seven opponents from six of the stronger leagues in the nation, including the Atlantic Coast (Virginia Tech), Big East (Villanova), Big 12 (Iowa State), Missouri Valley (Drake & Northern Iowa), Pac-10 (Arizona State) and Southeastern (Alabama).
- Senior guard Adam Haluska has started all 117 games in his career, a streak that ranks as the longest in the nation among current players.
- With 18 points in Iowa's loss to Villanova, Adam Haluska became the 39th Hawkeye player to surpass 1,000 career points. Haluska is in his third season at Iowa and has 1,322 points to rank 15th on Iowa's career list. His career total, including one season at Iowa State, stands at 1,606.
- Freshman Tyler Smith was named to the all-tournament team at the Paradise Jam. Smith scored in double figures in all three games. He led Iowa to its win over Toledo on the first round, collecting 28 points, six rebounds and five assists. Smith added 19 points in the loss to 10th-ranked Alabama and 13 points in the loss to Villanova.

**IOWA WINS HAWKEYE CHALLENGE**

Iowa once again claimed the title of its own Hawkeye Challenge, defeating Texas-Pan American 62-46 in the first round and Coppin State 83-67 in the title game. Iowa has won its own invitational 24 times in the 25 year history of the event.

Senior guard Adam Haluska claimed Most Valuable Player honors, while junior Justin Johnson and freshman Tyler Smith were also named to the all-tournament team.

***Big Ten Standings***

	Big Ten			All Games		
	W	L	PCT	W	L	PCT
Wisconsin	5	0	1.000	19	1	.950
Ohio State	4	1	.800	16	3	.842
Michigan	4	1	.800	16	4	.800
Indiana	4	1	.800	14	4	.778
Michigan State	3	2	.600	16	4	.800
<b>Iowa</b>	<b>2</b>	<b>3</b>	<b>.400</b>	<b>10</b>	<b>9</b>	<b>.526</b>
Illinois	2	4	.333	14	7	.667
Purdue	2	4	.333	13	7	.650
Penn State	1	4	.200	10	8	.556
Minnesota	1	4	.200	7	12	.368
Northwestern	1	5	.167	11	8	.579

**Tuesday, January 23**

Indiana at Illinois

**Wednesday, January 24**

**Penn State at Iowa, 7:05 p.m., ESPN Regional**

Minnesota at Michigan State

Ohio State at Northwestern

Michigan at Wisconsin

**Saturday, January 27**

Michigan at Indiana

Penn State at Minnesota

Illinois at Purdue

Michigan State at Ohio State

**Sunday, January 28**

**Wisconsin at Iowa, 12:05 p.m., CBS**

**Tuesday, January 30**

Michigan State at Illinois

**Wednesday, January 31**

**Iowa at Michigan, 7:05 p.m. CT, ESPN Regional**

Wisconsin at Indiana

Minnesota at Northwestern

Ohio State at Purdue

**Saturday, February 3**

**Indiana at Iowa, 1:05 p.m., ESPN**

Ohio State at Michigan State

Minnesota at Illinois

Purdue at Penn State

Northwestern at Wisconsin

**HAWKEYE TIDBITS**

- Six Hawkeye opponents (Alabama, Villanova, Arizona State, Drake, Illinois, Ohio State) have shot better than 50% from the field. In 34 games a year ago, Iowa allowed just three opponents to shoot as well as 50% from the field. Those were road games at Michigan State, Purdue and Minnesota, with Iowa losing two of the three. Iowa is 4-14 over the past four seasons when its opponent shoots 50% or better from the field.
- Iowa has held seven opponents to less than 40% shooting from the field, including a season low 33.9% by The Citadel and Minnesota. Iowa has won six of the seven games, with the only loss a two-point decision to Northern Iowa.
- Under Steve Alford, Iowa is 41-6 when shooting at least 50% from the field, including 8-0 over the past two seasons.

- Iowa is 29-36 vs. ranked teams under Coach Steve Alford. That includes a 14-9 home record, an 11-12 record at neutral sites and 4-15 mark in road games. Iowa is 1-2 vs. ranked opponents in 2006-07, with both losses to teams ranked in the top 10.
- Iowa is 3-0 when scoring 80 points or more, 3-1 when scoring between 70-80 points, 4-6 when scoring between 60-70 points and 0-2 when scoring less than 60 points.
- Iowa is 6-1 when holding its opponent to less than 60 points, 4-2 when holding its opponent between 60-70 points and 0-6 when the opponent scores over 70 points.
- Iowa is 7-2 when with more assists than the opponent, 2-7 when the opponent has more assists and 1-0 when assists are even.
- Iowa is 9-4 when having fewer turnovers than its opponent and 1-5 when the opponent has fewer turnovers.
- Iowa is 6-4 when collecting more steals than its opponent, 2-5 when the opponent has more steals and 2-0 when steals are equal.
- Iowa has had four players score in double figures in one game (Toledo) and three players score in double figures in 12 games. Iowa is 1-0 when four reach double figures, 6-6 when three score in double figures and 2-4 with two players in double figures.
- Iowa is 10-3 when leading at halftime and 0-6 when trailing at intermission.
- Iowa is 6-4 when controlling the opening tip and 4-5 when not controlling the tip.
- Iowa is 1-5 in games decided by 10 points, including a 1-4 record in games decided by five points or less.

### **OVERCOMING DEFICITS**

The biggest deficit Iowa has overcome to get a victory this year is six points, that vs. Toledo.

The biggest deficit overcome by an Iowa opponent is 13 points, that by Northern Iowa.

### **SCORING BY HALVES**

Iowa has outscored its opponents 598-531 in the first half and 715-696 in the second half. Iowa has led at halftime in 13 games and the Hawkeyes have outscored their opponent in the second half in 12 games.

### **LATE RUN LIFTS OSU PAST IOWA**

Ohio State used a 21-2 scoring run during the final 11 minutes to pull away for an 82-63 win over Iowa in the only meeting between the two teams during the regular season.

The Buckeyes started fast, taking advantage of four Iowa turnovers in the first three minutes to jump out to a 9-0 advantage. The Hawkeyes regained their composure and scored eight straight points before eventually tying the game at 11 with 14 minutes left in the half. OSU scored the final five points in the last 90 seconds of the half to take a 37-26 advantage at the break. Eleven of Iowa's 13 turnovers came in the first half.

Iowa's Seth Gorney played well in the first half, collecting four points and four rebounds in 14 minutes. He was injured in the final seconds of the half and did not return to action.

Iowa used the strong second half scoring of freshman Tyler Smith to get back in the game. Smith scored all 21 of his points in the second half, taking over on offense with Iowa trailing 41-26. Iowa would cut the deficit to four points (54-50) on a three-point basket by Smith before OSU regained control. The Buckeyes scored 13 straight points over the next four minutes and were not threatened from there.

## ***Iowa In Big Ten Statistics***

Category	All Games		Big Ten	
	Stat	Rank	Stat	Rank
Free Throw %	.766	1st	.758	2nd
3-Pt. Field Goal %	.376	4th	.301	6th
3-Pt. FG Per Game	6.7	4th	4.4	8th
Steals	7.1	5th	4.6	T9th
Turnover Margin	+2.6	5th	+0.8	7th
Ast./TO Ratio	1.1	6th	1.0	6th
Assists	15.1	6th	11.2	8th
Scoring Offense	69.1	7th	63.8	7th
Blocked Shots	3.2	8th	2.2	8th
Scoring Defense	64.6	8th	67.2	10th
Scoring Margin	+4.5	8th	-3.4	6th
Rebounding Margin	-1.6	9th	-3.4	10th
Field Goal %	.440	10th	.429	7th
FG% Defense	.432	11th	.460	8th
3-PT FG Defense	.351	11th	.310	5th

### **INDIVIDUAL STATISTICS**

Category	Player	Stat	Rank
Free Throw %	Adam Haluska	.891	2nd
Scoring	Adam Haluska	20.1	1st
	Tyler Smith	15.4	7th
3-pt. FG %	Justin Johnson	.456	4th
3-pt. FG Per Game	Adam Haluska	3.0	1st
Blk. Shots	Kurt Looby	1.7	3rd
Assists	Tony Freeman	3.9	8th
	Tyler Smith	3.7	11th
Ast/TO Ratio	Tony Freeman	1.84	9th
	Tyler Smith	1.24	13th
Steals	Adam Haluska	1.4	8th
	Tyler Smith	1.3	10th

Iowa shot 55.2% from the field in the second half and 48.2% for the game, and the rebounding was even at 27-27. Smith's 21 points led Iowa and he added four rebounds and five assists. Adam Haluska added 15 points, Tony Freeman had five assists and Kurt Looby five rebounds.

Ohio State shot 58.5% from the field, including 68% in the second half. The Buckeyes also shot 82.4% (14-17) from the foul line, compared to 33.3% (2-6) for Iowa. Center Greg Oden led OSU with 29 points (12-13 FGs) and 10 rebounds. Oden scored 18 points in the final 20 minutes.

### **MSU SHOOTS PAST PENN STATE**

Michigan State started fast and never looked back in taking a 91-64 win at Penn State Saturday. The Spartans shot 67.9% (19-28) from the field in the opening half, racing to a 45-23 advantage at halftime. Incredibly, the Spartans improved their shooting to 68% in the second half and shot 67.9% (36-53) for the game. MSU shot 50% (6-12) from three-point range and made all of its free throw attempts (13-13).

After shooting just 34.6% in the first half, Penn State improved to 48.1% in the second half. The Nittany Lions were also out-rebounded (33-19) and shot just 58.3% (14-24) from the foul line.

Jamelle Cornley led Penn State with 21 points and six rebounds, while Geary Claxton added 11 points and five assists.

### COMPARING THE STATS

	Iowa (10-9, 2-3)	PSU (10-8, 1-4)
Scoring	69.1	69.6
Scoring Defense	64.6	66.3
FG%	.440	.459
FG% Defense	.432	.432
FT%	.766	.675
3-PT FG%	.376	.357
3-PT FG% Defense	.351	.337
Rebound Margin	-1.6	+5.3
Assists	15.1	16.4
TO Margin	+2.6	-1.0
Steals Margin	+1.3	-2.5

### HOME, AWAY COMPARISONS

In its 10 home games, Iowa has outscored its opponents by a 73-56.3 margin, shooting 44.8% from the field while holding its opponent to 37.9% shooting. Iowa's opponents hold a 36.4-34.7 rebounding advantage.

In nine games away from Carver-Hawkeye Arena (three neutral site games), Iowa has been outscored 73.8-64.8. The Hawkeyes are shooting 43.1% from the field while opponents are shooting 49.1%. The opponents hold a 32.8-31.2 rebounding margin.

### IOWA'S STATISTICAL COMPARISONS

	All Games	Big Ten	Home Games	Away Games	IA Wins	IA Losses
Record	10-9	2-3	9-1	1-8	10-0	0-9
Pts	69.1	63.8	73.0	64.8	75.3	62.2
Opp. Pts	64.6	67.2	56.3	73.8	57.1	72.9
FG%	.440	.429	.448	.431	.456	.422
FG Def.	.432	.460	.379	.491	.381	.493
3-PT%	.376	.301	.398	.353	.492	.359
3-pt. Def.	.351	.310	.303	.404	.317	.395
FT%	.766	.758	.784	.741	.783	.735
REB	33.1	30.4	34.7	31.2	36.4	29.3
AST	15.1	11.2	17.5	12.4	17.6	12.3
TO	13.5	11.4	11.4	15.8	12.2	14.9
STL	7.1	4.6	8.5	5.4	8.4	5.6
BLK	3.2	2.2	4.0	2.3	4.3	2.0

### HALUSKA NAMED CAPTAIN

Senior Adam Haluska is Iowa's 2006-07 team captain. Haluska is a native of Carroll, IA who has started every game for the Hawkeyes over the past three seasons. A year ago he earned third team all-Big Ten recognition.

He has scored 1,606 career points, including 1,322 with the Hawkeyes to rank 15th in career scoring. Haluska ranks fourth among players who played just three seasons at Iowa, trailing Andre Woolridge (1,525), Don Nelson (1,522) and Bruce King (1,361).

He was named the tournament MVP in Iowa's Hawkeye Challenge after scoring 31 points and collecting nine rebounds and nine assists in the title game. His 36 points in a win over Georgia State match the most ever scored by an Iowa player

## *Hawkeyes Add Three Recruits*

Iowa basketball has signed three recruits, all high school seniors, to join the program next season.

Those players include guard Dairese Gary from Concord HS in Elkhart, IN, forward Jake Kelly from Carmel HS in Carmel, IN and forward Jarryd Cole from Winnetonka HS in Kansas City, MO.

Gary (6-1, 205) has been in the starting line-up at Concord since his freshman season. As a junior, he averaged 22.3 points, four rebounds and two assists per game and was team captain. He has scored 896 career points heading into his final season after averaging 11 points a game as a sophomore.

Gary was a unanimous first team all-conference selection in the Northern Lakes Conference after earning honorable mention recognition as a sophomore. He was named to all-area and all-sectional teams and selected to the Indiana Junior All-Stars.

Gary helped a veteran Concord team post a 22-2 record his sophomore season, winning the sectional title. With a young team a year ago Concord posted an 11-10 record. In summer action, Gary has played with the Indiana Elite AAU team each of the past three summers.

Cole (6-7, 240), a native of Gladstone, MO, averaged 19 points and 14 rebounds per game as a junior at Winnetonka HS and is regarded as a relentless rebounder. He attended Iowa's Elite Camp this summer and had a solid summer with his Kansas City area AAU team.

Kelly (6-5, 175) is considered to be an outstanding shooter. He averaged 11.3 points, 4.9 rebounds and 2.3 assists as a prep junior. He made a solid impression at the Adidas Superstar Camp last spring and continued to shine throughout the summer.

Kelly helped his prep team post a 17-7 mark a year ago, shooting 51.2% from the field, 35% from three-point range and 81.8% from the free throw line. He was a first team all-conference selection and was named to the Indiana Junior All-Stars. He has earned pre-season all-state recognition heading into his senior season.

in Carver-Hawkeye Arena and he was named Big Ten Player of the Week after leading Iowa to wins over Georgia State and Texas Southern.

Through 19 games Haluska ranks among Big Ten leaders in four statistical categories, including scoring (1st), free throw percentage (2nd), three-point field goals per game (1st) and steals (8th).

### EARLY SEASON HONORS FOR HALUSKA

Senior guard Adam Haluska has earned recognition for his action on and off the floor. Following are Haluska's early season honors:

- Named the recipient of the 2006-07 Anson Mount Scholar/Athlete Award. The award is presented by Playboy Magazine and recognizes a student-athlete who excels in the classroom and on the court. The magazine will donate \$5,000 to the University of Iowa general scholarship fund.
- Named to pre-season all-Big Ten team, as selected by vote of media representatives attending Big Ten Conference Basketball Media Day.
- One of 50 players named to the pre-season Watch List for the John R. Wooden all-America team.

- One of 50 players named to the pre-season Watch List for the Naismith Award, which goes each year to the national Player of the Year.
- One of 30 candidates for the Lowe's Senior Class Award.
- Named Most Valuable Player in Iowa's Hawkeye Challenge, collecting 31 points, nine rebounds and nine assists in the title game. He had eight points, five rebounds, four rebounds and three steals in an opening round win over Texas-Pan American.
- Named Big Ten Player of the Week after averaging 28.5 points per game in two Iowa wins. He shot 57.1% from the field, 50% from three-point range and 90% from the free throw line in wins over Georgia State and Texas Southern.

Haluska earned academic all-America honors last season and is a two-time academic all-Big Ten honoree. He earned third team all-Big Ten honors as a junior after averaging 13.9 points and 4.7 rebounds per game. He ranks among Iowa's career leaders in three-point field goals and three point attempts:

#### Three-Point Field Goals

1. 262, Jeff Horner, 2003-06
2. 226, Chris Kingsbury, 1994-96
3. 214, Kent McCausland, 1996-99
4. 193, Brody Boyd, 2001-04
5. **179, Adam Haluska, 2005-pr.**
6. 161, Dean Oliver, 1998-01
7. 139, Luke Recker, 2001-02
8. 136, B.J. Armstrong, 1986-89
9. 131, Jeff Moe, 1985-88
10. 121, Jim Bartels, 1991-95

#### Three-Point Field Goal Attempts

1. 713, Jeff Horner, 2003-06
2. 645, Chris Kingsbury, 1994-96
3. 544, Brody Boyd, 2001-04
4. **486, Adam Haluska, 2005-pr.**
5. 472, Kent McCausland, 1996-99
6. 465, Dean Oliver, 1998-01
7. 374, James Moses, 1989-92
8. 332, Luke Recker, 2001-02
9. 324, Jim Bartels, 1991-95
10. 321, Jess Settles, 1994-99

#### REACHING DOUBLE FIGURES

Following are Iowa's number of double figure games in scoring and rebounding, both for the 2006-07 season and for their career:

	Points		Rebounds	
	'06-07	Career	'06-07	Career
Tony Freeman	6	7	0	0
Seth Gorney	5	6	0	0
Adam Haluska	16	85	1	1
Mike Henderson	11	14	0	0
Justin Johnson	4	4	0	0
Kurt Looby	2	2	2	2
Tyler Smith	17	17	0	0
Cyrus Tate	2	2	0	0

## *Iowa Results on Jan. 24*

### 13 Wins, 8 Losses

1902	West College	W	24-7
1903	* Wilton	W	68-7
1913	* Grinnell	L	12-26
1917	Northwestern	L	15-24
1919	Indiana	W	21-12
1925	Illinois	L	15-23
1930	Drake	W	25-18
1953	Purdue	L	58-69
1955	Ohio State	W	79-66
1959	* Northwestern	L	96-99
1965	* Ohio State	W	98-89
1970	* Tennessee Tech	W	96-68
1976	* Ohio State	W	78-67
1980	* Northwestern	W	86-64
1981	* Minnesota	L	48-60
1985	* Northwestern	W	66-47
1987	* Ohio State	L	76-80
1998	Missouri#	L	79-80
2001	Minnesota	W	87-74
2004	* Ohio State	W	79-65
2006	* Indiana	W	73-60

\* - - at Iowa City # - - overtime

#### IOWA RECORD BY CONFERENCE

Iowa, in non-conference action, played one team each from the Atlantic Coast, Big East, Big 12, Ivy League, Mid-American, Mid-Eastern, Pac-10, Southern, Southeastern and Southwestern Athletic conferences, two teams from the Missouri Valley and one independent. Following is a breakdown of Iowa's record by conference:

Atlantic Coast	0-1	Mid-Eastern	1-0
Big East	0-1	Missouri Valley	0-2
Big Ten	2-3	Pacific 10	0-1
Big 12	1-0	Southern	1-0
Colonial Athletic	1-0	Southeastern	0-1
Ivy League	1-0	Southwestern Athletic	1-0
Mid-American	1-0	Independent	1-0

#### CRUNCH TIME FREE THROWS

Iowa is 13-19 from the free throw line in the final four minutes of its six games that have been decided by 10 points or less. Iowa's opponents in those games have made 32-48 free throw attempts in the final four minutes. Iowa is 1-5 in games decided by 10 points or less. Following are Iowa's individual attempts:

Kurt Looby	2-2	1.000
Mike Henderson	6-8	.750
Tyler Smith	3-4	.750
Adam Haluska	2-3	.667
Cyrus Tate	0-2	.000
<b>Iowa</b>	<b>13-19</b>	<b>.684</b>
<b>Opponents</b>	<b>32-48</b>	<b>.667</b>



### IOWA VS. RANKED TEAMS

These are Iowa's most recent wins vs. nationally ranked opponents:

**At Home:** 62-60 over 24th-ranked Mich. State, 1/4/06  
**On the Road:** 70-67 over 21st-ranked Indiana, 2/11/06  
**Neutral Court:** 67-60 over 7th-ranked Ohio State, 3/12/06  
In semi-finals of Big Ten Tournament

### IOWA VS. RANKED FOES

Steve Alford has posted a 29-36 record against ranked opponents as Iowa's head coach, including a 1-2 record this season and a 10-4 mark in 2005-06. Iowa, this season, lost to 10th-ranked Alabama (72-60) on a neutral court, defeated 24th-ranked Michigan State (62-60) in Iowa City and lost to seventh-ranked Ohio State (82-63) in Columbus. Iowa has won eight straight home games against ranked opponents.

Alford's Hawkeye teams are 9-16 when playing teams ranked in the top 10, including wins over top-ranked Connecticut (70-68 in 1999-00), second-ranked Missouri (83-65 in 2001-02), fifth-ranked Ohio State (67-64 in 1999-00), sixth-ranked Illinois (63-48 in 2006), seventh-ranked Ohio State (67-60 in 2005-06), seventh-ranked Kentucky (67-63 in 2005-06), seventh-ranked Illinois (78-62 in 2000-01), eighth-ranked Illinois (68-61 in 2002-03) and 10th-ranked Michigan State (71-69 in 2005).

The 16 losses to top 10 teams have been three times to No. 1 (Duke, 2001-02 and Illinois twice in 2004-05), once to second-ranked (Texas, 2005-06), once to third-ranked (Illinois, 2000-01), twice to fourth-ranked (Michigan State, 1999-00 and 2000-01), twice to fifth-ranked (Tennessee, 2000-01 and Missouri, 2001-02), once to seventh-ranked (Ohio State, 2006-07), once to eighth-ranked (Illinois, 2005-06), once to ninth-ranked (Kentucky, 2000-01) and four times to 10th-ranked (Michigan State, 2000, Illinois, 2002, Michigan State, 2005 and Alabama, 2006-07).

In the 65 games against ranked teams, Alford and his Iowa team are 14-9 in home games, 11-12 at neutral sites and 4-15 when playing ranked teams in their home arena.

### HALUSKA OVER 1,000 POINTS

Senior guard Adam Haluska ranks as Iowa's most honored player, both on the court and off. Along with earning third team all-Big Ten honors a year ago, Haluska is a two-time academic all-Big Ten honoree and a year ago he was recognized as an academic all-American.

Haluska has scored 20 or more points in 11 games this season, including three of five Big Ten games and seven of the last eight. He scored a career-high 36 points vs. Georgia State and 31 vs. Coppin State. He added 21 points in a win over Texas Southern to earn Big Ten Player of the Week recognition.

He added 29 points against Cornell with the best shooting performance of his career. He connected on 10-13 field goal attempts, including 6-9 three-pointers. He made all seven of his field goal attempts in the second half and ended the game hitting nine straight overall, including his last five three-pointers. He also collected four steals and three rebounds.

## *Hy-Vee Cy-Hawk Series*

Iowa currently leads the third annual Hy-Vee Cy-Hawk Series 11-4. Iowa has been victorious in women's soccer (1-0, OT), football (27-17), wrestling (24-6), men's basketball (77-59) and women's swimming and diving (181.5-117.5), while Iowa State won volleyball (3-2) and women's basketball (80-74) events.

The University of Iowa captured the inaugural Cy-Hawk Series in 2005 registering a 13-8 margin of victory. Iowa State evened the competition with its 13-8 triumph in 2006.

The nine-sport series awards two points (except football, which is worth three) to the winning school in each head-to-head match-up. Additionally, two points are awarded to an institution if the graduation rate of its student-athletes is greater than the national average as reported each fall by the NCAA. Iowa has earned the academic points in both 2005 and 2006. Iowa garnered a 69% graduation rate in 2005, which was seven points higher than the national average of 62 percent.

For the first time in three years, volleyball was added to the competitive slate between the two schools. A new total of 21 points is up for grabs in 2006-07.

A commemorative Hy-Vee Cy-Hawk Series Cup is displayed on the winning team's campus for an entire year after a victory. Replica cups are also presented as "traveling trophies" for individual victorious teams in the head-to-head competition.

Here is the Hy-Vee Cy-Hawk Series schedule for 2006-07:

Date	Event	Site/Result
8/26	Volleyball (2 points)	L, 3-2
9/12	Soccer (2 points)	W, 1-0 (OT)
9/16	Football (3 points)	W, 27-17
11/30	Women's Basketball (2 points)	L, 80-74
12/3	Wrestling (2 points)	W, 24-6
12/8	Men's Basketball (2 points)	W, 77-59
12/8	Women's Swim. & Diving (2 pts.)	W, 181.5-117.5
3/4	Women's Gymnastics (2 points)	Iowa City
3/23	Women's Gymnastics (2 points)	Ames
4/3	Softball (2 points)	Iowa City

#### **Academic Opportunities**

Two points for an institution if the student-athlete graduation rate for all student-athletes is greater than the national average for all student-athletes, according to the annual graduation rate report issued each September/October by the NCAA.

Haluska made his first attempt vs. Michigan State, extending his consecutive streak to 10 straight field goals (six three-pointers) before missing. Haluska had a solid all around game against the Spartans, collecting 14 points, five rebounds, four assists and three steals, with no turnovers in 37 minutes. He added 25 points against Illinois, including a career-best 12 free throws. Haluska had connected on 12 straight free throw attempts vs. Illinois (18 straight over two games) before missing his final attempt. He made 21 straight attempts earlier this season and is shooting 89.1% (90-101) to rank 14th in the nation in free throw percentage. He contributed 22 points (8-10 FTs) and four rebounds in a win over Minnesota, 21 points and four rebounds at Indiana and 15 points and four rebounds vs. Ohio State.

Haluska has raised his career scoring total to 1,606, including 1,322 in three seasons at Iowa. He ranks 15th in career scoring and is fourth in career scoring among players who played just three seasons at Iowa. His 185 three-point field goals attempts last season rank sixth best at Iowa. He ranks fourth in career three-point attempts (486) and fifth in career three-point field goals (179).

Haluska began the season with 29 points in the win over The Citadel, matching his career high. He also added five rebounds and six assists. Haluska scored 24 points in close road losses at Arizona State and Virginia Tech and had 21 points and seven rebounds at Drake.

Haluska has started all 117 games he has played in his career. His consecutive starts streak ranks as the longest in the nation among all Division I players, according to STATS -- Chicago.

Haluska currently leads the Big Ten in scoring (20.1) and three-point field goals per game (3.0). He is second in free throw percentage (.891) and eighth in steals (1.3).

### **HENDERSON NUMBERS IMPROVED**

Guard Mike Henderson played a key role in Iowa's 2006 success, improving his numbers in several categories from his sophomore season while earning the team "Most Improved Award".

Henderson missed the first seven games of this season with a hand injury before returning to see limited action in Iowa's last 12 games. He scored eight points in 15 minutes in the win over Iowa State and played 26 minutes at Drake. Henderson returned to the starting line-up in a win over Georgia State and Iowa has won five of eight games with Henderson in the starting line-up. He scored eight points while collecting a career-best nine assists in a season-best 30 minutes of action vs. Georgia State. He added nine points, nine assists and three steals in a win over Texas Southern and six points, four assists and two steals in a win over Cornell.

Henderson played a solid defensive game in Iowa's win over Michigan State and came up big at the end, connecting on 5-6 free throws in the final 40 seconds to secure Iowa's victory. He hit 3-4 field goals in scoring seven points in a home win over Minnesota and added five points and four rebounds at Indiana. Henderson hit all four of his field goal attempts in scoring eight points and grabbing four rebounds at Ohio State.

### **SMITH STEPS FORWARD IN PARADISE**

Freshman Tyler Smith, who had just two points in his first college game, led Iowa with 28 points in a win over Toledo in the first round of the Paradise Jam. He had another solid outing in a semi-final loss to Alabama, collecting 19 points, six rebounds, four assists and two steals in 37 minutes. Against Villanova, he added 12 points and three rebounds and he added 12 points, five assists, four rebounds and two steals at Arizona State. Smith had 12 points, five rebounds, four steals and three assists vs. Texas-Pan American and 16 points and seven rebounds vs. Coppin State.

Smith led Iowa with 20 points (9-15 FGs) and added six rebounds vs. Northern Iowa and he added 16 points and a career-best six assists in the win over Iowa State. He added 16 points and five rebounds in a loss at Drake and 15 points, five rebounds, five assists and two steals in a win over Georgia State. He scored 25 points (4-5 treys, 5-5 FTs) and had five assists in a win over Texas Southern and added 18 points, six rebounds and four assists in a win over Cornell.

In his first Big Ten Conference game, Smith contributed 10 points, four rebounds and four assists in the win over Michigan State. He added 12 points, seven rebounds and four assists in the loss at Illinois. Smith had 15 points (7-7 FTs), three rebounds and three assists in a win over Minnesota. At Indiana he contributed 17 points, six rebounds, six assists and two steals. Smith started slow vs. Ohio State, scoring all 21 of his points in the second half. He also had four rebounds and five assists against the Buckeyes.

Smith was named to the Paradise Jam all-tournament team and the Hawkeye Challenge all-tournament team. He is averaging 15.4 points, 4.7 rebounds, 3.7 assists and 1.3 steals per game. Smith had led Iowa in scoring in five games, in rebounding six times, in assists nine times and steals in 11 games.

### **FREEMAN SOLID IN GUARD COURT**

Guard Tony Freeman had a solid first season with the Hawkeyes a year ago and had a career high 11 assists and six rebounds in the opening game this season. He added eight rebounds in a win over Toledo and added 16 points, four rebounds and three assists against Alabama. He led Iowa with five assists vs. Villanova and added 11 points (4-5 FGs, 2-2 FTs) against Virginia Tech. Freeman collected 10 points and five assists in the win over Texas-Pan American and six points and five assists vs. Coppin State. He scored 11 points and added four rebounds and four assists vs. Northern Iowa. Freeman led Iowa with three steals in the win over Iowa State and he added 11 points and five assists. He scored 12 points (3-4 treys) in a win over Georgia State and added six points and seven assists in a win over Cornell. He had a solid floor game against Michigan State, contributing five assists and three steals, with just a single turnover. Freeman added a career-high nine rebounds and seven points in a home win over Minnesota. Freeman returned to the starting line-up at Ohio State and responded with six points and five assists. He is averaging 6.9 points and 3.9 assists per game.

### **JOHNSON LEADS FROM LONG RANGE**

Junior guard Justin Johnson is making his mark in his first season with the Hawkeye program, as he currently ranks fourth in the Big Ten in three-point field goal percentage. Johnson has started seven games, averaging 6.1 points and 2.9 rebounds per game while shooting 45.6% (31-68) from three-point range. He made 4-5 three-point shots in a loss at Drake, including three straight in a one-minute span in the second half. Johnson added eight points, six rebounds and four assists in the win over Georgia State and nine points and two steals vs. Texas Southern. Johnson, who did not attempt a free throw in Iowa's first 11 games, has made 12-14 (85.7%) of his attempts this season. He added six rebounds and three

blocked shots in Iowa's win over Cornell and scored 11 points (3-3 three-pointers) at Illinois. Johnson had a career-best eight rebounds in a home win over Minnesota.

Johnson contributed nine points and six rebounds at Virginia Tech and he led the team with 14 points and five rebounds in a win over Texas-Pan American. Johnson added 13 points, five rebounds and four assists in Iowa's win over Coppin State and was named to the Hawkeye Challenge all-tournament team.

### **A STITCH IN TIME**

Junior Justin Johnson has taken over the team lead in stitches. Johnson was cut above the right eye in the late stages of the game at Drake and had to get three stitches.

Freshman Tyler Smith had two stitches after suffering a cut during Iowa's win over Coppin State in the Hawkeye Challenge. Junior center Seth Gorney was injured in the loss at Ohio State, requiring two stitches to the bridge of his nose.

### **LOOBY HITS THE BOARDS**

After sitting out last season as a redshirt, junior Kurt Looby began to prove that his hard work from a year ago will pay dividends. Looby led Iowa with 14 rebounds in the win over The Citadel and added three blocked shots as well. After playing just two minutes in the first half against Toledo, he ended the game with 13 points and nine rebounds, all in the second half. Looby added 13 points, seven rebounds and three blocked shots vs. Villanova and he added six points, four rebounds and three blocked shots vs. Virginia Tech. Looby had 12 rebounds to go with six points, four blocked shots and two steals in the win over Georgia State and he led the team with six rebounds and two blocks in a win over Texas Southern. He led the team with six rebounds in a win over Iowa State and added five points and two steals.

Looby leads Iowa in rebounding (4.8) and blocked shots (1.8) and is scoring 4.1 points per game. He had a career-best five blocked shots and five rebounds in a win over Cornell and had seven points and three rebounds vs. Michigan State.

He is a native of St. John's Antigua. His mother, Olivet, was able to visit the Virgin Islands to attend the Paradise Jam, seeing her son play college basketball for the first time.

### **GORNEY ADDS TO THE MIDDLE**

Junior center Seth Gorney started for the first time in his career against The Citadel and responded with 10 points, two rebounds and three steals. Gorney hit 4-7 field goals and 2-2 free throws in 25 minutes. Gorney added 10 points (4-6 FGs) and five rebounds vs. Toledo and he had 10 points and three assists in the loss to Alabama. He added eight points and four rebounds in a win over Texas-Pan American and added eight points and a team-high nine rebounds vs. Northern Iowa. Gorney added six points and four rebounds in the win over Iowa State, he had five rebounds vs. Drake and eight points and five rebounds in a win over Georgia State.

Gorney made his first four field goal attempts in the win over Texas Southern, improving his streak to eight straight made attempts over three games before missing a shot in the second half. He ended the contest with 10 points, three rebounds and two steals. He contributed six points at Illinois and had six points and four rebounds in a win over Minnesota. Gorney

contributed a timely field goal and two key free throws in the final minutes of the win over the Gophers. At Indiana, Gorney scored a career-high 12 points (5-7 FGs) and grabbed five rebounds. He had four points and four rebounds in 14 minutes at Ohio State before leaving the game with an injury.

He is averaging 6.2 points and 3.9 rebounds per game while shooting 55.9% from the field and 81.3% from the free throw line.

### **TATE ON TARGET IN FIRST SEASON**

Sophomore forward Cyrus Tate connected on 6-7 field goal attempts to score 13 points vs. The Citadel in his first action as a Hawkeye. It was more of the same in Iowa's win over Toledo as Tate hit 3-5 field goals and 3-4 free throws, collecting nine points, seven rebounds and two steals in 18 minutes. Tate collected four points, seven rebounds and two assists at Virginia Tech and he had six points and season-best nine rebounds vs. Coppin State.

Tate came up big in the first Big Ten game of his career in Iowa's win over Michigan State. He scored a season-best 14 points (6-7 field goals) and matched his season-high with nine rebounds.

Tate is averaging 4.5 points and 3.9 rebounds per game, shooting 46.9% from the field and 74.3% from the free throw line. Tate attended junior college one season before joining the Iowa program.

### **LEADING THE TEAM**

Following is the number of times a player led Iowa in scoring, rebounding, assists and steals. If two or more players tied for the team lead, all have been credited for that game:

Player	Scoring	Rebounding	Assists	Steals
J.R. Angle		1		1
Tony Freeman		1	7	4
Seth Gorney		1		2
Adam Haluska	13	1	2	8
Mike Henderson			2	3
Justin Johnson	1	2		2
Kurt Looby		7		2
Tyler Smith	5	6	9	11
Cyrus Tate		4		

### **IOWA FROM THE FREE THROW LINE**

Iowa has made at least 80% of its free throws in five games and at least 70% of its free throws in 12 games, with a season-best 89.2% (33-37) vs. Texas Southern. Iowa has posted a 9-8 record when shooting at least 70% from the free throw line. Following is Iowa's won-loss breakdown based on free throw percentage:

Iowa FT%	W-L	Iowa FT%	W-L
Under 50%	0-1	70-79%	6-6
50-59%	0-0	80-89%	3-2
60-69%	1-0	90-100%	0-0

### OFF THE BENCH

The Iowa reserves scored nine points had seven rebounds against Ohio State, compared to 24 points and nine rebounds for the Buckeye reserves.

Iowa is 5-4 when the reserves outscore the opponent's reserves, 5-5 when the opponent reserves score more points and 0-0 when the reserve scoring is even.

Iowa is 7-5 when the Hawkeye reserves have more rebounds than the opponent reserves, 3-4 when the opponent reserves have more rebounds and 0-0 when the reserve rebounding is even. Following is a game-by-game comparison with opponents:

Opponent	Iowa		Opponent	
	Pts.	Rebs.	Pts.	Rebs.
The Citadel	19	8	35	9
Toledo (n)	40	15	12	8
Alabama (n)	11	10	2	6
Villanova (n)	8	5	35	14
at Arizona State	17	9	10	4
at Virginia Tech	15	8	20	7
TX-Pan American	18	10	12	8
Coppin State	17	8	10	5
Northern Iowa	21	13	4	7
Iowa State	21	10	28	12
at Drake	16	1	20	11
Georgia State	32	25	26	16
TX Southern	18	13	25	11
Cornell	8	13	10	8
Mich. State	14	5	16	7
at Illinois	21	6	9	11
Minnesota	7	21	2	8
at Indiana	5	9	8	5
at Ohio State	9	7	24	9
<b>Totals</b>	<b>317</b>	<b>196</b>	<b>308</b>	<b>166</b>
<b>Average</b>	<b>16.7</b>	<b>10.3</b>	<b>16.2</b>	<b>8.7</b>

### STARTING LINE-UPS

Iowa has used seven starting line-ups. A year ago, Iowa used just two different starting line-ups, and that was for just four games when Jeff Horner was out of action with an injury. Following is Iowa's record by line-up, with the most recent starting unit in bold:

<b>Smith, Gorney, Freeman, Haluska, Henderson</b> (OSU)	<b>0-1</b>
Smith, Tate, Gorney, Haluska, Henderson (GSU, TSU, COR, MSU, ILL, MINN)	5-1
Looby, Gorney, Haluska, Freeman, Johnson (Citadel, Toledo)	2-0
Angle, Gorney, Haluska, Freeman, Smith (ISU, Drake)	1-1
Looby, Tate, Smith, Haluska, Johnson (VA Tech, UTPA, CSU, UNI)	2-2
Smith, Johnson, Gorney, Haluska, Henderson (IND)	0-1
Looby, Gorney, Smith, Haluska, Freeman (Ala, Vill, ASU)	0-3

### IOWA SEEKS SEVENTH STRAIGHT

Iowa, in 2007, is seeking its seventh consecutive winning season. The current streak of six straight ranks as the second longest in the history of Iowa basketball. Iowa's record for consecutive winning seasons is seven, from 1950 through 1956. Pops Harrison, Bucky O'Connor and Rollie Williams all coached the Hawkeyes during those years. Only a 10-10 record in 1949 kept Iowa from 13 consecutive winning seasons (1944-56).

Harrison coached Iowa to five straight winning seasons from 1944-48, Lute Olson coached Iowa to winning seasons from 1979-83, George Raveling and Tom Davis combined to coach Iowa to winning seasons from 1985-89 and Davis coached Iowa to winning seasons from 1995-99. Iowa had five consecutive winning seasons on three occasions, 1979-83, 1985-89 and 1995-99.

Iowa is one of four Big Ten teams to post a winning record in each of the last six seasons, joining Illinois, Michigan State and Wisconsin. Iowa, in 2006, advanced to post-season play for the sixth straight season and returned to the NCAA Tournament for the second straight season.

### THE HAWKEYE ROSTER

The Iowa roster includes 14 players. One of those players, David Palmer, will redshirt as a transfer from another Division I program. The squad includes two seniors, three juniors, six sophomores and three freshmen. Nine of the players are in their first year with the Iowa program.

Along with the four Iowans on the roster, there are two players from Illinois, Indiana and Tennessee and one from California, Ohio and Texas and St. John's, Antigua.

### THE RETURNING CAST

Iowa returns two starters and five lettermen from 2006. The returning starters include seniors Adam Haluska and Mike Henderson, who each started all 34 games last season. Haluska was a third team all-Big Ten selection and an academic all-American.

With just five players returning from a year ago, Iowa returns 38.8% of its scoring, 27.9% of its rebounding, 40.8% of its assists and 41.8% of its steals. Iowa's returning players shot 42.9% from the field, 34.9% from three-point range and 77.4% from the free throw line.

### IOWA PROGRAM REACHES 1,400 WINS

The Iowa basketball program reached 1,400 wins (now at 1,431) with a 79-46 victory over Texas-San Antonio on Nov. 26, 2005. Iowa is one of 37 NCAA Division I programs with as many as 1,400 wins. Iowa's basketball history includes 72 winning seasons and 24 years in which the Hawkeyes have won 20 or more games. Iowa (with 22) is one of 31 programs to earn more than 20 invitations into the NCAA Tournament.

### **ANOTHER STRONG SCHEDULE**

Playing five of its first six games on the road, Iowa again faces a demanding schedule in 2006-07. After opening the season at home, Iowa participated in the Paradise Jam, defeating Toledo before falling to Alabama and Villanova.

Iowa also played at Arizona State and Virginia Tech in November. The in-state series included home dates with Northern Iowa and Iowa State and a visit to Drake.

Alabama was ranked 10th at the time of its win over Iowa, while Villanova and Virginia Tech were listed among teams receiving votes in the early season rankings.

Iowa will play 17 regular season games against teams that advanced to post-season play a year ago. That includes two games vs. Illinois (NCAA), Indiana (NCAA), Michigan State (NCAA) Wisconsin (NCAA), Penn State (NIT) and Minnesota (NIT) and single games vs. Northern Iowa (NCAA), Ohio State (NCAA) and Michigan (NIT) Alabama (NCAA) and Villanova (NCAA).

### **IOWA ON THE TUBE**

Nearly every Iowa game throughout the 2006-07 season will be televised, with the only exception being the first round of the Paradise Jam in November. Fox Sports televised the semi-finals and third place game of the eight-team tournament.

The majority of Iowa's non-conference games will be televised on ESPN Regional. Games at Drake and Virginia Tech were on ESPNU and the contest at Arizona State was on Fox Sports.

During the Big Ten season, Iowa games vs. Michigan State, Indiana (twice), at Wisconsin and at Penn State will be televised on ESPN. Iowa's home game with Wisconsin can be seen on CBS and the home finale against Illinois could appear on either CBS or ESPN. All other conference games will be on ESPN Regional, while several conference games will be televised throughout the Big Ten Conference viewing area as part of the Big Ten regional network agreement with ESPN.

### **IOWA SCHEDULE NOTES**

- Iowa has reached the title game in 12 of 14 in-season tournaments under Coach Steve Alford. The Hawkeyes have won their own Hawkeye Challenge in each of the eight years. Iowa was second in the Guardians Classic in both 2002 and 2006, second in the Maui Invitational in 2005 and second in the IKON Coaches vs. Cancer Classic in 2000. In the only events Iowa did not advance to the title game, the Hawkeyes placed third in the Rainbow Classic in 2001 and lost in the semi-finals of the 2006 Paradise Jam. Under Alford, Iowa is 28-7 while playing in tournament events during the season, plus 13-5 in the Big Ten Tournament and a combined 3-6 in the NIT and NCAA tournaments.
- Iowa is slated to play two schools which are headed by former University of Iowa presidents. Mary Sue Coleman is the President at the University of Michigan and David Skorton at Cornell University.
- Herb Sendek, the first year coach at Arizona State, was the head coach at North Carolina State a year ago when the Hawkeyes defeated the Wolfpack 45-42 in Iowa City as part of the ACC/Big Ten Challenge.

- Iowa Coach Steve Alford and LaSalle Coach John Giannini met when both were coaching in the NCAA Division III ranks. Alford's Manchester College team defeated Giannini and Rowan University 79-66 in the national semi-final game of the NCAA Tournament. Manchester lost to Wisconsin-Platteville in the title game that season before Alford left to become the head coach at Southwest Missouri State. Giannini led Rowan to the Division III national title the following season.

- Seth Greenberg, now the head coach at Virginia Tech, was the head coach at Long Beach State when Iowa defeated the Forty-Niners 101-79 in the finals of the 1993 Hawkeye Challenge.

### **IOWA HAS STRONG FINISH**

Following is a list of Iowa's accomplishments in 2006:

- Posted 25 wins, which ranks as the second highest total in school history. The Hawkeyes won 30 games in 1987 and 24 games in 1988. The 22 regular season wins tie as the second most in school history. The Hawkeyes won 27 regular season games in 1987 and 22 in both 1988 and 1989.
- Posted 10 wins in 14 games against top 25 teams. Iowa was 3-2 against top 10 teams.
- Prior to tournament play, Iowa was the only Division I team in the nation to record 10 wins against teams that were ranked in the top 25 at the time of the game.
- Posted 11 Big Ten wins, the most for an Iowa team since the 1996-97 team won 12 conference games. The 11 Big Ten wins are the most for Iowa since the Big Ten went to a 16-game league schedule in 1998.
- Won the Big Ten Conference Tournament with three straight wins. Iowa also won the event in 2001 and was second in 2002. Iowa is one of three teams with two tournament titles and Coach Steve Alford is the only Big Ten coach to take three teams to the championship game.
- Earned a tie for second place in the regular season standings. Iowa had not placed as high as second in the regular season since earning a tie for second with a 12-6 record in 1997.
- Earned a third seed in the NCAA Tournament. The three seed is the highest since the Hawkeyes were seeded second in the 1987 event. Iowa was also a three seed in 1981.
- Earned the No. two seed in the Big Ten Tournament. Iowa's previous best seed in the event was fourth in 2004.
- Advanced to the title game of the Big Ten Conference Tournament for the third time since 2001.
- Defeated seven top 25 opponents in Carver-Hawkeye Arena. Iowa set school records for home wins and total wins over ranked opponents last season.
- Completed its first-ever undefeated home season in Carver-Hawkeye Arena, which opened in 1983, and its first undefeated home season since 1966.
- Completed the seventh season in Iowa history with an undefeated home record. Iowa was also undefeated at home in 1902 (3-0), 1926 (9-0), 1945 (11-0), 1948 (12-0), 1950 (6-0) and 1966 (12-0).
- Established a school record 17 home wins in one season. The previous record of 16 was established in 1985.
- Improved its overall home winning streak to 18 games, a streak that ranks longest in the Big Ten and fourth best in the nation.

### NO THREE-POINTERS

Since the three-point shot became part of the college game, Iowa has played 14 games in which it has failed to make a three-point attempt. Iowa had made at least one three-point basket in 53 straight games before missing all five attempts in a 71-61 home win over Purdue in 2004. The five three-point attempts are the fewest attempted by a Steve Alford team at Iowa. Iowa's current streak includes at least one three-point basket in 106 straight games.

Following is a list of games in which Iowa did not make a three-point basket (11-3 record). During the 1982-83 season, when the three-point shot was first added, the number of three-point attempts in some games is unavailable.

Date	Opponent	3-pt.	Result
1/7/04	Purdue	0-5	W, 71-61
2/13/02	Penn State	0-9	L, 65-71
12/8/92	Northern Iowa	0-5	W, 64-44
12/6/91	Army	0-8	W, 74-39
12/12/88	Jackson State	0-3	W, 86-71
12/19/87	Iowa State	0-7	L, 100-102
2/10/83	Purdue	0-1	W, 55-46
12/29/82	Seton Hall	0	W, 85-63
12/28/82	James Madison	0	W, 55-47
12/18/82	UCLA	0	L, 66-75
12/11/82	Southern Cal	0	W, 66-55
12/8/82	Marquette	0	W, 87-66
12/3/82	Navy	0	W, 76-65
11/27/82	Brigham Young	0	W, 91-80

### IOWA AT NEUTRAL SITES

Iowa is 1-2 in neutral site games this season, with all three games in the Paradise Jam. Iowa's three games in the Paradise Jam are the only neutral site games for the Hawkeyes prior to the 2007 Big Ten Tournament at the United Center in Chicago.

Iowa played six neutral site games in 2005-06, posting a 4-2 record. The Hawkeyes split neutral site games in the Guardians Classic, defeating ninth-ranked Kentucky in the semi-finals before falling to second-ranked Texas in the title game.

Iowa won three straight neutral site games at Conseco Fieldhouse in Indianapolis to claim the 2006 Big Ten Tournament title before falling in the first round of the NCAA Tournament at The Palace of Auburn Hills in Auburn Hills, MI.

### IOWA IN TOURNAMENT PLAY

Iowa has fared well while taking part in regular-season tournaments over the past 24 years. In that time Iowa has won the Great Alaska Shootout (1986-87), the Cal-Irvine Anteater Classic (1986-87), the Maui Classic (1987-88), the San Juan Thanksgiving Shootout (1992-93), the San Juan Christmas Shootout (1997-98), the Big Ten Conference Tournament in 2001 and 2006 and its own invitational 24 times.

In addition, Iowa was runner-up in the 1985-86 Far West Classic, the 1987-88 All-College Tournament, the 1988-89 Chaminade Classic, the 1991-92 Tampa Tribune Holiday Invitational, the 1994-95 Rainbow Classic, the 1995-96 Great Alaska Shootout, the 1999-00 Coaches vs. Cancer Classic, the 2001-02 Guardians Classic, the 2005-06 Guardians Classic, the 2002 Big Ten Conference Tournament and the 2004 Maui Invitational.

### IOWA IN THE NCAA TOURNAMENT

Iowa made its 22nd appearance in the NCAA Tournament in 2006, falling to Northwestern State in the opening round at The Palace of Auburn Hills. Iowa earned the Big Ten Conference's automatic bid by virtue of claiming the league's tournament title.

The Hawkeyes hold an overall record of 27-24 in the tournament, advancing to the Final Four in 1955 (fourth), 1956 (second) and 1980 (fourth). Iowa reached the regional championship in 1987 and lost in the regional semi-final in 1988 and 1999.

### COACH ALFORD WITH THE MEDIA

Following is a list of dates for basketball news conferences and tele-conferences with Steve Alford.

The news conferences will be held at 2:30 p.m. in the Press Room at Carver-Hawkeye Arena. Selected players will be available for interviews following the sessions with Coach Alford. Following are the news conference dates:

**February** Mon, 5th Mon, 12th Mon, 19th Mon, 26th  
**March** Mon, 5th

### IN-SEASON TELE-CONFERENCES

Following is a list of tele-conference dates with Coach Steve Alford. Each call will begin at 10:30 a.m. CT. Members of the media need to contact the UI Sports Information office for the dial in number and other details. Here are the tele-conference dates:

**January** Fri, 26th Mon, 29th  
**February** Fri, 2nd Fri, 9th Fri, 16th  
**March** Fri, 2nd

Coach Alford will also be available on the Big Ten tele-conference calls, which take place each Monday during the Big Ten season. More details on the Big Ten time schedule will be available at a later date.

### BIG TEN TELE-CONFERENCES

The Big Ten Conference office has scheduled tele-conferences with men's basketball coaches each week during the Big Ten portion of the 2006-07 season.

The tele-conferences are held each Monday from 9-11 a.m. CT and are scheduled through March 5. The calls will be available for play-back for 24 hours.

Contact the Big Ten office or the Iowa Sports Information office for the tele-conference and play-back phone numbers. Following is the coaches order of appearance:

9:00	Kelvin Sampson, Indiana	10:00	Tom Izzo, Michigan State
<b>9:10</b>	<b>Steve Alford, Iowa</b>	10:10	Bo Ryan, Wisconsin
9:20	Jim Molinari, Minnesota	10:20	Tommy Amaker, Michigan
9:30	Bill Carmody, Northwestern	10:30	Thad Matta, Ohio State
9:40	Ed DeChellis, Penn State	10:40	Bruce Weber, Illinois
9:50	Matt Painter, Purdue	10:50	Player of the Week

### **BASKETBALL TICKETS AVAILABLE**

Single game tickets remain for Iowa's six remaining home games, although there is a very limited supply remaining for weekend home games vs. Wisconsin, Indiana and Illinois. Tickets are available for \$20 and \$25, depending on the game. UI students can purchase single game tickets for \$15 on the day of the game, when available. The following options are also available:

- "Youth Basketball Nights" have been set for games vs. Penn State, Northwestern and Purdue. Tickets for students high school age or younger are \$10 for these games.
- Discounted tickets to select home games, earmarked for purchase by groups of 20 or more, are also available for purchase. For information about group ticket packages, fans should call the UI Sports Marketing Office at (319) 335-9431.

Fans interested in obtaining men's basketball tickets can do so at the UI Athletic Ticket Office, located in Carver-Hawkeye Arena, by calling the ticket office at 1-800-IA-HAWKS or by visiting the UI website at hawkeyesports.com.

### **SHOOT AT CARVER FOLLOWING HOME GAMES**

Young fans of the University of Iowa men's basketball team who have longed for the opportunity to drop a free throw or make a lay-up on the playing floor of Carver-Hawkeye Arena will have that opportunity following upcoming home games.

The UI Department of Intercollegiate Athletics will provide the opportunity for interested fans to experience the thrill of making a basket inside the UI's award-winning facility after home games Jan. 28 against Wisconsin and Feb. 3 against Indiana.

As soon as possible after the conclusion of each game, 20 minutes will count down on the game clock, providing fans the opportunity to line up to shoot a free throw or attempt a lay-up at the basket nearest the Hawks Nest.

"I think this is a simple and fun way to provide an opportunity for our younger fans to be a little more engaged in our basketball program and to add to their experience of watching a game at Carver," said UI Coach Steve Alford. "Who knows, eight, 10 or 12 years from now one of the boys or girls who take advantage of the opportunity might find themselves wearing the uniform of the Iowa Hawkeyes."

Fans will be required to wear either gym shoes or socks while on the playing floor. The allotted time of 20 minutes is a starting point that should strike a balance between the interest of the fans of the Hawkeyes and the UI's need to have the facility emptied for clean-up and security.

### **IOWA INTRODUCES SOLDIERS FIRST PROGRAM**

Coach Steve Alford and the Iowa Hawkeyes have introduced a new program that thanks active members of the U.S. Military for their service to the country by providing them the opportunity to enjoy a home game of the Iowa Hawkeyes with their family and/or friends.

The "Soldiers First" program offers five men or women who are on "active duty" with any branch of the U.S. Military the opportunity to cheer Alford's 2006-07 Iowa squad with three guests.

Ticket requests will be filled on a first-come, first-served basis.

Eligible servicemen and servicewomen can call the UI Sports Marketing Office at (319) 335-9431 to learn more about the "Soldier's First" program. Information and a registration form are also on the home page for men's basketball at hawkeyesports.com, the official world wide web site of the Iowa Hawkeyes.

### **HAWKEYES LOOKING FOR HEROES**

Is there a hero among you, your friends, your family?

Coach Steve Alford and the Iowa Hawkeyes are looking for heroes, people who have gone above and beyond to help others.

"There are wonderful things being done each day in every community across the state of Iowa by outstanding people," said Hawkeye Coach Steve Alford. "Our basketball staff feels the "Heroes Among Us" program is an easy way to salute the friends and neighbors of ours who are making a difference in the lives of their friends and neighbors."

Nomination forms for the "Heroes Among Us" program are available online at hawkeyesports.com, the official web site of the Iowa Hawkeyes. Fans can print their nomination form by visiting the men's basketball home page and clicking on the "Heroes Among Us" line under the "Features" heading.

The UI will select one here to be saluted at each Hawkeye home game throughout the remainder of the season. The hero, and the individual who nominated them, will be provided pairs of tickets to the game and a \$10 gift certificate to the Official Iowa Hawk Shop. The hero will also be recognized when they are in attendance.

This marks the second year of the "Heroes Among Us" program, as 15 Iowans were recognized at home games a year ago.

### **HIGHLIGHTS AND SOUND BITES ON SATELLITE**

Sound bites with coaches and athletes from Iowa's winter sports teams are available each Wednesday throughout the winter.

The video sound bites are available from 3:30-3:45 p.m. CT and include all winter sports, including men's and women's basketball and wrestling. The coordinates are satellite IN-TELSAT A-5 (C), transponder 15.

### **IOWA INFORMATION ON THE WEB**

Iowa basketball information is available on the University of Iowa's web site, hawkeyesports.com. Once you have entered the web site, you may obtain biographical information on Iowa players and coaches, game notes, game stories and box scores from all games throughout the season, plus team and individual cumulative stats and a pdf version of Iowa's History and Record book.

Members of the media who wish to have this information forwarded via e-mail throughout the season may do so by contacting the Iowa Sports Information office with your e-mail address.

### **IOWA PHOTOS AVAILABLE**

Up-to-date head shots of all Iowa players and coaches are available on the internet at [pics.hawkeyebasketball.com](http://pics.hawkeyebasketball.com). Contact the Iowa Sports Information office if you are in need of additional photos.

### **HIGH SPEED CONNECTIONS**

For members of the media who cover Iowa home games on a regular basis, high speed connections are available, at no charge, in the media seating area of Carver-Hawkeye Arena. You are asked to provide your own Ethernet cord. A limited number of phone lines are also available.

Media covering Iowa basketball on a regular basis should have their own telephone line installed.

### **HALK TALK WITH STEVE ALFORD**

Fans of the University of Iowa basketball program may join Iowa Coach Steve Alford and radio announcer Gary Dolphin each week during the season for the "Hawk Talk with Steve Alford" radio call-in show. The show takes place each week at Carlos O'Kelly's Mexican Café in Iowa City from 6 to 7:30 p.m.

The show will take place on the following dates: January 22 and 29; February 5, 12, 19 and 28; March 5 and 12.


### **COMING UP NEXT**

Iowa hosts Wisconsin Sunday, Jan. 28 (12:05 p.m., CBS) before closing out the month Jan. 31 at Michigan (7:05 p.m., ESPN Regional).



*\*3 - - Drew Adams, G, 6-1, 185, Sophomore, Bloomington, IN (Florida CC)*

- Two points and one rebound in win over The Citadel
- Played one season at Florida Community College
- Averaged 14 points and four assists per game
- Shot 40% from three point range and 84% from the free throw line
- Earned first team all-conference, all-area and all-sectional honors as a prep senior
- Holds school record for three-point percentage (49.5%) in a season and ranks second in career three-point percentage (44.5%)
- Ranks among top five in career free throw percentage (80%)
- Team captain and MVP as a senior
- Averaged 14 points and 2.5 assists as a senior, helping team post 17-4 overall record
- Member of AAU team that won six state championships and finished second in the nation.



### Adams, Game-by-Game

Opp.	S	FG	3-PT	FT	O-D-RE	PF	TP	A	T	B	S	M
The Citadel	N	1-1	0-0	0-0	1-0-1	1	2	0	0	0	0	2
Toledo (n)					DNP							
Alabama (n)					DNP							
Villanova (n)	N	0-0	0-0	0-0	0-0-0	0	0	0	0	0	0	2
at AZ State					DNP							
at VA Tech					DNP							
TX-Pan Am.					DNP							
Coppin State					DNP							
Northern IA					DNP							
IA State					DNP							
at Drake					DNP							
GA State	N	0-1	0-0	0-0	0-1-1	0	0	0	1	0	0	2
TX Southern	N	0-1	0-0	0-0	0-0-0	0	0	1	0	0	0	2
Cornell					DNP							
Mich. State					DNP							
at Illinois					DNP							
Minnesota					DNP							
at Indiana					DNP							
at Ohio State					DNP							
Penn State					DNP							
Wisconsin					DNP							
at Michigan					DNP							
Indiana					DNP							
at Minnesota					DNP							
at Wisconsin					DNP							
Northwestern					DNP							
at Mich. State					DNP							
Purdue					DNP							
at Penn State					DNP							
Illinois					DNP							
Big Ten Tournament					DNP							

### Career Bests

- Points:** 2 vs. The Citadel, 11/13/06  
**Rebounds:** 1, twice, last vs. Georgia State, 12/20/06  
**FGM:** 1 vs. The Citadel, 11/13/06  
**FGA:** 1, twice, last vs. Georgia State, 12/20/06  
**FTM:**  
**FTA:**  
**Assists:** 1 vs. Texas Southern, 12/23/06  
**Steals:**  
**Blocks:**  
**Minutes:** 2, four times, last vs. Texas Southern, 12/23/06

### Career Statistics

YEAR	G/GS	FG-A	PCT	3-PT	PCT	FT-A	PCT	O-D-RB	AVG	PF-DI	AS	TO	BK	ST	PTS	AVG
Soph.	5/0	1-3	.333	0-0	.000	0-0	.000	1-1-2	0.4	1-0	1	1	0	0	2	0.4

*\*4 - - J.R. Angle, G/F, 6-7, 200, Sophomore, Franklin, IN (Indian Creek HS)*

- Four points in win over Michigan State
- Two points and two rebounds in win over Texas Southern
- Four points, two rebounds and two steals in win over Georgia State
- Five points and four rebounds in first career start against Iowa State
- Two points against Northern Iowa
- Career-high eight points and two rebounds in win over Coppin State
- Career-high five rebounds in win over Texas-Pan American
- Tied career-high with five points at Arizona State
- Career-high five points vs. Villanova
- Three rebounds and one steal vs. Alabama in career-best 16 minutes
- Two points and two rebounds in win over The Citadel
- Six points and eight rebounds in Black and Gold Blowout
- Used redshirt and did not see action in 2005-06
- Saw action in 11 games in 2005, with no starts



## Angle, Game-by-Game

Opp.	S	FG	3-PT	FT	O-D-RE	PF	TP	A	T	B	S	M
The Citadel	N	1-2	0-0	0-0	1-1-2	0	2	0	0	0	0	7
Toledo (n)	N	0-1	0-0	0-0	0-1-1	1	0	0	1	0	0	7
Alabama (n)	N	0-2	0-0	0-0	2-1-3	2	0	0	2	0	1	16
Villanova (n)	N	2-2	1-1	0-0	0-0-0	1	5	0	0	0	0	4
at AZ State	N	2-4	1-2	0-0	1-0-1	0	5	0	0	0	0	12
at VA Tech	N	0-1	0-0	0-0	1-0-1	4	0	0	1	0	0	3
TX-Pan Am.	N	0-1	0-1	0-0	1-4-5	1	0	1	0	0	0	12
Coppin State	N	3-4	0-0	2-2	1-1-2	2	8	1	0	0	0	13
Northern IA	N	0-1	0-1	2-2	0-0-0	1	2	0	0	0	1	11
IA State	Y	2-2	1-1	0-0	0-2-2	4	5	0	1	0	1	15
at Drake	Y	0-2	0-0	0-0	0-1-1	3	0	1	1	0	0	18
GA State	N	2-2	0-0	0-0	1-1-2	3	4	0	0	0	2	12
TX Southern	N	1-2	0-1	0-0	0-2-2	0	2	0	0	0	0	10
Cornell	N	0-0	0-0	2-2	0-1-1	2	2	1	1	0	0	8
Mich. State	N	2-4	0-0	0-0	0-0-0	0	4	0	0	0	0	7
at Illinois	N	0-1	0-1	0-0	0-0-0	0	0	0	0	0	0	6
Minnesota	N	0-0	0-0	0-0	0-0-0	0	0	0	0	0	0	1
at Indiana	N	0-0	0-0	0-0	1-0-1	0	0	0	0	0	0	3
at Ohio State	N	0-3	0-0	0-0	0-0-0	2	0	0	0	0	0	6
Penn State												
Wisconsin												
at Michigan												
Indiana												
at Minnesota												
at Wisconsin												
Northwestern												
at Mich. State												
Purdue												
at Penn State												
Illinois												
Big Ten Tournament												

## Career Bests


- Points:** 8 vs. Coppin State, 12/2/06  
**Rebounds:** 5 vs. Texas-Pan American, 12/1/06  
**FGM:** 3 vs. Coppin State, 12/2/06  
**FGA:** 4, twice, last vs. Coppin State, 12/2/06  
**FTM:** 2, twice, last vs. Northern Iowa, 12/5/06  
**FTA:** 2, twice, last vs. Northern Iowa, 12/5/06  
**Assists:** 1, three times, last at Drake, 12/16/06  
**Steals:** 2 vs. Georgia State, 12/20/06  
**Blocks:**  
**Minutes:** 18 at Drake, 12/16/06

## Career Statistics

YEAR	G/GS	FG-A	PCT	3-PT	PCT	FT-A	PCT	O-D-RB	AVG	PF-DI	AS	TO	BK	ST	PTS	AVG
Fresh.	11/0	4-11	.364	2-5	.400	0-0	.000	1-5-6	0.5	2-0	1	6	0	0	10	0.9
Soph.	19/2	15-34	.441	3-8	.375	6-6	1.000	9-15-24	1.3	24-0	4	7	0	5	39	2.1
<b>Career</b>	<b>30/2</b>	<b>19-45</b>	<b>.422</b>	<b>5-13</b>	<b>.385</b>	<b>6-6</b>	<b>1.000</b>	<b>10-20-30</b>	<b>1.0</b>	<b>26-0</b>	<b>5</b>	<b>13</b>	<b>0</b>	<b>5</b>	<b>49</b>	<b>1.6</b>

15 -- Dan Bohall, G, 6-4, 193, Freshman, Sioux City, IA (East HS)

- One steal in win over The Citadel
- One rebound, one assist and one block in exhibition win over Buena Vista
- Six points in Black and Gold Blowout
- Used redshirt and did not see action in 2005-06
- Earned first team all-state honors as a junior and senior
- Two-time first team all-conference and all-district selection
- Named to all-Tournament team at state tournament after helping East place second in state as a senior
- Team captain and MVP as a junior and senior, helping team post 21-4 record in final season
- Averaged 21.6 points, 6.4 rebounds and 4.5 assists per game as a senior, shooting 56% from the field and 79% from the free throw line



## Bohall, Game-by-Game

Opp.	S	FG	3-PT	FT	O-D-RE	PF	TP	A	T	B	S	M
The Citadel	N	0-1	0-0	0-0	0-0-0	1	0	0	0	0	1	2
Toledo (n)					DNP							
Alabama (n)	N	0-0	0-0	0-0	0-0-0	1	0	0	0	0	0	1
Villanova (n)	N	0-1	0-1	0-0	0-0-0	1	0	0	0	0	0	2
at AZ State					DNP							
at VA Tech					DNP							
TX-Pan Am.	N	0-0	0-0	0-2	0-0-0	0	0	0	0	0	0	1
Coppin State					DNP							
Northern IA					DNP							
IA State	N	0-0	0-0	0-0	0-0-0	0	0	0	0	0	0	2
at Drake					DNP							
GA State	N	0-0	0-0	0-0	0-0-0	0	0	0	0	0	0	4
TX Southern	N	0-2	0-0	0-0	0-0-0	0	0	0	0	0	0	2
Cornell					DNP							
Mich. State					DNP							
at Illinois					DNP							
Minnesota					DNP							
at Indiana					DNP							
at Ohio State					DNP							
Penn State												
Wisconsin												
at Michigan												
Indiana												
at Minnesota												
at Wisconsin												
Northwestern												
at Mich. State												
Purdue												
at Penn State												
Illinois												
Big Ten Tournament												

## Career Bests

**Points:**

**Rebounds:**

**FGM:**

**FGA:** 2 vs. Texas Southern, 12/23/06

**FTM:**

**FTA:** 2 vs. Texas-Pan American, 12/1/06

**Assists:**

**Steals:** 1 vs. The Citadel, 11/13/06

**Blocks:**

**Minutes:** 4 vs. Georgia State, 12/20/06

## Career Statistics

YEAR	G/GS	FG-A	PCT	3-PT	PCT	FT-A	PCT	O-D-RB	AVG	PF-DI	AS	TO	BK	ST	PTS	AVG
Fresh.	7/0	0-4	.000	0-1	.000	0-2	.000	0-0-0	0.0	3-0	0	0	0	1	0	0.0

0 - - Josh Crawford, C, 6-10, 200, Freshman, Long Beach, CA (Wilson HS)

- Two points in win over Georgia State
- One rebound and one assist vs. Villanova
- One rebound vs. Alabama
- One rebound in win over The Citadel
- Six points in Black and Gold Blowout
- Named to all-conference team as a senior
- Team captain and team MVP as a senior
- Averaged 13.3 points while shooting 49% from the field as a senior
- Averaged 7.7 rebounds and 4.6 blocked shots
- Led prep team in scoring, rebounding and blocked shots
- Ranked first in the conference in blocked shots (111 blocks) and was third in rebounding



## Crawford, Game-by-Game

Opp.	S	FG	3-PT	FT	O-D-RE	PF	TP	A	T	B	S	M
The Citadel	N	0-0	0-0	0-0	0-1-1	0	0	0	0	0	0	1
Toledo (n)					DNP							
Alabama (n)	N	0-0	0-0	0-0	0-1-1	0	0	0	0	0	0	2
Villanova (n)	N	0-0	0-0	0-0	1-0-1	0	0	1	0	0	0	2
at AZ State					DNP							
at VA Tech					DNP							
TX-Pan Am.	N	0-0	0-0	0-0	0-0-0	0	0	0	0	0	0	3
Coppin State					DNP							
Northern IA					DNP							
IA State	N	0-1	0-0	0-0	0-0-0	1	0	0	0	0	0	2
at Drake					DNP							
GA State	N	1-4	0-0	0-1	1-0-1	1	2	0	0	0	0	4
TX Southern	N	0-0	0-0	0-0	0-1-1	1	0	0	0	1	0	.3
Cornell					DNP							
Mich. State					DNP							
at Illinois					DNP							
Minnesota					DNP							
at Indiana					DNP							
at Ohio State					DNP							
Penn State												
Wisconsin												
at Michigan												
Indiana												
at Minnesota												
at Wisconsin												
Northwestern												
at Mich. State												
Purdue												
at Penn State												
Illinois												
Big Ten Tournament												

## Career Bests

- Points:** 2 vs. Georgia State, 12/20/06  
**Rebounds:** 1, five times, last vs. Texas Southern, 12/23/06  
**FGM:** 1 vs. Georgia State, 12/20/06  
**FGA:** 4 vs. Georgia State, 12/20/06  
**FTM:**  
**FTA:** 1 vs. Georgia State, 12/20/06  
**Assists:** 1 vs. Villanova, 11/20/06  
**Steals:**  
**Blocks:** 1 vs. Texas Southern, 12/23/06  
**Minutes:** 4 vs. Georgia State, 12/20/06

## Career Statistics

YEAR	G/GS	FG-A	PCT	3-PT	PCT	FT-A	PCT	O-D-RB	AVG	PF-DI	AS	TO	BK	ST	PTS	AVG
Fresh.	8/0	1-5	.200	0-0	.000	0-1	.000	2-3-5	0.6	3-0	1	0	1	0	2	0.3

*\*11 - - Tony Freeman, G, 6-1, 190, Sophomore, Maywood, IL (St. Joseph's HS)*

- Six points and five assists at Ohio State
- Seven points and a career-high nine rebounds in win over Minnesota
- Five points and two assists at Illinois
- Three points, five assists and three steals in win over Michigan State
- Six points and seven assists in win over Cornell
- Four points and four assists in win over Texas Southern
- 12 points, three rebounds and two assists in win over Georgia State
- Four points and three assists at Drake
- 11 points, two rebounds, five assists and three steals in win over Iowa State
- 11 points, four rebounds and four assists against Northern Iowa
- Six points and five assists in win over Coppin State
- 10 points, five assists and two steals in win over Texas-Pan American
- 11 points and two assists at VA Tech
- Seven points and five assists vs. Villanova
- Career-high 16 points, four rebounds and three assists vs. Alabama
- Eight rebounds and three assists in win over Toledo
- Career-high 11 assists, along with six rebounds and seven points, in win over The Citadel



## Freeman, Game-by-Game

Opp.	S	FG	3-PT	FT	O-D-RE	PF	TP	A	T	B	S	M
The Citadel	Y	3-7	1-3	0-0	1-5-6	1	7	11	3	0	1	32
Toledo (n)	Y	0-5	0-2	2-2	0-8-8	1	2	3	8	0	1	33
Alabama (n)	Y	6-13	4-9	0-0	2-2-4	2	16	3	2	0	1	23
Villanova (n)	Y	2-6	2-4	1-3	0-1-1	3	7	5	4	0	0	31
at AZ State	Y	1-7	1-6	0-0	0-0-0	0	3	2	1	0	2	26
at VA Tech	N	4-5	1-2	2-2	0-2-2	4	11	2	5	0	0	21
TX-Pan Am.	N	4-6	1-2	1-2	0-1-1	2	10	5	1	0	2	25
Coppin State	N	1-6	1-5	3-4	1-1-2	1	6	5	2	0	1	25
Northern IA	N	4-9	3-5	0-0	1-3-4	4	11	4	2	0	1	29
IA State	Y	5-7	1-1	0-0	0-2-2	1	11	5	3	0	3	23
at Drake	Y	2-9	0-5	0-0	0-1-1	1	4	3	0	0	1	28
GA State	N	4-7	3-4	1-1	0-3-3	0	12	2	1	0	0	22
TX Southern	N	0-4	0-2	4-5	0-1-1	0	4	4	0	0	1	24
Cornell	N	2-4	2-3	0-0	0-0-0	0	6	7	2	0	0	25
Mich. State	N	1-1	1-1	0-1	0-1-1	1	3	5	1	0	3	17
at Illinois	N	2-2	1-1	0-0	0-1-1	1	5	2	2	0	0	20
Minnesota	N	2-7	0-3	3-3	0-9-9	2	7	1	0	0	0	23
at Indiana	N	0-3	0-1	0-0	0-1-1	2	0	0	1	0	0	15
at Ohio State	Y	3-5	0-2	0-1	0-2-2	1	6	5	1	0	1	27
Penn State												
Wisconsin												
at Michigan												
Indiana												
at Minnesota												
at Wisconsin												
Northwestern												
at Mich. State												
Purdue												
at Penn State												
Illinois												
Big Ten Tournament												

## Career Bests

- Points:** 16 vs. Alabama, 11/19/06  
**Rebounds:** 9 vs. Minnesota, 1/13/07  
**FGM:** 6 vs. Alabama, 11/19/06  
**FGA:** 13 vs. Alabama, 11/19/06  
**FTM:** 4 vs. Texas Southern, 12/23/06  
**FTA:** 5 vs. Texas Southern, 12/23/06  
**Assists:** 11 vs. The Citadel, 11/13/06  
**Steals:** 3, three times, last vs. Iowa State, 12/8/06  
**Blocks:**  
**Minutes:** 33 vs. Toledo, 11/17/06

## Career Statistics

YEAR	G/GS	FG-A	PCT	3-PT	PCT	FT-A	PCT	O-D-RB	AVG	PF-DI	AS	TO	BK	ST	PTS	AVG
Fresh.	33/4	40-118	.339	21-69	.304	10-16	.625	8-34-42	1.3	42-1	53	55	0	19	111	3.4
Soph.	19/8	46-113	.407	22-61	.361	17-24	.708	5-44-49	2.6	27-0	74	39	0	18	131	6.9
<b>Career</b>	<b>52/12</b>	<b>86-231</b>	<b>.372</b>	<b>43-130</b>	<b>.331</b>	<b>27-40</b>	<b>.675</b>	<b>13-78-91</b>	<b>1.8</b>	<b>69-1</b>	<b>127</b>	<b>94</b>	<b>0</b>	<b>37</b>	<b>242</b>	<b>4.7</b>

**\*\*53 -- Seth Gorney, C, 7-0, 245, Junior, Vandalia, OH (Butler HS)**

- Four points and four rebounds in 14 minutes at Ohio State before injury
- Career-high 12 points and five rebounds at Indiana
- Six points and four rebounds in win over Minnesota
- Six points and four rebounds at Illinois
- Four points and three rebounds in win over Michigan State
- Four points and three rebounds in win over Cornell
- Tied a career-high with 10 points and three rebounds in win over Texas Southern
- Eight points (4-4 FG's) and five rebounds in win over Georgia State
- Two points and four rebounds at Drake
- Six points and four rebounds in win over Iowa State
- Eight points and a career-high nine rebounds against Northern Iowa
- Eight points and four rebounds in win over Texas-Pan American
- Four points and five rebounds at VA Tech
- Tied career-high with 10 points vs. Alabama, along with three assists and two rebounds
- Tied a career-high with 10 points in win over Toledo, along with five rebounds
- Tied a career-high with 10 points, along with a career-high three steals, in win over The Citadel
- Averaged 5.3 points and 5.8 rebounds on summer tour with Big Ten squad, helping team post 3-1 record in four game tour in Australia.



## Gorney, Game-by-Game

Opp.	S	FG	3-PT	FT	O-D-RE	PF	TP	A	T	B	S	M
The Citadel	Y	4-7	0-0	2-2	1-1-2	0	10	1	2	0	3	25
Toledo (n)	Y	4-6	0-0	2-2	2-3-5	3	10	0	0	1	0	25
Alabama (n)	Y	5-10	0-1	0-0	2-0-2	2	10	3	2	0	2	28
Villanova (n)	Y	1-3	0-0	0-0	1-0-1	2	2	0	0	0	0	14
at AZ State	Y	1-2	0-0	0-0	1-2-3	3	2	2	1	0	0	10
at VA Tech	N	2-3	0-0	0-0	2-3-5	2	4	0	1	0	1	19
TX-Pan Am.	N	3-4	0-0	2-2	0-4-4	1	8	0	0	0	0	23
Coppin State	N	1-1	0-0	0-0	1-2-3	4	2	1	1	0	0	13
Northern IA	N	4-13	0-0	0-0	3-6-9	1	8	0	0	0	1	30
IA State	Y	3-5	0-0	0-0	2-2-4	4	6	1	0	1	1	17
at Drake	Y	1-1	0-0	0-1	2-3-5	4	2	2	1	0	0	19
GA State	Y	4-4	0-0	0-0	1-4-5	3	8	1	1	0	0	16
TX Southern	Y	4-5	0-0	2-2	0-3-3	3	10	0	0	0	2	23
Cornell	Y	2-3	0-0	0-0	1-2-3	0	4	1	0	0	1	24
Mich. State	Y	1-2	0-0	1-1	0-3-3	4	3	0	1	0	0	17
at Illinois	Y	3-6	0-0	0-1	0-4-4	3	6	0	0	0	0	19
Minnesota	Y	2-8	0-0	2-2	3-1-4	2	6	0	0	1	0	17
at Indiana	Y	5-7	0-0	2-3	3-2-5	1	12	1	1	0	0	25
at Ohio State	Y	2-3	0-0	0-0	1-3-4	0	4	0	0	0	0	14
Penn State												
Wisconsin												
at Michigan												
Indiana												
at Minnesota												
at Wisconsin												
Northwestern												
at Mich. State												
Purdue												
at Penn State												
Illinois												
Big Ten Tournament												

## Career Bests


- Points:** 12 at Indiana, 1/16/07  
**Rebounds:** 9 vs. Northern Iowa, 12/5/06  
**FGM:** 5, three times, last at Indiana, 1/16/07  
**FGA:** 13 vs. Northern Iowa, 12/5/06  
**FTM:** 2, twice, last vs. Toledo, 11/17/06  
**FTA:** 2, twice, last vs. Toledo, 11/17/06  
**Assists:** 3 vs. Alabama, 11/19/06  
**Steals:** 3 vs. The Citadel, 11/13/06  
**Blocks:** 1, five times, last vs. Iowa State, 12/8/06

## Career Statistics

YEAR	G/GS	FG-A	PCT	3-PT	PCT	FT-A	PCT	O-D-RB	AVG	PF-DI	AS	TO	BK	ST	PTS	AVG
Fresh.	21/0	5-7	.714	0-0	.000	4-7	.571	8-14-22	1.0	15-0	3	5	1	5	14	0.7
Soph.	22/0	13-21	.619	0-0	.000	1-2	.500	5-17-22	1.0	13-0	3	5	2	1	27	1.2
Jun.	19/15	52-93	.559	0-1	.000	13-16	.813	26-48-74	3.9	42-0	13	11	3	11	117	6.2
<b>Career</b>	<b>62/15</b>	<b>70-121</b>	<b>.579</b>	<b>0-1</b>	<b>.000</b>	<b>18-25</b>	<b>.720</b>	<b>39-79-118</b>	<b>1.9</b>	<b>70-0</b>	<b>19</b>	<b>21</b>	<b>6</b>	<b>17</b>	<b>158</b>	<b>2.5</b>

**\*\*1 - - Adam Haluska, G, 6-5, 210, Senior, Carroll, IA (Carroll HS)**

- Has started all 117 games in his career, a streak that is the longest in the nation among active players
- One of 30 finalists for the Lowe's Senior CLASS Award
- Named Big Ten Player of the Week for his play in wins over Georgia State and Texas Southern
- 15 points and four rebounds at Ohio State
- 21 points and four rebounds at Indiana
- 22 points and four rebounds in win over Minnesota
- 25 points (12-13 FTs) in loss at Illinois
- 16 points, five rebounds and four assists in win over Mich. St.
- 29 points (10-13 FGs), three rebounds and four steals vs. Cornell
- 21 points and four rebounds in win over Texas Southern
- Career-high 36 points, four assists and two steals vs. GA State
- 21 points and seven rebounds at Drake
- 18 points, four rebounds and two steals in win over Iowa State
- Named Hawkeye Challenge MVP
- 31 points and nine assists and nine rebounds vs. Coppin State
- Eight points, five assists, four rebounds and three steals in win over Texas-Pan American
- 24 points (9-17 FGs) and two rebounds at VA Tech
- 24 points, four rebounds and three assists at Arizona State
- 18 points and four rebounds vs. Villanova
- Matched career-highs with 29 points and six assists, along with five rebounds, in win over The Citadel
- Named to pre-season all-Big Ten team
- Named to pre-season Watch List for John R. Wooden all-American team
- Named to pre-season Watch List for the Naismith Award
- Recognized as recipient of 2006 Anson Mount Scholar/Athlete Award by Playboy Magazine, earning a \$5,000 donation to the UI general scholarship fund
- Career point total stands at 1,606 including 1,322 at Iowa



## Haluska, Game-by-Game

Opp.	S	FG	3-PT	FT	O-D-RE	PF	TP	A	T	B	S	M
The Citadel	Y	8-16	6-14	7-7	0-5-5	2	29	6	3	0	1	33
Toledo (n)	Y	2-15	2-8	4-4	1-4-5	3	10	2	5	0	0	38
Alabama (n)	Y	2-13	0-9	0-0	0-4-4	2	4	2	3	0	0	32
Villanova (n)	Y	5-13	1-3	7-8	0-4-4	2	18	1	5	1	1	27
at AZ State	Y	8-17	4-11	4-4	0-4-4	1	24	3	1	0	2	34
at VA Tech	Y	9-17	5-10	1-2	1-1-2	4	24	1	4	1	0	39
TX-Pan Am.	Y	2-10	0-5	4-4	1-3-4	0	8	5	1	0	3	32
Coppin State	Y	10-18	6-12	5-5	4-5-9	3	31	9	1	0	2	37
Northern IA	Y	3-10	1-3	2-2	0-3-3	3	9	3	1	0	2	33
IA State	Y	5-14	2-4	6-7	0-4-4	0	18	1	1	2	2	33
at Drake	Y	5-15	4-10	7-8	1-6-7	2	21	1	2	0	2	36
GA State	Y	13-19	6-11	4-4	1-0-1	0	36	4	0	0	2	28
TX Southern	Y	7-16	2-5	5-6	0-4-4	2	21	1	0	0	0	27
Cornell	Y	10-13	6-9	3-4	0-3-3	1	29	1	0	1	4	35
Mich. State	Y	4-15	2-9	6-7	0-5-5	1	16	4	0	0	3	37
at Illinois	Y	5-14	3-5	12-13	0-2-2	0	25	1	4	0	1	38
Minnesota	Y	6-14	2-9	8-10	0-4-4	3	22	0	2	0	0	32
at Indiana	Y	7-16	2-7	5-6	1-3-4	3	21	1	2	1	1	38
at Ohio State	Y	6-15	3-8	0-0	1-3-4	0	15	1	1	0	0	36
Penn State												
Wisconsin												
at Michigan												
Indiana												
at Minnesota												
at Wisconsin												
Northwestern												
at Mich. State												
Purdue												
at Penn State												
Illinois												
Big Ten Tournament												

## Career Bests

<b>Points:</b>	36 vs. Georgia State, 12/20/06
<b>Rebounds:</b>	11 vs. Arkansas-Pine Bluff, 12/8/02
<b>FGM:</b>	13 vs. Georgia State, 12/20/06
<b>FGA:</b>	23 vs. Texas, 11/22/05
<b>FTM:</b>	12 at Illinois, 1/10/07
<b>FTA:</b>	13, twice, last at Illinois, 1/10/07
<b>Assists:</b>	9, vs. Coppin State, 12/2/06
<b>Steals:</b>	4, twice, last vs. Cornell, 12/30/06
<b>Blocks:</b>	2, five times, last vs. Iowa State, 12/8/06
<b>Minutes:</b>	51 vs. Minnesota, 1/18/06

## Career Statistics

YEAR	G/GS	FG-A	PCT	3-PT	PCT	FT-A	PCT	O-D-RB	AVG	PF-DI	AS	TO	BK	ST	PTS	AVG
*Fresh.	31/31	103-259	.398	40-119	.336	38-50	.760	21-91-112	3.6	83-2	30	39	13	23	284	9.2
Soph.	33/33	152-318	.478	58-149	.389	105-130	.808	25-106-131	4.0	75-3	52	46	9	35	467	14.2
Jun.	34/34	149-357	.417	64-185	.346	112-132	.848	21-138-159	4.7	61-1	78	68	6	36	474	13.9
Sen.	19/19	117-280	.418	57-152	.375	90-101	.891	11-67-78	4.1	32-0	47	36	6	26	381	20.1
<b>Career</b>	<b>117/117</b>	<b>521-1214</b>	<b>.429</b>	<b>219-605</b>	<b>.362</b>	<b>345-413</b>	<b>.835</b>	<b>78-402-480</b>	<b>4.1</b>	<b>251-6</b>	<b>207</b>	<b>189</b>	<b>34</b>	<b>120</b>	<b>1606</b>	<b>13.7</b>

\* - - 2002-03 at Iowa State

**\*\*\*35 - - Mike Henderson, G, 6-3, 200, Senior, Waterloo, IA (East HS)**

- Eight points and four rebounds at Ohio State
- Five points and four rebounds at Indiana
- Seven points in win over Minnesota
- Five points (5-6 FTs) vs. Michigan State, including 5-6 FTs in final 40 seconds
- Six points, four assists and two steals in win over Cornell
- Tied a career-high with nine assists along with nine points and three steals in win over Texas Southern
- Career-high nine assists along with eight points and four rebounds in first start of season vs. GA State
- Eight points in win over Iowa State
- Two assists against Northern Iowa
- Returned to action vs. Coppin State on December 2
- Suffered fracture to right pinkie finger in practice on Oct. 31 and will miss 3-6 weeks
- 11 points, eight assists and four rebounds in Black and Gold Blowout
- Earned team Most Improved Award in 2006
- Averaged 7.6 points and 3.9 rebounds while starting all 34 games a year ago
- Shot 48.7% from the field, 46.4% from three-point range and 69.9% from the free throw line



## Henderson, Game-by-Game

Opp.	S	FG	3-PT	FT	O-D-RE	PF	TP	A	T	B	S	M
The Citadel					INJ							
Toledo (n)					INJ							
Alabama (n)					INJ							
Villanova (n)					INJ							
at AZ State					INJ							
at VA Tech					INJ							
TX-Pan Am.					INJ							
Coppin State	N	0-3	0-0	1-2	0-0-0	1	1	0	3	0	0	8
Northern IA	N	0-1	0-0	0-0	0-0-0	0	0	2	1	0	0	11
IA State	N	3-5	0-0	2-2	0-0-0	2	8	1	5	0	1	15
at Drake	N	1-3	0-0	0-0	0-0-0	2	2	2	3	0	1	26
GA State	Y	2-4	0-0	4-6	1-3-4	2	8	9	3	0	1	30
TX Southern	Y	3-5	0-0	3-3	1-3-4	1	9	9	4	0	3	30
Cornell	Y	3-8	0-0	0-0	0-1-1	1	6	4	5	0	2	30
Mich. State	Y	0-5	0-0	5-6	0-0-0	1	5	1	2	0	1	31
at Illinois	Y	2-5	0-1	0-0	0-3-3	3	4	2	3	0	1	24
Minnesota	Y	3-4	0-0	1-3	0-1-1	1	7	1	2	0	0	31
at Indiana	Y	2-4	0-0	1-2	0-4-4	2	5	1	4	0	1	29
at Ohio State	Y	4-4	0-0	0-0	1-3-4	2	8	2	4	0	1	37
Penn State												
Wisconsin												
at Michigan												
Indiana												
at Minnesota												
at Wisconsin												
Northwestern												
at Mich. State												
Purdue												
at Penn State												
Illinois												
Big Ten Tournament												

## Career Bests

- Points:** 17, twice, last at Purdue, 2/1/06  
**Rebounds:** 8, twice, last vs. Illinois, 1/7/06  
**FGM:** 7 at Purdue, 2/1/06  
**FGA:** 11 vs. Robert Morris, 12/22/05  
**FTM:** 7 vs. Kentucky, 11/21/05  
**FTA:** 9 vs. Kentucky, 11/21/05  
**Assists:** 9, twice, last vs. Texas Southern, 12/23/06  
**Steals:** 5 at Michigan, 3/5/05  
**Blocks:** 1, three times, last vs. Michigan State, 3/11/06  
**Minutes:** 50 vs. Minnesota, 1/18/06

## Career Statistics

YEAR	G/GS	FG-A	PCT	3-PT	PCT	FT-A	PCT	O-D-RB	AVG	PF-DI	AS	TO	BK	ST	PTS	AVG
Fresh.	10/0	11-29	.379	0-1	.000	10-19	.526	4-14-18	1.8	11-0	13	8	0	6	32	3.2
Soph.	33/14	59-144	.410	5-16	.313	40-61	.656	17-53-70	2.1	55-1	39	59	3	26	163	4.9
Jun.	34/34	91-187	.487	13-28	.464	65-93	.6999	41-93-134	3.9	53-0	68	78	5	38	260	7.6
Jun.	12/8	23-51	.451	0-1	.000	17-24	.708	3-18-21	1.8	18-0	34	39	0	12	63	5.3
<b>Career</b>	<b>89/56</b>	<b>184-411</b>	<b>.448</b>	<b>18-46</b>	<b>.391</b>	<b>132-197</b>	<b>.670</b>	<b>65-178-243</b>	<b>2.7</b>	<b>137-1</b>	<b>154</b>	<b>184</b>	<b>8</b>	<b>82</b>	<b>518</b>	<b>5.8</b>



24 - - Justin Johnson, G, 6-6, 190, Junior, Tyler, TX (Tyler CC)

- Four points, two rebounds and two assists at Indiana
- Career-high eight rebounds in win over Minnesota
- 11 points (3-4 FGs, 3-3 3pt FG's) at Illinois
- Career-high three blocks and tied a career-high with six rebounds in win over Cornell
- Nine points (6-6 FT's), two rebounds and two steals in win over Texas Southern
- Eight points, six rebounds and four assists in win over Georgia State
- 12 points (4-5 3pt FG's) at Drake
- Six points in win over Iowa State
- Named to the Hawkeye Challenge all-tournament team
- 13 points, five rebounds and four assists in win over Coppin State
- Career-high 14 points (4-6 3pt FG's) and five rebounds in win over Texas-Pan American
- Nine points, six rebounds and two assists at VA Tech
- Eight points and four assists at Arizona State
- Six points, three assists and two rebounds vs. Alabama
- Three points and two rebounds in win over Toledo
- Six points and three rebounds in win over The Citadel
- 22 points (4-6 3pt FG's) and four rebounds in exhibition win over Buena Vista



## Johnson, Game-by-Game

Opp.	S	FG	3-PT	FT	O-D-RE	PF	TP	A	T	B	S	M
The Citadel	Y	2-7	2-7	0-0	1-2-3	1	6	0	3	0	0	31
Toledo (n)	Y	1-4	1-1	0-0	1-1-2	1	3	0	0	0	0	20
Alabama (n)	N	2-8	2-7	0-0	0-2-2	1	6	3	0	0	0	22
Villanova (n)	N	0-3	0-1	0-0	0-1-1	2	0	1	1	0	0	23
at AZ State	N	3-5	2-4	0-0	0-2-2	1	8	4	1	1	1	25
at VA Tech	Y	3-4	3-4	0-0	0-6-6	2	9	2	2	0	0	31
TX-Pan Am.	Y	5-11	4-6	0-0	1-4-5	1	14	0	3	0	1	30
Coppin State	Y	5-9	3-6	0-0	2-3-5	1	13	4	5	1	2	34
Northern IA	Y	1-5	1-2	0-0	0-0-0	2	3	0	1	0	0	10
IA State	N	2-5	2-2	0-0	0-1-1	0	6	1	0	1	0	20
at Drake	N	4-5	4-5	0-0	0-0-0	1	12	0	1	0	0	16
GA State	N	2-8	2-5	2-2	2-4-6	2	8	4	0	0	0	23
TX Southern	N	1-6	1-5	6-6	1-1-2	0	9	0	0	1	2	19
Cornell	N	0-4	0-4	0-0	2-4-6	0	0	0	3	3	1	16
Mich. State	N	0-1	0-1	0-0	0-1-1	1	0	0	0	1	0	11
at Illinois	N	3-4	3-3	2-2	0--2-2	0	11	1	1	0	0	23
Minnesota	N	0-4	0-2	0-0	1-7-8	0	0	1	1	0	1	24
at Indiana	Y	1-4	0-1	2-2	0-2-2	2	4	2	1	0	1	26
at Ohio State	N	1-4	1-2	0-2	1-0-1	0	3	0	0	0	0	18
Penn State												
Wisconsin												
at Michigan												
Indiana												
at Minnesota												
at Wisconsin												
Northwestern												
at Mich. State												
Purdue												
at Penn State												
Illinois												
Big Ten Tournament												

## Career Bests

- Points:** 14 vs. Texas-Pan American, 12/1/06  
**Rebounds:** 8 vs. Minnesota, 1/13/07  
**FGM:** 5, twice, last vs. Coppin State, 12/2/06  
**FGA:** 11 vs. Texas-Pan American, 12/1/06  
**FTM:** 6 vs. Texas Southern, 12/23/06  
**FTA:** 6 vs. Texas Southern, 12/23/06  
**Assists:** 4, three times, last vs. Georgia State, 12/20/06  
**Steals:** 2, twice, last vs. Texas Southern, 12/23/06  
**Blocks:** 3 vs. Cornell, 12/30/06  
**Minutes:** 34 vs. Coppin State, 12/2/06

## Career Statistics

YEAR	G/GS	FG-A	PCT	3-PT	PCT	FT-A	PCT	O-D-RB	AVG	PF-DI	AS	TO	BK	ST	PTS	AVG
Jun.	19/8	36-101	.356	31-68	.456	12-14	.857	12-43-55	2.9	18-0	23	23	8	9	115	6.1

52 - - Kurt Looby, F/C, 6-10, 210, Junior, St. John's, Antigua (Tyler, TX CC)

- Five rebounds at Ohio State
- Four rebounds in win over Minnesota
- Five points and three rebounds at Illinois
- Seven points and three rebounds in win over Michigan State
- Career-high five blocks along with two points and five rebounds in win over Cornell
- Three points and six rebounds in win over Texas Southern
- Career-high four blocks along with six points, 12 rebounds and two steals in win over Georgia State
- Five points, six rebounds and two steals in win over Iowa State
- Four points, two rebounds, two blocks and two steals in win over Texas-Pan American
- Six points, four rebounds and three blocked shots at Virginia Tech
- Six points, two rebounds and two blocked shots at Arizona State
- 13 points (7-8 FTs), seven rebounds and three blocked shots vs. Villanova
- 13 points (5-9 FGs), nine rebounds and two assists in win over Toledo
- Four points, 14 rebounds and three blocks in win over The Citadel



## Looby, Game-by-Game

Opp.	S	FG	3-PT	FT	O-D-RE	PF	TP	A	T	B	S	M
The Citadel	Y	2-6	0-0	0-2	1-13-14	1	4	1	1	3	0	27
Toledo (n)	Y	5-9	0-0	3-5	6-3-9	2	13	2	0	1	0	19
Alabama (n)	Y	0-0	0-0	0-0	0-2-2	4	0	2	0	1	2	19
Villanova (n)	Y	3-4	0-0	7-8	2-5-7	2	13	0	0	3	1	30
at AZ State	Y	3-3	0-0	0-0	0-2-2	2	6	0	2	2	0	29
at VA Tech	Y	2-6	0-0	2-3	2-2-4	3	6	0	0	3	0	29
TX-Pan Am.	Y	1-3	0-0	2-4	2-0-2	4	4	0	2	2	2	18
Coppin State	Y	0-2	0-0	0-0	1-0-1	3	0	0	0	2	0	7
Northern IA	Y	0-1	0-0	0-0	0-4-4	0	0	0	0	0	0	14
IA State	N	2-4	0-0	1-2	3-3-6	4	5	0	0	1	2	19
at Drake	N	1-1	0-0	0-0	0-0-0	5	2	1	0	1	1	18
GA State	N	2-6	0-0	2-4	6-6-12	1	6	1	3	4	2	14
TX Southern	N	0-1	0-0	3-4	2-4-6	4	3	0	1	2	1	12
Cornell	N	0-0	0-0	0-0	0-5-5	2	0	0	0	5	1	16
Mich. State	N	2-3	0-0	3-4	1-2-3	2	7	0	0	1	0	15
at Illinois	N	2-2	0-0	1-2	3-0-3	4	5	0	1	1	0	18
Minnesota	N	0-1	0-0	0-0	0-4-4	2	0	0	0	1	0	21
at Indiana	N	1-2	0-0	0-0	1-2-3	5	2	1	0	0	1	14
at Ohio State	N	1-1	0-0	0-0	4-1-5	4	2	0	0	0	0	13
Penn State												
Wisconsin												
at Michigan												
Indiana												
at Minnesota												
at Wisconsin												
Northwestern												
at Mich. State												
Purdue												
at Penn State												
Illinois												
Big Ten Tournament												

## Career Bests

- Points:** 13, twice, last vs. Villanova, 11/20/06  
**Rebounds:** 14 vs. The Citadel, 11/13/06  
**FGM:** 5 vs. Toledo, 11/17/06  
**FGA:** 9 vs. Toledo, 11/17/06  
**FTM:** 7 vs. Villanova, 11/20/06  
**FTA:** 8 vs. Villanova, 11/20/06  
**Assists:** 2 vs. Toledo, 11/17/06  
**Steals:** 2, three times, last vs. Georgia State, 12/20/06  
**Blocks:** 5 vs. Cornell, 12/30/06  
**Minutes:** 30 vs. The Citadel, 11/20/06

## Career Statistics

YEAR	G/GS	FG-A	PCT	3-PT	PCT	FT-A	PCT	O-D-RB	AVG	PF-DI	AS	TO	BK	ST	PTS	AVG
Jun.	19/9	27-55	.491	0-0	.000	24-38	.632	34-58-92	4.8	58-2	8	10	33	13	78	4.1

34 - - Tyler Smith, F, 6-7, 210, Freshman, Pulaski, TN (Hargrave Military Academy)

- 21 points, four rebounds and five assists at Ohio State
- 17 points, six rebounds and tied a career-high with six assists at Indiana
- 15 points, three rebounds and three assists in win over Minnesota
- 12 points, seven rebounds and four assists at Illinois
- 10 points, four rebounds and four assists in win over Michigan State
- 18 points, six rebounds and four assists in win over Cornell
- 25 points, three rebounds and five assists in win over Texas Southern
- 15 points, five rebounds, five assists and two steals vs. GA St.
- 16 points and five rebounds at Drake
- 16 points, two rebounds and six assists in win over Iowa State
- 20 points and six rebounds against Northern Iowa
- Named to the Hawkeye Challenge all-tournament team
- 16 points and seven rebounds in win over Coppin State
- 12 points, five rebounds and four steals vs. TX-Pan American
- Seven points, seven rebounds and five assists at VA Tech
- 12 points, four rebounds and five assists at Arizona State
- 12 points, three rebounds and two steals vs. Villanova
- 19 points, six rebounds and four assists vs. Alabama
- 28 points (11-17 FGs), six rebounds and five assists in win over Toledo



## Smith, Game-by-Game

Opp.	S	FG	3-PT	FT	O-D-RE	PF	TP	A	T	B	S	M
The Citadel	N	1-2	0-0	0-0	0-0-0	5	2	3	1	0	0	10
Toledo (n)	N	11-17	1-1	5-8	1-5-6	1	28	5	1	0	0	32
Alabama (n)	Y	7-13	0-2	5-6	3-3-6	2	19	4	2	0	2	37
Villanova (n)	Y	5-12	1-2	1-2	2-1-3	3	12	0	10	1	2	35
at AZ State	Y	6-13	0-2	0-0	1-3-4	2	12	5	5	0	2	37
at VA Tech	Y	2-13	0-3	3-4	1-6-7	4	7	5	2	0	2	32
TX-Pan Am.	Y	6-11	0-0	0-1	3-2-5	2	12	3	3	0	4	30
Coppin State	Y	6-12	0-0	4-5	4-3-7	1	16	2	0	0	0	35
Northern IA	Y	9-15	1-3	1-3	2-4-6	5	20	1	4	0	0	36
IA State	Y	6-15	0-0	4-6	1-1-2	0	16	6	2	0	1	31
at Drake	Y	6-15	1-3	3-5	3-2-5	3	16	0	4	0	1	30
GA State	Y	6-11	0-0	3-4	3-2-5	3	15	5	3	0	2	28
TX Southern	Y	8-15	4-5	5-5	1-2-3	1	25	5	1	0	2	30
Cornell	Y	8-13	0-3	2-4	3-3-6	2	18	4	2	0	1	36
Mich. State	Y	4-9	1-2	1-1	2-2-4	1	10	4	2	1	1	35
at Illinois	Y	4-12	0-2	4-7	1-6-7	3	12	4	3	1	1	39
Minnesota	Y	4-12	0-3	7-7	1-2-3	1	15	3	1	1	1	35
at Indiana	Y	8-17	0-1	1-2	5-1-6	1	17	6	3	0	2	39
at Ohio State	Y	8-19	3-8	2-3	2-2-4	3	21	5	4	0	1	36
Penn State												
Wisconsin												
at Michigan												
Indiana												
at Minnesota												
at Wisconsin												
Northwestern												
at Mich. State												
Purdue												
at Penn State												
Illinois												
Big Ten Tournament												

## Career Bests

- Points:** 28 vs. Toledo, 11/17/06  
**Rebounds:** 7, twice, last vs. Coppin State, 12/2/06  
**FGM:** 11 vs. Toledo, 11/17/06  
**FGA:** 19 at Ohio State, 1/20/07  
**FTM:** 5, three times, last vs. Texas Southern, 12/23/06  
**FTA:** 8 vs. Toledo, 11/17/06  
**Assists:** 6, twice, last at Indiana, 1/16/07  
**Steals:** 4 vs. Texas-Pan American, 12/1/06  
**Blocks:** 1, three times, last at Illinois, 1/10/07  
**Minutes:** 39 at Illinois, 1/10/07

## Career Statistics

YEAR	G/GS	FG-A	PCT	3-PT	PCT	FT-A	PCT	O-D-RB	AVG	PF-DI	AS	TO	BK	ST	PTS	AVG
Fresh.	19/17	115-246	.467	12-40	.300	51-73	.699	39-50-89	4.7	43-2	70	53	4	25	293	15.4

44 -- Cyrus Tate, F, 6-8, 240, Sophomore, Chicago, IL (Northeast, NE CC)

- Three points and four rebounds at Indiana
- Three points, four rebounds and two blocks in win over Minnesota
- Career-high 14 points and nine rebounds in win over Michigan State
- Four points and five rebounds in win over Texas Southern
- Two points and two rebounds in win over Georgia State
- Two points, three rebounds, two assists and two steals in win over Iowa State
- Two points and four rebounds against Northern Iowa
- Six points and a career-high nine rebounds in win over Coppin State
- Six points, three rebounds and two steals in win over Texas-Pan American
- Four points, seven rebounds and two assists at VA Tech
- Four points and five rebounds at Arizona State
- Three points and three rebounds vs. Villanova
- Nine points, seven rebounds and two steals in win over Toledo
- 13 points (6-7 FGs) and three rebounds in win over The Citadel
- 11 points, four rebounds and two blocks in exhibition win over Buena Vista



## Tate, Game-by-Game

Opp.	S	FG	3-PT	FT	O-D-RE	PF	TP	A	T	B	S	M
The Citadel	N	6-7	0-0	1-2	0-3-3	2	13	0	0	0	1	18
Toledo (n)	N	3-5	0-0	3-4	3-4-7	3	9	0	3	1	2	18
Alabama (n)	N	1-3	0-0	0-0	0-2-2	4	2	0	0	0	1	12
Villanova (n)	N	1-1	0-0	1-2	1-2-3	2	3	0	1	0	0	23
at AZ State	N	2-3	0-0	0-1	0-5-5	3	4	0	2	0	1	25
at VA Tech	Y	1-4	0-0	2-2	5-2-7	2	4	2	3	1	0	24
TX-Pan Am.	Y	2-3	0-0	2-2	2-1-3	2	6	1	1	0	2	22
Coppin State	Y	2-8	0-0	2-3	2-7-9	1	6	0	0	0	0	28
Northern IA	Y	1-8	0-0	0-0	2-2-4	4	2	1	1	0	0	26
IA State	N	0-3	0-0	2-2	3-0-3	2	2	2	0	1	2	21
at Drake	N	0-0	0-0	0-0	0-1-1	4	0	1	3	0	1	7
GA State	Y	0-1	0-0	2-3	0-2-2	5	2	0	2	0	0	12
TX Southern	Y	1-2	0-0	5-6	2-3-5	4	7	0	2	0	0	16
Cornell	Y	0-0	0-0	0-0	0-1-1	0	0	1	3	1	0	9
Mich. State	Y	6-7	0-0	2-3	4-5-9	3	14	0	1	0	0	30
at Illinois	Y	0-2	0-0	2-2	2-0-2	5	2	0	2	0	0	14
Minnesota	Y	1-3	0-0	1-2	3-1-4	1	3	0	1	2	0	16
at Indiana	N	1-2	0-0	1-1	1-3-4	2	3	0	2	0	1	11
at Ohio State	N	2-2	0-0	0-0	1-0-1	5	4	1	1	0	0	13
Penn State												
Wisconsin												
at Michigan												
Indiana												
at Minnesota												
at Wisconsin												
Northwestern												
at Mich. State												
Purdue												
at Penn State												
Illinois												
Big Ten Tournament												

## Career Bests

- Points:** 14 vs. Michigan State, 1/4/07  
**Rebounds:** 9 vs. Coppin State, 12/2/06  
**FGM:** 6 vs. The Citadel, 11/13/06  
**FGA:** 8, vs. Coppin State, 12/2/06  
**FTM:** 3 vs. Toledo, 11/17/06  
**FTA:** 5 vs. Toledo, 11/17/06  
**Assists:** 2, twice, last vs. Iowa State, 12/8/06  
**Steals:** 2, three times, last vs. Minnesota, 1/13/07  
**Blocks:** 11, three times, last vs. Iowa State, 12/8/06  
**Minutes:** 30 vs. Michigan State, 1/4/07

## Career Statistics

YEAR	G/GS	FG-A	PCT	3-PT	PCT	FT-A	PCT	O-D-RB	AVG	PF-DI	AS	TO	BK	ST	PTS	AVG
Soph.	19/10	30-64	.469	0-0	.000	26-35	.743	31-44-75	3.9	54-3	9	28	6	10	86	4.5

14 - - Brett Wessels, G, 6-3, 190, Sophomore, Bettendorf, IA (Bettendorf HS)

- One rebound and one steal at Arizona State
- Three points and two rebounds vs. Alabama
- Three points, one rebound and one steal in win over Toledo
- Career-high three assists in win over The Citadel
- Three rebounds, five assists and three steals in exhibition win over Buena Vista
- Seven points, three rebounds and three assists in Black and Gold Blowout
- Joined the program as a walk-on
- Saw action in six games as a true freshman



### Wessels, Game-by-Game

Opp.	S	FG	3-PT	FT	O-D-RE	PF	TP	A	T	B	S	M
The Citadel	N	0-1	0-0	0-0	0-1-1	3	0	3	1	0	1	12
Toledo (n)	N	1-2	1-2	0-0	0-1-1	2	3	0	0	0	1	8
Alabama (n)	N	1-2	1-2	0-0	0-2-2	0	3	0	0	0	0	8
Vilanova (n)	N	0-1	0-0	0-0	0-0-0	2	0	0	0	0	0	7
at AZ State	N	0-0	0-0	0-0	1-0-1	0	0	0	0	0	1	2
at VA Tech	N	0-1	0-1	0-0	0-0-0	0	0	0	0	0	1	2
TX-Pan Am.	N	0-0	0-0	0-0	0-0-0	1	0	0	1	0	0	3
Coppin State												DNP
Northern IA												DNP
IA State	N	0-0	0-0	0-0	0-0-0	0	0	0	0	0	0	2
at Drake	N	0-0	0-0	0-0	0-0-0	0	0	0	0	0	0	1
GA State	N	0-1	0-1	0-0	0-0-0	2	0	0	0	0	0	5
TX Southern	N	0-0	0-0	0-0	0-1-1	0	0	0	1	0	0	2
Cornell	N	0-0	0-0	0-0	0-1-1	0	0	0	1	0	0	1
Mich. State												DNP
at Illinois												DNP
Minnesota												DNP
at Indiana												DNP
at Ohio State												DNP
Penn State												
Wisconsin												
at Michigan												
Indiana												
at Minnesota												
at Wisconsin												
Northwestern												
at Mich. State												
Purdue												
at Penn State												
Illinois												
Big Ten Tournament												

### Career Bests

**Points:** 3, three times, last vs. Alabama, 11/19/06  
**Rebounds:** 2 vs. Alabama, 11/19/06  
**FGM:** 1, three times, last vs. Alabama, 11/19/07  
**FGA:** 2, twice, last vs. Alabama, 11/19/06  
**FTM:**  
**FTA:**  
**Assists:** 3 vs. The Citadel, 11/13/06  
**Steals:** 1, four times, last at Virginia Tech, 11/29/06  
**Blocks:**  
**Minutes:** 12 vs. The Citadel, 11/13/06

### Career Statistics

YEAR	G/GS	FG-A	PCT	3-PT	PCT	FT-A	PCT	O-D-RB	AVG	PF-DI	AS	TO	BK	ST	PTS	AVG
Fresh.	6/0	1-2	.500	1-2	.500	0-0	.000	0-1-1	0.2	2-0	4	1	0	0	3	0.5
Soph.	12/0	2-8	.250	2-6	.333	0-0	.000	1-6-7	0.6	10-0	3	4	0	4	6	0.5
<b>Career</b>	<b>18/0</b>	<b>3-10</b>	<b>.300</b>	<b>3-8</b>	<b>.375</b>	<b>0-0</b>	<b>.000</b>	<b>1-7-8</b>	<b>0.4</b>	<b>12-0</b>	<b>7</b>	<b>5</b>	<b>0</b>	<b>4</b>	<b>9</b>	<b>0.5</b>

**Iowa Hawkeyes**  
**Iowa Hawkeyes Combined Team Statistics (as of Jan 22, 2007)**  
**All games**

<b>RECORD:</b>	<b>OVERALL</b>	<b>HOME</b>	<b>AWAY</b>	<b>NEUTRAL</b>
<b>ALL GAMES.....</b>	<b>(10-9)</b>	<b>(9-1)</b>	<b>(0-6)</b>	<b>(1-2)</b>
<b>CONFERENCE.....</b>	<b>(2-3)</b>	<b>(2-0)</b>	<b>(0-3)</b>	<b>(0-0)</b>
<b>NON-CONFERENCE.....</b>	<b>(8-6)</b>	<b>(7-1)</b>	<b>(0-3)</b>	<b>(1-2)</b>

## Player	GP-GS	Min--Avg	---TOTAL---		---3-PTS---		FT-FTA	Pct	----REBOUNDS----				PF	FO	A	TO	Blk	Stl	Pts	Avg
			FG-FGA	Pct	3FG-FGA	Pct			Off	Def	Tot	Avg								
01 Haluska, Adam.....	19-19	645 33.9	117-280	.418	57-152	.375	90-101	.891	11	67	78	4.1	32	0	47	36	6	26	381	20.1
34 Smith, Tyler.....	19-17	623 32.8	115-246	.467	12-40	.300	51-73	.699	39	50	89	4.7	43	2	70	53	4	25	293	15.4
11 Freeman, Tony.....	19-8	468 24.6	46-113	.407	22-61	.361	17-24	.708	5	44	49	2.6	27	0	74	39	0	18	131	6.9
53 Gorney, Seth.....	19-15	378 19.9	52-93	.559	0-1	.000	13-16	.813	26	48	74	3.9	42	0	13	11	3	11	117	6.2
24 Johnson, Justin....	19-7	422 22.2	36-101	.356	31-68	.456	12-14	.857	12	43	55	2.9	18	0	23	23	8	9	115	6.1
35 Henderson, Mike....	12-8	302 25.2	23-51	.451	0-1	.000	17-24	.708	3	18	21	1.8	18	0	34	39	0	12	63	5.3
44 Tate, Cyrus.....	19-10	345 18.2	30-64	.469	0-0	.000	26-35	.743	31	44	75	3.9	54	3	9	28	6	10	86	4.5
52 Looby, Kurt.....	19-9	352 18.5	27-55	.491	0-0	.000	24-38	.632	34	58	92	4.8	58	2	8	10	33	13	78	4.1
04 Angle, J.R.....	19-2	171 9.0	15-34	.441	3-8	.375	6-6	1.000	9	15	24	1.3	26	0	4	7	0	5	39	2.1
14 Wessels, Brett....	12-0	53 4.4	2-8	.250	2-6	.333	0-0	.000	1	6	7	0.6	10	0	3	4	0	4	6	0.5
03 Adams, Drew.....	5-0	9 1.8	1-3	.333	0-0	.000	0-0	.000	1	1	2	0.4	1	0	1	1	0	0	2	0.4
0 Crawford, Josh....	8-0	19 2.4	1-5	.200	0-0	.000	0-1	.000	2	3	5	0.6	3	0	1	0	1	0	2	0.3
15 Bohall, Dan.....	7-0	14 2.0	0-4	.000	0-1	.000	0-2	.000	0	0	0	0.0	3	0	0	0	0	1	0	0.0
TEAM.....									30	27	57	3.0	0		5					
Total.....	19	3801	465-1057	.440	127-338	.376	256-334	.766	204	424	628	33.1	335	8	287	256	61	134	1313	69.1
Opponents.....	19	3799	446-1032	.432	126-359	.351	209-321	.651	229	430	659	34.7	337	-	252	306	62	111	1227	64.6

TEAM STATISTICS	IOWA	OPP	DATE	OPPONENT	W/L	SCORE	ATTEND
SCORING.....	1313	1227	11/13/06	THE CITADEL	W	75-53	9120
Points per game.....	69.1	64.6	#11/17/06	vs Toledo	W	78-65	2468
Scoring margin.....	+4.5	-	#11/19/06	vs Alabama	L	60-72	2451
FIELD GOALS-ATT.....	465-1057	446-1032	#11/20/06	vs Villanova	L	60-89	3032
Field goal pct.....	.440	.432	11/25/06	at Arizona State	L	64-67	10115
3 POINT FG-ATT.....	127-338	126-359	11/29/06	at Virginia Tech	L	65-69	9847
3-point FG pct.....	.376	.351	+12/01/06	TEXAS-PAN AMERICAN	W	62-46	10113
3-pt FG made per game..	6.7	6.6	+12/02/06	COPPIN STATE	W	83-67	10844
FREE THROWS-ATT.....	256-334	209-321	12/05/06	NORTHERN IOWA	L	55-57	11047
Free throw pct.....	.766	.651	12/08/06	IOWA STATE	W	77-59	14577
REBOUNDS.....	628	659	12/16/06	at Drake	L	59-75	7268
Rebounds per game.....	33.1	34.7	12/20/06	GEORGIA STATE	W	101-59	9024
Rebounding margin.....	-1.6	-	12/23/06	TEXAS SOUTHERN	W	90-63	10350
ASSISTS.....	287	252	12/30/06	CORNELL	W	65-50	10990
Assists per game.....	15.1	13.3	*01/04/07	MICHIGAN STATE	W	62-60	11469
TURNOVERS.....	256	306	*01/10/07	at Illinois	L	70-74	16618
Turnovers per game....	13.5	16.1	*01/13/07	MINNESOTA	W	60-49	15500
Turnover margin.....	+2.6	-	*01/16/07	at Indiana	L	64-71	17240
Assist/turnover ratio..	1.1	0.8	*01/20/07	at Ohio State	L	63-82	18963
STEALS.....	134	111					
Steals per game.....	7.1	5.8	# - -	Paradise Jam, St. Thomas, Virgin Islands			
BLOCKS.....	61	62	+ - -	Hawkeye Challenge, Iowa City, IA			
Blocks per game.....	3.2	3.3	* - -	Big Ten Conference Game			
WINNING STREAK.....	0	-					
Home win streak.....	6	-					
ATTENDANCE.....	113034	88002					
Home games-Avg/Game....	10-11303	6-13342					
Neutral site-Avg/Game..	-	3-2650					

SCORE BY PERIODS:	1st	2nd	Total
Iowa Hawkeyes.....	598	715	- 1313
Opponents.....	531	696	- 1227

**Iowa Hawkeyes**  
**Iowa Hawkeyes Combined Team Statistics (as of Jan 22, 2007)**  
**Conference games**

<b>RECORD:</b>	<b>OVERALL</b>	<b>HOME</b>	<b>AWAY</b>	<b>NEUTRAL</b>
<b>ALL GAMES.....</b>	<b>(2-3)</b>	<b>(2-0)</b>	<b>(0-3)</b>	<b>(0-0)</b>
<b>CONFERENCE.....</b>	<b>(2-3)</b>	<b>(2-0)</b>	<b>(0-3)</b>	<b>(0-0)</b>
<b>NON-CONFERENCE.....</b>	<b>(0-0)</b>	<b>(0-0)</b>	<b>(0-0)</b>	<b>(0-0)</b>

## Player	GP-GS	Min--Avg	---TOTAL---		---3-PTS---		FT-FTA		----REBOUNDS----				PF	FO	A	TO	Blk	Stl	Pts	Avg
			FG-FGA	Pct	3FG-FGA	Pct	Pct	Off	Def	Tot	Avg									
01 Haluska, Adam.....	5-5	181 36.2	28-74	.378	12-38	.316	31-36	.861	2	17	19	3.8	7	0	7	9	1	5	99	19.8
34 Smith, Tyler.....	5-5	184 36.8	28-69	.406	4-16	.250	15-20	.750	11	13	24	4.8	9	0	22	13	3	6	75	15.0
53 Gorney, Seth.....	5-5	92 18.4	13-26	.500	0-0	.000	5-7	.714	7	13	20	4.0	10	0	1	2	1	0	31	6.2
35 Henderson, Mike....	5-5	152 30.4	11-22	.500	0-1	.000	7-11	.636	1	11	12	2.4	9	0	7	15	0	4	29	5.8
44 Tate, Cyrus.....	5-3	84 16.8	10-16	.625	0-0	.000	6-8	.750	11	9	20	4.0	16	2	1	7	2	1	26	5.2
11 Freeman, Tony.....	5-1	102 20.4	8-18	.444	2-8	.250	3-5	.600	0	14	14	2.8	7	0	13	5	0	4	21	4.2
24 Johnson, Justin....	5-1	102 20.4	5-17	.294	4-9	.444	4-6	.667	2	12	14	2.8	3	0	4	3	1	2	18	3.6
52 Looby, Kurt.....	5-0	81 16.2	6-9	.667	0-0	.000	4-6	.667	9	9	18	3.6	17	1	1	1	3	1	16	3.2
04 Angle, J.R.....	5-0	23 4.6	2-8	.250	0-1	.000	0-0	.000	1	0	1	0.2	2	0	0	0	0	0	4	0.8
TEAM.....									6	4	10	2.0	0			2				
Total.....	5	1001	111-259	.429	22-73	.301	75-99	.758	50	102	152	30.4	80	3	56	57	11	23	319	63.8
Opponents.....	5	999	126-274	.460	31-100	.310	53-74	.716	58	111	169	33.8	86	-	71	61	15	22	336	67.2

TEAM STATISTICS	IOWA	OPP	DATE	OPPONENT	W/L	SCORE	ATTEND
SCORING.....	319	336	*01/04/07	MICHIGAN STATE	W	62-60	11469
Points per game.....	63.8	67.2	*01/10/07	at Illinois	L	70-74	16618
Scoring margin.....	-3.4	-	*01/13/07	MINNESOTA	W	60-49	15500
FIELD GOALS-ATT.....	111-259	126-274	*01/16/07	at Indiana	L	64-71	17240
Field goal pct.....	.429	.460	*01/20/07	at Ohio State	L	63-82	18963
3 POINT FG-ATT.....	22-73	31-100					
3-point FG pct.....	.301	.310	# - -	Paradise Jam, St. Thomas, Virgin Islands			
3-pt FG made per game..	4.4	6.2	+ - -	Hawkeye Challenge, Iowa City, IA			
FREE THROWS-ATT.....	75-99	53-74	* - -	Big Ten Conference Game			
Free throw pct.....	.758	.716					
REBOUNDS.....	152	169					
Rebounds per game.....	30.4	33.8					
Rebounding margin.....	-3.4	-					
ASSISTS.....	56	71					
Assists per game.....	11.2	14.2					
TURNOVERS.....	57	61					
Turnovers per game....	11.4	12.2					
Turnover margin.....	+0.8	-					
Assist/turnover ratio..	1.0	1.2					
STEALS.....	23	22					
Steals per game.....	4.6	4.4					
BLOCKS.....	11	15					
Blocks per game.....	2.2	3.0					
WINNING STREAK.....	0	-					
Home win streak.....	2	-					
ATTENDANCE.....	26969	52821					
Home games-Avg/Game...	2-13484	3-17607					
Neutral site-Avg/Game..	-	0-0					

SCORE BY PERIODS:	1st	2nd	Total
Iowa Hawkeyes.....	128	191	- 319
Opponents.....	139	197	- 336

January 24, 2007

Game-By-Game Results

Includes 19 Games

Overall: 10-9; Big Ten: 2-3; Home: 9-1; Away: 0-6; Neutral: 1-2

Date	Opponent	Result	Attend.	Top Scorer	Top Rebounder
Nov. 13	The Citadel (n)	W, 75-53	9,120	Adam Haluska, 29	Kurt Looby, 14
% Nov. 17	Toledo (n)	W, 78-65	2,468	Tyler Smith, 28	Kurt Looby, 9
% Nov. 19	Alabama (n)	L, 60-72	2,451	Tyler Smith, 19	Tyler Smith, 6
% Nov. 20	Villanova (n)	L, 60-89	3,032	Adam Haluska, 18	Kurt Looby, 7
Nov. 25	at Arizona State	L, 64-67	10,115	Adam Haluska, 24	Cyrus Tate, 5
Nov. 29	at Virginia Tech	L, 65-69	9,847	Adam Haluska, 24	Smith/Tate, 7
+ Dec. 1	Texas-Pan American	W, 62-46	10,113	Justin Johnson, 14	Smith/Johnson/Angle, 5
+ Dec. 2	Coppin State	W, 83-67	10,844	Adam Haluska, 31	Tate/Haluska, 9
Dec. 5	Northern Iowa	L, 55-57	11,047	Tyler Smith, 20	Seth Gorney, 9
Dec. 8	Iowa State	W, 77-59	14,577	Adam Haluska, 18	Kurt Looby, 6
Dec. 16	at Drake	L, 59-75	7,268	Adam Haluska, 21	Adam Haluska, 7
Dec. 20	Georgia State	W, 101-59	9,024	Adam Haluska, 36	Kurt Looby, 12
Dec. 23	Texas Southern	W, 90-63	10,350	Tyler Smith, 25	Kurt Looby, 6
Dec. 30	Cornell	W, 65-50	10,990	Adam Haluska, 29	Smith/Johnson, 6
* Jan. 4	Michigan State	W, 62-60	11,469	Adam Haluska, 16	Cyrus Tate, 9
* Jan. 10	at Illinois	L, 70-74	16,618	Adam Haluska, 25	Tyler Smith, 7
* Jan. 13	Minnesota	W, 60-49	15,500	Adam Haluska, 22	Tony Freeman, 9
* Jan. 16	at Indiana	L, 64-71	17,240	Adam Haluska, 21	Tyler Smith, 6
* Jan. 20	at Ohio State	L, 63-82	18,963	Tyler Smith, 21	Kurt Looby, 5
* Jan. 24	Penn State				
* Jan. 28	Wisconsin				
* Jan. 31	at Michigan				
* Feb. 3	Indiana				
* Feb. 7	at Minnesota				
* Feb. 10	at Wisconsin				
* Feb. 14	Northwestern				
* Feb. 17	at Michigan State				
* Feb. 21	Purdue				
* F. 27/28	at Penn State				
* Mar. 3	Illinois				
Mar. 8-11	Big Ten Tournament				

% - - Paradise Jam, St. Thomas, Virgin Islands

+ - - Hawkeye Challenge, Iowa City, IA

\* - - Big Ten Conference Game

Attendance Summary	Games	Totals	Average
Home	10	113,034	11,303
Away	6	80,051	13,342
Neutral	3	7,951	2,650
<b>Totals</b>	<b>19</b>	<b>201,036</b>	<b>10,581</b>





**January 24, 2007****Season & Career Bests****Includes 19 Games****Season Bests**

<b>Player</b>	<b>Points</b>	<b>Rebounds</b>	<b>Assists</b>	<b>Blocks</b>	<b>Steals</b>
Drew Adams	2, Citadel	1, Citadel/GA St.	1, TX Southern	---	---
J.R. Angle	8, Coppin State	5, TX-Pan AM	1, four times	---	2, Georgia State
Dan Bohall	---	---	---	---	1, Citadel
Josh Crawford	2, Georgia State	1, five times	1, Villanova	1, TX Southern	---
Tony Freeman	16, Alabama	9, Minnesota	11, Citadel	---	3, IA State/Mich St
Seth Gorney	12, at Indiana	9, Northern IA	3, Alabama	1, three times	3, Citadel
Adam Haluska	36, Georgia State	9, Coppin State	9, Coppin State	2, Iowa State	4, Cornell
Mike Henderson	9, TX Southern	4, four times	9, GA St./TX Sou.	---	3, TX Southern
Justin Johnson	14, Texas Pan Amer.	8, Minnesota	4, three times	3, Cornell	2, Copp. St./TX So.
Kurt Looby	13, Toledo/Villanova	14, Citadel	2, three times	5, Cornell	2, three times
Tyler Smith	28, Toledo	7, three times	6, Iowa St./at IND	1, three times	4, TX-Pan American
Cyrus Tate	14, Mich. St.	9, Copp St./Mich. St.	2 at VA Tech/ IA St.	2, Minnesota	2, three times
Brett Wessels	3, Toledo/Alabama	2, Alabama	3, Citadel	---	1, four times

**Career Bests**

<b>Player</b>	<b>Points</b>	<b>Rebounds</b>	<b>Assists</b>
Drew Adams	2, Citadel	1, Citadel/Georgia State	1, TX Southern
J.R. Angle	8, Coppin State	5, Texas Pan American	1, five times, last vs. Cornell
Dan Bohall			
Josh Crawford	2, Georgia State	1, five times, last vs. TX Southern	1, Villanova
Tony Freeman	16, Alabama	9, Minnesota	11 vs. Citadel
Seth Gorney	12, at Indiana	9 vs. Northern Iowa	3 vs. Alabama
Adam Haluska	36, Georgia State	11 vs. ARK-Pine Bluff, '03	9, Coppin State
Mike Henderson	17, Michigan St., '05	8 vs. Drake/Illinois, '06	9, Georgia State/TX Southern
Justin Johnson	14, Texas Pan American	8, Minnesota	4 at Arizona State
Kurt Looby	13, Toledo/Villanova	14 vs. Citadel	3, three times
Tyler Smith	28, Toledo	7 at VA Tech/Coppin State/at Illinois	6 vs. Iowa State/at Indiana
Cyrus Tate	14, Mich. St.	9 Copp St./Mich. St.	2 at VA Tech
Brett Wessels	3, three times, last vs. Alabama	2 vs. Alabama	3 vs. Citadel

**NOTE: Career bests occurred in 2006-07 unless otherwise noted.**

January 24, 2007

Individual Points/Rebounds

Includes 19 Games

	A D A M S	A N G L E	B O H A L L	C R A W F O R D	F R E E M A N	G O R D E N Y	H A L L U S K A	H E N D E R S O N	J O H N S O N	L O O B Y	S M I T H	T A T E	W E S T L E S
The Citadel	2-1	2-2	0-0	0-0	7#6	10#2	29#5	INJ	6#3	4#14	2-0	13-3	0-1
% Toledo (n)	DNP	0-1	DNP	DNP	2#8	10#5	10#5	INJ	3#2	13#9	28-6	9-7	3-1
% Alabama (n)	DNP	0-3	0-0	0-1	16#4	10#2	4#4	INJ	6-2	0#2	19#6	2-2	3-2
% Villanova (n)	0-0	5-0	0-0	0-1	7#1	2#1	18#4	INJ	0-1	13#7	12#3	3-3	0-0
at Arizona State	DNP	5-1	DNP	DNP	3#0	2#3	24#4	INJ	8-2	6#2	12#4	4-5	0-1
at Virginia Tech	DNP	0-1	DNP	DNP	11-2	4-5	24#2	INJ	9#6	6#4	7#7	4#7	0-0
+ Texas-Pan American	DNP	0-5	0-0	0-0	10-1	8-4	8#4	DNP	14#5	4#2	12#5	6#3	0-0
+ Coppin State	DNP	8-2	DNP	DNP	6-2	2-3	31#9	1-0	13#5	0#1	16#7	6#9	DNP
Northern Iowa	DNP	2-0	DNP	DNP	11-4	8-9	9#3	0-0	3#0	0#4	20#6	2#4	DNP
Iowa State	0-0	5#2	0-0	0-0	11#2	6#4	18#4	8-0	6-1	5-6	16#2	2-3	0-0
at Drake	DNP	0#1	DNP	0-0	4#1	2#5	21#7	2-0	12-0	2-0	16#5	0-1	0-0
Georgia State	0-1	4-2	0-0	2-1	12-3	8#5	36#1	8#4	8-6	6-12	15#5	2#2	0-0
Texas Southern	0-0	2-2	0-0	0-1	4-1	10#3	21#4	9#9	9-2	3-6	25#3	7#5	0-1
Cornell	DNP	2-1	DNP	DNP	6-0	4#3	29#3	6#1	0-6	0-5	18#6	0#1	0-1
* Mich. State	DNP	4-0	DNP	DNP	3-1	3#3	16#5	5#0	0-1	7-3	10#4	14#9	DNP
* at Illinois	DNP	0-0	DNP	DNP	5-1	6#4	25#2	4#3	11-2	5-3	12#7	2#2	DNP
* Minnesota	DNP	0-0	DNP	DNP	7-9	6#4	22#4	7#1	0-8	0-4	15#3	3#4	DNP
* at Indiana	DNP	0-1	DNP	DNP	0-1	12#5	21#4	5#4	4#2	2-3	17#6	3-4	DNP
* at Ohio State	DNP	0-0	DNP	DNP	6#2	4#4	15#4	8#4	3-1	2-5	21#4	4-1	DNP
* Penn State													
* Wisconsin													
* at Michigan													
* Indiana													
* at Minnesota													
* at Wisconsin													
* Northwestern													
* at Mich. State													
* Purdue													
* at Penn State													
* Illinois													

% -- Paradise Jam, St. Thomas, Virgin Islands

+ -- Hawkeye Challenge, Iowa City, IA

\* -- Big Ten Conference Game

# -- Denotes starting line-up

---

*January 24, 2007**The Last Time . . .**Includes 19 Games*

---

**The Last Time a Player . . .*****Had 30 or more points***

Iowa - - 36, Adam Haluska, vs. Georgia State, 12/20/06  
Opponent - - 32, Vedran Vukusic, Northwestern, 1/26/05

***Made at least 90% of his FGA (10 att.)***

Iowa - - .909 (9-10), Luke Recker vs. Purdue, 3/07/02  
Opponent - - .923 (12-13), Greg Oden, Ohio State, 1/20/07

***Made 100% of his FTA (10 att.)***

Iowa - - 1.000 (11-11), Luke Recker vs. Minnesota, 2/09/02  
Opponent - - 1.000 (10-10), Vincent Grier, Minnesota, 2/18/06

***Had 15 or more rebounds***

Iowa - - 23, Greg Brunner vs. Minnesota, 1/18/06  
Opponent - - 17, Marco Killingsworth, Indiana, 2/11/06

***Had 10 or more assists***

Iowa - - 10, Jeff Horner vs. Ohio State (Big Ten Tournament), 3/12/06  
Opponent - - 10, Mike Conley, Jr., Ohio State, 1/20/07

***Had 5 or more blocks***

Iowa - - 5, Kurt Looby vs. Cornell, 12/30/06  
Opponent - - 5, Lewis Witcher, Virginia Tech, 11/29/06

***Had 5 or more steals***

Iowa - - 5, Jeff Horner vs. Minnesota (Big Ten Tournament), 3/10/06  
Opponent - - 5, Vedran Vukusic, Northwestern, 2/12/05

**The Last Time A Team . . .*****Scored 100 or more points***

Iowa - - 101, vs. Georgia State, 12/20/06  
Opponent - - 106, North Carolina, 11/24/04

***Scored 40 or fewer points***

Iowa - - 39 vs. Indiana, 1/10/49  
Opponent - - 38, Penn State, 3/1/06

***Won an overtime game***

Iowa - - 76-72 (3OT) vs. Minnesota, 1/18/06  
Opponent - - 63-67 (1 OT), at Northern Iowa, 12/6/05

***Made at least 60% of its FGA (20 att.)***

Iowa - - .653 (32-44) vs. Michigan, 2/4/06  
Opponent - - .615 (24-39), Wisconsin, 3/5/99

***Made at least 50% of its 3-pt. FGA (8 att.)***

Iowa - - .538 (7-13), at Illinois, 1/10/07  
Opponent - - .500 (4-8), Virginia Tech, 11/29/06

***Made at least 90% of its FTA (10 att.)***

\*Iowa - - 1.000 (20-20) vs. Western Illinois, 11/19/04  
Opponents - - .900 (9-10), Robert Morris, 12/22/05

\* - - School Record

**January 24, 2007****Season Highs & Lows****Includes 19 Games****Individual Highs**

<b>Points:</b>	36	Adam Haluska vs. Georgia State
<b>Field Goals:</b>	13 (19 att.)	Adam Haluska vs. Georgia State
<b>Field Goal Attempts:</b>	19 (13 made)	Adam Haluska vs. GA State; (8 made), Tyler Smith vs. Ohio St.
<b>Field Goal Percentage (8 att.):</b>	.769 (10-13)	Adam Haluska vs. Cornell
<b>3-pt. Field Goals:</b>	6	Adam Haluska vs. Citadel (14 att.); vs. Coppin State (12 att.); vs. Georgia State (11 att.); vs. Cornell (9 att.)
<b>3-pt. Field Goal Attempts:</b>	14 (6 made)	Adam Haluska vs. The Citadel
<b>3-pt. Field Goal Percentage (4 att.):</b>	.800 (4-5)	Justin Johnson at Drake; Tyler Smith vs. Texas Southern
<b>Free Throws:</b>	12 (13 att.)	Adam Haluska at Illinois
<b>Free Throw Attempts:</b>	13 (12 made)	Adam Haluska at Illinois
<b>Free Throw Percentage (7 att):</b>	1.000 (7-7)	Adam Haluska vs. The Citadel; Tyler Smith vs. Minnesota
<b>Rebounds:</b>	14	Kurt Looby vs. The Citadel
<b>Assists:</b>	11	Tony Freeman vs. The Citadel
<b>Blocked Shots:</b>	5	Kurt Looby vs. Cornell
<b>Steals:</b>	4	Tyler Smith vs. Texas Pan Amer.; Adam Haluska vs. Cornell

**Team Highs****Iowa**

101 vs. Georgia State  
36 (68 att.) vs. Georgia State  
68 (36 made) vs. Georgia State  
.556 (25-45) vs. Cornell  
11 (21 att.) vs. Georgia State  
30 (7 made) vs. Alabama  
.750 (6-8) vs. Iowa State  
33 (37 att.) vs. Texas Southern  
37 (33 made) vs. Texas Southern  
.892 (33-37) vs. Texas Southern  
51 vs. Toledo  
26 vs. Georgia State  
10 vs. Cornell  
14 vs. Texas Pan American  
22 vs. Villanova  
25 at Virginia Tech & at Drake

**Points**  
**Field Goals**  
**FG Attempts**  
**FG Percentage**  
**3-pt. Field Goals**  
**3-pt. FG Attempts**  
**3-pt. FG Percentage**  
**Free Throws**  
**FT Attempts**  
**FT Percentage**  
**Rebounds**  
**Assists**  
**Blocked Shots**  
**Steals**  
**Turnovers**  
**Fouls**

**Opponent**

89 by Villanova  
30 (57 att.) by Villanova  
64 (24 made) by Toledo  
.585 (31-53) by Ohio State  
14 (27 att.) by Villanova  
27 (14 made) by Villanova  
.625 (10-16) by Arizona State  
21 (29 att.) by Northern Iowa  
33 (17 made) by Virginia Tech  
.824 (14-17) by Ohio State  
44 by Northern Iowa  
19 by Arizona State  
8 by Northern Iowa  
10 by Toledo  
26 by Iowa State  
28 by Texas Southern

**Team Lows****Iowa**

55 vs. Northern Iowa  
18 (53 att.) vs. Minnesota  
45 (25 made) vs. Cornell  
.340 (18-53) vs. Minnesota  
2 (17 att) vs Minnesota; (10 att.) at Indiana  
8 (6 made) vs. Iowa State  
.118 (2-17) vs. Minnesota  
2 (6 att.) at Ohio State  
5 (4 made) vs. Arizona State  
.333 (2-6) at Ohio State  
23 at Drake  
6 vs. Minnesota  
0 vs. Northern Iowa & at Ohio State  
2 vs. Minnesota  
7 vs. Michigan State & Minnesota  
8 vs. Cornell

**Points**  
**Field Goals**  
**FG Attempts**  
**FG Percentage**  
**3-pt. Field Goals**  
**3-pt. FG Attempts**  
**3-pt. FG Percentage**  
**Free Throws**  
**FT Attempts**  
**FT Percentage**  
**Rebounds**  
**Assists**  
**Blocked Shots**  
**Steals**  
**Turnovers**  
**Fouls**

**Opponent**

46 by Texas Pan American  
17 (48 att.) by Northern Iowa  
45 (19 made) by Texas-Pan Amer.  
.339 by Citadel (19-56) & Minn. (20-59)  
2 (9 att.) by Northern Iowa  
8 (4 made) by Virginia Tech  
.222 (2-9) by Northern Iowa  
2 (4 att.) by Cornell  
4 (3 made) by Arizona State; (2 made) Cornell  
.400 (4-10) by Texas Pan America  
27 by Ohio State  
7 by The Citadel  
0 by Texas-Pan Amer.  
3 by Northern Iowa & Michigan State  
8 by Virginia Tech  
11 by Alabama & Cornell

January 24, 2007

Iowa's Record When . . .

Includes 19 Games

When playing at home:	9-1	When leading at the half:	10-3	When wearing White:	7-2
When playing on the road:	0-6	When trailing at the half:	0-6	When wearing Black:	0-7
When playing on a neutral court:	1-2	When tied at the half:	0-0	When wearing Gold:	3-0
When Iowa scores 100 points or more:	1-0	Iowa field goal percentage at home:	253-565	.448	
When Iowa scores 90-99 points:	1-0	Iowa field goal percentage on road:	212-492	.431	
When Iowa scores 80-89 points:	1-0	Iowa 3-point percentage at home:	68-171	.398	
When Iowa scores 70-79 points:	3-1	Iowa 3-point percentage on road:	59-167	.353	
When Iowa scores under 70 points:	4-8	Iowa free throw percentage at home:	156-199	.784	
		Iowa free throw percentage on road:	100-135	.741	
When opponent scores 100 points or more:	0-0	On Sunday:	0-1		
When opponent scores 90-99 points:	0-0	On Monday:	1-1		
When opponent scores 80-89 points:	0-2	On Tuesday:	0-2		
When opponent scores 70-79 points:	0-4	On Wednesday:	1-2		
When opponent scores 60-69 points:	4-2	On Thursday:	1-0		
When opponent scores fewer than 60 points:	6-1	On Friday:	3-0		
		On Saturday:	4-3		
When Iowa shoots at least 50% from the field:	2-0	On CBS:	0-0		
When Iowa shoots less than 50% from the field:	8-9	On ESPN:	0-1		
When opponent shoots at least 50% from the field:	0-6	On ESPN2:	1-0		
When opponent shoots less than 50% from the field:	10-3	On ESPN Plus:	8-3		
When Iowa has higher FG% than opponent:	10-0	On ESPNU:	0-2		
When opponent has higher FG%:	0-9	On Fox Sports:	0-3		
When FG% is equal:	0-0	On Opponent Network:	0-0		
When Iowa outrebounds opponent:	5-2	No Television:	1-0		
When opponent has more rebounds:	5-6				
When rebounds are equal:	0-1	Most Points, First Half:	49 vs. GA St./TX Sou.		
		Fewest Points, First Half:	17 at Indiana		
When Iowa shoots at least 80% from the line:	3-2	Most Points Allowed, First Half:	41 vs. Villanova		
When Iowa shoots less than 80% from the line:	7-7	Fewest Points Allowed, First Half:	16 vs. Minnesota		
When opponent shoots at least 80% from the line:	0-1	Most Points, Second Half:	52 vs. Georgia State		
When opponent shoots less than 80% from the line:	10-8	Fewest Points, Second Half:	27 vs. Northern Iowa		
When Iowa shoots more free throws than opponent:	8-3	Most Points Allowed, Second Half:	48 vs. Villanova		
When opponent shoots more free throws:	1-6	Fewest Points Allowed, Second Half:	23 vs. Texas Pan Amer.		
When free throws attempts are equal:	1-0	Largest Halftime Advantage:	22 vs. Texas Southern		
When Iowa has higher FT% than opponent:	9-5	Largest Halftime Deficit:	17 vs. Villanova		
When opponent has higher FT%:	1-4				
When FT% is equal:	0-0				
When Iowa shoots at least 50% from three-point range:	2-1				
When Iowa shoots less than 50% from three-point range:	8-8				
When opponent shoots at least 50% from three-point range:	0-3				
When opponent shoots less than 50% from three-point range:	10-6				
When Iowa has a higher three-point FG% than opponent:	6-3				
When opponent has a higher three-point FG%:	4-6				
When three-point FG% is equal:	0-0				
When Iowa has more assists than opponent:	7-2				
When opponent has more assists:	2-7				
When assists are equal:	1-0				
When Iowa has fewer turnovers than opponent:	9-4				
When opponent has fewer turnovers:	1-5				
When turnovers are equal:	0-0				
When Iowa has more steals than opponent:	6-4				
When opponent has more steals:	2-5				
When steals are equal:	2-0				

January 24, 2007

Iowa Under Steve Alford . . .

Includes 19 Games

When playing at home:	95-26	When leading at the half:	111-28	When wearing White:	71-21
When playing on the road:	26-58	When trailing at the half:	32-68	When wearing Black:	30-59
When playing on a neutral court:	24-17	When tied at the half:	2-5	When wearing Gold:	44-21
When Iowa scores 100 points or more:	3-0	Iowa field goal percentage at home:	2,893-6,565		.441
When Iowa scores 90-99 points:	7-2	Iowa field goal percentage on road:	2,853-6,634		.430
When Iowa scores 80-89 points:	32-5	Iowa 3-point percentage at home:	643-1,949		.330
When Iowa scores 70-79 points:	56-19	Iowa 3-point percentage on road:	735-2,118		.347
When Iowa scores under 70 points:	47-75	Iowa free throw percentage at home:	2,090-2,983		.701
		Iowa free throw percentage on road:	1,953-2,794		.699
When opponent scores 100 points or more:	0-1	On Sunday:	8-4		
When opponent scores 90-99 points:	1-6	On Monday:	5-4		
When opponent scores 80-89 points:	5-23	On Tuesday:	25-14		
When opponent scores 70-79 points:	25-44	On Wednesday:	20-29		
When opponent scores 60-69 points:	55-20	On Thursday:	11-5		
When opponent scores fewer than 60 points:	59-7	On Friday:	20-7		
		On Saturday:	56-38		
When Iowa shoots at least 50% from the field:	41-6	On CBS:	7-7		
When Iowa shoots less than 50% from the field:	104-95	On ESPN:	15-22		
When opponent shoots at least 50% from the field:	6-34	On ESPN2:	12-5		
When opponent shoots less than 50% from the field:	139-67	On ESPN Plus:	102-57		
When Iowa has higher FG% than opponent:	122-19	On ESPNU:	0-2		
When opponent has higher FG%:	22-80	On Fox Sports:	0-3		
When FG% is equal:	1-2	On Opponent Network:	6-5		
When Iowa outrebounds opponent:	96-49	No Television:	3-0		
When opponent has more rebounds:	41-50				
When rebounds are equal:	8-2				
When Iowa shoots at least 80% from the line:	20-16	Most Points, First Half:	56 vs. UNC-A, 11/23/03		
When Iowa shoots less than 80% from the line:	125-85	Fewest Points, First Half:	16 at Mich. St., 3/5/03		
When opponent shoots at least 80% from the line:	22-16	Most Points Allowed, First Half:	59 by N. Car., 11/24/04		
When opponent shoots less than 80% from the line:	123-85	Fewest Points Allowed, First Half:	12 by ASU, 12/17/05		
When Iowa shoots more free throws than opponent:	121-44	Most Points, Second Half:	56 vs. W. Car., 12/18/04		
When opponent shoots more free throws:	21-56	Fewest Points, Second Half:	20 at Wisconsin, 1/5/06		
When free throws attempts are equal:	3-1	Most Points Allowed, Second Half:	56, twice (MSU/KSU)		
When Iowa has higher FT% than opponent:	89-41	Fewest Points Allowed, Second Half:	19 by Liberty, 12/22/02		
When opponent has higher FT%:	55-59	Largest Halftime Advantage:	27 at Penn State, 2/26/05		
When FT% is equal:	1-1	Largest Halftime Deficit:	33 at Mich. St., 3/5/03		
When Iowa shoots at least 50% from three-point range:	30-7				
When Iowa shoots less than 50% from three-point range:	115-94				
When opponent shoots at least 50% from three-point range:	5-17				
When opponent shoots less than 50% from three-point range:	140-84				
When Iowa has a higher three-point FG% than opponent:	94-25				
When opponent has a higher three-point FG%:	50-74				
When three-point FG% is equal:	1-2				
When Iowa has more assists than opponent:	98-17				
When opponent has more assists:	39-81				
When assists are equal:	8-3				
When Iowa has fewer turnovers than opponent:	85-25				
When opponent has fewer turnovers:	52-68				
When turnovers are equal:	8-8				
When Iowa has more steals than opponent:	74-34				
When opponent has more steals:	61-59				
When steals are equal:	10-8				

## 2006-07 Game Summaries

(1) IOWA 75, THE CITADEL 53  
November 13, 2006, Carver-Hawkeye Arena, Iowa City, IA

Senior guard Adam Haluska matched a career-high with 29 points in leading Iowa to a 75-53 season-opening win over The Citadel in Iowa City. Haluska connected on 8-16 field goal attempts, including 6-14 treys, and added 7-7 free throws. He also had five rebounds and six assists.

The win marked Iowa's 29th straight win in a season opening game and extended Iowa's home court winning streak to 19 games.

Sophomore Cyrus Tate, in his first game at Iowa, came off the bench to add 13 points on 6-7 field goals. Junior center Seth Gorney added 10 points and three steals and junior forward Kurt Looby, also in his first game as a Hawkeye, led both teams with 14 rebounds and collected three blocked shots. Sophomore point guard Tony Freeman had 11 assists, seven points and six rebounds.

Iowa started strong at both ends of the floor. The Hawkeyes shot 50% from the field in the opening half, while allowing The Citadel to shoot just 29.6%. Iowa built a 42-22 halftime advantage and was never threatened in the second half.

Iowa shot 49.1% from the field and 37.5% from three-point range, while holding The Citadel to 33.9% shooting. Iowa won the rebounding battle 40-33 and had 25 assists.

### THE CITADEL -- 53

Name	FG	3-PT	FT	RB	PF	TP	A	TO	BK	S	MN
Everhart	1-6	0-3	1-3	12	4	3	1	2	0	1	36
Nelson	2-11	0-0	0-0	6	3	4	0	3	0	0	17
Diasparra	1-2	1-1	0-0	0	1	3	0	2	0	1	15
McLendon	0-3	0-2	0-0	2	1	0	0	0	0	0	13
Hammack	2-9	0-6	4-5	1	2	8	1	3	2	3	31
Valulis	5-9	3-4	2-2	2	1	15	0	1	0	1	26
Brick	5-7	1-2	0-0	2	2	11	3	2	0	1	28
Streeter	0-2	0-0	0-0	1	0	0	0	0	1	0	13
Schiavoni	1-4	1-3	1-2	3	0	4	0	0	0	0	5
Thompson	2-3	0-1	0-1	0	3	4	2	1	0	1	14
Smith	0-0	0-0	1-2	1	0	1	0	0	0	0	2
Team				3		2					
<b>Totals</b>	<b>19-56</b>	<b>6-22</b>	<b>9-15</b>	<b>33</b>	<b>17</b>	<b>53</b>	<b>7</b>	<b>16</b>	<b>3</b>	<b>8</b>	<b>200</b>
	<b>FG%: .339</b>	<b>3PT%: .273</b>	<b>FT%: .600</b>								

### IOWA -- 75

Name	FG	3-PT	FT	RB	PF	TP	A	TO	BK	S	MN
Looby	2-6	0-0	0-2	14	1	4	1	1	3	0	27
Gorney	4-7	0-0	2-2	2	0	10	1	2	0	3	25
Haluska	8-16	6-14	7-7	5	2	29	6	3	0	1	33
Freeman	3-7	1-3	0-0	6	1	7	11	3	0	1	32
Johnson	2-7	2-7	0-0	3	1	6	0	3	0	0	31
Crawford	0-0	0-0	0-0	1	0	0	0	0	0	0	1
Adams	1-1	0-0	0-0	1	1	2	0	0	0	0	2
Angle	1-2	0-0	0-0	2	0	2	0	0	0	0	7
Wessels	0-1	0-0	0-0	1	3	0	3	0	0	1	12
Bohall	0-1	0-0	0-0	0	1	0	0	0	0	1	2
Smith	1-2	0-0	0-0	0	5	2	3	1	0	0	10
Tate	6-7	0-0	1-2	3	2	13	0	0	0	1	18
Team				2							
<b>Totals</b>	<b>28-57</b>	<b>9-24</b>	<b>10-13</b>	<b>40</b>	<b>17</b>	<b>75</b>	<b>25</b>	<b>14</b>	<b>3</b>	<b>8</b>	<b>200</b>
	<b>FG%: .491</b>	<b>3PT%: .375</b>	<b>FT%: .769</b>								

### Score by Periods:

The Citadel	22	31	53
Iowa	42	33	75

Attendance: 9,120

(2) IOWA 78, TOLEDO 65  
November 17, 2006, St. Thomas, Virgin Islands

Freshman Tyler Smith came off the bench to score 28 points to lead Iowa to a 78-65 win over Toledo in the first round of the Paradise Jam.

Smith and the young Hawkeyes took over the boards in the second half in earning the win. For the game, Smith connected on 11-17 field goals and 5-8 free throws and made his only three-point attempt. He added six rebounds and five assists in 28 minutes of action.

Smith had plenty of help from his young teammates. Junior center Kurt Looby, in just his second game at Iowa, collected two quick fouls and played just two minutes in the first half. Consequently, the Hawkeyes held just a 21-19 rebounding advantage over the Rockets, a popular choice to win the Mid-American Conference this season after winning 20 games a year ago.

Looby was a different story in the second half. He ended the contest with 13 points and nine rebounds as the Hawkeyes won the rebounding battle 51-30. Junior center Seth Gorney and senior guard Adam Haluska each added 10 points and five rebounds. Cyrus Tate added nine points and seven rebounds off the bench as Iowa's reserves scored 40 points.

Iowa shot 42.2% from the field, compared to 37.5% for Toledo. The Hawkeyes also shot 35.7% from three-point range and hit 19-25 (76%) free throws. Iowa's defense also allowed the veteran Rockets just three free throw attempts in the second half.

### TOLEDO -- 65

Name	FG	3-PT	FT	RB	PF	TP	A	TO	BK	S	MN
Howell	5-13	4-7	2-2	6	3	16	0	0	0	2	36
Valencia	6-10	0-0	0-0	8	1	12	1	2	0	0	32
Payne	0-4	0-2	0-0	1	4	0	7	3	0	1	26
Ingram	6-20	4-12	6-7	4	2	22	3	4	0	4	36
Johnson	1-3	1-1	0-0	1	1	3	1	1	0	0	12
Amos	2-3	0-0	0-0	5	4	4	1	0	0	2	25
Young	0-1	0-0	0-0	0	2	0	0	1	0	0	8
Kent	4-7	0-1	0-2	2	2	8	0	1	1	1	20
Ross	0-3	0-0	0-0	1	2	0	0	0	0	0	5
Team				2							
<b>Totals</b>	<b>24-64</b>	<b>9-23</b>	<b>8-11</b>	<b>30</b>	<b>21</b>	<b>65</b>	<b>13</b>	<b>14</b>	<b>1</b>	<b>10</b>	<b>200</b>
	<b>FG%: .375</b>	<b>3PT%: .391</b>	<b>FT%: .727</b>								

### IOWA -- 78

Name	FG	3-PT	FT	RB	PF	TP	A	TO	BK	S	MN
Johnson	1-4	1-1	0-0	2	1	3	0	0	0	0	20
Looby	5-9	0-0	3-5	9	2	13	2	0	1	0	19
Gorney	4-6	0-0	2-2	5	3	10	0	0	1	0	25
Haluska	2-15	2-8	4-4	5	3	10	2	5	0	0	38
Freeman	0-5	0-2	2-2	8	1	2	3	8	0	1	33
Angle	0-1	0-0	0-0	1	1	0	0	1	0	0	7
Wessels	1-2	1-2	0-0	1	2	3	0	0	0	1	8
Smith	11-17	1-1	5-8	6	1	28	5	1	0	0	32
Tate	3-5	0-0	3-4	7	3	9	0	3	1	2	18
Team				7							
<b>Totals</b>	<b>27-64</b>	<b>5-14</b>	<b>19-25</b>	<b>51</b>	<b>17</b>	<b>78</b>	<b>12</b>	<b>18</b>	<b>3</b>	<b>4</b>	<b>200</b>
	<b>FG%: .422</b>	<b>3PT%: .357</b>	<b>FT%: .760</b>								

### Score by Periods:

Toledo	30	35	65
Iowa	33	45	78

Attendance: 2,468



## 2006-07 Game Summaries

**(3) ALABAMA 72, IOWA 60**  
November 19, 2006, St. Thomas, Virgin Islands

Tenth-ranked Alabama used its inside strength to take a 72-60 win over Iowa in the semi-finals of the Paradise Jam.

Iowa started fast, jumping to a 9-3 lead in the opening minutes, getting baskets from four different players. Alabama tied the score at 9-9 with 15 minutes to play before Iowa built a 17-14 advantage on two free throws by Tyler Smith. Alabama would rally to lead by four on two occasions in the first half before holding a 32-31 margin at the break.

Tony Freeman hit a three-pointer to give Iowa a 34-32 lead early in the second half. Alabama's Richard Hendrix answered with two baskets from the paint and Alabama led the rest of the way. The Crimson Tide led by 10 with 7:52 remaining, but could build no more than a 12 point advantage the rest of the way.

Alabama shot 51% from the field and won the rebounding battle by a 39-31 margin. Alabama had 38 points in the paint.

Iowa's inside game suffered as the Hawkeyes were in early foul trouble. Kurt Looby had three fouls in the first half, while Seth Gorney and Cyrus Tate each had two. Tate and Looby both picked up four fouls early in the second half.

Iowa shot just 37.5% from the field for the game, including 7-30 (23.3%) from three point range. The Hawkeye defense did force 17 Alabama turnovers.

Smith led Iowa for the second night in the tournament. The true freshman had 19 points, hitting 7-13 field goals and the 5-6 free throws. He added six rebounds, four assists and two steals. Freeman added 16 points and three assists and Seth Gorney added 10 points.

**ALABAMA -- 72**

Name	FG	3-PT	FT	RB	PF	TP	A	TO	BK	S	MN
Hendrix	6-7	0-0	2-2	7	1	14	0	2	2	1	35
Davidson	5-10	1-1	4-8	11	1	15	4	5	4	0	36
Hollinger	0-1	0-1	2-2	1	1	2	0	1	0	0	16
Gee	8-13	0-2	5-7	6	1	21	2	0	1	2	35
Steele	7-11	4-5	0-1	4	2	18	6	5	0	0	38
Riley	0-6	0-5	0-0	5	4	0	1	2	0	0	19
Torrance	0-3	0-2	0-0	0	1	0	1	1	0	1	10
Jemison	0-0	0-0	2-2	1	0	2	0	1	0	2	11
Team				4							
<b>Totals</b>	<b>26-51</b>	<b>5-16</b>	<b>15-22</b>	<b>39</b>	<b>11</b>	<b>72</b>	<b>14</b>	<b>17</b>	<b>7</b>	<b>6</b>	<b>200</b>
	<b>FG%: .510</b>	<b>FT%: .313</b>	<b>3PT%: .682</b>								

**IOWA -- 60**

Name	FG	3-PT	FT	RB	PF	TP	A	TO	BK	S	MN
Smith	7-13	0-2	5-6	6	2	19	4	2	0	2	37
Looby	0-0	0-0	0-0	2	4	0	2	0	1	2	19
Gorney	5-10	0-1	0-0	2	2	10	3	2	0	2	28
Haluska	2-13	0-9	0-0	4	2	4	2	3	0	0	32
Freeman	6-13	4-9	0-0	4	2	16	3	2	0	1	23
Crawford	0-0	0-0	0-0	1	0	0	0	0	0	0	2
Angle	0-2	0-0	0-0	3	2	0	0	2	0	1	16
Wessels	1-2	1-2	0-0	2	0	3	0	0	0	0	8
Bohall	0-0	0-0	0-0	0	1	0	0	0	0	0	1
Johnson	2-8	2-7	0-0	2	1	6	3	0	0	0	22
Tate	1-3	0-0	0-0	2	4	2	0	0	0	1	12
Team				3							
<b>Totals</b>	<b>24-64</b>	<b>7-30</b>	<b>5-6</b>	<b>31</b>	<b>20</b>	<b>60</b>	<b>17</b>	<b>11</b>	<b>1</b>	<b>9</b>	<b>200</b>
	<b>FG%: .375</b>	<b>FT%: .375</b>	<b>3PT%: .233</b>								

**Score by Periods:**

Alabama	32	40	72
Iowa	31	29	60

**Attendance: 2,451**

**(4) VILLANOVA 89, IOWA 60**  
November 20, 2006, St. Thomas, Virgin Islands

Villanova used its experience, depth and a smothering defense to take an 89-60 win over Iowa in the consolation championship of the 2006 Paradise Jam.

Villanova, an Elite Eight last season, forced 22 Hawkeye turnovers and held Iowa to 41.3% shooting from the field. The Hawkeyes shot just 31.3% in the first half as the Wildcats built a 41-24 advantage. Iowa pulled to within 18-17 on two free throws by Kurt Looby midway through the first half. Villanova took control from there, using a 16-0 run to pull away.

Villanova shot 60.7% from the field over the final 20 minutes, including 70% (7-10) from three-point range. For the game the Wildcats shot 52.6% from the field.

Iowa built a 10-3 lead in the opening minutes, helped by six straight free throws from senior Adam Haluska. But Iowa committed 13 turnovers before the break and the Wildcats turned a number of those mistakes into easy baskets.

Haluska led Iowa in scoring with 18 points, hitting 5-13 field goals and 7-8 free throws. After fighting foul problems in a loss to Alabama, Kurt Looby fought back against Villanova with 13 points and a team-high seven rebounds.

Freshman Tyler Smith, who earned a spot on the all-tournament team, added 12 points, three rebounds and two steals and Tony Freeman added five assists.

**IOWA -- 60**

Name	FG	3-PT	FT	RB	PF	TP	A	TO	BK	S	MN
Smith	5-12	1-2	1-2	3	3	12	0	10	1	2	35
Looby	3-4	0-0	7-8	7	2	13	0	0	3	1	30
Gorney	1-3	0-0	0-0	1	2	2	0	0	0	0	14
Haluska	5-13	1-3	7-8	4	2	18	1	5	1	1	27
Freeman	2-6	2-4	1-3	1	3	7	5	4	0	0	31
Crawford	0-0	0-0	0-0	1	0	0	1	0	0	0	2
Adams	0-0	0-0	0-0	0	0	0	0	0	0	0	2
Angle	2-2	1-1	0-0	0	1	5	0	0	0	0	4
Wessels	0-1	0-0	0-0	0	2	0	0	0	0	0	7
Bohall	0-1	0-1	0-0	0	1	0	0	0	0	0	2
Johnson	0-3	0-1	0-0	1	2	0	1	1	0	0	23
Tate	1-1	0-0	1-2	3	2	3	0	1	0	0	23
Team				5							
<b>Totals</b>	<b>19-46</b>	<b>5-12</b>	<b>17-23</b>	<b>26</b>	<b>20</b>	<b>60</b>	<b>8</b>	<b>22</b>	<b>5</b>	<b>4</b>	<b>200</b>
	<b>FG%: .413</b>	<b>FT%: .417</b>	<b>3PT%: .739</b>								

**VILLANOVA -- 89**

Name	FG	3-PT	FT	RB	PF	TP	A	TO	BK	S	MN
Cunningham	4-8	0-0	1-1	5	3	9	1	1	2	1	30
Sumpter	7-10	4-6	8-10	3	0	26	2	3	2	0	30
Sheridan	1-1	0-0	0-0	0	2	2	1	1	0	0	16
Reynolds	0-2	0-1	1-2	3	2	1	4	0	1	0	25
Nardi	6-13	4-7	0-0	3	1	16	3	4	0	1	26
Benn	2-4	0-0	1-3	1	2	5	1	2	0	0	18
Condon	1-1	0-0	0-0	0	0	2	0	0	0	0	1
Redding	0-0	0-0	2-2	1	1	2	0	0	0	0	5
Clark	2-4	2-3	0-0	4	5	6	3	1	0	2	17
Anderson	6-12	4-10	2-2	5	3	18	1	2	0	2	22
Drummond	0-1	0-0	0-0	2	1	0	0	0	0	0	8
Tchuisi	1-1	0-0	0-0	1	0	2	0	0	0	0	2
Team				4							
<b>Totals</b>	<b>30-57</b>	<b>14-27</b>	<b>15-20</b>	<b>32</b>	<b>20</b>	<b>89</b>	<b>16</b>	<b>14</b>	<b>5</b>	<b>7</b>	<b>200</b>
	<b>FG%: .526</b>	<b>FT%: .519</b>	<b>3PT%: .750</b>								

**Score by Periods:**

Iowa	24	36	60
Villanova	41	48	89

**Attendance: 3,032**

## 2006-07 Game Summaries

(5) ARIZONA STATE 67, IOWA 64  
November 25, 2006, Wells Fargo Arena, Tempe, AZ

Arizona State hit a desperation three-point shot from 25 feet just before the shot clock expired and held on for a 67-64 win over Iowa in Tempe on Nov. 25. The game winning shot came with 12 seconds left in the game after Iowa had forced the Sun Devils away from the basket as the shot clock was set to expire. The Hawkeyes missed a three-point attempt in the final seconds.

The Sun Devils scored the first 13 points of the game before Iowa settled down. After missing its first five shots and committing five turnovers in the first six minutes, Iowa gained control, had no turnovers the remainder of the half and went to halftime with a 31-25 advantage.

Iowa continued to control the action through the first 15 minutes of the second half, building the advantage to as many as 12 points with just under five minutes to play. That's when Arizona State used a 19-4 scoring run to rally for the win. ASU connected on 8-11 three-point shots in the final 20 minutes.

ASU shot 50.9% from the field, becoming the third straight Hawkeye opponent to shoot over 50% from the field. The Sun Devils won the rebounding battle 30-25. Iowa shot 48.1% from the field and 80% (4-5) from the free throw line and forced 16 ASU turnovers.

Iowa was led by senior Adam Haluska, who had 24 points, four rebounds, three assists and two steals. Freshman Tyler Smith added 12 points, five assists, four rebounds and two steals and junior Justin Johnson added eight points and four assists.

**IOWA -- 64**

Name	FG	3-PT	FT	RB	PF	TP	A	TO	BK	S	MN
Smith	6-13	0-2	0-0	4	2	12	5	5	0	2	37
Looby	3-3	0-0	0-0	2	2	6	0	2	2	0	29
Gorney	1-2	0-0	0-0	3	3	2	2	1	0	0	10
Haluska	8-17	4-11	4-4	4	1	24	3	1	0	2	34
Freeman	1-7	1-6	0-0	0	0	3	2	1	0	2	26
Angle	2-4	1-2	0-0	1	0	5	0	0	0	0	12
Wessels	0-0	0-0	0-0	1	0	0	0	0	0	1	2
Johnson	3-5	2-4	0-0	2	1	8	4	1	1	1	25
Tate	2-3	0-0	0-1	5	3	4	0	2	0	0	25
Team				3				1			
<b>Totals</b>	<b>26-54</b>	<b>8-25</b>	<b>4-5</b>	<b>25</b>	<b>12</b>	<b>64</b>	<b>16</b>	<b>14</b>	<b>3</b>	<b>8</b>	<b>200</b>
	<b>FG%: .481</b>	<b>FT%: .320</b>	<b>3PT%: .800</b>								

**ARIZONA STATE -- 67**

Name	FG	3-PT	FT	RB	PF	TP	A	TO	BK	S	MN
Pendergraph	4-10	0-0	0-0	2	5	8	0	2	0	0	26
Angounou	6-11	2-2	0-0	12	0	14	1	2	0	1	31
Glasser	2-4	1-2	2-2	2	0	7	7	2	0	1	29
Polk	8-11	4-5	0-0	4	4	20	5	3	0	2	27
Shipp	3-5	2-4	0-0	5	2	8	2	2	0	0	33
Morill	1-1	0-0	0-0	2	1	2	0	1	0	0	7
Atuahene	2-5	1-1	1-2	0	0	6	3	1	1	0	23
Odufuwa	0-0	0-0	0-0	0	1	0	0	1	0	0	8
Seay	1-4	0-2	0-0	2	0	2	1	0	0	0	11
Claudino	0-2	0-0	0-0	0	0	0	0	1	0	0	5
Team				1				1			
<b>Totals</b>	<b>27-53</b>	<b>10-16</b>	<b>3-4</b>	<b>30</b>	<b>13</b>	<b>67</b>	<b>19</b>	<b>16</b>	<b>1</b>	<b>4</b>	<b>200</b>
	<b>FG%: .509</b>	<b>3PT%: .625</b>	<b>FT%: .750</b>								

**Score by Periods:**

Iowa	31	33	64
Arizona State	25	42	67

**Attendance: 10,115**

(6) VIRGINIA TECH 69, IOWA 65  
November 29, 2006, Cassell Coliseum, Blacksburg, VA

Iowa rallied in the closing minutes at Virginia Tech, only to see the effort come up short in a 69-65 loss to the Hokies Wednesday night in Blacksburg, VA. VA Tech used a 10-0 scoring run late in the first half to break an 18-18 tie and take a 30-21 at halftime.

The Hokies increased the advantage to as many as 16 points in the second half and led by 15 points with 4:43 before rallied. Taking advantage of missed free throws by VA Tech, Iowa cut the margin to five points with 55 seconds left and to four with 33 seconds to play. The Hokies made just enough free throws to hold on for the win.

Iowa shot 42.6% from the field, including 45% from three-point range and added 10-13 (76.9%) free throws. The Hawkeyes also won the rebounding battle by a 37-31 margin.

Turnovers proved to be the difference in the game. Virginia Tech forced 19 Iowa turnovers and scored 25 points off those mistakes. The Hokies had just eight turnovers and Iowa scored just six points following those errors.

Senior Adam Haluska once again led Iowa's scoring with 24 points, and he connected in 9-17 field goals overall and 5-10 three-pointers before leaving the game with 39 seconds remaining with a sprained ankle. Tony Freeman added 11 points and Justin Johnson scored nine, all on three-point baskets.

Freshman Tyler Smith and sophomore Cyrus Tate led Iowa on the boards, as each collected seven rebounds. Smith also added five assists and two steals, while Johnson added six rebounds and junior center Seth Gorney had five.

**IOWA -- 65**

Name	FG	3-PT	FT	RB	PF	TP	A	TO	BK	S	MN
Smith	2-13	0-3	3-4	7	4	7	5	2	0	2	32
Tate	1-4	0-0	2-2	7	2	4	2	3	1	0	24
Looby	2-6	0-0	2-3	4	3	6	0	0	3	0	29
Haluska	9-17	5-10	1-2	2	4	24	1	4	1	0	39
Johnson	3-4	3-4	0-0	6	2	9	2	2	0	0	31
Angle	0-1	0-0	0-0	1	4	0	0	1	0	0	3
Freeman	4-5	1-2	2-2	2	4	11	2	5	0	0	21
Wessels	0-1	0-1	0-0	0	0	0	0	0	0	1	2
Gorney	2-3	0-0	0-0	5	2	4	0	1	0	1	19
Team				3				1			
<b>Totals</b>	<b>23-54</b>	<b>9-20</b>	<b>10-13</b>	<b>37</b>	<b>25</b>	<b>65</b>	<b>12</b>	<b>19</b>	<b>5</b>	<b>4</b>	<b>200</b>
	<b>FG%: .426</b>	<b>FT%: .450</b>	<b>3PT%: .769</b>								

**VIRGINIA TECH -- 69**

Name	FG	3-PT	FT	RB	PF	TP	A	TO	BK	S	MN
Washington	2-7	1-1	4-9	7	2	9	1	1	0	1	26
Witcher	3-5	0-0	1-2	4	4	7	0	0	5	1	30
Diakite	3-4	0-0	0-0	1	2	6	0	1	1	0	19
Dowdell	6-14	2-3	4-6	4	1	18	4	2	0	2	36
Gordon	4-13	1-3	0-3	4	3	9	5	2	0	2	34
Munson	0-0	0-0	0-0	1	1	0	2	0	0	1	8
Krabbendam	1-1	0-0	0-0	0	1	2	0	0	0	0	3
Sailes	0-0	0-0	0-0	1	1	0	0	0	0	0	13
Collins	4-8	0-0	2-4	1	0	10	1	1	0	1	18
Vassallo	1-3	0-1	6-9	4	2	8	0	1	0	1	13
Team				4							
<b>Totals</b>	<b>24-55</b>	<b>4-8</b>	<b>17-33</b>	<b>31</b>	<b>17</b>	<b>69</b>	<b>13</b>	<b>8</b>	<b>6</b>	<b>9</b>	<b>200</b>
	<b>FG%: .436</b>	<b>3PT%: .500</b>	<b>FT%: .515</b>								

**Score b Periods:**

Iowa	21	44	65
Virginia Tech	30	39	69

**Attendance: 9,847**

## 2006-07 Game Summaries

**(7) IOWA 62, TEXAS-PAN AMERICAN 46**  
December 1, 2006, Carver-Hawkeye Arena, Iowa City, IA

Iowa guards Justin Johnson and Tony Freeman spurred a second half scoring spree that led Iowa to a 62-46 win over Texas-Pan American in the first round of the Hawkeye Challenge.

The Hawkeyes shot just 39.3% from the field in the opening 20 minutes and held just a 27-23 lead at the midway point. The Hawkeyes built as much as a seven point advantage in the first half, but could not pull away.

Johnson and Freeman each scored eight points in the second half as Iowa improved its shooting to 57.1% from the field. Iowa built its advantage to as many as 19 points in the late stages, making nine straight free throws in the second half until two misses in the final seconds.

Iowa held a slim 31-30 rebounding advantage and forced 19 turnovers while collecting 14 steals. The Hawkeyes had just 12 turnovers and held an 11-4 scoring advantage from the free throw line. For the game, Iowa shot 46.9% from the field, while holding UTPA to 42.2%.

Johnson led Iowa's scoring with 14 points, while Tyler Smith scored 12 and Freeman 10. Smith, Johnson and J.R. Angle each collected five rebounds, while Freeman and Adam Haluska each had five assists.

**IOWA -- 62**

Name	FG	3-PT	FT	RB	PF	TP	A	TO	BK	S	MN
Smith	6-11	0-0	0-1	5	2	12	3	3	0	4	30
Tate	2-3	0-0	2-2	3	2	6	1	1	0	2	22
Looby	1-3	0-0	2-4	2	4	4	0	2	2	2	18
Haluska	2-10	0-5	4-4	4	0	8	5	1	0	3	32
Johnson	5-11	4-6	0-0	5	1	14	0	3	0	1	30
Crawford	0-0	0-0	0-0	0	0	0	0	0	0	0	3
Angle	0-1	0-1	0-0	5	1	0	1	0	0	0	12
Freeman	4-6	1-2	1-2	1	2	10	5	1	0	2	25
Wessels	0-0	0-0	0-0	0	1	0	0	1	0	0	3
Bohall	0-0	0-0	0-2	0	0	0	0	0	0	0	1
Gorney	3-4	0-0	2-2	4	1	8	0	0	0	0	23
Team				2							
<b>Totals</b>	<b>23-49</b>	<b>5-14</b>	<b>11-17</b>	<b>31</b>	<b>14</b>	<b>62</b>	<b>15</b>	<b>12</b>	<b>2</b>	<b>14</b>	<b>200</b>
	FG%: .469		FT%: .357					3PT%: .647			

**TX-PAN AMERICAN -- 46**

Name	FG	3-PT	FT	RB	PF	TP	A	TO	BK	S	MN
Allgood	2-5	0-0	0-0	0	2	4	2	1	0	0	15
Lien	2-5	0-0	1-2	7	3	5	2	3	0	0	31
Stoll	1-5	1-5	0-0	5	5	3	4	7	0	0	28
Burrell	7-13	2-4	0-0	8	2	16	0	3	0	4	29
Shankle	3-8	0-5	0-0	1	2	6	2	1	0	1	34
Edwards	0-0	0-0	0-1	0	3	0	0	0	0	0	5
Chatman	2-5	1-4	0-0	2	0	5	0	0	0	0	16
Sheppard	0-0	0-0	0-0	0	1	0	1	1	0	1	12
Robinson	0-0	0-0	3-6	2	1	3	0	0	0	1	11
Trader	2-4	0-0	0-1	4	0	4	0	2	0	0	18
Team				1				1			
<b>Totals</b>	<b>19-45</b>	<b>4-18</b>	<b>4-10</b>	<b>30</b>	<b>19</b>	<b>46</b>	<b>11</b>	<b>19</b>	<b>0</b>	<b>7</b>	<b>200</b>
	FG%: .422		3PT%: .222					FT%: .400			

<b>Score by Periods:</b>				<b>Attendance: 10,113</b>
TX-Pan American	23	23	46	
Iowa	27	35	62	

**(8) IOWA 83, COPPIN STATE 67**  
December 2 2006, Carver-Hawkeye Arena, Iowa City, IA

Senior guard Adam Haluska scored a career-high 31 points and just missed a triple double in leading the Hawkeyes to an 83-67 win over Coppin State in the title game of the Hawkeye Challenge. Haluska, who was named tournament MVP, hit 10-18 field goals, including 6-12 treys. He added 5-5 free throws, collected nine rebounds and a career-high nine assists and also had two steals.

The Hawkeyes shot 54% from the field in the first half, leading by as many as 16 points before taking a 38-24 halftime advantage. Coppin State fought back in the early portion of the second half, cutting Iowa's advantage to 48-46 with 12 minutes to play. The Hawkeyes still led by just two, 50-48, with 9:48 to play, when they used an 11-2 run over the next two minutes to regain control. Iowa built the advantage back to 16 points with four minutes to play to win their 24th title in the 25-year history of the event.

Haluska struggled with his shooting in the first half, hitting 3-8 shots and scoring just eight points. He caught fire in the second half with 23 points, including a four-point play when fouled while hitting a three-point shot. Freshman Tyler Smith added 16 points and Justin Johnson scored 13. Cyrus Tate led Iowa with nine rebounds and Tony Freeman collected five assists. Smith and Johnson joined Haluska on the all-tournament team.

**COPPIN STATE -- 67**

Name	FG	3-PT	FT	RB	PF	TP	A	TO	BK	S	MN
Harrison	4-7	0-0	5-6	3	3	13	2	1	0	0	29
Pressey	5-8	0-0	0-0	8	4	10	0	2	1	0	23
Roberts	5-16	2-6	4-5	3	2	16	3	3	0	1	34
McKee	6-15	1-6	5-7	9	2	18	3	6	0	1	39
Woodlin	0-0	0-0	0-0	1	4	0	0	0	0	1	22
Britt	0-2	0-1	0-0	1	0	0	0	1	0	1	10
Norwood	0-0	0-0	0-0	1	2	0	0	0	0	0	6
Conyers	1-4	0-1	0-0	1	3	2	1	1	0	1	12
Chesnut	1-1	0-0	0-1	1	3	2	0	0	1	0	11
Kennedy	2-4	2-4	0-0	1	2	6	0	0	0	0	14
Team				3							
<b>Totals</b>	<b>24-57</b>	<b>5-18</b>	<b>14-19</b>	<b>32</b>	<b>25</b>	<b>67</b>	<b>9</b>	<b>14</b>	<b>2</b>	<b>4</b>	<b>200</b>
	FG%: .421		FT%: .278					3PT%: .737			

**IOWA -- 83**

Name	FG	3-PT	FT	RB	PF	TP	A	TO	BK	S	MN
Smith	6-12	0-0	4-5	7	1	16	2	0	0	0	35
Tate	2-8	0-0	2-3	9	1	6	0	0	0	0	28
Looby	0-2	0-0	0-0	1	3	0	0	0	2	0	7
Haluska	10-18	6-12	5-5	9	3	31	9	1	0	3	27
Johnson	5-9	3-6	0-0	5	1	13	4	5	1	2	34
Angle	3-4	0-0	2-2	2	2	8	1	0	0	0	13
Freeman	1-6	1-5	3-4	2	1	6	5	2	0	1	25
Henderson	0-3	0-0	1-2	0	1	1	0	3	0	0	8
Gorney	1-1	0-0	0-0	3	4	2	1	1	0	0	13
Team				3							
<b>Totals</b>	<b>28-63</b>	<b>10-23</b>	<b>17-21</b>	<b>41</b>	<b>17</b>	<b>83</b>	<b>22</b>	<b>12</b>	<b>3</b>	<b>5</b>	<b>200</b>
	FG%: .444		3PT%: .435					FT%: .810			

<b>Score by Periods:</b>				<b>Attendance: 10,844</b>
Coppin State	24	32	67	
Iowa	38	45	83	

## 2006-07 Game Summaries

**(9) NORTHERN IOWA 57, IOWA 55**  
December 5, 2006, Carver-Hawkeye Arena, Iowa City, IA

Northern Iowa used a 17-4 scoring run over the final five minutes to take a 57-55 win in Iowa City Tuesday, ending Iowa's home winning streak at 21 games. Iowa led 51-40 with 5:31 remaining before the Panthers scored 13 straight points to take a 53-51 lead with 1:42 to play. Iowa tied the score on a basket by Adam Haluska with 1:24 to play and tied the game at 55-55 on a basket by Tyler Smith with 52 seconds remaining. Northern Iowa's final basket came with 32 seconds to play. The Hawkeyes then missed two shots, including a three-point attempt in the closing seconds.

After falling behind 5-2 in the opening minutes, Iowa controlled the game until the final five minutes. The Hawkeyes led 28-18 at halftime and led by as many as 13 points in the second half. Iowa did not shoot well from the field, connecting on just 34.9% of its field goals. Northern Iowa, after shooting just 23/8% in the first half, shot 44.4% from the field in the final 20 minutes to raise its percentage to 35.4% for the game.

The difference came at the free throw line and on the backboards. Northern Iowa made 21-29 free throw attempts, compared to just 5-7 for Iowa. UNI held a 44-34 rebounding advantage. Iowa was guilty of just 10 turnovers, compared to 15 for Northern Iowa.

Freshman Tyler Smith led Iowa's scoring with 20 points and he added six rebounds. Tony Freeman added 11 points and four assists and Seth Gorney led Iowa with nine rebounds.

**NORTHERN IOWA -- 57**

Name	FG	3-PT	FT	RB	PF	TP	A	TO	BK	S	MN
Stout	5-10	1-2	1-3	7	3	12	0	3	20	0	27
Coleman	6-16	0-0	9-11	15	1	21	1	0	3	0	37
Josten	1-4	0-0	4-4	0	1	6	2	1	0	0	35
Brown	3-7	1-3	0-0	3	4	7	0	4	0	0	33
McKowen	1-7	0-3	5-8	9	3	7	7	4	0	3	38
Jones	0-0	0-0	0-0	0	0	0	0	0	0	0	3
Ahelegbe	0-0	0-0	0-0	1	0	0	0	0	0	0	8
Viet	0-1	0-1	0-1	0	0	0	0	0	0	0	3
Koch	0-0	0-0	0-0	1	0	0	0	1	0	0	4
Eglseder	1-3	0-0	2-2	5	2	4	0	2	3	0	12
Team				3							
<b>Totals</b>	<b>17-48</b>	<b>2-9</b>	<b>21-29</b>	<b>44</b>	<b>14</b>	<b>57</b>	<b>10</b>	<b>15</b>	<b>8</b>	<b>3</b>	<b>200</b>
	<b>FG%: .354</b>	<b>FT%: .222</b>	<b>3PT%: .724</b>								

**IOWA -- 55**

Name	FG	3-PT	FT	RB	PF	TP	A	TO	BK	S	MN
Smith	9-15	1-3	1-3	6	5	20	1	4	0	0	36
Tate	1-8	0-0	0-0	4	4	2	1	1	0	0	26
Looby	0-1	0-0	0-0	4	4	0	0	0	0	0	14
Haluska	3-10	1-3	2-2	3	3	9	3	1	0	2	33
Johnson	1-5	1-2	0-0	0	2	3	0	1	0	0	10
Angle	0-1	0-1	2-2	0	1	2	0	0	0	1	11
Freeman	4-9	3-5	0-0	4	4	11	4	2	0	1	29
Henderson	0-1	0-0	0-0	0	0	0	2	1	0	0	11
Gorney	4-13	0-0	0-0	9	1	8	0	0	0	1	30
Team				4							
<b>Totals</b>	<b>22-63</b>	<b>6-14</b>	<b>5-7</b>	<b>34</b>	<b>24</b>	<b>55</b>	<b>11</b>	<b>10</b>	<b>0</b>	<b>5</b>	<b>200</b>
	<b>FG%: .349</b>	<b>3PT%: .429</b>	<b>FT%: .714</b>								

**Score by Periods:**

Northern Iowa	18	39	57
Iowa	28	27	55

**Attendance: 11,047**

**(10) IOWA 77, IOWA STATE 59**  
December 5, 2006, Carver-Hawkeye Arena, Iowa City, IA

Iowa's defense held Iowa State to 38.6% shooting from the field and forced 26 turnovers as the Hawkeyes defeated the Cyclones 77-59 in Iowa City. Iowa scored the first four points of the game, led 9-3 after four minutes and never trailed. Iowa shot 50% from the field in the first half, including 66.7% (4-6) from three-point range. The Hawkeyes led 42-30 at intermission after leading by as many as 17 in the first half.

The Hawkeyes built a 46-30 advantage early in the second half before Iowa State rallied to within eight points, 46-38. A three-point basket by Adam Haluska helped Iowa regain the momentum as the Hawkeyes used a 15-3 scoring run to build a comfortable 59-41 advantage with eight minutes to play.

Iowa shot 45.9% from the field for the game, including 75% (6-8) from three-point range, and added 15-19 (78.9%) free throws. The Hawkeyes collected 17 assists and 13 steals while committing just 12 turnovers.

Haluska led Iowa's scoring with 18 points. Freshman Tyler Smith added 16 and Tony Freeman scored 11. Kurt Looby led Iowa with six rebounds, Smith collected a career-high six assists and Freeman led the Hawkeyes with three steals.

**IOWA STATE -- 59**

Name	FG	3-PT	FT	RB	PF	TP	A	TO	BK	S	MN
Clark	1-5	1-4	0-0	11	2	3	2	1	1	1	35
Gray	1-3	0-0	0-0	5	2	2	1	0	1	0	16
Johnson	6-11	0-2	1-3	9	4	13	0	5	2	1	26
Taylor	4-15	3-9	2-2	0	2	13	5	8	0	2	34
McIntosh	0-0	0-0	0-0	1	2	0	0	3	0	0	13
Dunson	4-9	2-4	0-0	1	2	10	2	2	0	2	33
Jacobson	1-1	1-1	0-0	0	0	3	0	0	0	0	2
Currie	0-0	0-0	0-0	0	0	0	0	0	0	0	1
Ceaser	0-0	0-0	0-0	0	0	0	1	0	0	0	2
Johnson	2-4	0-0	0-0	2	0	4	0	2	0	0	9
Hubalek	3-9	2-4	2-4	8	5	10	0	4	1	0	24
Bergstrom	0-0	0-0	0-0	0	0	0	0	1	0	0	1
Streff	0-0	0-0	0-0	1	0	0	0	0	0	0	2
Smith	0-0	0-0	1-2	0	0	1	0	0	0	0	2
Team				5							
<b>Totals</b>	<b>22-57</b>	<b>9-24</b>	<b>6-11</b>	<b>43</b>	<b>19</b>	<b>59</b>	<b>11</b>	<b>26</b>	<b>5</b>	<b>6</b>	<b>200</b>
	<b>FG%: .386</b>	<b>FT%: .375</b>	<b>3PT%: .545</b>								

**IOWA -- 77**

Name	FG	3-PT	FT	RB	PF	TP	A	TO	BK	S	MN
Angle	2-2	1-1	0-0	2	4	5	0	1	0	1	15
Gorney	3-5	0-0	0-0	4	4	6	1	0	1	1	17
Haluska	5-14	2-4	6-7	4	0	18	1	1	2	2	33
Freeman	5-7	1-1	0-0	2	1	11	5	3	0	3	23
Smith	6-15	0-0	4-6	2	0	16	6	2	0	1	31
Crawford	0-1	0-0	0-0	0	1	0	0	0	0	0	2
Adams	0-0	0-0	0-0	0	0	0	0	0	0	0	1
Wessels	0-0	0-0	0-0	0	0	0	0	0	0	0	2
Bohall	0-0	0-0	0-0	0	0	0	0	0	0	0	2
Johnson	2-5	2-2	0-0	1	0	6	1	0	1	0	20
Henderson	3-5	0-0	2-2	0	2	8	1	5	0	1	15
Tate	0-3	0-0	2-2	3	2	2	2	-	1	2	21
Looby	2-4	0-0	1-2	6	4	5	0	0	1	2	19
Team				7							
<b>Totals</b>	<b>28-61</b>	<b>6-8</b>	<b>15-19</b>	<b>31</b>	<b>18</b>	<b>77</b>	<b>17</b>	<b>12</b>	<b>6</b>	<b>13</b>	<b>200</b>
	<b>FG%: .349</b>	<b>3PT%: .429</b>	<b>FT%: .714</b>								

**Score by Periods:**

Iowa State	30	29	59
Iowa	42	35	77

**Attendance: 14,577**

## 2006-07 Game Summaries

### (11) DRAKE 75, IOWA 59 December 16, 2006, Knapp Center, Des Moines, IA

Drake University used a strong shooting night from the field and a large rebounding advantage to defeat Iowa 75-59 in Des Moines, ending a 27-game losing streak in the series. The Bulldogs won their sixth straight game as Iowa lost for the first time in the Knapp Center after seven straight wins.

The Hawkeyes played well in the early going, hitting eight of their first 12 field goal attempts. The score was tied at 22-22 before Drake used a 13-2 run over a three minute span to gain control. Drake eventually built a 38-28 advantage at the break.

Drake built the advantage to 15 points with 13 minutes to play before Iowa rallied behind the outside shooting of Justin Johnson. Johnson hit three consecutive three-pointers within one minute to cut the deficit to 53-45 with 10 minutes remaining. Drake was able to pick up the defensive pressure from there, holding Iowa scoreless for just over five minutes in rebuilding the margin to 63-45 with five minutes remaining.

Drake shot 53.1% from the field and held a 41-23 rebounding advantage while playing in front of the largest crowd ever (7,268) at the Knapp Center.

Adam Haluska led Iowa with 21 points and seven rebounds. Freshman Tyler Smith added 16 points and five rebounds and Johnson ended the game with 12 points, hitting 4-5 three-pointers. Iowa shot just 39.2% from the field and was outscored 18-10 at the free throw line.

#### IOWA -- 59

Name	FG	3-PT	FT	RB	PF	TP	A	TO	BK	S	MN
Angle	0-2	0-0	0-0	1	3	0	1	1	0	0	18
Smith	6-15	1-3	3-5	5	3	16	0	4	0	1	30
Gorney	1-1	0-0	0-1	5	4	2	2	1	0	0	19
Haluska	5-15	4-10	7-8	7	2	21	1	3	0	3	36
Freeman	2-9	0-5	0-0	1	1	4	3	0	0	1	28
Crawford	0-0	0-0	0-0	0	0	0	0	0	0	0	1
Wessels	0-0	0-0	0-0	0	0	0	0	0	0	0	1
Johnson	4-5	4-5	0-0	0	1	12	0	1	0	0	16
Henderson	1-3	0-0	0-0	0	2	2	2	3	0	1	26
Tate	0-0	0-0	0-0	1	4	0	1	3	0	1	7
Looby	1-1	0-0	0-0	0	5	2	1	0	1	1	18
Team				3							
<b>Totals</b>	<b>20-51</b>	<b>9-23</b>	<b>10-14</b>	<b>23</b>	<b>25</b>	<b>59</b>	<b>11</b>	<b>15</b>	<b>1</b>	<b>7</b>	<b>200</b>
	<b>FG%: .392</b>	<b>3PT%: .391</b>	<b>FT%: .714</b>								

#### DRAKE -- 75

Name	FG	3-PT	FT	RB	PF	TP	A	TO	BK	S	MN
Korver	0-2	0-2	0-0	2	2	0	1	1	0	1	24
Calvin	8-13	1-2	4-6	13	3	21	1	5	0	0	32
Keita	3-5	0-0	4-6	8	0	10	0	2	1	1	15
Stewart	2-3	0-0	1-4	2	2	5	6	5	0	1	28
Grant	6-8	0-1	7-9	4	4	19	1	3	0	2	26
Bryant	4-6	4-5	1-2	5	0	13	0	1	0	0	14
Houston	2-4	0-2	1-2	3	2	5	1	0	0	1	23
Emmenecker	0-2	0-1	0-0	1	0	0	2	2	0	2	12
Young	0-4	0-2	0-0	1	3	0	1	0	0	0	15
Cox	1-2	0-0	0-0	1	1	2	0	0	1	0	11
Team				1							
<b>Totals</b>	<b>26-49</b>	<b>5-15</b>	<b>18-29</b>	<b>41</b>	<b>17</b>	<b>75</b>	<b>13</b>	<b>17</b>	<b>3</b>	<b>8</b>	<b>200</b>
	<b>FG%: .531</b>	<b>3PT%: .333</b>	<b>FT%: .621</b>								

Score by Periods: Attendance: 7,268  
Iowa 28 31 59  
Drake 38 37 75

### (12) IOWA 101, GEORGIA STATE 59 December 20, 2006, Carver-Hawkeye Arena, Iowa City, IA

Iowa used a solid shooting performance and a strong all-around game in defeating Georgia State 101-59 in Iowa City. A three-point basket by Adam Haluska gave Iowa a 17-15 advantage with 12:30 left in the opening half, and the Hawkeyes were in control from there. Haluska's basket began a 13-2 scoring run that gave Iowa a 27-15 lead with nine minutes remaining. He added another three-pointer in the final seconds to give Iowa its biggest advantage, 49-29, at the break. Iowa scored the first seven points of the second half and was never threatened, leading by as many as 50 points.

Iowa played well in nearly every phase of the game. The Hawkeyes shot 52.9% from the field, including 52.4% (11-21) from three-point range. Iowa held Georgia State to 34.5% shooting and won the rebounding battle 44-35. Iowa also forced 25 turnovers and collected 26 assists.

Haluska led Iowa with a career-best 36 points, hitting 13-19 field goals, 6-11 three-pointers and all four of his free throws. The 36 points matches the highest scoring total by an Iowa player in Carver-Hawkeye Arena, which opened in 1983.

Freshman Tyler Smith added 15 points, five rebounds, five assists and two steals. Tony Freeman added 12 points and Kurt Looby led both teams with 12 rebounds. Mike Henderson, in his first start of the year, added eight points and a career-best nine assists.

#### GEORGIA STATE -- 59

Name	FG	3-PT	FT	RB	PF	TP	A	TO	BK	S	MN
Chase	4-9	2-2	0-0	5	2	10	2	2	0	0	23
Perique	2-5	0-0	0-1	4	0	4	1	6	0	1	26
Goldston	0-3	0-3	0-0	1	1	0	3	2	0	1	18
McBride	3-10	1-7	2-2	0	1	9	0	2	1	1	22
Mendez	3-9	2-5	2-3	3	3	10	1	3	0	0	32
Mitchell	1-3	0-2	0-0	1	1	2	3	0	0	0	10
Moynihan	0-1	0-0	0-0	1	0	0	0	0	0	0	2
Larris	1-3	1-2	4-4	1	0	7	1	3	0	1	17
Krubally	1-1	0-0	0-0	0	0	2	0	0	0	0	0+
Cartwright	0-4	0-1	2-4	3	2	2	1	1	0	1	11
Billingslea	2-2	0-0	3-9	4	5	7	1	2	0	0	18
Lott	0-1	0-1	2-2	1	0	2	0	1	0	0	6
Dickerson	0-0	0-0	0-0	2	4	0	0	2	1	0	5
Turner	2-4	0-0	0-0	3	0	4	0	1	0	0	10
Team				6							
<b>Totals</b>	<b>19-55</b>	<b>6-23</b>	<b>15-25</b>	<b>35</b>	<b>19</b>	<b>59</b>	<b>13</b>	<b>25</b>	<b>2</b>	<b>5</b>	<b>200</b>
	<b>FG%: .345</b>	<b>3PT%: .261</b>	<b>FT%: .600</b>								

#### IOWA -- 101

Name	FG	3-PT	FT	RB	PF	TP	A	TO	BK	S	MN
Smith	6-11	0-0	3-4	5	3	15	5	3	0	2	28
Tate	0-1	0-0	2-3	2	5	2	0	2	0	0	12
Gorney	4-4	0-0	0-0	5	3	8	1	1	0	0	16
Haluska	13-19	6-11	4-4	1	0	36	4	0	0	2	28
Henderson	2-4	0-0	4-6	4	2	8	9	3	0	1	30
Crawford	1-4	0-0	0-1	1	1	2	0	0	0	0	4
Adams	0-1	0-0	0-0	1	0	0	0	1	0	0	2
Angle	2-2	0-0	0-0	2	3	4	0	0	0	2	12
Freeman	4-7	3-4	1-1	3	0	12	2	1	0	0	22
Wessels	0-1	0-1	0-0	0	2	0	0	0	0	0	5
Bohall	0-0	0-0	0-0	0	0	0	0	0	0	0	4
Johnson	2-8	2-5	2-2	6	2	8	4	0	0	0	23
Looby	2-6	0-0	2-4	12	1	6	1	3	4	2	14
Team				2							
<b>Totals</b>	<b>36-68</b>	<b>11-21</b>	<b>18-25</b>	<b>44</b>	<b>22</b>	<b>101</b>	<b>26</b>	<b>14</b>	<b>4</b>	<b>9</b>	<b>200</b>
	<b>FG%: .529</b>	<b>3PT%: .524</b>	<b>FT%: .720</b>								

Score by Periods: Attendance: 9,024  
Georgia State 29 30 59  
Iowa 49 52 101

## 2006-07 Game Summaries

### (13) IOWA 90, TEXAS SOUTHERN 63 December 23, 2006, Carver-Hawkeye Arena, Iowa City, IA

Iowa jumped to an early lead and never looked back in taking a 90-63 win over Texas Southern in Iowa City. The Hawkeyes shot 50% from the field in the opening half, building a 49-27 advantage by intermission. The Hawkeyes led 10-4 after three minutes and built the margin to 21-6 after eight minutes. Along with shooting well to start the game, Iowa held Texas Southern to 37.9% shooting from the field in the first half and forced 13 turnovers.

The visitors scored the first basket of the second half, but would get no closer than 20 points. Iowa shot just 32% from the field in the second half, but made up for the cool shooting with a solid afternoon at the free throw line. For the game the Hawkeyes hit 33-37 (89.2%) free throws, including 23-25 second half attempts.

Texas Southern was guilty of 24 turnovers as the Hawkeye defense collected 11 steals. Iowa also had a season-low nine turnovers.

Freshman Tyler Smith led Iowa's scoring with 25 points, including 17 in the first half as the Hawkeyes were breaking the game open. Smith hit 8-15 field goals, including 4-5 three-point shots. Adam Haluska added 21 points and Seth Gorney matched a career-high with 10. Kurt Looby led the Hawkeyes with six rebounds and Mike Henderson matched his career-high for the second straight game with nine assists.

#### TEXAS SOUTHERN -- 63

Name	FG	3-PT	FT	RB	PF	TP	A	TO	BK	S	MN
Moore	5-8	0-0	2-4	13	3	12	2	2	0	0	31
Jones	6-10	0-1	4-6	7	4	16	2	5	1	1	37
Matthews	1-3	0-0	2-2	5	4	4	1	4	0	0	15
Johnson	1-7	0-1	0-0	1	3	2	1	1	1	0	17
White	2-6	0-0	0-0	2	3	4	3	3	0	3	27
Brown	7-15	5-11	0-0	4	2	19	2	2	1	0	26
Wilkerson	0-0	0-0	0-0	0	0	0	0	0	0	0	1
Walker	1-2	1-2	0-0	2	1	3	3	2	0	0	12
Frazier	0-0	0-0	0-0	1	1	0	2	1	0	0	5
Norwood	0-1	0-0	0-0	1	0	0	0	2	0	0	4
Bell	0-1	0-0	0-0	0	4	0	0	0	0	0	4
Latham	0-0	0-0	0-0	0	0	0	0	1	0	0	2
Drewy	1-5	0-0	1-3	3	3	3	0	1	0	0	19
Team				2							
<b>Totals</b>	<b>24-58</b>	<b>6-15</b>	<b>9-15</b>	<b>41</b>	<b>28</b>	<b>63</b>	<b>16</b>	<b>24</b>	<b>3</b>	<b>4</b>	<b>200</b>
	<b>FG%: .414</b>	<b>FT%: .400</b>	<b>3PT%: .600</b>								

#### IOWA -- 90

Name	FG	3-PT	FT	RB	PF	TP	A	TO	BK	S	MN
Smith	8-15	4-5	5-5	3	1	25	5	1	0	2	30
Tate	1-2	0-0	5-6	5	4	7	0	2	0	0	16
Gorney	4-5	0-0	2-2	3	3	10	0	0	0	2	23
Haluska	7-16	2-5	5-6	4	2	21	1	0	0	0	27
Henderson	3-5	0-0	3-3	4	1	9	9	4	0	3	30
Crawford	0-0	0-0	0-0	1	1	0	0	0	1	0	3
Adams	0-1	0-0	0-0	0	0	0	1	0	0	0	2
Angle	1-2	0-1	0-0	2	0	2	0	0	0	0	10
Freeman	0-4	0-2	4-5	1	0	4	4	0	0	1	24
Wessels	0-0	0-0	0-0	1	0	0	0	1	0	0	2
Bohall	0-2	0-0	0-0	0	0	0	0	0	0	0	2
Johnson	1-6	1-5	6-6	2	0	9	0	0	1	2	19
Looby	0-1	0-0	3-4	6	4	3	0	1	2	1	12
Team				2							
<b>Totals</b>	<b>25-59</b>	<b>7-18</b>	<b>33-37</b>	<b>34</b>	<b>16</b>	<b>90</b>	<b>20</b>	<b>9</b>	<b>4</b>	<b>11</b>	<b>200</b>
	<b>FG%: .424</b>	<b>3PT%: .389</b>	<b>FT%: .892</b>								

#### Score by Periods:

Texas Southern	27	36	63
Iowa	49	41	90

Attendance: 10,350

### (14) IOWA 65, CORNELL UNIVERSITY 50 December 30, 2006, Carver-Hawkeye Arena, Iowa City, IA

Iowa shot 72.7% from the field over the final 20 minutes in taking a 65-50 win over Cornell in Iowa City in its final non-conference game before Big Ten action. The Hawkeyes made 16-22 field goal attempts in the second half, pulling away in the final 11 minutes. Iowa held a 42-40 advantage midway through the second half when the Hawkeyes scored nine straight points to gain some breathing room. Cornell was never closer than 10 the rest of the way and Iowa led by as many as 18 points in the final minutes.

The second half shooting spree was led by senior Adam Haluska. He made all seven of his field goal attempts in the second half and shot 10-13 from the field for the game, including 6-9 from three-point range. Haluska connected on his final nine field goal attempts of the game, including his last five three-point attempts. He ended the game with 29 points, while also collecting four steals and three rebounds.

Iowa shot 55.6% from the field and 70% from the free throw line in the game, compared to 35.8% for Cornell. Iowa also forced 20 Cornell turnovers while collecting 10 steals and 10 blocked shots.

Freshman Tyler Smith scored 18 points and had six rebounds for Iowa, while Tony Freeman led the Hawkeyes with seven assists and Kurt Looby added six rebounds and five blocked shots.

#### CORNELL -- 50

Name	FG	3-PT	FT	RB	PF	TP	A	TO	BK	S	MN
Wittman	5-17	3-10	0-0	2	1	13	0	4	0	1	37
Kreefer	4-11	2-7	0-0	3	0	10	3	2	0	1	26
Naeve	4-7	0-0	1-2	7	1	9	3	2	1	1	35
Dow	2-7	2-4	0-0	2	2	6	8	3	0	3	34
Dale	1-2	0-0	0-0	2	0	2	0	0	0	0	7
Battle	0-1	0-0	1-2	1	0	1	0	3	0	1	8
App	0-0	0-0	0-0	0	0	0	0	0	0	0	2
Reeves	1-2	1-1	0-0	0	0	3	0	2	0	0	8
Mullen	2-4	2-3	0-0	3	2	6	2	1	0	0	25
Jaques	0-0	0-0	0-0	0	1	0	0	0	0	0	2
Tyler	0-2	0-0	0-0	1	3	0	0	1	0	0	10
Reynolds	0-0	0-0	0-0	3	1	0	0	1	0	0	6
Team				5				1			
<b>Totals</b>	<b>19-53</b>	<b>10-25</b>	<b>2-4</b>	<b>29</b>	<b>11</b>	<b>50</b>	<b>16</b>	<b>20</b>	<b>1</b>	<b>7</b>	<b>200</b>
	<b>FG%: .358</b>	<b>FT%: .400</b>	<b>3PT%: .500</b>								

#### IOWA -- 65

Name	FG	3-PT	FT	RB	PF	TP	A	TO	BK	S	MN
Smith	8-13	0-3	2-4	6	2	18	4	2	0	1	36
Tate	0-0	0-0	0-0	1	0	0	1	3	1	0	9
Gorney	2-3	0-0	0-0	3	0	4	1	0	0	1	24
Haluska	10-13	6-9	3-4	3	1	29	1	0	1	4	35
Henderson	3-8	0-0	0-0	1	1	6	4	5	0	2	30
Angle	0-0	0-0	2-2	1	2	2	1	1	0	0	8
Freeman	2-4	2-3	0-0	0	0	6	7	2	0	0	25
Wessels	0-0	0-0	0-0	1	0	0	0	1	0	0	1
Johnson	0-4	0-4	0-0	6	0	0	0	3	3	1	16
Looby	0-0	0-0	0-0	5	2	0	0	0	5	1	16
Team				1							
<b>Totals</b>	<b>25-45</b>	<b>8-19</b>	<b>7-10</b>	<b>28</b>	<b>8</b>	<b>65</b>	<b>19</b>	<b>17</b>	<b>10</b>	<b>10</b>	<b>200</b>
	<b>FG%: .556</b>	<b>3PT%: .421</b>	<b>FT%: .700</b>								

#### Score by Periods:

Cornell	23	27	50
Iowa	27	38	65

Attendance: 10,990

## 2006-07 Game Summaries

(15) IOWA 62, MICHIGAN STATE 60  
January 4, 2007, Carver-Hawkeye Arena, Iowa City, IA

Iowa led from start to finish and made 5-6 free throws in the final minute to open Big Ten Conference action with a 62-60 home win over 24th-ranked Michigan State. The Hawkeyes led by as many as 13 in the first half before the Spartans rallied to within four points (32-28) at intermission. Iowa scored the first four points of the second half to regain control and built the advantage back to 13 with just under 12 minutes to play.

Michigan State rallied in the final 12 minutes, but had the ball for just one possession with a chance to tie. The Spartans cut the margin to 57-55 before Mike Henderson hit two free throws with 37 seconds remaining for a four point margin. MSU scored a basket with 29 seconds to play before Henderson responded by making one of two free throws to give the Hawkeyes a three-point margin. A solid defensive effort by Iowa then forced MSU into a long three-point attempt with six seconds remaining. That shot was off the mark and Iowa's Cyrus Tate grabbed the rebound. Henderson added two free throws with six seconds remaining for a five point cushion before the Spartans hit a three-pointer with less than a second left in the game.

Iowa shot 42.6% from the field and 78.3% (18-23) from the free throw line and had a season-low seven turnovers.

Adam Haluska once again led Iowa with a solid all-around performance. Haluska contributed 16 points, five rebounds, four assists and three steals. Tate had his best game with 14 points (6-7 field goals) and nine rebounds and Tyler Smith added 10 points, four rebounds and four assists.

### MICHIGAN STATE -- 60

Name	FG	3-PT	FT	RB	PF	TP	A	TO	BK	S	MN
Dahlman	3-6	0-0	0-0	1	2	6	0	1	0	0	28
Gray	3-4	0-0	1-2	5	0	7	0	2	1	1	20
Suton	2-11	0-0	0-0	9	1	4	3	2	1	2	36
Walton	3-6	1-3	0-0	5	5	7	6	2	0	0	31
Neitzel	5-16	2-9	8-9	3	2	20	3	3	0	0	38
Ibok	0-0	0-0	0-0	0	0	0	0	0	0	0	3
Curry	0-0	0-0	0-0	0	0	0	0	0	0	0	1
Ducre	0-1	0-1	0-0	1	4	0	0	0	0	0	6
Joseph	3-6	2-4	1-2	1	3	9	1	2	0	0	16
Maymick	3-3	0-0	1-1	5	3	7	1	0	1	0	21
Team				7							
<b>Totals</b>	<b>22-53</b>	<b>5-17</b>	<b>11-14</b>	<b>37</b>	<b>20</b>	<b>60</b>	<b>14</b>	<b>12</b>	<b>3</b>	<b>3</b>	<b>200</b>
	<b>FG%: .415</b>	<b>FT%: .294</b>	<b>3PT%: .786</b>								

### IOWA -- 62

Name	FG	3-PT	FT	RB	PF	TP	A	TO	BK	S	MN
Smith	4-9	1-2	1-1	4	1	10	4	2	1	1	35
Tate	6-7	0-0	2-3	9	3	14	0	1	0	0	30
Gorney	1-2	0-0	1-1	3	4	3	0	1	0	0	17
Haluska	4-15	2-9	6-7	5	1	16	4	0	0	3	37
Henderson	0-5	0-0	5-6	0	1	5	1	2	0	1	31
Angle	2-4	0-0	0-0	0	0	4	0	0	0	0	7
Freeman	1-1	1-1	0-1	1	1	3	5	1	0	3	17
Johnson	0-1	0-1	0-0	1	1	0	0	0	1	0	11
Looby	2-3	0-0	3-4	3	2	7	0	0	1	0	15
<b>Totals</b>	<b>20-47</b>	<b>4-13</b>	<b>18-23</b>	<b>26</b>	<b>14</b>	<b>62</b>	<b>14</b>	<b>7</b>	<b>3</b>	<b>8</b>	<b>200</b>
	<b>FG%: .426</b>	<b>FT%: .308</b>	<b>3PT%: .783</b>								

### Score by Periods:

Michigan State	28	32	60
Iowa	32	30	62

### Attendance: 11,469

(16) ILLINOIS 74, IOWA 70  
January 10, 2007, Assembly Hall, Champaign, IL

Illinois used a 19-3 scoring run over a 12 minute span in the second half and held off a late rally to take a 74-70 win over Iowa in Champaign.

Iowa trailed by 11 points in the early going (18-7) before taking the lead late in the first half. A three-point basket by Justin Johnson in the final seconds gave the Hawkeyes a 31-29 advantage at the break. Iowa built the lead to six points (45-39) in the early portion of the second half before Illinois rallied.

Iowa trailed by as many as 13 points in the late going, facing a 67-54 deficit with 4:07 remaining. The Hawkeyes rallied, closing the margin to a single point (71-70) on a three-point basket by Adam Haluska with 32 seconds remaining. Iowa had a chance to tie after two Illinois free throws, but a final turnover with 18 seconds to play ended it's chances.

Iowa shot 43.8% from the field, including 53.8% from three-point range, and the Hawkeyes added 21-27 (77.8%) free throws. Illinois shot 50.9% from the field and won the rebounding battle 33-28. Eleven of Iowa's 16 turnovers came in the second half, several during the 19-3 scoring run by the Illini.

Haluska led Iowa with 25 points. Tyler Smith added 12 points, seven rebounds and four assists and Johnson added 11 points.

### IOWA -- 70

Name	FG	3-PT	FT	RB	PF	TP	A	TO	BK	S	MN
Smith	4-12	0-2	4-7	7	3	12	4	3	1	1	39
Tate	0-2	0-0	2-2	2	5	2	0	2	0	0	14
Gorney	3-6	0-0	0-1	4	3	6	0	0	0	0	19
Haluska	5-14	3-5	12-13	2	0	25	1	4	0	1	38
Henderson	2-5	0-1	0-0	3	3	4	2	3	0	1	24
Angle	0-1	0-1	0-0	0	0	0	0	0	0	0	6
Freeman	2-2	1-1	0-0	1	1	5	2	2	0	0	20
Johnson	3-4	3-3	2-2	2	0	11	1	1	0	0	23
Looby	2-2	0-0	1-2	3	4	5	0	1	1	0	18
Team				4							
<b>Totals</b>	<b>21-48</b>	<b>7-13</b>	<b>21-27</b>	<b>28</b>	<b>19</b>	<b>70</b>	<b>10</b>	<b>16</b>	<b>2</b>	<b>3</b>	<b>200</b>
	<b>FG%: .438</b>	<b>FT%: .538</b>	<b>3PT%: .778</b>								

### ILLINOIS -- 74

Name	FG	3-PT	FT	RB	PF	TP	A	TO	BK	S	MN
Carter	6-7	2-2	2-4	4	5	16	0	2	1	0	26
Randle	7-9	1-2	1-3	6	4	16	6	2	0	2	35
Pruitt	7-8	0-0	2-6	3	3	16	0	1	1	1	27
Meacham	0-5	0-5	2-2	1	2	2	4	3	0	0	22
McBride	5-11	5-10	0-0	3	2	15	3	1	0	0	37
Carlwell	2-2	0-0	0-0	1	1	4	0	1	0	1	8
Brock	1-5	0-1	0-0	5	1	2	1	2	0	1	14
Smith	0-7	0-5	3-4	3	0	3	4	1	0	1	26
Arnold	0-1	0-0	0-0	2	1	0	0	1	0	0	4
Team				5							
<b>Totals</b>	<b>28-55</b>	<b>8-25</b>	<b>10-19</b>	<b>33</b>	<b>19</b>	<b>74</b>	<b>18</b>	<b>14</b>	<b>2</b>	<b>6</b>	<b>200</b>
	<b>FG%: .509</b>	<b>FT%: .526</b>	<b>3PT%: .320</b>								

### Score by Periods:

Iowa	31	39	70
Illinois	29	45	74

### Attendance: 16,618

## 2006-07 Game Summaries

(17) IOWA 60, MINNESOTA 49  
January 13, 2007, Carver-Hawkeye Arena, Iowa City, IA

Iowa used a solid defensive effort to take a 60-59 home win over Minnesota. The Hawkeyes held Minnesota to 33.9% field goal shooting, matching the best defensive effort for the Hawkeyes this season. Minnesota also made just 4-17 (23.5%) three-point attempts.

Iowa held Minnesota to just 16 points in the first half, taking a 22-16 halftime advantage. Minnesota led 11-7 after six minutes before Iowa scored nine straight points to build a 16-11 advantage. The Golden Gophers scored just five points in the last 14 minutes of the half. Iowa took the lead for good on a three-point basket by Adam Haluska with 13 minutes left in the first half.

Minnesota closed to within two points just once in the second half, and the Hawkeyes responded to that threat by scoring five straight points. Iowa built the lead to 10 with just under 10 minutes to play, but couldn't pull away. Two free throws by Seth Gorney with 1:02 remaining lifted Iowa to a 57-49 advantage and Haluska added three of four free throws down the stretch to seal the win.

Iowa also struggled with its shooting, hitting just 34% from the field. Iowa did shoot 81.5% (22-27) from the foul line, including 19-22 in the second half. Iowa also matched a season-low with just seven turnovers.

Haluska led the Iowa scoring with 22 points, Tyler Smith added 15 and Mike Henderson and Tony Freeman each scored seven. Freeman led Iowa with a career-high nine rebounds and Justin Johnson added eight, also a career-best.

### MINNESOTA -- 49

Name	FG	3-PT	FT	RB	PF	TP	A	TO	BK	S	MN
Coleman	9-17	0-1	1-2	12	2	19	3	1	2	0	34
Abu-Shamala	2-7	1-4	0-1	4	3	5	1	1	1	1	19
Webster	2-5	0-0	0-0	4	1	4	0	0	1	0	28
McKenzie	6-19	3-10	2-2	3	0	17	1	3	0	0	39
Wilson	1-6	0-2	0-0	6	3	2	3	2	0	1	38
Payton	0-3	0-0	0-0	4	5	0	1	2	0	2	24
Nurumbi	0-1	0-0	0-0	1	0	0	0	1	0	0	3
Westbrook	0-0	0-0	0-0	0	0	0	0	1	0	0	1
Williams	0-1	0-0	2-2	3	3	2	0	0	0	0	14
Team				3							
<b>Totals</b>	<b>20-59</b>	<b>4-17</b>	<b>5-7</b>	<b>40</b>	<b>17</b>	<b>49</b>	<b>9</b>	<b>11</b>	<b>4</b>	<b>4</b>	<b>200</b>
	<b>FG%: .339</b>	<b>3PT%: .235</b>	<b>FT%: .714</b>								

### IOWA -- 70

Name	FG	3-PT	FT	RB	PF	TP	A	TO	BK	S	MN
Smith	4-12	0-3	7-7	3	1	15	3	1	1	1	35
Tate	1-3	0-0	1-2	4	1	3	0	1	2	0	16
Gorney	2-8	0-0	2-2	4	2	6	0	0	1	0	17
Haluska	6-14	2-9	8-10	4	3	22	0	2	0	0	32
Henderson	3-4	0-0	1-3	1	1	7	1	2	0	0	31
Angle	0-0	0-0	0-0	0	0	0	0	0	0	0	1
Freeman	2-7	0-3	3-3	9	2	7	1	0	0	0	23
Johnson	0-4	0-2	0-0	8	0	0	1	1	0	1	24
Looby	0-1	0-0	0-0	4	2	0	0	0	1	0	21
Team				1							
<b>Totals</b>	<b>18-53</b>	<b>2-17</b>	<b>22-27</b>	<b>38</b>	<b>12</b>	<b>60</b>	<b>6</b>	<b>7</b>	<b>5</b>	<b>2</b>	<b>200</b>
	<b>FG%: .340</b>	<b>3PT%: .118</b>	<b>FT%: .815</b>								

### Score by Periods:

Minnesota	16	33	49
Iowa	22	38	60

### Attendance: 15,500

(18) INDIANA 71, IOWA 64  
January 16, 2007, Assembly Hall, Bloomington, IN

Indiana used a strong defensive effort in the first half and a solid shooting performance in the second half in taking a 71-64 win over Iowa in Bloomington. With the win, the Hoosiers snapped Iowa's four-game win streak in the series.

Iowa led 10-8 in the early going before the Hoosiers held the Hawkeyes scoreless for seven minutes. A three-point basket cut Iowa's deficit to 19-13 with seven minutes remaining in the half before Indiana would take a 29-17 advantage at the midway point.

Iowa shot just 31.8% from the field in the opening half and was guilty of 10 turnovers. The Hawkeyes improved their shooting to 54.5% from the field in the second half and shot 45.5% for the game. Iowa also had just four second half turnovers and won the overall rebounding battle (33-32).

After shooting 40.7% in the first half, Indiana shot 51.9% in the second half and built a 21-point advantage with just under nine minutes remaining before Iowa rallied. The seven point final margin was as close as Iowa would get in the final 20 minutes.

Adam Haluska led Iowa with 21 points, with 16 of those coming in the second half. Tyler Smith added 17 points, six rebounds, six assists and two steals. Seth Gorney added a career-best 12 points (5-7 FGs) and five rebounds.

### IOWA -- 64

Name	FG	3-PT	FT	RB	PF	TP	A	TO	BK	S	MN
Smith	8-17	0-1	1-2	6	1	17	6	3	0	2	39
Gorney	5-7	0-0	2-3	5	1	12	1	1	0	0	25
Haluska	7-16	2-7	5-6	4	3	21	1	2	1	1	38
Johnson	1-4	0-1	2-2	2	2	4	2	1	0	1	26
Henderson	2-4	0-0	1-2	4	2	5	1	4	0	1	29
Angle	0-0	0-0	0-0	1	0	0	0	0	0	0	3
Freeman	0-3	0-1	0-0	1	2	0	0	1	0	0	15
Tate	1-2	0-0	1-1	4	2	3	0	2	0	1	11
Looby	1-2	0-0	0-0	3	5	2	1	0	0	1	14
Team				3							
<b>Totals</b>	<b>25-55</b>	<b>2-10</b>	<b>12-16</b>	<b>33</b>	<b>18</b>	<b>64</b>	<b>12</b>	<b>14</b>	<b>1</b>	<b>7</b>	<b>200</b>
	<b>FG%: .455</b>	<b>3PT%: .200</b>	<b>FT%: .750</b>								

### INDIANA -- 71

Name	FG	3-PT	FT	RB	PF	TP	A	TO	BK	S	MN
White	10-13	0-0	3-5	12	0	23	1	3	2	0	35
Stemler	2-6	1-5	2-2	7	4	7	1	3	0	0	32
Bassett	2-5	2-3	4-4	1	1	10	1	1	0	0	30
Wilmont	6-14	3-8	0-0	5	4	15	1	0	0	1	34
Calloway	2-8	0-0	4-6	1	1	8	8	4	0	3	31
Suhr	0-0	0-0	0-0	1	1	0	0	0	0	0	4
Ratliff	3-6	2-4	0-0	1	4	8	0	1	1	1	15
Allen	0-0	0-0	0-0	0	2	0	0	0	2	0	3
White	0-0	0-0	0-0	2	0	0	1	0	0	0	5
Shaw	0-2	0-1	0-0	1	0	0	0	1	0	0	11
Team				2							
<b>Totals</b>	<b>25-54</b>	<b>8-21</b>	<b>13-17</b>	<b>32</b>	<b>17</b>	<b>71</b>	<b>13</b>	<b>13</b>	<b>4</b>	<b>5</b>	<b>200</b>
	<b>FG%: .463</b>	<b>3PT%: .381</b>	<b>FT%: .765</b>								

### Score by Periods:

Iowa	17	47	64
Indiana	29	42	71

### Attendance: 17,240



## 2006-07 Game Summaries

(19) OHIO STATE 82, IOWA 63  
January 20, 2007, Value City Arena, Columbus, OH

Ohio State used a 21-2 scoring run during the final 11 minutes to pull away for an 82-63 win over Iowa in the only meeting between the two teams during the regular season.

The Buckeyes started fast, taking advantage of four Iowa turnovers in the first three minutes to jump out to a 9-0 advantage. The Hawkeyes regained their composure and scored eight straight points before eventually tying the game at 11 with 14 minutes left in the half. OSU scored the final five points in the last 90 seconds of the half to take a 37-26 advantage at the break. Eleven of Iowa's 13 turnovers came in the first half.

Iowa's Seth Gorney played well in the first half, collecting four points and four rebounds in 14 minutes. He was injured in the final seconds of the half and did not return to action.

Iowa used the strong second half scoring of freshman Tyler Smith to get back in the game. Smith scored all 21 of his points in the second half, taking over on offense with Iowa trailing 41-26. Iowa would cut the deficit to four points (54-50) on a three-point basket by Smith before OSU regained control. The Buckeyes scored 13 straight points over the next four minutes and were not threatened from there.

Iowa shot 55.2% from the field in the second half and 48.2% for the game, and the rebounding was even at 27-27. Smith's 21 points led Iowa and he added four rebounds and five assists. Adam Haluska added 15 points, Tony Freeman had five assists and Kurt Looby five rebounds.

Ohio State shot 58.5% from the field, including 68% in the second half. The Buckeyes also shot 82.4% (14-17) from the foul line, compared to 33.3% (2-6) for Iowa.

### IOWA -- 63

Name	FG	3-PT	FT	RB	PF	TP	A	TO	BK	S	MN
Smith	8-19	3-8	2-3	4	3	21	5	4	0	1	36
Gorney	2-3	0-0	0-0	4	0	4	0	0	0	0	14
Haluska	6-15	3-8	0-0	4	0	15	1	1	0	0	36
Freeman	3-5	0-2	0-1	2	1	6	5	1	0	1	27
Henderdson	4-4	0-0	0-0	4	2	8	2	4	0	1	37
Angle	0-3	0-0	0-0	0	2	0	0	0	0	0	6
Johnson	1-4	1-2	0-2	1	0	3	0	0	0	0	18
Tate	2-2	0-0	0-0	1	5	4	1	1	0	0	13
Looby	1-1	0-0	0-0	5	4	2	0	0	0	0	13
Team				2							
<b>Totals</b>	<b>27-56</b>	<b>7-20</b>	<b>2-6</b>	<b>27</b>	<b>17</b>	<b>63</b>	<b>14</b>	<b>13</b>	<b>0</b>	<b>3</b>	<b>200</b>
	<b>FG%:</b>	<b>.482</b>	<b>FT%:</b>	<b>.350</b>		<b>3PT%:</b>	<b>.333</b>				

### OHIO STATE -- 82

Name	FG	3-PT	FT	RB	PF	TP	A	TO	BK	S	MN
Harris	2-7	1-5	0-0	1	1	5	0	1	0	0	15
Oden	12-13	0-0	5-5	10	2	29	1	4	2	0	36
Conley, Jr.	3-6	0-2	2-4	2	3	8	10	3	0	4	34
Lewis	4-7	2-4	2-2	2	0	12	2	1	0	0	32
Butler	2-5	0-3	0-0	1	1	4	4	1	0	0	25
Lighty	1-4	0-2	5-6	1	2	7	0	0	0	0	18
Cook	4-6	3-4	0-0	7	2	11	0	1	0	0	21
Terwilliger	1-2	0-0	0-0	0	1	2	0	0	0	0	4
Hunter	2-3	0-0	0-0	1	1	4	0	0	0	0	15
Team				2							
<b>Totals</b>	<b>31-53</b>	<b>6-20</b>	<b>14-17</b>	<b>27</b>	<b>13</b>	<b>82</b>	<b>17</b>	<b>11</b>	<b>2</b>	<b>4</b>	<b>200</b>
	<b>FG%:</b>	<b>.585</b>	<b>3PT%:</b>	<b>.300</b>		<b>FT%:</b>	<b>.824</b>				

### Score by Periods:

Iowa	26	37	63
Ohio State	37	45	82

Attendance: 18,963