



# IOWA FOOTBALL

## IOWA HAWKEYES RESULTS/SCHEDULE 3-2, 0-2 B1G

9/2	Wyoming	W, 24-3
9/9	at Iowa State	W, 44-41 (OT)
9/16	North Texas	W, 31-14
9/23	#4 Penn State*	L, 19-21
9/30	at Michigan State*	L, 10-17
<b>10/7</b>	<b>Illinois (HC)*</b>	<b>11:01 a.m./BTN</b>
10/14	Open	
10/21	at Northwestern*	TBD
10/28	Minnesota (FW)*	TBD
11/4	Ohio State*	TBD
11/11	at Wisconsin*	TBD
11/18	Purdue*	TBD
11/24	at Nebraska*	3 p.m./FS1

\* -- Big Ten Conference Game

## ILLINOIS FIGHTING ILLINI RESULTS/SCHEDULE 2-2, 0-1 B1G

9/2	Ball State	W, 24-21
9/9	Western Kentucky	W, 20-7
9/15	at South Florida	L, 23-47
9/29	Nebraska*	L, 6-28
<b>10/7</b>	<b>at Iowa*</b>	<b>11:01 a.m./BTN</b>
10/14	Rutgers*	11 a.m.
10/21	at Minnesota*	2:30 p.m.
10/28	Wisconsin*	11 a.m.
11/4	at Purdue*	TBA
11/11	Indiana*	TBA
11/18	at Ohio State*	TBA
11/25	Northwestern*	TBA

\*-- Big Ten Conference Game

## 2017 BIG TEN COACHES TELECONFERENCE

The Big Ten coaches teleconferences are held each Tuesday beginning Aug. 29, with the final weekly call scheduled for Nov. 21. Media wishing to participate in the teleconference can contact the Big Ten Office at 847-696-1010 to obtain the call-in information. All times listed below are central time:

11:00	Chris Ash, Rutgers
11:08	Jim Harbaugh, Michigan
11:16	Paul Chryst, Wisconsin
11:24	Mike Riley, Nebraska
11:32	Mark Dantonio, Michigan State
<b>11:40</b>	<b>Kirk Ferentz, Iowa</b>
11:48	P.J. Fleck, Minnesota
11:56	Pat Fitzgerald, Northwestern
12:04	Lovie Smith, Illinois
12:12	DJ Durkin, Maryland
12:20	Jeff Brohm, Purdue
12:28	James Franklin, Penn State
12:36	Urban Meyer, Ohio State
12:44	Tom Allen, Indiana

## GAME #6: ILLINOIS AT IOWA (HOMECOMING)



### IOWA HAWKEYES

**Record:** 3-2, 0-2  
**AP Ranking:** RV  
**Coaches Ranking:** NR  
**Head Coach:** Kirk Ferentz  
**Alma Mater:** Connecticut  
**Overall Record:** 150-115 (22 yrs)  
**Record at Iowa:** 138-94 (19 yrs)



### ILLINOIS FIGHTING ILLINI

**Record:** 2-2, 0-1  
**AP Ranking:** NR  
**Coaches Ranking:** NR  
**Head Coach:** Lovie Smith  
**Alma Mater:** Tulsa  
**Overall Record:** 5-11 (2 yrs)  
**Record at MSU:** 5-11 (2 yrs)

### THE SETTING

**Date:** Saturday, Oct. 7, 2017  
**Location:** Iowa City, Iowa  
**Stadium:** Kinnick Stadium (70,585)  
**Surface:** Field Turf  
**Kickoff:** 11:01 a.m. (CT)  
**Tickets:** hawkeyesports.com/tickets  
**Series:** Iowa trails 32-38-2  
**TV:** BTN (BTN2GO)

*Brandon Gaudin, play-by-play*

*Glen Mason, analyst*

*Elise Menaker, reporter*

**Radio:** Hawkeye Radio Network

*Gary Dolphin, play-by-play*

*Ed Podolak, color analyst*

*Rob Brooks, sideline reporter*

KRUI Radio

**Live Audio:** [hawkeyesports.com](http://hawkeyesports.com) (Hawkeye All-Access)

**Live Stats:** [hawkeyesports.com](http://hawkeyesports.com)

**Twitter:** @TheIowaHawkeyes / @IowaFBLive

**Satellite Radio:** Sirius Channel 135; XM Channel 195



**1** In a tradition that started at the University of Iowa football team's season opener in 2017, fans inside Kinnick Stadium and patients and families inside the UI Stead Family Children's Hospital exchange waves at the end of the first quarter of each home game.

**2** LB Josey Jewell leads the Big Ten and ranks third in the nation with 60 tackles. He has 32 tackles over the last two weeks. Only 11 other players in the Big Ten have 32 tackles this season. Jewell's 8.5 TFL leads the Big Ten.

**3** QB Nate Stanley has 12 touchdown passes, tying for second in the Big Ten and tied for 10th in the nation. Stanley has 133 pass attempts and 12 touchdown passes since being intercepted on his third pass attempt of the season.

**4** The Hawkeyes have three players ranked in the top 10 in the league in sacks. Sophomore DE Anthony Nelson is tied for third with 4 sacks (15 yards), and true freshman DE A.J. Epenesa and senior LB Josey Jewell are tied for eighth with 2.5 sacks.

**5** Iowa's starting linebackers have a combined 99 career starts: Josey Jewell (36), Ben Niemann (32), and Bo Bower (31). They rank one, two, and three on the team in tackles.

**6** WR Matt VandeBerg (119) is seven receptions from moving into the program's all-time top 10 list (Marv Cook, 126).

**7** Iowa DE A.J. Epenesa (T8th-2.5) and Illinois DE Bonny Roundtree (T6th-3.0) are the only freshmen ranked in the top 10 in the Big Ten in sacks.

**8** DB Josh Jackson ties for the Big Ten lead in passes defended (10) and interceptions (2). He ranks second in passes broken up (8).

**9** RB Akrum Wadley leads Iowa in rushing (368) and receiving yards (244). Wadley has 380 career carries for 2,131 rushing yards, 13th all-time. He is 98 yards from passing Shonn Greene and moving into the program's all-time top 10.

**10** QB Nate Stanley has a 175.2 passing efficiency in the fourth quarter and overtime. The numbers include 21 completions in 35 attempts for 323 yards, four touchdowns and zero interceptions (5 quarters, 1 overtime period).



QB

**4 NATE STANLEY | SO | 6-5 | 235***Menomonie, Wisconsin (Menomonie)*

- 5 career start/12 career games played
- 12 TD passes, ties 2nd in BIG and 10th nationally
- 133 consecutive passes without an interception
- 12 TDs to 6 diff. players (3 WR, 2 TE, 1 RB)
- Fourth Quarter + OT = 21-35/323 yds/4 TDs

RB

**25 AKRUM WADLEY | SR | 5-11 | 195***Newark, N.J. (Weequahic)*

- 9 career starts/35 career games played
- 142.4 all-purpose ypg 4th in BIG, 21st in NCAA
- Team leader in rushing (368) and rec. yards (244)
- 21 career rushing TDs, 10th all-time
- 11 career 100-yard games

RB

**28 TOREN YOUNG | R-FR | 5-11 | 220***Madison, Wisconsin (Monona Grove)*

- 0 career starts/1 career game played
- 19 carries, 78 yards in collegiate debut Week 3
- Blue-Grey All-American as a high school senior
- Conference Player of the Year, First Team All-State
- 333 carries, 2,779 yards, 28 TDs as a HS senior

LT

**77 ALARIC JACKSON | R-FR | 6-7 | 320***Detroit, Michigan (Renaissance)*

- 5 career start/5 career games played
- Started Weeks 1-5 at LT
- Top 10 player in state of Michigan as a prep
- Sports Medicine major
- Played basketball, soccer, baseball, and track in HS

LG

**52 BOONE MYERS | SR | 6-5 | 310***Webster City, Iowa (Webster City)*

- 25 career starts/32 career games played
- Started 3 games in 2017, Week 3-5 at LG
- Joined team as a walk-on in 2013
- Put on scholarship prior to 2014
- Environmental science major

C

**78 JAMES DANIELS | JR | 6-4 | 295***Warren, Ohio (Harding)*

- 17 career starts/28 career games played
- Rimington Trophy Watch List
- Outland Trophy Watch List
- Missed Week 1 (injury), starting center Week 2-4
- 2016 third team All-Big Ten

RG

**64 KEEGAN RENDER | JR | 6-4 | 310***Indianala, Iowa (Indianola)*

- 12 career starts/32 career games played
- First career start at center Week 1
- Started at LG Week 2, at RG Weeks 3-5
- Started 7 games in '16: 6 at LG, 1 at RG
- Played in every game since 2015 opener

RT

**79 SEAN WELSH | SR | 6-3 | 295***Springboro, Ohio (Springboro)*


- 41 career starts/44 career games played
- Outland Trophy Watch List
- Second team preseason All-American by SI.com
- 2016 second team All-America (*USA Today*)
- 2016 third team All-Big Ten

WR

**89 MATT VANDEBERG | SR | 6-1 | 190***Brandon, S.D. (Brandon Valley)*

- 23 career start/46 career games played
- 119 career receptions, 11th all-time
- 24 straight games played with reception
- Missed 9 games in '16, granted medical redshirt for '17
- Graduated and got married in Spring, 2017

WR

**84 NICK EASLEY | JR | 5-11 | 203***Newton, Iowa (Newton/Iowa Western CC)*

- 4 career starts/5 career games played
- Led team in receptions Week 1 (4), Week 2 (7), Week 3 (5)
- Team leader in receptions (20)
- Tied for the team lead with three touchown receptions
- NJCAA All-American in 2016

WR

**6 IHMIR SMITH-MARSETTE | FR | 6-2 | 175***Newark, New Jersey (Weequahic)*

- 1 career start/5 career games played
- 4 catches, 36 yards, 2 TDs in first career start at Iowa State
- Game-winning 5-yard TD reception in OT at Iowa State
- Fourth true freshmen to start at WR in Ferentz era
- Attended same high school as teammate Akrum Wadley

TE

**87 NOAH FANT | SO | 6-4 | 252***Omaha, Nebraska (Omaha South)*

- 4 career starts/16 career games played
- Tied for the team lead with three touchown receptions
- 10 receptions -- 3 TDs, 6 first downs
- 2 receiving TDs Week 1 (2, 27)
- 1 of 10 true freshman to play in 2016

TE

**38 T.J. HOCKENSON | R-FR | 6-5 | 243***Chariton, Iowa (Chariton)*

- 4 career start/5 career games played
- Career high 46 yards receiving Week 5 at MSU
- First career touchdown vs. North Texas (8 yards)
- First two career receptions at Iowa State (24, 17)
- 8 receptions -- 1 touchdown, 7 first downs

FB

**45 DRAKE KULICK | SR | 6-1 | 240***Muscatine, Iowa (Muscatine)*

- 7 career starts/30 career games played
- Career-high two receptions at Iowa State
- Moved from LB to FB prior to 2014
- 2016 Academic All-Big Ten, Coaches Appreciation Award
- Joined team in 2013 as a walk-on, Graduated in Spring 2017

K

**91 MIGUEL RECINOS | JR | 6-1 | 192***Mason City, Iowa (Mason City)*


- 9 career games played
- 4-for-5 field goal attempts in 2017 (lone miss was blocked)
- 17-for-17 in career extra point attempts
- Career-long 47-yard FG vs. Wisconsin in 2016
- Joined team in 2014 as a walk-on

QB

**8 TYLER WIEGERS | JR | 6-4 | 225***Lake Orion, Michigan (Detroit County Day)*

- 0 career starts/5 career games played
- 3-of-4 career passing, 32 yards
- Last pass attempt was Oct. 17, 2015 at NW
- Led Iowa's final drive vs. N. Texas, 1st appearance since '15
- Biomedical engineering major

DE

**98 ANTHONY NELSON | SO | 6-7 | 260***Urbandale, Iowa (Waukee)*

- 6 career starts/18 career games played
- 4 sacks ties for third in B1G
- 6 sacks in 2016 ranked second on the team
- Preseason third team All-Big Ten (Athlon Sports)
- Father Jeff Nelson played DL at Iowa

DT

**95 CEDRICK LATTIMORE | SO | 6-5 | 295***Redford, Michigan (East English Village)*

- 5 career starts/11 career games played
- Career-high two tackles vs. North Texas
- 1 of 10 true freshman to play in 2016
- School record 17 sacks as high school senior
- Sports medicine major

DT

**99 NATHAN BAZATA | SR | 6-2 | 287***Howells, Nebraska (Howells-Dodge)*


- 29 career starts/41 career games played
- Career-high 8 tackles Week 5 at MSU
- Preseason fourth team All-Big Ten (Athlon Sports)
- Three-time Academic All-Big Ten
- 2016 and 2017 Leadership Group

DE

**40 PARKER HESSE | JR | 6-3 | 257***Waukon, Iowa (Waukon)*

- 26 career starts/31 career games played
- 2nd career INT set up game-tying 4Q FG at IAST
- 6.5 TFL (22 yards)
- 2 forced fumbles, team high, tied for B1G lead
- 2016 honorable mention All-Big Ten

LB

**44 BEN NIEMANN | SR | 6-3 | 233***Sycamore, Illinois (Sycamore)*

- 32 career starts/45 career games played
- Second on the team with 30 tackles
- Preseason fourth team All-Big Ten (Athlon Sports)
- Father Jay is an assistant coach at Rutgers
- Brother Nick is a redshirt freshman linebacker

LB

**43 JOSEY JEWELL | SR | 6-2 | 236***Decorah, Iowa (Decorah)*

- 36 career (consecutive) starts/43 career games played
- 60 tackles, only B1G player with at least 40 tackles
- 361 career tackles, T-8th in program history
- 16 tackles in both Weeks 4 and 5 (ties career high)
- AP Preseason First Team All-American

LB

**41 BO BOWER | SR | 6-1 | 235***West Branch, Iowa (West Branch)*

- 31 career starts/45 career games played
- Tied for third on the team with 28 tackles
- Career-high 91 tackles in '16, second on the team
- 88-yard INT return for TD in '15, 7th longest in history
- Walk-on in 2013, put on scholarship in 2014

DL

**96 MATT NELSON | JR | 6-8 | 285***Cedar Rapids, Iowa (Xavier)*

- 13 career starts/31 career games played
- Tallest player on the team
- Started all 13 games in 2016
- 2015 and 2016 Academic All-Big Ten
- 5.5 sacks in 2016 ranked third on the team

LC

**15 JOSH JACKSON | JR | 6-1 | 192***Corinth Texas (Lake Dallas)*

- 6 career starts/31 career games played
- 2 INT this season, tied for B1G lead
- 10 passes defended, tied for B1G lead
- Blocked 40-yard FG att. Week 3 vs. North Texas
- Played wide receiver in 2015 spring camp

SS

**19 MILES TAYLOR | SR | 5-10 | 203***Silver Spring, Maryland (Gonzaga College)*

- 28 career starts/43 career games played
- Tied career high with eight tackles Week 1
- 28 tackles ties for third on the team
- Brother is redshirt freshman LB Kyle Taylor
- 2017 Leadership Group

FS

**27 AMANI HOOKER | SO | 6-0 | 210***Minneapolis, Minnesota (Park Center)*

- 2 career starts/18 career games played
- Career high 13 tackles in first career start vs. PSU
- 21 tackles ranks sixth on the team
- 1 of 10 true freshman to play in 2016
- Played DB, QB, RB and WR as a prep

RC

**5 MANNY RUGAMBA | SO | 6-0 | 185***Detroit, Michigan (East English Village)*

- 6 career starts/15 career games played
- Missed Week 1 due to team suspension, started Weeks 2-4
- DNP Week 5 at MSU (injury)
- 1-of-4 true freshmen ('16) to start in secondary under Ferentz, joining Desmond King ('13), Benny Sapp ('00), and Bob Sanders ('00)

DB

**11 MICHAEL OJEMUDIA | SO | 6-2 | 200***Farmington Hills, Michigan (Harrison)*

- 2 career starts/18 career games played
- First career start Week 1 vs. Wyoming
- Second career start Week 5, career-best eight tackles
- One career pass breakup
- Mechanical engineering major

DL

**94 A.J. EPENESA | FR | 6-5 | 270***Edwardsville, Illinois (Edwardsville)*

- 0 career starts/5 career games played
- 2.5 sacks ties for eighth in B1G
- Leads team with four QB hurries
- Father Epenesa Epenesa is an Iowa football letterman
- 1-of-9 true freshmen to play in 2017

LS

**97 TYLER KLUVER | SR | 6-0 | 220***Marshalltown, Iowa (Marshalltown)*

- 44 career games played
- Handled all deep snaps from 2014-17 (punt, PAT, FG)
- Redshirted in 2013, joined program as a walk-on
- Put on scholarship in 2016
- All-American long snapper as a prep

P

**7 COLTEN RASTETTER | SO | 6-2 | 210***Guttenberg, Iowa (Clayton Ridge)*

- 6 career games played
- 25 punts, 39.7 average
- 1-for-1 career passing, 15 yards (first down)
- Joined program and redshirted in 2015
- First team all-state punter and wide receiver in 2014

**GENERAL INFORMATION**

**Location:** Iowa City, Iowa  
**Founded:** 1847  
**Enrollment:** 33,564  
**President:** Bruce Harreld  
**Director of Athletics:** Gary Barta  
**Conference:** Big Ten (West Division)  
**Nickname:** Hawkeyes  
**Mascot:** Herky  
**Colors:** Black and Gold (PMS 116)  
**First Year of Football:** 1889  
**All-Time Record:** 636-550-39  
**All-Time Bowl Record:** 14-15-1  
**National Champions:** 1921, '56, '58, '60

**STADIUM INFORMATION**

**Stadium:** Kinnick Stadium  
**Opened:** 1929  
**Capacity:** 70,585  
**Playing Surface:** Field Turf  
**All-Time Record:** 281-183-15

**TEAM INFORMATION**

**Basic Offense:** Multiple  
**Basic Defense:** 4-3  
**Lettermen Returning in 2017:**  
*47 (21 offense, 23 defense, 3 specialist)*  
**Letterman Lost:**  
*18 (12 offense, 5 defense, 1 specialist)*  
**Starters Returning/Lost:** 15/8

**UI ATHLETIC COMMUNICATIONS**

**Office:** (319) 335-9411  
**Director (Contact):** Steve Roe  
**E-Mail:** ..... steven-roe@uiowa.edu  
**Associate (Secondary Contact):** Matt Weitzel  
**E-Mail:** ..... matthew-weitzel@uiowa.edu  
**Associate:** Chris Brewer  
**E-Mail:** ... christopher-brewer@uiowa.edu  
**Associate:** James Allan  
**E-Mail:** ..... james-allan@uiowa.edu  
**Administrative Assistant:** Rhonda Wetjen  
**E-Mail:** ..... rhonda-wetjen@uiowa.edu

**Mailing Address:**

S300 Carver-Hawkeye Arena  
 Iowa City, IA 52242-1020

**FOLLOW THE #HAWKEYES**

Hawkeye fans join the twitter conversation during each game by following @IowaFBLive and @TheIowaHawkeyes. Also, fans are encouraged to include #Hawkeyes in your tweets. Get insider information about the Iowa football team at @HawkeyeFootball.

**HAWKEYE HISTORY**

Iowa has played 1,225 games since beginning football in 1889. Iowa's overall record is 636-550-39 (.535). That includes a 397-218-16 (.643) record in home games, a 239-332-23 (.422) record in games away from Iowa City, a 320-371-25 (.464) mark in Big Ten games and a 281-183-15 (.607) record in Kinnick Stadium.

**HAWKEYES ON HOMECOMING**

Iowa holds a 57-43-5 (.567) record in 105 Homecoming games. Iowa has won five of its last seven Homecoming games, including a 29-20 win against Illinois in 2015, the last time Illinois was the Hawkeyes' homecoming opponent. Iowa is 6-5-2 against Illinois on Homecoming.

Iowa is 17-5 on Homecoming since 1995, and 13-4 since 2000, including winning seven in a row from 2000-06. The Hawkeyes are 13-5 in Homecoming contests under Kirk Ferentz.

**TACKLE BY JOSEY JEWELL**

LB Josey Jewell leads the Big Ten and ranks third in the nation with 60 tackles. His 8.5 tackles-for-loss also lead the Big Ten. He has 32 tackles over the last two weeks, twice matching his career high with 16 vs. Penn State and 16 at Michigan State. Only 11 other Big Ten Players have as many tackles this season as Jewell has had the last two weeks (32). He is the only conference player with at least 40 tackles.

Jewell has led the team in tackles in each of the last two seasons (126 in 2015, 124 in 2016). His 2017 totals include 2.5 sacks, 8.5 tackles for loss, and four pass break-up. The four pass breakups tie for sixth in the Big Ten.

Jewell has 361 career tackles, tying Tom Rusk for eighth all-time. He has 16 career games with double digit tackles.

Jewell was named Walter Camp, Lott IMPACT, and Bednarik Award national and Big Ten Conference Defensive Player of the Week following Iowa's 24-3 win over Wyoming on Sept. 2. Jewell led Iowa with 14 tackles, including seven solo stops.

Jewell was named Big Ten co-Defensive Player of the Week, Bronko Nagurski Defensive Player of the Week, Bednarik Award, and College Sports Madness Defensive Player of the Week following his performance vs. No. 4 Penn State. He matched his career best with 16 tackles, including 11 solo stops. He added three tackles for loss, two pass break-ups, and a recovered fumble. His fifth career interception and 33-yard return in the second quarter led to Iowa's first touchdown of the game.

**STANLEY MAKING HISTORY**

QB Nate Stanley has 12 touchdown passes, tying for second in the Big Ten and tied for 10th in the nation. All 12 touchdowns came in the first four games of the season. Stanley was the first quarterback in program history to throw 12 touchdown passes in their first four starts. The four-game stretch was Iowa's best since Chuck Hartlieb threw 12 touchdowns over a four-game stretch in 1987. Chuck Long threw 14 touchdowns in the first four games in 1985.

Stanley has 133 pass attempts and 12 touchdown passes since being intercepted on his third pass attempt of the season. He has since completed 80-of-133 (60.1%) attempts.

Stanley threw three touchdowns in his first career start Week 1. The last quarterback to do that was Ricky Stanzi (3, vs. Florida Atlantic in 2008). Since, 1999, the only other quarterback to throw three or more touchdowns in his first career start under Ferentz was Jon Beutjer (4, at Indiana in 2000).

Stanley threw for five touchdowns and 333 yards against Iowa State in Week 2, becoming the first Iowa quarterback with 300-plus passing yards and five-plus touchdown passes since Chuck Hartlieb vs. Northwestern in 1987.

After a slow start in the home loss to Penn State, Stanley completed 12 of his final 14 pass attempts, while also leading Iowa on a three-play, 80-yard scoring drive to take a 19-15 advantage in the final two minutes.



## HEAD COACH KIRK FERENTZ

Kirk Ferentz (pronounced FAIR-rintz, rhymes with parents) is in his 19th season as head football coach at Iowa. He is the dean of NCAA Division I football coaches. His contract runs through the 2025 season.



- Named Big Ten Coach of the Year for the fourth time in his career (2002, 2004, 2009, 2015). Only Michigan's Bo Schembechler (6) has more conference coach of the year awards.
- Guided Iowa to Big Ten titles in 2002 and 2004, and the Big Ten West Division title in 2015.
- Named Woody Hayes, Eddie Robinson, and Bobby Dodd Coach of the Year in 2015. Was a finalist for the Maxwell Football Club, Paul "Bear" Bryant Coach of the Year award.
- Ferentz is sixth with 138 overall wins as a member of the Big Ten Conference. He has 82 Big Ten wins, which ranks sixth all-time.
- Named the 2002 Associated Press and Walter Camp National Coach of the Year and AFCA Regional Coach of the Year.
- Iowa has made two BCS bowl appearances, including a 24-14 win in the 2010 FedEx Orange Bowl, and one CFP Bowl (2016).
- Iowa has played in 10 January bowl games with four January bowl victories (2004 Outback Bowl, 2005 Capital One Bowl, 2009 Outback Bowl and 2010 FedEx Orange Bowl).
- Iowa has posted a 129-73 (.639) overall mark and a 78-51 (.605) Big Ten record since 2001. Ferentz has placed in the top one-half of the conference 11 times, including Big Ten titles in 2002 and 2004, a second-place finish in 2009, and a West Division title in 2015.
- At Iowa, Ferentz holds an overall record of 138-94 (.595) and an 82-65 (.558) mark in Big Ten games. In 22 seasons as a college head coach, he holds a career mark of 150-115 (.566). He had an overall record of 12-21 at Maine from 1990-92.
- The only Division I head coach to coach three sons at the same college. Brian, an assistant coach since 2012 and Iowa's first-year offensive coordinator, was a Hawkeye letterman from 2003-05. James was a three-year starter on the Hawkeye offensive line before graduating in May, 2013. Steven was a senior offensive lineman in 2016.

### FERENTZ COACHING RECORD AT IOWA (18 YEARS)

YEAR	OVERALL	(PCT)	BIG TEN	(PCT)	BOWL
2017	3-2	.600	0-2	.000	
2016	8-5	.615	6-3	.667	Outback
2015	12-2	.857	8-0	1.000	Rose
2014	7-6	.538	4-4	.500	TaxSlayer
2013	8-5	.615	5-3	.625	Outback
2012	4-8	.333	2-6	.250	---
2011	7-6	.538	4-4	.500	Insight
2010	8-5	.615	4-4	.500	Insight
2009	11-2	.846	6-2	.750	Orange
2008	9-4	.692	5-3	.625	Outback
2007	6-6	.500	4-4	.500	---
2006	6-7	.462	2-6	.250	Alamo
2005	7-5	.583	5-3	.625	Outback
2004	10-2	.833	7-1	.875	Capital One
2003	10-3	.769	5-3	.625	Outback
2002	11-2	.846	8-0	1.000	Orange
2001	7-5	.583	4-4	.500	Alamo
2000	3-9	.250	3-5	.375	---
1999	1-10	.091	0-8	.000	---
<b>Overall</b>	<b>138-94</b>	<b>.595</b>	<b>82-65</b>	<b>.558</b>	

### FERENTZ AMONG B1G LEADERS, CLOSING ON FRY

Kirk Ferentz has 138 overall wins and 82 Big Ten wins as Iowa's head coach. The 82 conference wins rank sixth among the conference's all-time winningest coaches in Big Ten games.

Ferentz's 138 wins in all games coached as a member of the Big Ten Conference rank sixth in league history and second all-time at Iowa. He is five wins from tying Hayden Fry as the Hawkeyes' all-time winningest football coach.

Both Ferentz (138, 82) and Fry (143, 96) rank in the top seven in overall wins and Big Ten wins. Only Iowa and Michigan have two coaches ranked in the top 10 of both win categories (Bo Schembechler 194, 143; and Lloyd Carr 122, 81).

### FERENTZ TOPS IN LONGEVITY

Kirk Ferentz is in his 19th season as Iowa's head football coach. He is the longest tenured active head coach in college football. Ferentz was named Iowa head coach on Dec. 2, 1998. Gary Patterson of TCU is No. 2 in coaching tenure. Patterson's first year with the Horned Frogs was 2001. Among Big Ten coaches, only Pat Fitzgerald (2006) and Mark Dantonio (2007) have been at their current schools for 10 seasons or more.

### BIG TEN PERFECTION

University of Iowa head coach Kirk Ferentz has twice navigated the Big Ten regular season schedule with an undefeated record. The Hawkeyes were 8-0 in 2002 and shared the Big Ten championship with Ohio State, and 8-0 in 2015, winning the Big Ten West Division title.

Since 1954, when the conference schedule expanded to seven games, only six Big Ten coaches, including Ferentz, have multiple undefeated Big Ten seasons.

Coch (School)	Record	Year
Duffy Daugherty (MSU)	7-0	1965
Duffy Daugherty (MSU)	7-0	1966
<b>Kirk Ferentz (Iowa)</b>	<b>8-0</b>	<b>2002</b>
<b>Kirk Ferentz (Iowa)</b>	<b>8-0</b>	<b>2015</b>
Woody Hayes (OSU)	7-0	1954
Woody Hayes (OSU)	7-0	1957
Woody Hayes (OSU)	7-0	1968
Woody Hayes (OSU)	7-0	1970
Woody Hayes (OSU)	8-0	1975
Urban Meyer (OSU)	8-0	2012
Urban Meyer (OSU)	8-0	2013
Urban Meyer (OSU)	8-0	2014
Bo Schembechler (Michigan)	8-0	1971
Bo Schembechler (Michigan)	8-0	1980
Bo Schembechler (Michigan)	8-0	1989
Jim Tressel (OSU)	8-0	2002
Jim Tressel (OSU)	8-0	2006



2017 BIG TEN STANDINGS

WEST DIVISION

Team	Big Ten	Pct.	Overall	Pct.
Nebraska	2-0	1.00	3-2	.600
Wisconsin	1-0	1.00	4-0	1.00
Minnesota	0-1	.000	3-1	.750
Purdue	0-1	.000	2-2	.500
Illinois	0-1	.000	2-2	.500
Northwestern	0-1	.000	2-2	.500
Iowa	0-2	.000	3-2	.600

EAST DIVISION

Team	Big Ten	Pct.	Overall	Pct.
Ohio State	2-0	1.00	4-1	.800
Penn State	2-0	1.00	5-0	1.00
Michigan	1-0	1.00	4-0	1.00
Maryland	1-0	1.00	3-1	.750
Michigan State	1.0	1.00	3-1	.750
Rutgers	0-2	.000	1-4	.200
Indiana	0-2	.000	2-2	.500

NATIONAL RANKINGS

AP Poll

Oct. 1

- Alabama
- Clemson
- Oklahoma
- Penn State
- Georgia
- Washington
- Michigan
- TCU
- Wisconsin
- Ohio State
- Washington St.
- Auburn
- Miami (FL)
- USC
- Oklahoma State
- Virginia Tech
- Louisville
- South Florida
- San Diego State
- Utah
- Notre Dame
- Florida
- West Virginia
- NC State
- UCF

Amway Coaches Poll

Oct. 1

- Alabama
- Clemson
- Oklahoma
- Penn State
- Washington
- Georgia
- Michigan
- Wisconsin
- Ohio State
- TCU
- Washington St.
- Miami (FL)
- Oklahoma State
- USC
- South Florida
- Louisville
- Utah
- Virginia Tech
- Florida
- San Diego State
- Notre Dame
- West Virginia
- NC State
- UCF

HAWKEYES IN THE POLLS

Date	AP	CP	S16	CFP
Pre.	NR	NR	NR	
9/5	NR	RV	NR	
9/10	NR	RV	NR	
9/17	RV	RV	NR	
9/24	RV	RV	NR	
10/1	RV	NR	NR	

AP=Associated Press; CP=Coaches; S16=Super 16; CFP=College Football Poll

THE SERIES

Saturday will be the 73rd meeting between Iowa and Illinois. Iowa trails the all-time series, 32-38-2, but the Hawkeyes have won 11 of the last 14 meetings, eight of the last nine, and three in a row. Iowa is 17-18-2 against the Illini in games played in Iowa City, but have won the last four at home. Illinois' last win at Kinnick Stadium was in 1999 (40-24), Kirk Ferentz's first year as Iowa's head coach. Here are the series results:

11/30/1899	W	58-0	*11/21/1970	W	22-16
*11/09/1901	L	0-27	11/20/1971	L	0-31
11/27/1902	L	0-80	*11/25/1972	W	15-14
*11/21/1903	W	12-0	10/27/1973	L	0-50
11/19/1904	L	0-29	*10/26/1974	W	14-12
*11/09/1907	W	25-12	*9/11/1975	L	12-27
11/07/1908	L	0-22	9/11/1976	L	6-24
*10/26/1918	L	0-19	10/06/1979	W	13-7
10/18/1919	L	7-9	*10/11/1980	L	14-20
10/23/1920	L	3-20	10/31/1981	L	7-24
*10/15/1921	W	14-2	*10/30/1982	W	14-13
10/21/1922	W	8-7	10/01/1983	L	0-33
*10/20/1923	L	6-9	*9/29/1984	W	21-16
11/01/1924	L	0-36	*11/09/1985	W	59-0
*10/17/1925	W	12-10	11/08/1986	L	16-20
10/16/1926	L	6-13	*11/04/1989	L	7-31
*11/05/1927	L	0-14	11/03/1990	W	54-28
*10/20/1929	T	7-7	*10/19/1991	W	24-21
10/26/1935	W	19-0	10/17/1992	W	24-14
*10/17/1936	T	0-0	*10/16/1993	L	3-49
*11/23/1940	W	18-7	10/15/1994	L	7-47
11/08/1941	W	21-0	*11/04/1995	L	7-26
*10/17/1942	L	7-12	11/02/1996	W	31-21
*11/06/1943	L	10-19	*9/27/1997	W	38-10
10/14/1944	L	6-40	9/26/1998	W	37-14
11/10/1945	L	7-48	*11/06/1999	L	24-40
*11/02/1946	L	0-7	10/14/2000	L	0-31
*10/04/1947	L	12-35	*11/01/2003	W	41-10
11/06/1948	L	0-14	10/30/2004	W	23-13
*10/08/1949	L	14-20	*10/01/2005	W	35-7
*11/11/1950	L	7-21	9/23/2006	W	24-7
11/10/1951	L	13-40	*10/13/2007	W	10-6
*11/08/1952	L	13-33	11/1/2008	L	24-27
*11/25/1967	L	19-21	11/15/2014	W	30-14
11/23/1968	W	37-13	*10/10/2015	W	29-20
11/22/1969	W	40-0	11/19/2016	W	28-0

\* - - at Iowa City

LAST MEETING: Iowa 28, Illinois 0 -- Champaign, Illinois

Iowa's offense rushed for 262 yards and three touchdowns, while its defense silenced Illinois in a 28-0 road victory at Memorial Stadium.

The game, which was played in cold (36 degrees) and windy conditions (WNW 20-25 mph), didn't see its first points until Iowa WR Riley McCarron returned a punt 55 yards for a touchdown with 4:33 remaining in the second quarter.

The Hawkeyes extended their lead to 14-0 when RB LeShun Daniels crossed the goal line on a 1-yard run, capping a 12-play, 77-yard drive midway through the third period.

Daniels scored his second touchdown of the game with 7:17 left in the fourth period on a 50-yard run to increase Iowa's lead to 21-0.



**2017 STATISTICAL COMPARISON**

	IOWA	ILL
Scoring Average	25.6	18.2
Scoring Defense	19.2	25.8
Rushing Yards	128.2	106.0
Passing Yards	211.6	161.2
Total Offense	339.8	267.2
Rushing Defense	134.8	179.5
Passing Defense	242.0	248.0
Total Defense	376.8	427.5
Punt Return Average	10.3	13.8
KO Return Average	21.9	18.4
Turnover Margin	-2	0

**PRONUNCIATION GUIDE**

Head Coach Kirk Ferentz	FAIR-ints
Asst. Coach Brian Ferentz	FAIR-ints
Asst. Coach Tim Polasek	PAWL-uh-seck
Toks Akinribade	Toeks A-KIN-ri-body
Lane Akre	ACHE-ree
Nathan Bazata	BUZZH-uh-ta
Ike Boettger	BUTT-gir
Kyshaun Bryan	KEY-shaun
Djimon Colber	JYE-mun
Trey Creamer	CREAM-ir
A.J. Epenesa	EPP-uh-NESS-uh
Adrian Falconer	FALCON-ir
Noah Fant	FANT
Daniel Gaffey	GAFF-ee
Ryan Gersonde	fir-SAUN-dau
Jake Gervase	JIR-voss
Camron Harrell	HUH-rel
Tommy Herion	HAIR-un
Parker Hesse	HESS-ee
Jake Hulett	HUGH-let
Alaric Jackson	AH-lair-ick
Dalles Jacobus	DALLAS juh-COE-bus
Marcel Joly	JOLLY
Tyler Kluver	CLUE-vir
Jack Koerner	KERN-ir
Tommy Kujawa	KOO-yah-vuh
Drake Kulick	KOO-lick
Henry Marchese	mar-CASE
John Milani	muh-LON-ee
Ben Niemann	KNEE-mun
Nick Niemann	KNEE-mun
Michael Ojemudia	oh-jay-MOO-dee-uh
Peter Pekar	PEE-kar
Colten Rastatter	RASS-tet-ir
Miguel Recinos	muh-GEL ray-SEE-nos
Brady Reiff	REEF
Manny Rugamba	ru-GUM-buh
Kyler Schoot	SHOT
Austin Schulte	SHUL-tee
Ihmir Smith-Marsette	AH-meer Smith MAR-set
Jason Sobotka	suh-BOT-kuh
Austin Spiewak	SPEE-wack
Jackson Subbert	SUE-birt
Nate Vejvoda	vuh-VO-duh
Akrum Wadley	ACK-rum
Tyler Wiegiers	WEE-girs
Nate Wieting	WHEAT-ing
Jon Wisnieski	Wiz-NIS-ski

CB Manny Rugamba forced and recovered a fumble on the ensuing kickoff, which resulted in an Akrum Wadley 2-yard touchdown run five plays later.

Daniels (159) and Wadley (82) combined for 241 of Iowa's 342 total yards of offense. C.J. Beathard improved to 10-1 in true road games as Iowa's starting quarterback, completing 9-of-17 passes for 80 yards in the windy conditions.

Iowa's defense amassed seven tackles for loss, two sacks, and forced two turnovers (fumble, interception). Iowa forced Illinois to punt on its first 10 possessions, a streak that was snapped by a CB Desmond King interception in the third quarter. Illinois' final four drives ended with an interception, turnover on downs, fumble, and turnover on downs.

LB Josey Jewell was credited with a team-best 10 tackles, while Anthony Gair registered a career-best eight stops. In addition to his forced fumble and recovery, Rugamba had seven tackles.

**POCKET PRESSURE**

The Hawkeyes have three players ranked in the top 10 in the league in sacks. Sophomore DE Anthony Nelson is tied for third in the Big Ten with four sacks (15 yards) and true freshman DE A.J. Epenesa and senior LB Josey Jewell are tied for eighth with 2.5 sacks. Nelson had six sacks as a freshman last season, second best on the team. Epenesa leads the team with four quarterback hurries. Jewell leads the conference with 8.5 tackles for loss.

**FINISH STRONG**

Iowa has scored 46 points in the fourth quarter, more than any other quarter. The Hawkeyes also have a touchdown in their lone overtime period (W 44-41 at Iowa State). QB Nate Stanley has a 175.2 passing efficiency in the fourth quarter and overtime. The numbers include 21 completions in 35 attempts for 323 yards, four touchdowns and zero interceptions.

**WE'VE GOT YOU COVERED**

Junior DB Josh Jackson and sophomore FS Amani Hooker have stepped up to lead a secondary that lost two members to the NFL (Desmond King, Chargers; Greg Mabin, Bills).

Jackson has started all five games this season at defensive back and ties for the Big Ten lead in passes defended (10) and interceptions (2). He ranks second in passes broken up (8).

Hooker made his first career start Week 4 against Penn State and recorded a career-high 13 tackles. He had five tackles in his second career start at Michigan State. He has 21 tackles this season, sixth on the team.

**FRESH LEGS**

Running backs Toren Young and Ivory Kelly-Martin carried the ball for the first time in their careers Week 3 when RB Akrum Wadley and RB James Butler each left the North Texas game with injuries.

Young, a redshirt freshman, finished the game with a team-high 19 carries for a team-best 78 yards. Kelly-Martin, a true freshman, finished with 74 yards on 11 carries and two touchdowns (2, 6). Kelly-Martin is the first Iowa true freshman with two-plus rush TD in a game since Marcus Coker in 2010 (vs Missouri).

The rookies combined for 152 yards on 30 carries and two rushing touchdowns. Iowa's seniors, Wadley and Butler, had 98 yards rushing on 24 carries.

IOWA	TEAM STATS	ILL
28	Score	0
16	First Downs	10
49-262	Rushes-Yards	24-61
80	Passing Yards	137
9-17-1	Com-Att-Int	19-41-1
66-342	Total Offense	65-198
5-40.0	Punts-Avg.	10-36.4
2-1	Fumbles-Lost	2-1
5-40	Penalties-Yards	2-10
32:21	Possession Time	27:39



**HAWKEYE FOOTBALL BY THE NUMBERS**

100	Ferentz became the 12th coach to win 100 games at a Big Ten school (at MSU, 19-16 2OT, 10/13/12)
62	Calvin Jones' retired number, one of two in school history
63	NFL Draft picks under Kirk Ferentz
43	Hawkeyes who have played in the Super Bowl
30	Bowl games (14-15-1)
27	All-America honors under Ferentz
26	Former Hawkeyes active in the NFL
25	Players have combined to earn Academic All-America honors on 45 occasions under Ferentz
25	Consensus All-Americans (nine under Kirk Ferentz)
24	Heisman Trophy winner (1939) Nile Kinnick's retired number
23	Times finished a season ranked
14	Bowl wins, CFB Hall of Famers
14	First or second round NFL draft picks under Kirk Ferentz
12	School record 12 wins in 2015
11	Big Ten Championships
9	Former players recognized on Kinnick Stadium Wall of Honor
7	Players under Ferentz who have won national awards
6	Bowl wins under Kirk Ferentz
5	Five times finished the year ranked in top 10 over the past 12 seasons
4	Kirk Ferentz has been named B1G Coach of the Year
3	Three times won 11 games or more under Kirk Ferentz (2002, 2009, 2015)
1	Only one Iowa coach ranks above Kirk Ferentz in career wins, Hayden Fry (143)

**ON THE AVERAGE**

DOWN	PLAYS	AVG.
First Down	140	5.0
Second Down	106	4.1
Third Down	72	7.0
Fourth Down	8	7.1

**IOWA BY QUARTERS**

QUARTER	IOWA	OPPONENTS
First	14	31
Second	38	18
Third	21	24
Fourth	46	20
OT	6	3

**POINTS OFF TURNOVERS**

	T/O Gained	Pts Scored
Iowa	7	13
Opponents	9	17

**WADLEY PURSUES RARE FEAT**

Senior RB Akrum Wadley has 368 yards rushing in 2017. He rushed for 1,081 yards in 2016, and with another 1,000-yard campaign he could become the fourth Hawkeye in program history to produce back-to-back 1,000-yard rushing seasons, and the first since Fred Russell went back-to-back in 2002 (1,355) and 2003 (1,264). The other Hawkeyes with back-to-back 1,000-yard seasons include Sedrick Shaw (1,002 in 1994, 1,477 in 1995, 1,116 in 1996) and Ladell Betts (1,090 in 2000 and 1,060 in 2001).

**WADLEY MOVING UP THE CHARTS**

RB Akrum Wadley is one of 15 players in program history to rush for 2,000 career yards. He has 380 career carries for 2,131 rushing yards, 13th all-time. Among the 15 career 2,000 yard rushers in program history, Wadley (5.6) ranks third behind Tavian Banks and Shonn Greene (5.9) in average yards per carry. He is 98 yards from passing Greene and moving into the program's all-time top 10 leading rushers.

Wadley has 21 career rushing touchdowns, tying for 10th all-time, and 27 career touchdown for 162 career points, tying for 16th all-time.

Wadley has 2,883 career all-purpose yards, 16th most in program history (2,126 rush, 657 receiving, 100 KO returns).

**VANDEBERG STREAKING UP THE RANKINGS**

Senior WR Matt VandeBerg has a reception in 24 consecutive games played. He has 119 career receptions, 11th most in program history. He has 1,440 career receiving yards, 23rd in program history.

VandeBerg missed Iowa's final nine games of 2016 due to a foot injury sustained in practice on Sept. 26. He played in the first four games of the season, leading the team in receptions, receiving yards, and receiving touchdowns (19-284-3 TDs) before the injury. On Dec. 21, 2016, the Big Ten Conference granted the University of Iowa's medical hardship waiver request on behalf of VandeBerg and granted the wide receiver a fifth year of eligibility.

**NEW JERSEY PREPS LEAVE MARK ON CY-HAWK SERIES**

Senior RB Akrum Wadley and true freshman WR Iahmir Smith-Marsette, both graduates of Weequahic (WEEK-way) High School in Newark, New Jersey, combined for four touchdowns in Iowa's 44-41 overtime win at Iowa State on Sept. 9. Wadley turned a short crossing route into a 46-yard touchdown reception in the final minutes of the fourth quarter to tie the game, 38-38, and Smith-Marsette caught a five-yard touchdown pass in the first overtime to win the game, 44-41.

Wadley completed the game with 118 rushing yards on a career-high 28 attempts, four receptions for 72 yards and three KO returns for 70 yards. Smith-Marsette finished his first career start with four receptions, 36 yards, and two touchdowns, including a 15-yard diving score in the fourth quarter, and one rushing attempt for seven yards.

**BRIAN FERENTZ NAMED OFFENSIVE COORDINATOR**

Brian Ferentz, a former Hawkeye football team captain and three-year letterman for the University of Iowa football team, was named Iowa's offensive coordinator on Jan. 9, 2017. He also coaches Iowa's running backs.

Ferentz, the eldest son of UI head coach Kirk Ferentz, was an Iowa offensive lineman from 2001-05. He joined the Iowa coaching staff in 2012, serving as offensive line coach and adding the title of run-game coordinator in 2015.

In 2016, Iowa's offensive line was the recipient of the Joe Moore Award, which goes to the best offensive line in college football. Due to injuries, Iowa was forced to use seven starting combinations on the offensive line, but the Hawkeyes were able to produce two 1,000-yard rushers in the same season for the first time in program history. The Hawkeyes were also a finalist for the Joe Moore Award in 2015.

Under Ferentz's direction, left tackle Brandon Scherff won the 2014 Outland Trophy, was the Rimington-Pace Offensive Lineman of the Year in the Big Ten; and earned unanimous





## IOWA CAREER RECEPTIONS

Name	No-Yards	TDs	Years
1. K. Martin-Manley	174-1,799	12	2011-14
2. D. Johnson-Koulianos	173-2,616	17	2007-10
3. Marvin McNutt, Jr.	170-2,861	28	2008-11
4. Kevin Kasper	157-1,947	11	1997-00
5. Khalil Hill	152-1,892	15	1998-01
6. Danan Hughes	146-2,216	21	1989-92
Ronnie Harmon	146-2,045	10	1982-85
8. Tim Dwight	139-2,271	21	1994-97
9. Ed Hinkel	135-1,588	15	2002-05
10. Marv Cook	126-1,825	6	1986-88
<b>11. Matt VandeBerg</b>	<b>119-1,440</b>	<b>9</b>	<b>2013-pr.</b>
12. Clinton Solomon	118-1,864	14	2002,04-05
13. Scott Chandler	117-1,467	10	2003-06
14. Al Bream	114-1,642	7	1966-68
15. Bill Happel	112-1,685	10	1982-85
Keenan Davis	112-1,470	7	2009-12
17. Dave Moritz	109-1,912	9	1980-83
18. Travis Watkins	108-1,765	10	1986-89
19. Harold Jasper	107-1,863	8	1991-94
20. Quinn Early	106-1,845	13	1984-87

## IOWA CAREER RUSHING YARDS

Name	No-Yards	Avg.	TDs	Years
1. Sedrick Shaw	837-4,156	5.0	33	1993-96
2. Ladell Betts	831-3,686	4.4	25	1998-01
3. Albert Young	660-3,173	4.8	23	2004-07
4. Tavian Banks	505-2,977	5.9	33	1994-97
5. Fred Russell	514-2,760	5.4	17	2001-03
6. Mark Weisman	599-2,602	4.3	32	2012-14
7. Tony Stewart	532-2,562	4.8	17	1987-90
8. Owen Gill	489-2,556	5.2	22	1981-84
9. Ronnie Harmon	443-2,271	5.1	22	1982-85
10. Shonn Greene	376-2,228	5.9	22	2005-08
11. Eddie Phillips	465-2,177	4.7	19	1980-83
12. Dennis Mosley	458-2,133	4.6	14	1976-79
<b>13. Akrum Wadley</b>	<b>380-2,131</b>	<b>5.6</b>	<b>21</b>	<b>2014-pr.</b>
14. Jordan Canzeri	390-2,073	5.3	14	2011-15
15. Marcus Coker	395-2,006	5.1	18	2010-11
16. Levi Mitchell	425-1,927	4.5	10	1969-71
17. LeShun Daniels, Jr.	408-1,888	4.6	19	2013-16
18. Adam Robinson	384-1,775	4.6	15	2009-10

## IOWA CAREER TACKLES

Name	Total	Solo	Asst.	Years
1. Larry Station	492	308	184	1982-85
2. Andre Jackson	465	275	190	1972-75
3. Abdul Hodge	453	289	164	2002-05
4. Brad Quast	435	234	201	1986-89
5. Chad Greenway	416	252	164	2002-05
6. James Morris	400	180	220	2010-13
7. Fred Barr	376	217	159	1999-02
8. Tom Rusk	361	247	114	1975-78
<b>Josey Jewell</b>	<b>361</b>	<b>173</b>	<b>188</b>	<b>2014-pr.</b>
10. Matt Hughes	354	206	148	1995-98
11. Bob Sanders	348	235	113	2000-03
12. Dave Haight	346	213	133	1985-88
13. Aaron Kampman	342	209	133	1998-01
14. Melvin Foster	337	155	182	1987-90
15. Bobby Diaco	334	175	159	1992-95
16. George Davis	330	216	114	1983-86
17. Christian Kirksey	315	151	164	2010-13
18. Mike Wells	313	185	128	1990-93
19. Damien Robinson	291	183	108	1993-96
20. Jason Olejniczak	275	176	99	1990-93

consensus All-America honors. Scherff was the fifth player selected in the 2015 NFL Draft (Washington Redskins), while right tackle Andrew Donnal was selected by the St. Louis Rams in the fourth round. Center Austin Blythe was selected in the 2016 NFL Draft (Indianapolis).

Ferentz joined the Hawkeye staff after spending four years with the NFL's New England Patriots. He has been recognized by ESPN.com as one of the top assistant coaches in the Big Ten Conference under the age of 40. Prior to joining the Hawkeyes staff, Ferentz worked under Patriots head coach Bill Belichick and current Houston Texans head coach Bill O'Brien, serving as New England's tight ends coach in 2011, helping the Patriots win the AFC championship and a spot in the 2012 Super Bowl. He was an offensive assistant coach in 2010, working exclusively with the tight ends.

WALLACE, WOODS ADD COORDINATOR TITLES

Tight ends coach LeVar Woods added the title of special teams coordinator in 2017. Woods had assisted with special teams since joining the coaching staff in 2012.

Linebackers coach Seth Wallace added the title of assistant defensive coordinator in 2017. Wallace was defensive coordinator at Valdosta State before joining the Hawkeye coaching staff in 2014. He was recruiting coordinator his first two seasons. He coached defensive backs in 2015 and has coached linebackers since 2016.

COPELAND, O'KEEFE, POLASEK JOIN COACHING STAFF

Iowa has three new faces on the 2017 coaching staff. Kelton Copeland coaches the Hawkeye receivers after spending the past four years at Northern Illinois. Ken O'Keefe is back on staff as quarterbacks coach. O'Keefe was Iowa's offensive coordinator from 1999-2011 and Iowa's quarterbacks coach from 2000-11. Tim Polasek, Iowa's offensive line coach, spent the past three seasons as North Dakota State's offensive coordinator.

GRADUATE NEWCOMERS

Graduate transfers RB James Butler and WR Matt Quarells joined the Hawkeyes in fall training camp after earning their degrees from Nevada and New Mexico, respectively.

Butler has 36 carries for 158 yards in 2017. He has not played since suffering an injury Week 3 vs. North Texas. He rushed for 1,336 yards and 12 touchdowns as a junior in 2016, and was a two-time All-Mountain West honorable mention selection. The senior has one year of eligibility remaining. He is a native of Bloomingdale, Illinois.

Quarells has not seen action in 2017. He played in 13 games in 2016, catching 11 balls for 180 yards and one touchdown in the Lobos' triple option offense. The junior has two years of eligibility remaining. He is a native of St. Louis.

## CAREER 100-YARD PERFORMANCES | 2017 HAWKEYES

## RUSHING

## AKRUM WADLEY (11)

DATE	OPP	ATT.	YDS.	TDs	LONG
9/9/17	at Iowa State	28	118	1	35
9/2/17	vs. Wyoming	24	116	0	23
1/2/17	vs. #17 Florida	22	120	0	27
11/25/16	vs. #15 Nebraska	11	105	1	75
11/13/16	vs. #2 Michigan	23	115	0	22
10/15/16	at Purdue	15	176	1	75
10/8/16	at Minnesota	14	107	1	54
9/3/16	vs. Miami (Ohio)	12	121	2	38
11/7/15	at Indiana	12	120	1	65
10/17/15	at #20 Northwestern	26	204	4	41
11/1/14	vs. Northwestern	15	106	1	26

## MATT VANDEBERG (2)

DATE	OPP	REC.	YDS.	TDs	LONG
9/10/16	vs. Iowa State	7	129	1	31
9/12/15	at Iowa State	9	114	1	48



## 2017 IOWA STATISTICS

## BIG TEN TOP 10 IN BOLD

INDIVIDUAL	CATEGORY	STATS	BIG TEN	NCAA
Josey Jewell	Total Tackles	12	1st	4th
Nate Stanley	Passing TDs	12	2nd	10th
Josey Jewell	Solo Tackles	6.2	2nd	16th
Akrum Wadley	All Purpose YPG	142.40	4th	21st
Parker Hesse	Forced Fumbles	.40	5th	23rd
Nate Stanley	Passing Efficiency	150.9	5th	34th
Joshua Jackson	Interceptions Per Game	.4	5th	51st
Akrum Wadley	Rushing Yards	368	5th	53rd
Miguel Recinos	Field Goal Percentage	.800	5th	36th
Anthony Nelson	Sacks	.80	5th	29th
Nate Stanley	Completions Per Game	16.00	6th	70th
Ivory Kelly-Martin	Combined Kick Returns	206	6th	50th
Nate Stanley	Passing Yards Per Game	208.6	7th	63rd
Ivory Kelly-Martin	KO Returns	22.9	7th	50th
Nate Stanley	Completion Percentage	.588	8th	73rd
Miguel Recinos	Field Goals Per Game	.80	8th	79th
Akrum Wadley	Rushing Yards Per Game	73.6	9th	69th
Nick Easley	Receptions Per Game	4.0	13th	132nd
Akrum Wadley	Receiving Yards	244	13th	134th
Akrum Wadley	Scoring	6.0	13th	131st
Nick Easley	Receiving Yards	222	17th	158th
Akrum Wadley	Rush Yards Per Carry	3.83	17th	146th
Akrum Wadley	Combined Kick Returns	100	18th	140th

## NCAA TOP 10 IN BOLD

TEAM	STAT	BIG TEN	NCAA
<b>Fourth Down Conversions</b>	<b>.875</b>	<b>4th</b>	<b>7th</b>
KO Return Defense	16.50	5th	16th
Scoring Defense	19.2	7th	30th
Punt Returns	10.33	7th	37th
Passing Yards Per Completion	13.06	5th	37th
Punt Return Defense	4.60	6th	44th
Fewest Penalty Yards/Game	48.80	6th	46th
Time of Possession	30:42	8th	52nd
KO Returns	21.87	7th	52nd
Fewest Penalties/Game	5.80	8th	52nd
Third Down Conversions	.408	5th	56th
Rushing Defense	134.8	10th	57th
First Downs Offense	95	4th	58th
Turnovers Gained	7	7th	61st
Fewest Penalty Yards	244	9th	63rd
Total Defense	376.8	9th	65th
Tackles for Loss	6.0	8th	72nd
Completion Percentage	.591	9th	73rd
Red Zone Defense	.857	10th	76th
Passing Offense	211.6	10th	80th
Scoring Offense	25.6	11th	86th
Turnover Margin	-2	10th	87th
Turnovers Lost	9	11th	90th
Rushing Offense	128.2	12th	94th
First Downs Defense	102	14th	94th
Total Offense	339.8	12th	102nd
Tackles for Loss Allowed	7.20	10th	107th
Red Zone Offense	.733	12th	109th

**WADLEY NAMED TO PAUL HORNUNG AWARD HONOR ROLL**

RB Akrum Wadley was named to the Paul Hornung Award Honor Roll following Iowa's 44-41 overtime win at Iowa State on Sept. 9.

Wadley was one of five players nationally to earn the recognition. The Hornung Award is presented annually by the Louisville Sports Commission to the most versatile player in major college football.

Wadley accounted for 260 all-purpose yards against the Cyclones. He is averaging 142.4 all-purpose yards per game, fourth best in the Big Ten and 21st nationally.

Wadley rushed for 118 yards and one touchdown on a career-best 28 attempts, and had four receptions for 72 yards and one touchdown. He also added three kickoff returns for 70 yards.

Wadley scored on a one-yard run to give Iowa a 21-10 advantage in the third quarter. He later hauled in a short pass from quarterback Nate Stanley and turned the play into a 46-yard scoring play that tied the game in the final two minutes of the fourth quarter.

**STANLEY NAMED B1G CO-OFFENSIVE PLAYER OF THE WEEK**

QB Nate Stanley was named Big Ten Conference co-Offensive Player of the Week following Iowa's 44-41 overtime win at Iowa State on Sept. 9. He was also one of eight quarterbacks nationally named the Manning Award "Star of the Week."

Stanley completed 27-of-41 pass attempts for 333 yards and five touchdowns, with no interceptions. His scoring passes covered 10, 17, 15, 46 and 5 yards, as nine Hawkeyes had at least one reception.

Stanley led the Iowa offense on four scoring drives of at least 89 yards. Iowa's final scoring drive in the closing minutes of the fourth quarter covered 89 yards in just seven plays as the Hawkeyes tied the game with 1:52 remaining. Stanley then completed 2-of-3 passes for 15 yards in overtime, including the game-winning touchdown after Iowa State had scored a field goal on its overtime possession.

Stanley established career highs in completions (27), attempts (41), yards (333), and touchdowns (5). He had eight touchdown passes in his first two career starts (12 in four games), more than any other quarterback in the Kirk Ferentz era.

Stanley became only the second Big Ten quarterback in the last 20 years with 300-plus passing yards, five-plus touchdown passes and no interceptions in a road game. The Big Ten honor was the first career honor for Stanley.

**IOWA LEADERSHIP GROUP**

The University of Iowa football program has 17 players in its 2017 Leadership Group. The group includes five seniors, four juniors, four sophomores, two redshirt freshmen, and two true freshmen. The Leadership Group will vote on the weekly gameday captains, be involved in team decision-making throughout the season, and provide feedback to the head coach. Players were selected by team vote.

The group consists of seniors DL Nathan Bazata, LB Josey Jewell, LB Ben Niemann, WR Matt VandeBerg, OL Sean Welsh, juniors OL James Daniels, DE Parker Hesse, DB Brandon Snyder, and QB Tyler Wieggers, sophomores LB Amani Jones, DE Anthony Nelson, FB Brady Ross, and QB Nathan Stanley, redshirt freshmen LB Nick Niemann and RB Toren Young, and first-year freshmen DE A.J. Epenesa and OL Tristan Wirfs.



**INSTANT REPLAY**

Listed below are all the plays that have been reviewed in an Iowa game in 2017.

Game (Rvs)	Reviewed Play (Confirmed/Reversed)
Wyoming (1)	Wyoming TD (Reversed)
Iowa St (5)	ISU downed punt (confirmed)
	Iowa first down (overturned)
	Iowa TD reception (confirmed)
	Iowa fumble out of bounds (confirmed)
	ISU touchdown (confirmed)
N. Texas (4)	Iowa TD (overturned)
	Iowa incomplete pass (confirmed)
	Iowa first down (confirmed)
	Iowa ball spot (overturned)
PSU (3)	PSU rush (spot of ball overturned)
	PSU TD run (confirmed)
	PSU interception (overturned)
MSU (2)	Iowa lost fumble (confirmed)
	MUS short of line-to-gain (confirmed)

**IOWA IN OVERTIME**

Iowa holds a 7-4 record in overtime games. Iowa won its first overtime contest, defeating Penn State 26-23 on Nov. 4, 2000, in State College, Pa. The Hawkeyes are 3-3 in single overtime, 3-0 in double overtime and 1-1 in triple overtime. Iowa is 2-2 in overtime in Kinnick Stadium and 5-2 in overtime road games. Following are Iowa's overtime games:

Date	Result	OT's	Opponent
11/4/00	W, 26-23	Double	at Penn State
9/28/02	W, 42-35	Single	at Penn State
10/22/05	L, 23-20	Single	vs. Michigan
9/09/06	W, 20-13	Triple	at Syracuse
10/27/07	W, 34-27	Double	vs. Michigan St.
11/14/09	L, 27-24	Single	at Ohio State
9/10/11	L, 44-41	Triple	at Iowa State
10/13/12	W, 19-16	Double	at Michigan St.
10/26/13	W, 17-10	Single	vs. Northwestern
11/28/14	L, 37-34	Single	vs. Nebraska
9/9/17	W, 44-41	Single	at Iowa State

**BIG TEN BOWL GAMES SINCE 2001**

Iowa has posted a 6-8 bowl record under head coach Kirk Ferentz. Since the 2001 season, only Ohio State and Wisconsin have won more bowl games (including the FBS championship game), than Iowa. The following is the record for Big Ten teams in bowl games since 2001:

Team	Record	Pct.	Team	Record	Pct.
Ohio State	8-7	.533	Wisconsin	7-8	.467
<b>IOWA</b>	<b>6-8</b>	<b>.429</b>	Purdue	3-5	.375
Rutgers	6-3	.667	Michigan	4-9	.308
Penn State	6-7	.462	Illinois	2-3	.400
Maryland	5-5	.500	Northwestern	2-7	.222
Michigan State	5-6	.455	Minnesota	5-7	.417
Nebraska	6-8	.429	Indiana	0-3	.000

**BACK ON CAMPUS**

Four former players are on the University of Iowa football staff in 2017. Brian Ferentz, a three-year letterman from 2003-05, is in his sixth year on staff and first as offensive coordinator.

LeVar Woods, a three-year letterman from 1998-2000, is in his 10th year on the Iowa staff, his third coaching tight ends after coaching linebackers for three seasons. Woods was named Special Teams Coordinator in 2017. Woods rejoined the program as an administrative assistant in 2008.

Kelvin Bell joined the Iowa program as a defensive lineman in 2000, but had his career cut short due to injury. He returned to the program as a graduate assistant and served as director of on-campus recruiting from 2012-13 before being named recruiting coordinator and defensive assistant coach in February, 2016.

Broderick Binns, a four-year letterman from 2008-11, was named director of player development in April, 2016. Binns previously served as a graduate assistant in 2014 and 2015, working with the Hawkeye special teams.

**GRADUATE STUDENT-ATHLETES**

Eight Hawkeyes completed their undergraduate degrees prior to the 2017 season. Seniors OL Ike Boettger, DL Daniel Gaffey, FB Drake Kulick, WR Matt VandeBerg, and TE Jon Wisnieski, and junior DL Parker Hesse all earned undergraduate degrees from the University of Iowa. Senior RB James Butler and junior WR Matt Quarells joined the Hawkeyes after earning their degrees from Nevada and New Mexico, respectively.

**TRUE FRESHMEN STARTERS SINCE 1999**

Since 1999, Kirk Ferentz's first year as Iowa head coach, 20 true freshmen have started for the Hawkeyes.

2017 Ihmir Smith-Marsette	2009 Brandon Wegher, RB (2 Games)
2016 Manny Rugamba, CB (3 Games)	2007 Bryan Bulaga, OL (5 games)
2015 Jerminic Smith, WR (2 Games)	2006 Dominique Douglas, WR (11 Games)
2015 James Daniels, LG (2 Games)	2006 A.J. Edds, LB (1 Game)
2013 Matt VandeBerg, WR (2 Games)	2003 Mike Jones, LG (7 Games)
2013 Desmond King, CB (12 Games)	2003 Champ Davis, FB (1 Game)
2012 Greg Garmon, RB (1 Game)	2000 Benny Sapp, CB (8 Games)
	2000 Bob Sanders, SS (4 Games)
2011 Jordan Canzeri, RB (1 Game)	2000 Jonathan Babineaux, FB (3 Games)
2010 Marcus Coker, RB (2 Games)	1999 Fred Barr, LB (6 Games)
2010 James Morris, LB (4 Games)	



**OVERALL WINS**

(all games played as member of B1G)

Coach, Team	Wins	Seasons	Years
1. Woody Hayes, OSU	205	28	1951-78
2. Amos Alonzo Stagg, CHI	199	37	1896-32
3. Bo Schembechler, MICH	194	21	1969-89
4. Joe Paterno, PSU	162	19	1993-11
5. Hayden Fry, IOWA	143	20	1979-98
<b>6. Kirk Ferentz, IOWA</b>	<b>138</b>	<b>19</b>	<b>1999-pr.</b>
7. Henry Williams, MINN	136	22	1900-21
8. Robert Zuppke, ILL	131	29	1913-41
9. Lloyd Carr, MICH	122	13	1995-07
10. Barry Alvarez, WIS	119	18	1990-05

**BIG TEN CONFERENCE WINS**

Coach, Team	Wins	Seasons	Years
1. Woody Hayes, OSU	153	28	1951-78
2. Bo Schembechler, MICH	143	21	1969-89
3. Amos Alonzo Stagg, CHI	115	37	1896-32
4. Hayden Fry, IOWA	96	20	1979-98
5. Joe Paterno, PSU	95	19	1993-11
<b>6. Kirk Ferentz, IOWA</b>	<b>82</b>	<b>18</b>	<b>1999-pr.</b>
7. Lloyd Carr, MICH	81	13	1995-07
8. Robert Zuppke, ILL	76	29	1913-41
9. Duffy Daugherty, MSU	72	19	1954-72
10. John Cooper	70	13	1988-00

**HAWKEYES UNDER FERENTZ**

Overall .....	138-94
vs. ranked teams.....	25-40
vs. unranked teams .....	113-54
vs. Big Ten teams .....	82-66
vs. Big Ten teams (home).....	45-25
vs. Big Ten teams (away).....	37-40
vs. Big Ten teams (neutral) .....	0-1
When rushing for 150 yards or more .....	89-17
When rushing for 200 yards or more .....	55-6
When passing for 250 yards or more .....	41-20
When passing for 300 yards or more .....	10-8
When Iowa player rushes for 100 yards .....	83-25
When opponent has 100-yard rusher .....	20-42
When opponent has 300-yard passer .....	16-12
When scoring 30 points or more.....	76-8
When scoring 20 points or more.....	104-39
When opponent scores 25 points or more.....	17-58
When holding opponent to 10 pts or less .....	54-1
When Iowa scores first .....	104-29
When Iowa leads at halftime.....	112-23
When Iowa trails at halftime .....	21-68
When game is tied at halftime .....	6-3
When Iowa leads after 3 quarters .....	116-16
When Iowa trails after 3 quarters.....	16-74
When game is tied after 3 quarters.....	6-4
Games decided by 11 points or more .....	80-33
Games decided by 10 points or less .....	48-51
Games decided by 7 points or less .....	37-47
Games decided by 3 points or less .....	18-31
When Iowa has a positive turnover margin .....	80-20
When opponent has a positive turnover margin .....	22-52
When the turnover margin is equal .....	34-20
When returning a punt/kickoff for a score .....	9-6
Overtime games .....	7-4
When temperature is 50 degrees or above.....	97-70
When temperature is below 50 degrees .....	38-21
When temperature is over 90 degrees.....	4-4
When raining:.....	11-8

**HAWKEYE LEGACIES**

Iowa has nine players on its 2017 roster whose father played for the Hawkeyes: DL Will Anthony (Jason in 1991), WR Brandon Bishop (Willie in 1986), TE Drew Cook (Marv in 1985-88), DL A.J. Epenesa (Epenesa in 1997), LS Tyler Kluver (Todd in 1986-87), WR Henry Marchese (John in 1985), DE Anthony Nelson (Jeff in 1990-92), TE Peter Pekar (Jim in 1980-81), and QB Ryan Schmidt (Rick 1984-85).

Iowa has four sets of the brothers on the team: DL Jack Kallenberger and OL Mark Kallenberger, LB Ben Niemann and LB Nick Niemann, OL Landan Paulsen and OL Levi Paulsen, LB Kyle Taylor and SS Miles Taylor.

Iowa has four players whose brothers played at Iowa: LS Marshall Coluzzi (Ron in 2016), OL James Daniels (LeShun in 2013-16), DL Brady Reiff (Riley in 2008-11), OL Kevin Ward (Ryan in 2012-16).

LS Austin Spiewak is the grandson of Gary Grouwinkel, who played for Iowa in the 1957 and 1959 Rose Bowl Games.

**DEFENDING THE DEAN'S LIST**

Of the 22 Hawkeye football student-athletes that made the UI Dean's during the 2016-17 academic year, 20 return in 2017-18. They include Toks Akinribade, Brandon Bishop, Sam Brincks, Drew Cook, James Daniels, Jake Hulett, Anthony Nelson, Matt Nelson, Levi Paulson, Colton Rastetter, Brady Reiff, Ryan Schmidt, Caleb Shudak, Brandon Snyder, Jacob Sobotka, Nathan Stanley, Jackson Subbert, Miles Taylor, Nate Wieting, and Jon Wisnieski

**TROPHY GAMES**

The Hawkeyes have four trophy games on the schedule in 2017. Iowa defended the Cy-Hawk trophy with a 44-41 overtime win at Iowa State on Sept. 9. The Hawkeyes will defend the Floyd of Rosedale trophy against Minnesota at Kinnick Stadium on Oct. 28, and the Heroes Trophy on Nov. 24 at Nebraska. Iowa will try to regain possession of the Heartland Trophy at Wisconsin on Nov. 11.

**FIND THE NFL-ER**

Cole Croston, a free agent signed by the New England Patriots following the 2017 NFL draft, made the team's 53-man roster, meaning the Hawkeyes have had a future NFL player on their offensive line in each of Kirk Ferentz' 18 completed seasons. Croston split time at both tackles positions for the Hawkeyes in 2016.

Austin Blythe, a four-year Iowa starter and seventh-round selection of the Indianapolis Colts in 2016, was the 15th offensive linemen selected in the NFL draft since 1999, Kirk Ferentz's first year as UI head coach.

From 2007-14, an eventual NFL first-round draft pick started on the Iowa offensive line. Brandon Scherff, selected by the Washington Redskins fifth overall in 2015, was Iowa's left tackle from 2012-14. Riley Reiff, selected 23rd overall by the Detroit Lions in 2012, started at left tackle from 2010-11. Bryan Bulaga, selected 23rd overall by the Green Bay Packers in 2010, started at left guard in 2007 before moving to left tackle in 2008-09.

From 2005-06, Baltimore Ravens All-Pro Marshal Yanda shared time at tackle and guard for the Hawkeyes. Mike Elgin, a seventh round selection of New England, was Iowa's starting center in 2004. Pete McMahon, drafted by Oakland in 2005, was Iowa's right guard in 2003. Oakland's first round pick in 2004, Robert Gallery, was Iowa's left tackle from 2001-03. Eric Steinbach (Cincinnati) started at guard for Iowa from 2000-02, and Bruce Nelson (Carolina) was a four-year starter from 1999-02. Steinbach and Nelson were second round draft picks in 2003.



## CAPTAINS BY WEEK

Wyoming	Bazata, Jewell, Welsh, Ward
Iowa State	Bazata, Jewell, Welsh, Ward
North Texas	Jewell, VandeBerg, Wadley, Ward
Penn State	Jewell, Niemann, VandeBerg, Ward
Michigan State	Daniels, Jewell, Niemann, Ward
Illinois	
Northwestern	
Minnesota	
Ohio State	
Wisconsin	
Purdue	
Nebraska	

## CONSECUTIVE GAMES, NOT SHUTOUT

School	Games	Last Shutout
Nebraska	260	Sept. 21, 1996
	<i>(26-0 at Arizona State)</i>	
<b>IOWA</b>	<b>200</b>	<b>Oct. 14, 2000</b>
	<b><i>(31-0 at Illinois)</i></b>	
Indiana	189	Oct. 14, 2000
	<i>(58-0 at Michigan)</i>	
Penn State	188	Oct. 6, 2001
	<i>(20-0 vs. Michigan)</i>	
Purdue	45	Nov. 2, 2013
	<i>(56-0 vs. Ohio State)</i>	
Michigan	41	Sept. 6, 2014
	<i>(31-0 at Notre Dame)</i>	
Wisconsin	33	Dec. 6, 2014
	<i>(59-0 vs. Ohio State)</i>	
Maryland	25	Oct. 3, 2015
	<i>(28-0 vs. Michigan)</i>	
Minnesota	25	Oct. 3, 2015
	<i>(27-0 at Northwestern)</i>	
Northwestern	25	Oct. 10, 2015
	<i>(38-0 at Michigan)</i>	
Michigan State	17	Dec. 31, 2015
	<i>(38-0 vs. Alabama, CFP Semifinal)</i>	
Illinois	6	Nov. 19, 2016
	<i>(28-0 vs. Iowa)</i>	
Ohio State	5	Dec. 31, 2016
	<i>(31-0 vs. Clemson, CFP Semifinal)</i>	
Rutgers	0	Sept. 30, 2017
	<i>(56-0 vs. Ohio State)</i>	

IOWA PROGRAM NOTES

- The Hawkeyes have earned bowl eligibility in 15 of the last 16 seasons.
- Iowa played in the Big Ten title game for the first time in program history on Dec. 5, 2015. Iowa earned Big Ten Conference championships in 2002 and 2004 and placed second in 2009. Iowa (8-0, 2002; 8-0, 2015) is one of three Big Ten teams to post a perfect mark in conference play since 1998 (BCS era), joining Michigan State (1) and Ohio State (5).
- Iowa has ranked in the top 10 in the final Associated Press and CNN/USA Today coaches polls five times since 2002, including a ranking of seventh in both polls at the conclusion of the 2009 season. Iowa ranked eighth in 2002, 2003 and 2004. The Hawkeyes finished 2015 ranked ninth in the AP poll and 10th in the USA Today Coaches Poll. In the Big Ten, only Ohio State has more top 10 finishes since 2002.
- Since 1936 when the first AP poll was released, Iowa has appeared in the poll 312 times, the fifth highest total in the Big Ten (Ohio State, Michigan, Wisconsin, and MSU). Iowa has been the top-ranked team in the country 11 times.
- Iowa set a school record with 12 wins in 2015. The Hawkeyes won 11 games in 2002 (11-2), and 2009 (11-2). In 2009, Iowa started 9-0 and won 10 regular season games for just the fourth time in school history.
- Iowa won 10 or more games in three consecutive years (2002-04) for the first time in school history.
- Kirk Ferentz has been named Big Ten Coach of the Year four times (2002, 2004, 2009, 2015) and was named National Coach of the Year in 2002 and 2015. Only Michigan's Bo Schembechler (6) has more conference coach of the year honors. Iowa's Hayden Fry and Penn State's Joe Paterno both won the award three times.
- Iowa has had eight individual national award winners under head coach Kirk Ferentz. They include Brad Banks (2002 Davey O'Brien, Top Quarterback; 2002 Associated Press National Player of the Year); Dallas Clark (2002 Mackey, Top Tight End); Nate Kaeding (2002 Groza, Top Kicker); Robert Gallery (2003 Outland, Top Lineman); Shonn Greene (2008 Doak Walker, Top Running Back); Brandon Scherff (2014 Outland, Top Lineman), Desmond King (2015 Jim Thorpe).
- Iowa's offensive line earned the Joe Moore Award in 2016, an honor bestowed upon the top offensive line unit in the country.
- Iowa's football record in the 2000 decade was 80-45 (.640), a record that ranks as the best decade in Iowa football history, based on total wins. Iowa posted a record of 77-40-4 (.652) during the 1980's and the Hawkeyes were 62-53-2 (.538) in the 1990's. Iowa is 57-38 (.600) since 2010.
- Part of the Hawkeyes' long term success is due to the stability in the program. Iowa has had just two head coaches since 1979. Hayden Fry took over prior to the 1979 season and coached through the 1998 season, posting a record of 143-89-6. Current coach Kirk Ferentz replaced Fry and is leading the program for the 19th season. Ferentz also served as Iowa's offensive line coach from 1981-89 under Fry.

BLACK FRIDAY

Iowa and Nebraska will meet on Black Friday, the day after Thanksgiving, for the seventh consecutive season. The teams have split the last six meetings on Black Friday. The schools have played on Black Friday every year since Nebraska joined the Big Ten Conference. This season, for the first time since the rivalry was resumed, the game will kickoff at 3 p.m. (CT) and be televised on FS1.

The two teams meet on Black Friday in 2018 and 2019, but the Big Ten Conference announced Sept. 12 that the teams will move off of their Black Friday date in 2020 and 2021. Iowa will close both seasons against Wisconsin, while Minnesota will close the regular season against Minnesota.



**2017 HONORS****Nathan Bazata**

Preseason third team All-Big Ten by College Sports Madness  
Preseason fourth team All-Big Ten by Athlon Sports

**James Butler**

Preseason Senior Bowl Watch List

**Ike Boettger**

Preseason Senior Bowl Watch List

**James Daniels**

Rimington Award Preseason Watch List  
Outland Trophy Preseason Watch List  
Preseason fourth team All-America by Athlon Sports  
Preseason second team All-Big Ten by Athlon Sports  
Preseason second team All-Big Ten by College Sports Madness

**Josey Jewell**

Bronko Nagurski National Defensive Player of the Week (9/26)  
Bednarik Player of the Week (9/26)  
College Sports Madness B1G Defensive Player of the Week (9/24)  
Big Ten Conference Co-Defensive Player of the Week (9/25)  
Bednarik Player of the Week (9/5)  
Lott IMPACT Player of the Week (9/5)  
College Sports Madness B1G Defensive Player of the Week (9/3)  
Big Ten Conference Defensive Player of the Week (9/4)  
Walter Camp National Defensive Player of the Week (9/3)  
Preseason first team All-America by Associated Press  
Big Ten Conference Preseason Watch List  
Lott IMPACT Trophy Preseason Watch List  
Bednarik Award Preseason Watch List  
Butkus Award Preseason Watch List  
Bronko Nagurski Trophy Preseason Watch List  
Wuerffel Trophy Preseason Watch List  
Preseason first team All-America by Athlon Sports  
Preseason first team All-America by College Sports Madness  
Preseason second team All-America by SI.com  
Preseason Senior Bowl Watch List  
Named #29 on Sports Illustrated top 100 college football players  
Preseason first team All-Big Ten by Athlon Sports  
Preseason first team All-Big Ten by College Sports Madness

**Boone Myers**

Preseason third team All-Big Ten by College Sports Madness  
Preseason fourth team All-Big Ten by Athlon Sports

**Anthony Nelson**

Preseason third team All-Big Ten by Athlon Sports

**Ben Niemann**

Preseason fourth team All-Big Ten by Athlon Sports

**Manny Rugamba**

Preseason fourth team All-Big Ten by Athlon Sports

**Nate Stanley**

Big Ten Co-Offensive Player of the Week (9/11)  
Manning Award "Start of the Week" (9/11)  
Davey O'Brien "Great 8" (9/11)

**KIRK FERENTZ RADIO SHOW**

Iowa Coach Kirk Ferentz is featured on "Hawk Talk with Kirk Ferentz" each week during the regular season. The radio call-in show is hosted by Gary Dolphin, the play-by-play voice of the Iowa Hawkeyes. The show airs live each Wednesday at 6:30 p.m. from Carlos O'Kelly's in Iowa City.

**HOME GROWN HAWKEYES**

Iowa's 2017 roster of 121 players includes 57 players from the state of Iowa. The roster includes 21 players from Illinois; nine from Wisconsin; six from Michigan; four from Maryland; three from Florida, New Jersey, South Dakota, and Texas; two from Missouri, Nebraska, and Ohio; and one from Georgia, Indiana, Kansas, Minnesota, Mississippi, Missouri, North Carolina, and Pennsylvania.

**REINVENTING THE STADIUM WAVE**

In a tradition that started at the University of Iowa football team's season opener in 2017, fans inside Kinnick Stadium and patients and families inside the UI Stead Family Children's Hospital exchange waves at the end of the first quarter of each home game.

The UI Stead Family Children's Hospital opened in 2017. It is connected to the south end of the University of Iowa Hospitals and Clinics and overlooks Kinnick Stadium from the southwest grandstands. During Iowa football home games, patients and their families can watch the game from the top floor (Level 12), one of the highest vantage points in Iowa City.

The wave highlights the relationship between the football team and the hospital. The Hawkeyes' "Touchdowns for Kids" campaign has long been a fundraiser and during every game, a "Kid Captain" from the hospital receives special recognition from the Hawkeye football program.

**397 AND COUNTING**

The Hawkeyes have won 397 games at home since becoming a varsity football team in 1889. The Hawkeyes are 397-218-16 at home, including a 116-35-1 mark at Iowa Field and a 281-183-15 record at Kinnick Stadium.

Iowa's first win at home was 64-6 victory vs. Cornell in 1891 at Iowa Field.

Kinnick Stadium opened in 1929 as Iowa Stadium. It was renamed Kinnick Stadium in 1972 in honor of 1939 Heisman Trophy winner Nile Kinnick. Prior to 1929 Iowa played its home games at Iowa Field, located on the east bank of the Iowa River (now a parking lot between the English Philosophy Building and UI Main Library).

**HAWKEYES AT HOME**

Iowa Field (1890-1928) 116-35-1

Kinnick Stadium (1929-present) 281-183-15

**TOTAL 397-218-16**



**2017 HONORS****Matt VandeBerg**

Preseason Senior Bowl Watch List  
Preseason fourth team All-Big Ten by Athlon Sports

**Akrum Wadley**

Paul Hornung Award Honor Roll (9/11)  
Maxwell Award Preseason Watch List  
Doak Walker Award Preseason Watch List  
Preseason second team All-Big Ten by Athlon Sports  
Preseason second team All-Big Ten by College Sports Madness  
Preseason Senior Bowl Watch List

**Sean Welsh**

Outland Trophy Preseason Watch List  
Preseason second team All-America by SI.com  
Preseason third team All-America by Athlon Sports  
Preseason third team All-America by College Sports Madness  
Preseason first team All-Big Ten by Athlon Sports  
Preseason first team All-Big Ten by College Sports Madness  
Preseason Senior Bowl Watch List

**ALL ABOARD TO KINNICK STADIUM!**

The Hawkeye Express, the passenger train that transports fans from Coralville to Kinnick Stadium, is in its 14th season in 2017.

Adults can ride the train for \$15, round trip, while children (12-and-under) ride for free. Tickets can be purchased in advance at the UI Ticket Office or on game day (cash only on game day) at the Hawkeye Express depot located near the boarding ramp. The trip to Kinnick Stadium is approximately 10 minutes. Media credentials are accepted as well.

Free parking is located in lots near the Comfort Suites and Coral Ridge Mall. Fans can begin boarding the train three hours prior to 11 a.m. kickoffs, and four hours prior to the start of afternoon and night games. Return trips begin at the start of the fourth period and run 90 minutes after the game.

The Hawkeye Express is owned by the Iowa Northern Railway Company and operates on the Iowa Interstate Railroad.

**IOWA GAME DAY INFORMATION**

The University of Iowa has implemented changes intended to improve the safety and game day experience for fans attending Iowa football home games at Kinnick Stadium this fall. Changes include, but are not limited to, a partial closure of Hawkins Drive, a postgame two-lane traffic pattern on Melrose Avenue, single-game ADA parking, and information regarding the UI Hawkeye Marching Band pregame performance in the Recreation Building. A complete list of game day changes and procedures is available at <http://hawkeyesports.com/footballgameday>.

**HAWKEYES RETURN NATION'S TOP OFFENSIVE LINE UNIT**

Seniors Ike Boettger (LT, LG, RT), Boone Myers (LT, LG), and Sean Welsh (RG, RT); juniors James Daniels (C), Lucas LeGrand (C), and Keegan Render (LG, RG); and sophomore Levi Paulsen (RG) all started at least one game for an offensive line that won the Joe Moore Award in 2016. The Joe Moore Award honors offensive line units that display a high level of toughness, effort, teamwork, consistency, technique, and "finishing". It is the only major college football award to honor a unit.

The Hawkeyes were selected over national runner-up Alabama and third-ranked Ohio State. Iowa was selected by a voting committee comprised solely of people who played or coached the offensive line position, including all of the current offensive line coaches at the Division I/FBS level as well as former players, coaches and colleagues of Coach Moore, and select media. Iowa's offense averaged 171.8 rushing yards per game -- averaging 4.5 yards per carry, and more than two yards before contact -- and 325 yards total offense per game.



## HAWKEYES IN THE NFL

Iowa football players have a long tradition of being well prepared for professional football following their college playing careers. Since 2010, 26 Hawkeyes have been selected in the NFL Draft. Today, 26 Hawkeyes are on NFL rosters.

**Former Hawkeye, Current NFL Team (YRs)**

C.J. Beathard, San Francisco 49ers (R)  
 Austin Blythe, Los Angeles Rams (2)  
 Bryan Bulaga, Green Bay Packers (8)  
 Adrian Clayborn, Atlanta Falcons (7)  
 Cole Croston, New England Patriots (R)  
 Mike Daniels, Green Bay Packers (6)  
 Carl Davis, Baltimore Ravens (3)  
 Andrew Donnal, Los Angeles Rams (3)  
 James Ferentz, New England Patriots (3)  
 CJ Fiedorowicz, Houston Texans (3)  
 Adam Gettis, New York Giants (6)  
 Anthony Hitchens, Dallas Cowboys (4)  
 Micah Hyde, Buffalo Bills (5)  
 Jaleel Johnson, Minnesota Vikings (R)  
 Desmond King, Los Angeles Chargers (R)  
 Christian Kirksey, Cleveland Browns (4)  
 George Kittle, San Francisco 49ers (R)  
 Karl Klug, Tennessee Titans (7)  
 Casey Kreiter, Denver Broncos (2)  
 Henry Krieger Coble, Indianapolis Colts (2)  
 Greg Mabin, Buffalo Bills (R)  
 Riley McCarron, New England Patriots (R)  
 Riley Reiff, Minnesota Vikings (6)  
 Brandon Scherff, Washington Redskins (3)  
 Matt Tobin, Seattle Seahawks (5)  
 Marshal Yanda, Baltimore Ravens (11)

**IOWA FOOTBALL AND THE NFL**

- Since 1999, Kirk Ferentz's first year as head coach, 120 former Hawkeyes have played in the NFL.
- Five former Hawkeyes are playing offensive tackle in the NFL in 2017, tying for the most of any school at that position (Florida).
- At least one Iowa Hawkeye has been selected in every NFL Draft since 1978. Iowa's streak of 40 consecutive years with at least one selection ties as the seventh longest among all programs.
- Over the past 15 years, 137-of-154 (89 percent) of Iowa's senior starters have been drafted in the NFL or signed NFL free agent contracts.
- Over the past 10 years, Iowa has had 33 NFL Draft picks, second only to Ohio State (49) and tied with Penn State and Wisconsin.
- Since 2010, Iowa has had 30 players drafted in the NFL. Among Big Ten teams, only Ohio State has had more draft picks in that same time span (46). Michigan has also had 30 players selected in the NFL draft since 2010.
- Iowa has had four first round picks in the last eight NFL drafts -- OL Bryan Bulaga, 2010; DE Adrian Clayborn, 2011; OL Riley Reiff, 2012; OL Brandon Scherff, 2015. Only Ohio State (7) and Wisconsin (5) have more among Big Ten schools.
- Iowa had six players drafted in the 2012 NFL Draft, which tied for the most in the Big Ten and tied for fourth in the country.
- Former Hawkeye Marshal Yanda (Baltimore OL) is a six-time Pro-Bowler (2011-16) and was named NFL All-Pro in 2012, 2013, 2014, 2015, and 2016.
- In NFL 2011 regular season statistics, former Hawkeye linebackers Chad Greenway (Minnesota) and Pat Angerer (Indianapolis) finished third and fourth, respectively, in tackles. Greenway was named to the Pro Bowl in 2012 and 2013.
- Three former Hawkeyes were involved in the 2012 Super Bowl. DB Tyler Sash played for the Super Bowl champion New York Giants, while LB Jeff Tarpinian was on the injured reserve roster of the New England Patriots. Former Iowa center Brian Ferentz, now is his sixth year on staff and first as Iowa's offensive coordinator, was New England's tight ends coach.
- Former Iowa DB Sean Considine and OL Marshal Yanda won Super Bowl rings with the 2012 Baltimore Ravens in the 2013 Super Bowl.
- Former Iowa LB James Morris (injured reserve) earned a Super Bowl ring with the New England Patriots in 2015. Former TE Tony Moeaki played for the Seattle Seahawks in the same game.
- Former center James Ferentz was a member of the 2016 Super Bowl champion Denver Broncos.
- Former DT Jonathan Babineaux played for the Atlanta Falcons in Super Bowl LI. Former DE Adrian Clayborn and former DB Charles Godfrey were on the Atlanta injured reserve roster.
- Entering the 2017 season, every Iowa senior starting tight end (12) under Kirk Ferentz has been drafted in the NFL or made an NFL team.
- All 11 members of Iowa's starting defensive unit in 2008 were either drafted or signed to NFL free agent contracts following the drafts.
- Six senior members of Iowa's 2016 team were on NFL opening day rosters in 2017, including, QB C.J. Beathard, OL Cole Croston, DL Jaleel Johnson, DB Desmond King, TE George Kittle and DB Greg Mabin. In addition, free agent WR Riley McCarron is with the New England Patriots.







# IOWA FOOTBALL

30 Bowl Games    11 Big Ten Championships    25 Consensus All-Americans    14 CFB Hall of Fame Inductees

Date	Opponent	Score	Overall Record	Conference Record	Time	Attend
Sept. 2	Wyoming	W, 24-3	1-0	0-0	2:57	68,075
Sept. 9	at Iowa State §	W, 44-41 (OT)	2-0	0-0	3:53	61,500
Sept. 16	North Texas	W, 31-14	3-0	0-0	3:26	65,668
Sept. 23	#4 Penn State*	L, 19-21	3-1	0-1	3:31	66,205
Sept. 30	at Michigan State*	L, 10-17	3-2	0-2	3:16	73,331
Oct. 7	Illinois*					
Oct. 21	at Northwestern*					
Oct. 28	Minnesota*					
Nov. 4	Ohio State*					
Nov. 11	at Wisconsin*					
Nov. 18	Purdue*					
Nov. 24	at Nebraska*					

\* -- Big Ten Conference game

§ Iowa Corn Cy-Hawk Series

## ALL PURPOSE YARDS

All Purpose	g	rush	rcv	pr	kr	ir	total	avg/g
Wadley, Akrum	5	368	244	0	100	0	712	142.4
Kelly-Martin, I.	5	72	22	0	206	0	300	60.0
Easley, Nick	5	0	222	0	0	0	222	44.4
Butler, James	3	158	26	0	0	0	184	61.3
Vandenberg, Matt	5	0	138	37	0	0	175	35.0
Fant, Noah	5	-4	123	0	0	0	119	23.8
Hockenson, T.J.	5	0	116	0	0	0	116	23.2
Smith-Marsette,	5	11	104	0	0	0	115	23.0
Young, Toren	1	78	0	0	0	0	78	78.0
Jackson, Joshua	5	0	0	25	0	46	71	14.2
Jewell, Josey	5	0	0	0	0	33	33	6.6
Kulick, Drake	5	0	29	0	0	0	29	5.8
Epenesa, A.J.	5	0	15	0	0	0	15	3.0
Jones, Amani	5	0	0	0	15	0	15	3.0
Hesse, Parker	5	0	0	0	0	13	13	2.6
Smith, Brandon	4	0	10	0	0	0	10	2.5
Pekar, Peter	4	0	9	0	0	0	9	2.2
Kelly, Austin	5	0	0	0	7	0	7	1.4
Reiff, Brady	4	0	0	0	0	5	5	1.2
Team	3	-11	0	0	0	0	-11	-3.7
Stanley, Nate	5	-31	0	0	0	0	-31	-6.2
Total	5	641	1058	62	328	97	2186	437.2
Opponents	5	674	1210	23	231	0	2138	427.6



IOWA HAWKEYES Overall Team Statistics (as of Sep 30, 2017)  
All games

Team Statistics	IOWA	OPP
SCORING	128	96
Points Per Game	25.6	19.2
Points Off Turnovers	13	17
FIRST DOWNS	95	102
Rushing	41	33
Passing	46	60
Penalty	8	9
RUSHING YARDAGE	641	674
Yards gained rushing	770	767
Yards lost rushing	129	93
Rushing Attempts	189	164
Average Per Rush	3.4	4.1
Average Per Game	128.2	134.8
TDs Rushing	5	3
PASSING YARDAGE	1058	1210
Comp-Att-Int	81-137-1	115-191-5
Average Per Pass	7.7	6.3
Average Per Catch	13.1	10.5
Average Per Game	211.6	242.0
TDs Passing	12	8
TOTAL OFFENSE	1699	1884
Total Plays	326	355
Average Per Play	5.2	5.3
Average Per Game	339.8	376.8
KICK RETURNS: #-Yards	15-328	14-231
PUNT RETURNS: #-Yards	6-62	5-23
INT RETURNS: #-Yards	5-97	1-0
KICK RETURN AVERAGE	21.9	16.5
PUNT RETURN AVERAGE	10.3	4.6
INT RETURN AVERAGE	19.4	0.0
FUMBLES-LOST	12-8	6-2
PENALTIES-Yards	29-244	37-329
Average Per Game	48.8	65.8
PUNTS-Yards	25-993	26-943
Average Per Punt	39.7	36.3
Net punt average	38.8	33.9
KICKOFFS-Yards	26-1649	20-1210
Average Per Kick	63.4	60.5
Net kick average	43.0	40.3
TIME OF POSSESSION/Game	30:43	29:17
3RD-DOWN Conversions	29/71	20/70
3rd-Down Pct	41%	29%
4TH-DOWN Conversions	7/8	7/10
4th-Down Pct	88%	70%
SACKS BY-Yards	11-61	8-46
MISC YARDS	12	-7
TOUCHDOWNS SCORED	17	11
FIELD GOALS-ATTEMPTS	4-5	6-11
ON-SIDE KICKS	0-0	0-0
RED-ZONE SCORES	(11-15) 73%	(12-14) 86%
RED-ZONE TOUCHDOWNS	(10-15) 67%	(7-14) 50%
PAT-ATTEMPTS	(14-14) 100%	(10-10) 100%
ATTENDANCE	199948	134831
Games/Avg Per Game	3/66649	2/67416
Neutral Site Games		0/0

Score by Quarters	1st	2nd	3rd	4th	OT	Total
IOWA HAWKEYES	14	38	21	49	6	128
Opponents	31	18	24	20	3	96

IOWA HAWKEYES Overall Individual Statistics (as of Sep 30, 2017)  
All games

Rushing	gp	att	gain	loss	net	avg	td	lg	avg/g
Wadley, Akrum	5	96	404	36	368	3.8	3	35	73.6
Butler, James	3	36	168	10	158	4.4	0	12	52.7
Young, Toren	1	19	81	3	78	4.1	0	15	78.0
Kelly-Martin,I.	5	12	74	2	72	6.0	2	23	14.4
Smith-Marsette,	5	3	11	0	11	3.7	0	7	2.2
Fant, Noah	5	1	0	4	-4	-4.0	0	0	-0.8
Team	3	4	0	11	-11	-2.8	0	0	-3.7
Stanley, Nate	5	18	32	63	-31	-1.7	0	8	-6.2
Total	5	189	770	129	641	3.4	5	35	128.2
Opponents	5	164	767	93	674	4.1	3	44	134.8

Passing	gp	effic	comp-att-int	pct	yds	td	lg	avg/g
Stanley, Nate	5	150.89	80-136-1	58.8	1043	12	70	208.6
Rastetter, C.	5	226.00	1-1-0	100.0	15	0	15	3.0
Total	5	151.44	81-137-1	59.1	1058	12	70	211.6
Opponents	5	122.01	115-191-5	60.2	1210	8	74	242.0

Receiving	gp	no.	yds	avg	td	lg	avg/g
Easley, Nick	5	20	222	11.1	3	45	44.4
Wadley, Akrum	5	13	244	18.8	2	70	48.8
Vandenberg, Matt	5	13	138	10.6	1	22	27.6
Fant, Noah	5	10	123	12.3	3	27	24.6
Hockenson, T.J.	5	8	116	14.5	1	24	23.2
Smith-Marsette,	5	7	104	14.9	2	31	20.8
Kelly-Martin,I.	5	3	22	7.3	0	10	4.4
Kulick, Drake	5	2	29	14.5	0	26	5.8
Smith, Brandon	4	2	10	5.0	0	3	2.5
Butler, James	3	1	26	26.0	0	26	8.7
Epenesa, A.J.	5	1	15	15.0	0	15	3.0
Pekar, Peter	4	1	9	9.0	0	9	2.2
Total	5	81	1058	13.1	12	70	211.6
Opponents	5	115	1210	10.5	8	74	242.0

Punt Returns	no.	yds	avg	td	lg
Vandenberg, Matt	3	37	12.3	0	23
Jackson, Joshua	3	25	8.3	0	17
Total	6	62	10.3	0	23
Opponents	5	23	4.6	0	11

Interceptions	no.	yds	avg	td	lg
Jackson, Joshua	2	46	23.0	0	41
Reiff, Brady	1	5	5.0	0	5
Jewell, Josey	1	33	33.0	0	33
Hesse, Parker	1	13	13.0	0	13
Total	5	97	19.4	0	41
Opponents	1	0	0.0	0	0

Kick Returns	no.	yds	avg	td	lg
Kelly-Martin,I.	9	206	22.9	0	35
Wadley, Akrum	4	100	25.0	0	30
Kelly, Austin	1	7	7.0	0	7
Jones, Amani	1	15	15.0	0	15
Total	15	328	21.9	0	35
Opponents	14	231	16.5	0	25

Fumble Returns	no.	yds	avg	td	lg
Total	0	0	0.0	0	0
Opponents	2	38	19.0	0	27

IOWA HAWKEYES Overall Individual Statistics (as of Sep 30, 2017)  
All games

Scoring	td	fg	PAT				dpx	saf	pts
			kick	rush	rcv	pass			
Wadley, Akrum	5	-	-	-	-	-	-	30	
Recinos, Miguel	-	4-5	14-14	-	-	-	-	26	
Easley, Nick	3	-	-	-	-	-	-	18	
Fant, Noah	3	-	-	-	-	-	-	18	
Kelly-Martin,I.	2	-	-	-	-	-	-	12	
Smith-Marsette,	2	-	-	-	-	-	-	12	
Hockenson, T.J.	1	-	-	-	-	-	-	6	
Vandeberg, Matt	1	-	-	-	-	-	-	6	
Stanley, Nate	-	-	-	-	-	0-2	-	0	
Total	17	4-5	14-14	-	-	0-2	-	128	
Opponents	11	6-11	10-10	0-1	-	-	-	96	

Total Offense	g	plays	rush	pass	total	avg/g
Stanley, Nate	5	154	-31	1043	1012	202.4
Wadley, Akrum	5	96	368	0	368	73.6
Butler, James	3	36	158	0	158	52.7
Young, Toren	1	19	78	0	78	78.0
Kelly-Martin,I.	5	12	72	0	72	14.4
Rastetter, C.	5	1	0	15	15	3.0
Smith-Marsette,	5	3	11	0	11	2.2
Fant, Noah	5	1	-4	0	-4	-0.8
Team	3	4	-11	0	-11	-3.7
Total	5	326	641	1058	1699	339.8
Opponents	5	355	674	1210	1884	376.8

Field Goals	fg	pct.	01-19	20-29	30-39	40-49	50-99	lg	blk
Recinos, Miguel	4-5	80.0	0-0	1-1	0-1	3-3	0-0	44	1

FG Sequence	IOWA HAWKEYES	Opponents
WYOMING	(44)	(49),47
Iowa State	(23)	(24),(30)
North Texas	(42)	40
Penn State	36	(19),41,(21),31
Michigan State	(43)	(38),48

Punting	no.	yds	avg	lg	tb	fc	i20	50+	blk
Rastetter, C.	25	993	39.7	53	0	6	6	2	0
Total	25	993	39.7	53	0	6	6	2	0
Opponents	26	943	36.3	61	0	10	14	3	0

Kickoffs	no.	yds	avg	tb	ob	retn	net	ydln
Recinos, Miguel	26	1649	63.4	12	0			
Total	26	1649	63.4	12	0	16.5	43.0	22
Opponents	20	1210	60.5	3	2	21.9	40.3	24

Numbers in (parentheses) indicate field goal was made.

IOWA HAWKEYES Overall Defensive Statistics (as of Sep 30, 2017)  
All games

#	Defensive Leaders	gp	Tackles				tfl/yds	Sacks	Pass defense			Fumbles		blkd	
			ua	a	tot	no-yds		int-yds	brup	qbh	rcv-yds	ff	kick	saf	
43	Jewell, Josey	5	31	29	60	8.5-37	2.5-24	1-33	4	1	1-0	1	.	.	
44	Niemann, Ben	5	17	13	30	2.5-3	.	.	1	2	.	1	.	.	
19	Taylor, Miles	5	18	10	28	.	.	.	.	1	.	.	.	.	
41	Bower, Bo	5	10	18	28	0.5-0	.	.	.	1	.	.	.	.	
15	Jackson, Joshua	5	15	6	21	0.5-0	.	2-46	8	.	.	.	1	.	
27	Hooker, Amani	5	17	4	21	.	.	.	1	.	.	.	.	.	
40	Hesse, Parker	5	12	7	19	6.5-22	1.0-8	1-13	1	2	.	2	.	.	
99	Bazata, Nathan	5	8	11	19	1.5-3	0.5-1	.	1	.	.	.	.	.	
98	Nelson, Anthony	5	10	7	17	5.0-16	4.0-15	.	2	1	.	.	1	.	
11	Ojemudia, M.	5	10	7	17	.	.	.	1	.	.	.	.	.	
5	Rugamba, Manny	3	14	2	16	.	.	.	2	.	.	.	.	.	
30	Gervase, Jake	5	7	5	12	1.0-3	.	.	2	.	.	.	.	.	
96	Nelson, Matt	5	5	3	8	.	.	.	.	1	.	.	.	.	
90	Brincks, Sam	5	2	5	7	1.0-2	.	.	.	1	.	.	.	.	
94	Epenesa, A.J.	5	3	4	7	2.5-13	2.5-13	.	.	4	.	1	.	.	
95	Lattimore, C.	5	1	4	5	0.5-0	0.5-0	.	.	1	.	.	.	.	
91	Reiff, Brady	4	2	2	4	.	.	1-5	1	1	.	.	.	.	
8A	Hankins, Matt	5	3	1	4	.	.	.	.	.	.	.	.	.	
9A	Stone, Geno	5	2	2	4	.	.	.	.	.	.	.	.	.	
52	Jones, Amani	5	2	2	4	.	.	.	.	.	.	.	.	.	
TM	Team	3	3	.	3	.	.	.	.	.	.	.	.	.	
26	Ward, Kevin	5	.	3	3	.	.	.	.	.	.	.	.	.	
33	Clayberg, Noah	5	1	1	2	.	.	.	.	.	.	.	.	.	
31	Mends, Aaron	5	1	1	2	.	.	.	.	.	.	.	.	.	
23	Dafney, D.	5	1	1	2	.	.	.	.	.	.	.	.	.	
49	Niemann, Nick	5	1	1	2	.	.	.	.	.	.	.	.	.	
80	Young, Devonte	5	1	1	2	.	.	.	.	.	.	.	.	.	
9C	Kluver, Tyler	5	.	1	1	.	.	.	.	.	.	.	.	.	
21	Kelly-Martin, I.	5	1	.	1	.	.	.	.	.	.	.	.	.	
20	Butler, James	3	1	.	1	.	.	.	.	.	1-0	1	.	.	
53	Jansen, Garret	5	.	1	1	.	.	.	.	.	.	.	.	.	
	Total	5	199	152	351	30-99	11-61	5-97	24	16	2-0	6	2	.	
	Opponents	5	191	150	341	36-120	8-46	1-0	9	19	8-38	10	1	1	

# IOWA HAWKEYES Red-Zone Results (as of Sep 30, 2017)

## All games

### IOWA HAWKEYES Inside Opponent Red-Zone

Date	Opponent	Score	Times In RZ	Times Scored	Total Pts	Rush TDs	Pass TDs	FGs Made	Failed to score inside RZ							
									FGA	Down	Int	Fumb	Half	Game		
Sep 02, 2017	WYOMING	W 24-3	1	1	7	1	0	1	0	0	0	0	0	0	0	0
Sep 09, 2017	at Iowa State	W 44-41	6	6	37	5	1	4	1	0	0	0	0	0	0	0
Sep 16, 2017	NORTH TEXAS	W 31-14	5	3	21	3	2	1	0	0	0	0	1	1	0	0
Sep 23, 2017	PENN STATE	L 19-21	1	0	0	0	0	0	0	1	0	0	0	0	0	0
Sep 30, 2017	at Michigan State	L 10-17	2	1	7	1	1	0	0	0	0	0	1	0	0	0
Totals			15	11	72	10	4	6	1	1	0	0	2	1	0	0
11 of 15 (73.3%)																

### Opponents Inside IOWA HAWKEYES Red-Zone

Date	Opponent	Score	Times In RZ	Times Scored	Total Pts	Rush TDs	Pass TDs	FGs Made	Failed to score inside RZ							
									FGA	Down	Int	Fumb	Half	Game		
Sep 02, 2017	WYOMING	W 24-3	0	0	0	0	0	0	0	0	0	0	0	0	0	0
Sep 09, 2017	at Iowa State	W 44-41	5	5	27	3	1	2	2	0	0	0	0	0	0	0
Sep 16, 2017	NORTH TEXAS	W 31-14	1	1	7	1	0	1	0	0	0	0	0	0	0	0
Sep 23, 2017	PENN STATE	L 19-21	5	4	19	2	1	1	2	1	0	0	0	0	0	0
Sep 30, 2017	at Michigan State	L 10-17	3	2	10	1	0	1	1	1	0	0	0	0	0	0
Totals			14	12	63	7	2	5	5	2	0	0	0	0	0	0
12 of 14 (85.7%)																

# IOWA HAWKEYES Combined Team Statistics (as of Sep 30, 2017)

## Conference games

Date	Opponent	Score	Att.
* Sep 23, 2017	#4 PENN STATE	L 19-21	66205
* Sep 30, 2017	at Michigan State	L 10-17	73331

Record:	Overall	Home	Away	Neutral
All games	0-2	0-1	0-1	0-0
Conference	0-2	0-1	0-1	0-0
Non-Conference	0-0	0-0	0-0	0-0

Rushing	gp	att	gain	loss	net	avg	td	lg	avg/g
Wadley, Akrum	2	36	132	22	110	3.1	2	35	55.0
Total	2	48	152	51	101	2.1	2	35	50.5
Opponents	2	91	419	36	383	4.2	1	44	191.5

Team Statistics	IOWA	OPP
FIRST DOWNS	22	48
Rushing	5	19
Passing	15	26
Penalty	2	3
RUSHING YARDAGE	101	383
Rushing Attempts	48	91
Average Per Rush	2.1	4.2
Average Per Game	50.5	191.5
TDs Rushing	2	1
PASSING YARDAGE	403	496
Comp-Att-Int	30-54-0	49-76-1
Average Per Pass	7.5	6.5
Average Per Catch	13.4	10.1
Average Per Game	201.5	248.0
TDs Passing	2	3
TOTAL OFFENSE	504	879
Average Per Play	4.9	5.3
Average Per Game	252.0	439.5
KICK RETURNS: #-Yards	7-145	5-98
PUNT RETURNS: #-Yards	1-4	4-23
INT RETURNS: #-Yards	1-33	0-0
FUMBLES-LOST	5-3	3-1
PENALTIES-Yards	10-72	17-155
PUNTS-AVG	13-39.6	9-39.1
TIME OF POSSESSION/Game	23:23	36:37
3RD-DOWN Conversions	7/25	11/32
4TH-DOWN Conversions	1/1	4/6

Passing	gp	effic	comp-att-int	pct	yds	td	lg	avg/g
Stanley, Nate	2	128.66	29-53-0	54.7	388	2	70	194.0
Rastetter, C.	2	226.00	1-1-0	100.0	15	0	15	7.5
Total	2	130.47	30-54-0	55.6	403	2	70	201.5
Opponents	2	129.69	49-76-1	64.5	496	3	31	248.0

Receiving	gp	no.	yds	avg	td	lg	avg/g
Wadley, Akrum	2	7	92	13.1	1	70	46.0
Vandeberg, Matt	2	5	58	11.6	0	22	29.0
Easley, Nick	2	4	60	15.0	1	32	30.0
Smith-Marsette,	2	3	68	22.7	0	31	34.0
Hockenson, T.J.	2	3	46	15.3	0	22	23.0
Fant, Noah	2	3	34	11.3	0	13	17.0
Kelly-Martin,I.	2	3	22	7.3	0	10	11.0
Epenesa, A.J.	2	1	15	15.0	0	15	7.5
Smith, Brandon	2	1	8	8.0	0	3	4.0
Total	2	30	403	13.4	2	70	201.5
Opponents	2	49	496	10.1	3	31	248.0

Field Goals	fg	pct.	01-19	20-29	30-39	40-49	50-99	lg	blk
Recinos, Miguel	1-2	50.0	0-0	0-0	0-1	1-1	0-0	43	1

Scoring	td	fg	PAT			dxp	saf	pts
			kick	rush	rcv			
Wadley, Akrum	3	-	-	-	-	-	-	18
Easley, Nick	1	-	-	-	-	-	-	6
Recinos, Miguel	-	1-2	2-2	-	-	-	-	5
Total	4	1-2	2-2	-	-	0-2	-	29
Opponents	4	3-6	3-3	0-1	-	-	1	38

Interceptions	no.	yds	avg	td	lg
Jewell, Josey	1	33	33.0	0	33

Punting	no.	yds	avg	lg	tb	fc	i20	50+	blk
Rastetter, C.	13	515	39.6	53	0	3	3	2	0

Punt Returns	no.	yds	avg	td	lg
Jackson, Joshua	1	4	4.0	0	4
Total	1	4	4.0	0	4
Opponents	4	23	5.8	0	11

Kick Returns	no.	yds	avg	td	lg
Kelly-Martin,I.	5	123	24.6	0	35
Jones, Amani	1	15	15.0	0	15
Kelly, Austin	1	7	7.0	0	7
Total	7	145	20.7	0	35
Opponents	5	98	19.6	0	25

Total Offense	g	plays	rush	pass	total	avg/g
Stanley, Nate	2	63	-5	388	383	191.5
Wadley, Akrum	2	36	110	0	110	55.0
Rastetter, C.	2	1	0	15	15	7.5
Total	2	102	101	403	504	252.0
Opponents	2	167	383	496	879	439.5

All Purpose	g	rush	rcv	pr	kr	ir	total	avg/g
Wadley, Akrum	2	110	92	0	0	0	202	101.0
Kelly-Martin,I.	2	-2	22	0	123	0	143	71.5
Smith-Marsette,	2	0	68	0	0	0	68	34.0
Easley, Nick	2	0	60	0	0	0	60	30.0
Vandeberg, Matt	2	0	58	0	0	0	58	29.0
Total	2	101	403	4	145	33	686	343.0
Opponents	2	383	496	23	98	0	1000	500.0

Score by Quarters	1st	2nd	3rd	4th	OT	Total
IOWA HAWKEYES	0	14	0	15	0	29
Opponents	17	5	10	6	0	38

#	Defensive Leaders	gp	Tackles				tfl/yds	Sacks no-yds	Pass defense			Fumbles		blkd	
			ua	a	tot				int-yds	brup	qbh	rcv-yds	ff	kick	saf
43	Jewell, Josey	2	17	15	32	6.0-12	0.5-0	1-33	2			1-0	1		
27	Hooker, Amani	2	15	3	18				1						
99	Bazata, Nathan	2	5	8	13	1.0-2	0.5-1		1						
19	Taylor, Miles	2	10	1	11										
98	Nelson, Anthony	2	6	5	11	4.0-10	3.5-10		2	1				1	
Total		2	97	70	167	17-37	6-16	1-33	10	6		1-0	3	1	
Opponents		2	55	42	97	16-47	4-20		4	9		3-11	3	1	1

IOWA HAWKEYES Overall Defensive Statistics (as of Sep 30, 2017)  
Conference games

#	Defensive Leaders	gp	Tackles			tfl/yds	Sacks	Pass defense			Fumbles		blkd	
			ua	a	tot		no-yds	int-yds	brup	qbh	rcv-yds	ff	kick	saf
43	Jewell, Josey	2	17	15	32	6.0-12	0.5-0	1-33	2	.	1-0	1	.	.
27	Hooker, Amani	2	15	3	18	.	.	.	1	.	.	.	.	.
99	Bazata, Nathan	2	5	8	13	1.0-2	0.5-1	.	1	.	.	.	.	.
19	Taylor, Miles	2	10	1	11	.	.	.	.	.	.	.	.	.
98	Nelson, Anthony	2	6	5	11	4.0-10	3.5-10	.	2	1	.	.	1	.
41	Bower, Bo	2	4	6	10	.	.	.	.	.	.	.	.	.
11	Ojemudia, M.	2	5	4	9	.	.	.	.	.	.	.	.	.
5	Rugamba, Manny	1	8	1	9	.	.	.	.	.	.	.	.	.
44	Niemann, Ben	2	6	2	8	1.0-1	.	.	.	1	.	.	.	.
15	Jackson, Joshua	2	5	2	7	.	.	.	2	.	.	.	.	.
40	Hesse, Parker	2	3	2	5	2.5-5	.	.	1	.	.	1	.	.
94	Epenesa, A.J.	2	2	2	4	1.0-5	1.0-5	.	.	3	.	1	.	.
90	Brincks, Sam	2	2	2	4	1.0-2	.	.	.	1	.	.	.	.
95	Lattimore, C.	2	.	3	3	0.5-0	0.5-0	.	.	.	.	.	.	.
	TM Team	1	3	.	3	.	.	.	.	.	.	.	.	.
26	Ward, Kevin	2	.	3	3	.	.	.	.	.	.	.	.	.
96	Nelson, Matt	2	2	1	3	.	.	.	.	.	.	.	.	.
9A	Stone, Geno	2	1	2	3	.	.	.	.	.	.	.	.	.
91	Reiff, Brady	1	1	1	2	.	.	.	1	.	.	.	.	.
33	Clayberg, Noah	2	1	1	2	.	.	.	.	.	.	.	.	.
49	Niemann, Nick	2	.	1	1	.	.	.	.	.	.	.	.	.
53	Jansen, Garret	2	.	1	1	.	.	.	.	.	.	.	.	.
30	Gervase, Jake	2	.	1	1	.	.	.	.	.	.	.	.	.
9C	Kluver, Tyler	2	.	1	1	.	.	.	.	.	.	.	.	.
23	Dafney, D.	2	.	1	1	.	.	.	.	.	.	.	.	.
52	Jones, Amani	2	.	1	1	.	.	.	.	.	.	.	.	.
8A	Hankins, Matt	2	1	.	1	.	.	.	.	.	.	.	.	.
	Total	2	97	70	167	17-37	6-16	1-33	10	6	1-0	3	1	.
	Opponents	2	55	42	97	16-47	4-20	.	4	9	3-11	3	1	1





# IOWA FOOTBALL

30 Bowl Games    11 Big Ten Championships    25 Consensus All-Americans    14 CFB Hall of Fame Inductees

Game	Score	First Downs	Rushing Att-Net	Pass. Yards	Passing Com.-Att.-Int	Total Offense	Punts-Avg.	Fum.-Lost	Pen. Yds.
Wyoming	3	15	30-59	174	23-40-2	233	7-29.0	1-0	5-40
at Iowa	24	16	41-138	125	8-15-1	263	4-38.2	4-3	3-25
Iowa	44	29	41-164	333	27-41-0	497	7-39.7	1-0	10-84
at Iowa State	41	22	26-120	347	25-46-1	467	5-47.2	0-0	2-15
North Texas	14	17	17-112	193	18-29-1	305	5-30.4	2-1	13-119
at Iowa	31	28	59-238	197	16-27-0	435	1-47.0	2-2	6-63
Penn State	21	29	51-295	284	31-48-1	579	4-39.8	2-1	8-90
at Iowa	19	11	23-82	191	13-22-0	273	7-41.1	1-1	3-25
Iowa	10	11	25-19	212	17-32-0	231	6-37.8	4-2	7-47
at Michigan State	17	19	40-88	212	18-28-0	300	5-38.6	1-0	9-65





# IOWA FOOTBALL

30 Bowl Games

11 Big Ten Championships

25 Consensus All-Americans

14 CFB Hall of Fame Inductees

## Individual

Points	12, 5X, last Akrum Wadley vs. Penn State, 9/23/17
Rushing Attempts	28, Akrum Wadley at Iowa State, 9/9/17
Yards Rushing	118 (28 att.), Akrum Wadley at Iowa State, 9/9/17
Pass Attempts	41 (27 comp.), Nate Stanley at Iowa State, 9/9/17
Pass Completions	27 (41 att.), Nate Stanley at Iowa State, 9/9/17
Yards Passing	333 (27-of-41), Nate Stanley at Iowa State, 9/9/17
Receptions	7, Nick Easley at Iowa State, 9/9/17
Yards Receiving	80, Akrum Wadley vs. North Texas, 9/16/17
Yards Total Offense	335, Nate Stanley at Iowa State, 9/9/17
All-Purpose Yards	260, Akrum Wadley at Iowa State, 9/9/17
Yards Punt Returns	37, Matt VandeBerg vs. Wyoming, 9/2/17
Yards Kickoff Returns	70, Akrum Wadley at Iowa State, 9/9/17
Field Goals Made	1, Miguel Recinos, 4X, last at Michigan State, 9/30/17
Extra Points	5, Miguel Recinos at Iowa State, 9/9/17
Interceptions	1, 5X, last Josey Jewell vs. Penn State, 9/23/17
Tackles	16, Josey Jewell, 2X, last at Michigan State, 9/30/17
Sacks	2.5, Anthony Nelson vs. Penn State, 9/23/17
TFL's	2.5, 2X, last Anthony Nelson vs. Penn State, 9/23/17

## Team Offense (Iowa highs)

Points	44 at Iowa State, 9/9/17
Rushing Attempts	59 vs. North Texas, 9/16/17
Net Yards Rushing	238 (59 att.) vs. North Texas, 9/16/17
Pass Attempts	41 (27 comp.) at Iowa State, 9/9/17
Pass Completions	27 (41 att.) at Iowa State, 9/9/17
Yards Passing	333 (27-of-41) at Iowa State, 9/9/17
Yards Total Offense	497 at Iowa State, 9/9/17
Total Plays	82 at Iowa State, 9/9/17
First Downs	29 at Iowa State, 9/9/17

## Team Defense (Opponents lows)

Points	3 vs. Wyoming, 9/2/17
Rushing Attempts	17 vs. North Texas, 9/16/17
Net Yards Rushing	59 (30 att.) vs. Wyoming, 9/2/17
Pass Attempts	28 (18 comp.) at Michigan State, 9/30/17
Pass Completions	18 (28 att.), 2X, last at Michigan State, 9/30/17
Yards Passing	174 (23-of-40) vs. Wyoming, 9/2/17
Yards Total Offense	233 vs. Wyoming, 9/2/17
Total Plays	46 vs. North Texas, 9/16/17
First Downs	15 vs. Wyoming, 9/2/17

## Longest Plays

Run	35	2X, last Akrum Wadley vs. Penn State, 9/23/17
Pass	70	Akrum Wadley vs. Penn State, 9/23/17
Field Goal	44	Miguel Recinos vs. Wyoming, 9/2/17
Interception Return	41	Joshua Jackson vs. Wyoming, 9/2/17
Fumble Return	--	
Punt Return	23	Matt VandeBerg vs. Wyoming, 9/2/17
Kickoff Return	35	Ivory Kelly-Martin at Michigan State, 9/30/17
Scoring drive	94 (11 plays, 5:05)	at Iowa State, 9/9/17
Non-scoring drive	77 (12 plays, 6:42)	vs. North Texas, 9/16/17





# IOWA FOOTBALL

30 Bowl Games    11 Big Ten Championships    25 Consensus All-Americans    14 CFB Hall of Fame Inductees

**A kickoff was returned for a TD . . .**

by Iowa -- Jordan Cotton (92 yards), vs. Penn State, 10/21/12  
by an opponent -- Will Likely (100 yards), Maryland, 10/31/15

**A punt was returned for a TD . . .**

by Iowa -- Riley McCarron (returned 55 yards on PR), at Illinois, 11/19/16  
by Iowa -- Paki O'Meara (returned 42 yards after block), vs. Eastern Illinois, 9/4/10  
by an opponent -- Christian McCaffrey (63 yards), Stanford, 1/1/16  
by an opponent -- Tremaine McCollum (returned six yards after block), Florida, 1/2/06

**Two punts were returned for a TD . . .**

by Iowa -- Kevonte Martin-Manley (83 and 63 yards), vs. Western Michigan, 9/21/13

**A punt was blocked . . .**

by Iowa -- Aaron Mends vs. Maryland, 10/31/15  
by an opponent -- Eric Murray at Minnesota, 11/8/14

**A punt was blocked and returned for a TD...**

by Iowa -- Ben Niemann vs. Northwestern, 11/1/14  
by an opponent -- Ryan Lewis (block), Pat Amara, Jr., return (TD) vs. Pittsburgh, 9/19/15

**A field goal was blocked...**

by Iowa -- Anthony Nelson vs. Penn State, 9/23/17  
by an opponent -- Troy Apke, Penn State, 9/23/17

**An interception was returned for a TD . . .**

by Iowa -- Desmond King (41 yards), at Purdue, 10/15/16  
by an opponent -- Chauncey Gardner, Jr., (58 yards), vs. Florida, 1/2/17

**Two interceptions were returned for a TD . . .**

by Iowa (individual) -- B.J. Lowery (35 and 13 yards) vs. Western Michigan, 9/21/13  
by Iowa (team) -- Josey Jewell (34 yards), Bo Bower (88 yards) vs. North Texas, 9/26/15

**A fumble was returned for a TD . . .**

by Iowa -- Christian Kirksey (52 yards), vs. Northern Illinois, 8/31/13  
by an opponent -- Blake Dueitt (35 yards), vs. Ball State, 9/6/14

**A blocked PAT attempt was returned for a score . . .**

by Iowa -- D.J. Johnson (99 yards), at Penn State, 9/28/02  
by an opponent -- Jason Simmons (85 yards), at Ohio State, 11/2/91

**A safety was scored . . .**

by Iowa -- Jaleel Johnson TFL De'Veon Smith on rush vs. Michigan, 11/12/16  
by an opponent -- Shareef Miller TFL on Akrum Wadley rush vs. Penn State, 9/23/17

**A player rushed for over 200 yards . . .**

by Iowa -- Akrum Wadley (26-204), at Northwestern, 10/17/15  
by an opponent -- Saquon Barkley, Penn State, 9/23/17

**A player passed for over 300 yards . . .**

by Iowa -- Nate Stanley (333), at Iowa State, 9/9/17  
by an opponent -- Jacob Park (347), Iowa State, 9/9/17

**A player scored four TDs . . .**

by Iowa -- Akrum Wadley (4 rush), at Northwestern, 10/17/15  
by an opponent -- Darnell Autry (3 rush, 1 rec.), Northwestern, 11/9/96

**A team rushed for over 400 yards . . .**

by Iowa -- vs. Tulsa (408 yards), 9/13/97  
by an opponent -- Indiana (433 yards), 9/30/00

**A team passed for over 400 yards . . .**

by Iowa -- vs. Indiana (426 yards), 10/23/99  
by an opponent -- Purdue (458 yards), 10/15/16

**A team gained over 600 yards of total offense . . .**

by Iowa -- vs. Minnesota (613 yards), 11/19/05  
by an opponent -- Wisconsin (604 yards), 11/13/99

**A team scored over 50 points . . .**

by Iowa -- vs. North Texas (62 points), 9/26/15  
by an opponent -- at Minnesota (51 points), 11/8/14

**A team was held under 75 yards rushing . . .**

by Iowa -- vs. Wyoming (30-59 yards), 9/2/17  
by an opponent -- at Michigan State (25-19 yards), 9/30/17

**A team was held under 100 yards passing . . .**

by Iowa -- at Nebraska (97 yards), 11/27/15  
by an opponent -- vs. Florida (55 yards), 1/2/17

**A team was held under 200 yards of total offense . . .**

by Iowa -- at Illinois (198 yards), 11/19/16  
by an opponent -- Minnesota (171 yards), 11/21/09

**Iowa scored 3 or more non-offensive touchdowns . . .**

by Iowa -- vs. Western Michigan (2 punts, 2 interceptions), 9/21/13

## LARGEST MARGINS

### Iowa Victories

Opponent, Year	Score	Mar.
Iowa Teachers, 1914	95-0	95
Coe, 1908	92-0	92
Iowa Wesleyan, 1890	91-0	91
Cornell, 1904	88-0	88
Cornell, 1913	76-0	76
Des Moines, 1905	72-0	72
Northwestern, 1913	78-6	72
Grinnell, 1904	69-0	69
Iowa Teachers, 1900	68-0	68
Northern Iowa, 1997	66-0	66
Northwestern, 1981	64-0	64
Cornell, 1920	63-0	63
Indiana, 1997	62-0	62
UTEP, 1986	69-7	62
Grinnell, 1900	63-2	61
Washington ( Mo.), 1902	61-0	61
Knox, 1922	61-0	61
Cornell, 1894	60-0	60
Indiana, 1913	60-0	60
North Dakota St., 1947	59-0	59
Illinois, 1985	59-0	59
Cornell, 1891	64-6	58
Illinois, 1899	58-0	58
Drake, 1985	58-0	58
Upper Iowa, 1900	57-0	57
Western Michigan, 2013	59-3	56
Ball State, 2005	56-0	56
Coe, 1893	56-0	56
Purdue, 1922	56-0	56
Utah State, 1957	70-14	56
Minnesota, 2008	55-0	55
Ripon, 1928	61-6	55
Iowa State, 1985	57-3	54
Northern Illinois, 1986	57-3	54
Cincinnati, 1990	63-10	53
Kansas State, 1959	53-0	53
Northwestern, 2002	62-10	52
Kent State, 2001	51-0	51
Minnesota, 1983	61-10	51
Northern Illinois, 1991	58-7	51

### Iowa Defeats

Opponent, year	Score	Mar.
Michigan, 1902	0-107	107
Illinois, 1902	0-80	80
Minnesota, 1903	0-75	75
Minnesota, 1916	0-67	67
Ohio State, 1950	21-83	62
Denver A.C., 1893	0-58	58
Nebraska, 1980	0-57	57
Michigan, 1971	7-63	56
Michigan, 1970	0-55	55
USC, 1976	0-55	55
Kansas, 1895	0-54	54
Minnesota, 1936	0-52	52
Notre Dame, 1967	6-56	50
Illinois, 1973	0-50	50





# IOWA FOOTBALL

30 Bowl Games 11 Big Ten Championships 25 Consensus All-Americans 14 CFB Hall of Fame Inductees

## OFFENSE

Opponent	WR	TE/WR	LT	LG	C	RG	RT	QB	RB	RB/WR/FB	TE
Wyoming	VandeBerg	Hockenson	Jackson	Reynolds	Render	Welsh	Boettgger	Stanley	Wadley	Butler	Fant
at Iowa State	VandeBerg	Smith-Marsette	Jackson	Render	Daniels	Welsh	Boettgger	Stanley	Wadley	Easley	Fant
North Texas	VandeBerg	Easley	Jackson	Myers	Daniels	Render	Welsh	Stanley	Wadley	Kulick	Hockenson
Penn State	VandeBerg	Hockenson	Jackson	Myers	Daniels	Render	Welsh	Stanley	Wadley	Easley	Fant
at Michigan State	VandeBerg	Hockenson	Jackson	Myers	Daniels	Render	Welsh	Stanley	Wadley	Easley	Fant
Illinois											
at Northwestern											
Minnesota											
Ohio State											
at Wisconsin											
Purdue											
at Nebraska											
<b>Consec. Starts</b>	<b>5</b>	<b>3</b>	<b>5</b>	<b>3</b>	<b>4</b>	<b>5</b>	<b>15</b>	<b>5</b>	<b>5</b>	<b>4</b>	<b>2</b>
<b>Career Starts</b>	<b>23</b>	<b>4</b>	<b>5</b>	<b>25</b>	<b>17</b>	<b>12</b>	<b>40</b>	<b>5</b>	<b>9</b>	<b>4</b>	<b>4</b>

## DEFENSE

Opponent	RE	DT	DT	LE	OLB	MLB	WLB	CB	CB	SS	FS
Wyoming	A. Nelson	Lattimore	Bazata	Hesse	Niemann	Jewell	Bower	Jackson	Ojemudia	Taylor	Gervase
at Iowa State	A. Nelson	Lattimore	Bazata	Hesse	Niemann	Jewell	Bower	Jackson	Rugamba	Taylor	Gervase
North Texas	A. Nelson	Lattimore	Bazata	Hesse	Niemann	Jewell	Bower	Jackson	Rugamba	Taylor	Gervase
Penn State	A. Nelson	Lattimore	Bazata	Hesse	Niemann	Jewell	Bower	Jackson	Rugamba	Taylor	Hooker
at Michigan State	A. Nelson	Lattimore	Bazata	Hesse	Niemann	Jewell	Bower	Jackson	Ojemudia	Taylor	Hooker
Illinois											
at Northwestern											
Minnesota											
Ohio State											
at Wisconsin											
Purdue											
at Nebraska											
<b>Consec. Starts</b>	<b>5</b>	<b>5</b>	<b>7</b>	<b>16</b>	<b>32</b>	<b>36</b>	<b>18</b>	<b>6</b>	<b>1</b>	<b>5</b>	<b>2</b>
<b>Career Starts</b>	<b>6</b>	<b>5</b>	<b>29</b>	<b>26</b>	<b>32</b>	<b>36</b>	<b>31</b>	<b>6</b>	<b>2</b>	<b>28</b>	<b>2</b>

Offense Career Starts		Offensive Line	Defensive Line
Quarterback	Nate Stanley (5)	Ike Boettger (21) James Daniels (17) Alaric Jackson (5) Lucas LeGrand (2) Boone Myers (25) Levi Paulsen (1) Keegan Render (12) Ross Reynolds (1) Sean Welsh (40)	Nathan Bazata (29) Cedrick Lattimore (5)
Wide Receiver	Nick Easley (4) Ihmir Smith-Marsette (1) Matt VandeBerg (23)		Linebacker Bo Bower (31) Josey Jewell (36) Ben Niemann (32)
Running Back	James Butler (1) Akrum Wadley (9)		Defensive Back Jake Gervase (3) Amani Hooker (2) Joshua Jackson (6) Michael Ojemudia (2) Manny Rugamba (6) Brandon Snyder (13) Miles Taylor (28)
Fullback	Drake Kulick (7)	<b>Defense Career Starts</b>	
Tight End	Noah Fant (4) T.J. Hockenson (4) Peter Pekar (8) Nate Wieting (3)	Defensive End Parker Hesse (26) Anthony Nelson (6) Matt Nelson (13)	





# IOWA FOOTBALL

30 Bowl Games 11 Big Ten Championships 25 Consensus All-Americans 14 CFB Hall of Fame Inductees

Opponent	Plays	Yards	T.O.P.	Result	Qtr.	Play
Wyoming (4)	11	65	6:14	TD	2	Fant, 2-yd. pass from Stanley
	1	32	0:05	TD	2	Fant, 27-yd. pass from Stanley
	4	76	1:26	TD	3	Easley, 45-yd. pass from Stanley
	7	13	3:40	FG	4	Recinos, 44-yd. FG
<b>Wyoming Drive 5.8 46.5 3:11</b>						
at Iowa State (7)	10	76	4:34	TD	1	Easley, 10-yd. pass from Stanley
	10	91	5:04	TD	2	VandeBerg, 17-yd. pass from Stanley
	11	94	5:05	TD	3	Wadley, 1-yd. run
	11	92	5:15	TD	4	Smith-Marsette, 15-yd pass from Stanley
	4	0	0:53	FG	4	Recinos, 23-yd. FG
	7	89	1:52	TD	4	Wadley, 46-yd. pass from Stanley
	5	25	0:00	TD	OT	Smith-Marsette, 5-yd. pass from Stanley
<b>ISU Drive 8.3 66.7 3:09</b>						
vs. North Texas (5)	10	75	4:42	TD	1	Hockenson, 8-yd. pass from Stanley
	8	39	2:49	FG	2	Recinos, 42-yd. FG
	14	76	6:52	TD	3	Fant, 23-yd. pass from Stanley
	16	87	8:50	TD	4	Kelly-Martin, 2-yd. run
	10	43	3:59	TD	4	Kelly-Martin, 6-yd. run
<b>UNT Drive 11.6 64.0 5:10</b>						
vs. Penn State (3)	1	21	0:06	TD	2	Easley, 21-yd. pass from Stanley
	3	74	1:30	TD	4	Wadley, 70-yd. pass from Stanley
	3	80	1:00	TD	4	Wadley, 35-yd. run
<b>PSU Drive 2.3 60.4 1:19</b>						
at Michigan St. (2)	10	72	4:51	TD	2	Wadley, 9-yd. run
	8	45	4:56	FG	4	Recinos, 43-yd. FG
<b>MSU Drive 9.0 58.5 4:54</b>						
<b>Season Avg. (21)</b>	<b>7.8</b>	<b>60.2</b>	<b>3:35</b>			

DRIVE ANALYSIS				
Distance Length (minus)	Iowa		Opponent	
	TD	FG	TD	FG
0-9	0	1	0	0
10-19	0	1	0	2
20-29	2	0	0	0
30-39	1	1	1	1
40-49	1	1	0	0
50-59	0	0	1	1
60-69	1	0	3	1
70-79	6	0	3	0
80-89	3	0	3	1
90-99	3	0	0	0

GAME OPENING DRIVES						
Game	Iowa			Opponent		
	Pts	Plys	Yds	Pts	Plys	Yds
Wyoming	0	3	4	0	3	4
at ISU	0	3	(-5)	0	5	21
N. Texas	0	12	77	7	6	80
Penn State	0	3	1	0	10	36
at MSU	9	5	8	7	7	75
Illinois						
at N'west.						
Minn.						
Ohio St.						
at Wisc.						
Purdue						
at Neb.						

SECOND HALF OPENING DRIVES						
Game	Iowa			Opponent		
	Pts	Plys	Yds	Pts	Plys	Yds
Wyoming	0	4	19	0	7	37
at ISU	0	3	4	0	3	2
N. Texas	7	14	76	0	8	34
Penn State	0	3	0	3	7	55
at MSU	0	12	62	0	9	63
Illinois						
at N'west.						
Minn.						
Ohio St.						
at Wisc.						
Purdue						
at Neb.						

**LONGEST DRIVES**

**Plays:** 16 plays (87 yards, 8:50)  
**Yards:** 94 at Iowa State (11 plays, 94 yards, 5:05)  
**Time of Possession:** 8:50 (16 plays, 87 yards)

**3rd Down and...**

IOWA														OPPONENTS													
YARDS	WYO	ISU	UNT	PSU	MSU	ILL	NW	MINN	OSU	WIS	PUR	NEB	TOTAL	YARDS	WYO	ISU	UNT	PSU	MSU	ILL	NW	MINN	OSU	WIS	PUR	NEB	TOTAL
1-3	1-3	2-2	4-7	0-0	2-3	0-0	0-0	0-0	0-0	0-0	0-0	0-0	11-15	1-3	1-5	1-3	0-1	2-7	3-6	0-0	0-0	0-0	0-0	0-0	0-0	0-0	7-22
4-6	2-5	2-4	1-3	2-3	0-2	0-0	0-0	0-0	0-0	0-0	0-0	0-0	7-17	4-6	1-5	2-3	0-1	3-5	0-1	0-0	0-0	0-0	0-0	0-0	0-0	0-0	6-15
7-9	0-3	0-1	5-7	0-4	2-5	0-0	0-0	0-0	0-0	0-0	0-0	0-0	7-20	7-9	2-5	1-6	0-1	0-2	0-4	0-0	0-0	0-0	0-0	0-0	0-0	0-0	3-18
10-14	0-0	2-6	1-1	1-3	0-2	0-0	0-0	0-0	0-0	0-0	0-0	0-0	4-12	10-14	1-2	0-2	0-1	1-4	2-3	0-0	0-0	0-0	0-0	0-0	0-0	0-0	4-12
15+	1-2	1-2	0-0	0-1	0-2	0-0	0-0	0-0	0-0	0-0	0-0	0-0	2-7	15+	0-1	0-0	0-2	0-0	0-0	0-0	0-0	0-0	0-0	0-0	0-0	0-0	0-3
TOTAL	4-13	7-15	11-18	3-11	4-14	0-0	0-0	0-0	0-0	0-0	0-0	0-0	29-71	TOTAL	5-18	4-14	0-6	6-18	5-14	0-0	0-0	0-0	0-0	0-0	0-0	0-0	20-70



# IOWA FOOTBALL

30 Bowl Games    11 Big Ten Championships    25 Consensus All-Americans    14 CFB Hall of Fame Inductees

Yards	Type	Player(s)	Opponent
70	Pass	<b>Nate Stanley to Akrum Wadley</b>	<b>Penn State</b>
68	Pass	Nate Stanley to Akrum Wadley	North Texas
46	Pass	<b>Nate Stanley to Akrum Wadley</b>	<b>at Iowa State</b>
45	Pass	<b>Nate Stanley to Nick Easley</b>	<b>Wyoming</b>
41	Interception	Joshua Jackson	Wyoming
35	Run	<b>Akrum Wadley</b>	<b>Penn State</b>
35	Kick Return	Ivory Kelly-Martin	at Michigan State
35	Run	Akrum Wadley	at Iowa State
33	Interception	Josey Jewell	Penn State
32	Pass	Nate Stanley to Nick Easley	at Michigan State
31	Pass	Nate Stanley to Ihmir Smith-Marsette	at Michigan State
30	Kick Return	Ivory Kelly-Martin	Penn State
30	Kick Return	Akrum Wadley	Wyoming
29	Pass	Nate Stanley to Ihmir Smith-Marsette	Penn State
29	Kick Return	Akrum Wadley	at Iowa State
27	Pass	<b>Nate Stanley to Noah Fant</b>	<b>Wyoming</b>
26	Pass	Nate Stanley to James Butler	at Iowa State
26	Pass	Nate Stanley to Drake Kulick	at Iowa State
24	Pass	Nate Stanley to T.J. Hockenson	at Iowa State
24	Kick Return	Ivory Kelly-Martin	at Iowa State
23	Pass	<b>Nate Stanley to Noah Fant</b>	<b>North Texas</b>
23	Run	Ivory Kelly-Martin	North Texas
23	Kick Return	Ivory Kelly-Martin	North Texas
23	Punt Return	Matt Vandenberg	Wyoming
23	Rush	Akrum Wadley	Wyoming
22	Pass	Nate Stanley to T.J. Hockenson	at Michigan State
22	Pass	Nate Stanley to Matt Vandenberg	Penn State
22	Kick Return	Akrum Wadley	at Iowa State
21	Kick Return	Ivory Kelly-Martin	at Michigan State
21	Kick Return	Ivory Kelly-Martin	North Texas
21	Pass	<b>Nate Stanley to Nick Easley</b>	<b>Penn State</b>
20	Run	Akrum Wadley	Penn State
20	Run	Akrum Wadley	at Iowa State

BY LENGTH		
Yards	No.	TD
20-29	20	3
30-39	8	1
40-49	3	2
50-59	0	0
60-69	1	0
70-79	1	1
80-89	0	0
90+	0	0
<b>TOTAL</b>	<b>33</b>	<b>7</b>

BY PLAY TYPE		
Type	No.	TD
Rushing	6	1
Passing	15	6
Punt Returns	1	0
Kick Returns	9	0
Int. Returns	2	0
Fumble Returns	0	0
Other	0	0
<b>TOTAL</b>	<b>33</b>	<b>7</b>

LONGEST PLAYS OF 2017	
<b>RUSHING</b>	35, Akrum Wadley, 2X, last vs. Penn State, 9/23/17
<b>RUSHING TOUCHDOWN</b>	35, Akrum Wadley vs. Penn State, 9/23/17
<b>RECEIVING</b>	70, Akrum Wadley vs. Penn State, 9/23/17
<b>RECEIVING TOUCHDOWN</b>	70, Akrum Wadley vs. Penn State, 9/23/17
<b>PUNT RETURN</b>	23, Matt Vandenberg vs. Wyoming, 9/2/17
<b>KICK RETURN</b>	35, Ivory Kelly-Martin at Michigan State, 9/30/17
<b>INTERCEPTION RETURN</b>	41, Joshua Jackson vs. Wyoming, 9/2/17
<b>FUMBLE RETURN</b>	--
<b>PUNT</b>	53, Colton Rastetter vs. Penn State, 9/23/17
<b>FIELD GOAL</b>	44, Miguel Recinos vs. Wyoming, 9/2/17

BOLD plays note touchdowns

## GAME-BY-GAME LONGEST PLAYS

### IOWA

Yds	Opponent	Player(s)
45	Wyoming	Nick Easley (reception-TD)
46	at Iowa State	Akrum Wadley (reception-TD)
68	North Texas	Akrum Wadley (reception)
70	Penn State	Akrum Wadley (reception-TD)
35	at Michigan State	Ivory Kelly-Martin (kick return)

### OPPONENT

Yds	Opponent	Player(s)
23	Wyoming	John Okwoli (reception)
74	at Iowa State	Hakeem Butler (reception-TD)
41	North Texas	Jeffery Wilson (rush-TD)/Turner Smiley (reception)
44	Penn State	Saquon Barkley (rush)
31	at Michigan State	Felton Davis III (reception-TD)





# IOWA FOOTBALL

30 Bowl Games    11 Big Ten Championships    25 Consensus All-Americans    14 CFB Hall of Fame Inductees

## IOWA BIG PLAYS

OPPONENT	Rushing			Passing				Special Teams		
	20-29	30-39	40+	20-29	30-39	40-49	50+	FG BLK	XPT BLK	PUNT BLK
Wyoming	1	0	0	1	0	1	0	0	0	0
at Iowa State	1	1	0	3	0	1	0	0	0	0
North Texas	1	0	0	1	0	0	1	1	0	0
Penn State	1	1	0	3	0	0	1	1	0	0
at Michigan St.	0	0	0	1	2	0	0	0	0	0
Illinois										
at N'western										
Minnesota										
Ohio State										
at Wisconsin										
Purdue										
at Nebraska										
<b>TOTALS</b>	<b>4</b>	<b>2</b>	<b>0</b>	<b>9</b>	<b>2</b>	<b>2</b>	<b>2</b>	<b>2</b>	<b>0</b>	<b>0</b>

## OPPONENT BIG PLAYS

OPPONENT	Rushing			Passing				Special Teams		
	20-29	30-39	40+	20-29	30-39	40-49	50+	FG BLK	XPT BLK	PUNT BLK
Wyoming	0	0	0	0	0	0	0	0	0	0
at Iowa State	0	1	0	4	1	0	1	0	0	0
North Texas	0	0	1	0	0	1	0	0	0	0
Penn State	1	0	1	2	0	0	0	1	0	0
at Michigan St.	0	0	0	2	1	0	0	0	0	0
Illinois										
at N'western										
Minnesota										
Ohio State										
at Wisconsin										
Purdue										
at Nebraska										
<b>TOTALS</b>	<b>1</b>	<b>1</b>	<b>2</b>	<b>8</b>	<b>2</b>	<b>1</b>	<b>1</b>	<b>1</b>	<b>0</b>	<b>0</b>

## TURNOVERS FORCED

OPPONENT	Iowa					Opponent			
	FUM	INT	TOT	PTS OFF	MARGIN	FUM	INT	TOT	PTS OFF
Wyoming	0	2	2	3	-2	3	1	4	3
at Iowa State	0	1	1	3	+1	0	0	0	0
North Texas	1	1	2	0	0	2	0	2	7
Penn State	1	1	2	7	+1	1	0	1	7
at Michigan St.	0	0	0	0	-2	2	0	2	0
Illinois									
at N'western									
Minnesota									
Ohio State									
at Wisconsin									
Purdue									
at Nebraska									
<b>TOTALS</b>	<b>2</b>	<b>5</b>	<b>7</b>	<b>13</b>	<b>-2</b>	<b>8</b>	<b>1</b>	<b>9</b>	<b>17</b>





# IOWA FOOTBALL

30 Bowl Games 11 Big Ten Championships 25 Consensus All-Americans 14 CFB Hall of Fame Inductees

## IOWA DRIVE CHARTS

### WYOMING

QTR.	START	TIME	PLAYS-YDS	TOP	RESULT
1st	IA 31	15:00	3-4	1:39	Punt
	W 47	11:52	3-2	0:55	Interception
	IA 36	7:56	3-6	1:28	Punt
2nd	IA 29	4:00	6-38	2:54	Fumble
	IA 35	11:21	11-65	6:14	TOUCHDOWN
	IA 24	2:02	4-19	1:12	Fumble
3rd	W 32	0:27	1-32	0:05	TOUCHDOWN
	IA 8	11:20	4-19	2:09	Punt
	IA 24	7:00	4-76	1:26	TOUCHDOWN
4th	IA 48	3:53	1-(-12)	0:08	Fumble
	IA 30	2:17	3-1	2:28	Punt
	W 39	11:32	7-13	3:40	FIELD GOAL
	W 49	4:36	7-20	4:36	End of Game

### IOWA STATE

QTR.	START	TIME	PLAYS-YDS	TOP	RESULT
1st	IA 24	13:07	3-(-5)	2:14	Punt
	IA 24	8:57	10-76	4:34	TOUCHDOWN
	IA 39	3:23	3-4	2:26	Punt
2nd	IA 29	10:57	7-21	3:36	Punt
	IA 9	5:56	10-91	5:04	TOUCHDOWN
3rd	IA 23	14:50	3-4	1:29	Punt
	IA 6	12:26	11-94	5:05	TOUCHDOWN
	IA 25	4:37	3-(-11)	2:07	Punt
4th	IA 24	0:45	3-4	0:51	Punt
	IA 8	11:40	11-92	5:15	TOUCHDOWN
	ISU 5	6:09	4-0	0:53	FIELD GOAL
OT	IA 35	4:36	3-(-2)	1:04	Punt
	IA 11	3:01	7-89	1:52	TOUCHDOWN
	ISU 25	15:00	5-25	0:00	TOUCHDOWN

### NORTH TEXAS

QTR.	START	TIME	PLAYS-YDS	TOP	RESULT
1st	IA 23	15:00	12-77	6:42	Fumble
	IA 25	5:34	10-75	4:42	TOUCHDOWN
	IA 44	13:07	7-22	2:31	Downs
2nd	IA 37	8:12	8-39	2:49	FIELD GOAL
	IA 43	3:15	3-0	1:23	Fumble
	IA 16	1:52	3-3	1:06	Punt
3rd	IA 24	11:16	14-76	6:52	TOUCHDOWN
	IA 13	2:06	16-87	8:50	TOUCHDOWN
4th	UNT 43	5:46	10-43	3:59	TOUCHDOWN
	UNT 28	1:40	3-22	1:40	End of Half

### PENN STATE

QTR.	START	TIME	PLAYS-YDS	TOP	RESULT
1st	IA 9	9:22	3-1	0:50	Punt
	IA 10	7:36	3-5	1:29	Punt
	IA 18	1:01	6-11	1:58	Punt
2nd	IA 23	10:38	3-(-2)	1:39	Punt
	IA 1	8:07	2-(-1)	0:27	SAFETY
	IA 32	5:53	6-9	4:01	Punt
3rd	PSU 21	0:43	1-21	0:06	TOUCHDOWN
	IA 25	15:00	3-0	1:53	Punt
	IA 23	10:42	5-52	2:19	Fumble
4th	IA 30	5:16	3-6	1:34	Punt
	IA 45	0:05	5-37	1:35	Missed FG
	IA 26	11:32	3-74	1:30	TOUCHDOWN
	IA 20	2:42	3-80	1:00	TOUCHDOWN

## OPPONENT DRIVE CHARTS

### WYOMING

QTR.	START	TIME	PLAYS-YDS	TOP	RESULT
1st	W 30	13:21	3-4	1:29	Punt
	W 32	10:57	7-32	3:01	Downs
	W 19	6:28	4-17	2:28	Punt
2nd	W 33	1:06	11-35	4:45	FIELD GOAL
	W 25	5:07	5-18	3:05	Punt
	IA 43	0:50	3-(-20)	0:23	Punt
3rd	W 25	0:22	1-(-2)	0:22	Half
	W 25	15:00	7-37	3:40	Punt
	W 31	9:11	6-20	2:11	Punt
4th	W 12	5:34	3-5	1:41	Punt
	IA 36	3:45	4-6	1:28	Missed FG
	W 32	14:49	8-44	3:17	Interception
	W 17	7:52	10-42	3:16	Interception

### IOWA STATE

QTR.	START	TIME	PLAYS-YDS	TOP	RESULT
1st	ISU 18	15:00	5-21	1:53	Punt
	ISU 40	10:53	4-60	1:50	TOUCHDOWN
	ISU 25	4:23	3-(-10)	1:00	Punt
2nd	ISU 14	0:57	14-80	4:52	FIELD GOAL
	ISU 15	7:21	5-37	1:25	Punt
	ISU 37	13:21	3-2	0:55	Punt
3rd	ISU 25	7:21	10-75	2:44	TOUCHDOWN
	ISU 42	2:30	6-58	1:38	TOUCHDOWN
	ISU 35	14:54	8-65	3:08	TOUCHDOWN
4th	ISU 20	6:18	1-0	0:09	Interception
	ISU 17	5:11	2-83	0:35	TOUCHDOWN
	ISU 25	3:32	3-3	0:31	Punt
OT	ISU 20	1:03	3-5	1:03	Half
	IA 25	15:00	6-12	0:00	FIELD GOAL

### NORTH TEXAS

QTR.	START	TIME	PLAYS-YDS	TOP	RESULT
1st	UNT 20	8:18	6-80	2:44	TOUCHDOWN
	UNT 12	0:52	7-17	2:45	Punt
	UNT 34	10:36	7-43	2:24	Missed FG
2nd	UNT 25	5:23	3-9	2:08	Punt
	UNT 34	0:46	5-66	0:35	TOUCHDOWN
	UNT 25	15:00	8-34	3:44	Punt
3rd	UNT 25	4:24	6-34	2:18	Punt
	UNT 8	8:16	4-10	2:30	Punt
4th	UNT 25	1:47	1-0	0:07	Interception

### PENN STATE

QTR.	START	TIME	PLAYS-YDS	TOP	RESULT
1st	PSU 25	15:00	10-36	5:38	Punt
	IA 45	8:32	3-(-3)	0:56	Punt
	PSU 33	6:07	11-66	5:06	FIELD GOAL
2nd	PSU 40	14:03	10-37	3:25	Missed FG
	IA 38	8:59	3-(-2)	0:52	Punt
	PSU 35	7:40	6-33	1:47	Downs
3rd	PSU 6	1:52	5-39	1:09	Interception
	PSU 42	13:07	7-55	2:25	FIELD GOAL
	PSU 25	8:23	8-75	3:07	TOUCHDOWN
4th	PSU 16	3:42	8-39	3:37	Fumble
	PSU 20	13:30	3-6	1:58	Punt
	PSU 12	10:02	16-75	7:20	Missed FG
	PSU 20	1:42	12-80	1:42	TOUCHDOWN







# IOWA FOOTBALL

30 Bowl Games    11 Big Ten Championships    25 Consensus All-Americans    14 CFB Hall of Fame Inductees

## IOWA DRIVE CHARTS

### MICHIGAN STATE

QTR.	START	TIME	PLAYS-Yds	TOP	RESULT
1st	IA 37	11:42	5-8	2:08	Punt
	IA 9	7:51	3-(-3)	1:32	Punt
	IA 28	2:06	10-72	4:51	TOUCHDOWN
2nd	IA 9	7:04	3-1	1:06	Punt
	IA 8	5:08	3-(-5)	1:35	Punt
	IA 40	0:37	3-1	0:37	Punt
3rd	IA 31	14:57	12-62	5:14	Fumble
	IA 30	5:14	5-40	2:31	Fumble
4th	IA 30	14:04	8-45	4:56	FIELD GOAL
	IA 7	4:39	3-5	0:49	Punt
	IA 16	0:45	3-(-3)	0:45	Half

## OPPONENT DRIVE CHARTS

### MICHIGAN STATE

QTR.	START	TIME	PLAYS-Yds	TOP	RESULT
1st	MSU 25	15:00	7-75	3:10	TOUCHDOWN
	MSU 26	9:34	4-15	1:43	Punt
	IA 31	6:19	10-31	4:08	TOUCHDOWN
2nd	MSU 25	12:15	8-30	5:11	Punt
	IA 42	5:58	3-2	0:50	Punt
	IA 36	3:33	7-16	2:50	FIELD GOAL
3rd	MSU 7	9:43	9-63	4:29	Downs
	MSU 41	2:43	8-29	3:39	Missed FG
4th	MSU 27	9:01	8-33	4:22	Punt
	MSU 48	3:50	6-(-5)	3:05	Punt





# IOWA FOOTBALL

30 Bowl Games    11 Big Ten Championships    25 Consensus All-Americans    14 CFB Hall of Fame Inductees

## PASSING

### Nate Stanley (So.)

Att: 41 at Iowa State (9/9/17)  
Comp: 27 at Iowa State (9/9/17)  
Yards: 333 at Iowa State (9/9/17)  
TDs: 5 at Iowa State (9/9/17)  
Long: 70 vs. Penn State (9/23/17)

### Tyler Wieggers (Jr.)

Att: 2 at Northwestern (10/17/15)  
Comp: 1, 3X, last at Northwestern (10/17/15)  
Yards: 22 at Northwestern (10/17/15)  
TDs: --  
Long: 22 at Northwestern (10/17/15)

### Colten Rastetter (RS Fr.)

Att: 1 at Michigan State (9/30/17)  
Comp: 1 at Michigan State (9/30/17)  
Yards: 15 at Michigan State (9/30/17)

## RUSHING

### Toks Akinribade (So.)

Att: 7 vs. Iowa State (9/10/16)  
Yards: 21 vs. Iowa State (9/10/16)  
Long: 7 vs. Iowa State (9/10/16)

### James Butler (Sr.)

Att: 16 vs. North Texas (9/16/17)  
Yards: 74 vs. North Texas (9/16/17)  
Long: 12 vs. North Texas (9/16/17)  
TD: --

### Noah Fant (So.)

Att: 1 vs. Wyoming (9/2/17)  
Yards: --

### Marcel Joly (Jr.)

Att: 1 vs. Illinois St. (9/5/15)  
Yards: 8 vs. Illinois St. (9/5/15)  
Long: 8 vs. Illinois St. (9/5/15)  
TD: --

### Ivory Kelly-Martin (Fr.)

Att: 11 vs. North Texas (9/16/17)  
Yards: 74 vs. North Texas (9/16/17)  
Long: 23 vs. North Texas (9/16/17)  
TD: 2 vs. North Texas (9/16/17)

### Drake Kulick (Sr.)

Att: 3 at Northwestern (10/17/15)  
Yards: 8 at Northwestern (10/17/15)  
Long: 6 at Northwestern (10/17/15)

### Brady Ross (So.)

Att: 1 at Illinois (11/19/16)  
Yards: 2 at Illinois (11/19/16)  
Long: 2 at Illinois (11/19/16)

### Ihmir Smith-Marsette (Fr.)

Att: 1, 3X, last vs. North Texas (9/16/17)  
Yards: 7 at Iowa State (9/9/17)  
Long: 7 at Iowa State (9/9/17)

### Nate Stanley (So.)

Att: 6 at Michigan State (9/30/17)  
Yards: 2, 2X, last vs. Penn State (9/23/17)  
Long: 8 at Michigan State (9/30/17)

### Matt VandeBerg (Sr.)

Att: 1, 3X, last vs. Iowa State (9/10/16)  
Yards: 25 vs. Iowa State (9/10/16)  
Long: 25 vs. Iowa State (9/10/16)

### Akrum Wadley (Sr.)

Att: 28 at Iowa State (9/9/17)  
Yards: 204 at Northwestern (10/17/15)  
TDs: 4 at Northwestern (10/17/15)  
Long: 75, 2X, last vs. Nebraska (11/25/16)

### Kevin Ward (Sr.)

Att: 1 vs. North Texas (9/26/15)  
Yards: 5 vs. North Texas (9/26/15)  
Long: 5 vs. North Texas (9/26/15)  
TD: --

### Toren Young (RS Fr.)

Att: 19 vs. North Texas (9/16/17)  
Yards: 78 vs. North Texas (9/16/17)  
Long: 15 vs. North Texas (9/16/17)  
TD: --

## RECEIVING

### James Butler (Sr.)

Catches: 1 at Iowa State (9/9/17)  
Yards: 26 at Iowa State (9/9/17)  
Long: 26 at Iowa State (9/9/17)

### Nick Easley (Jr.)

Catches: 7 at Iowa State (9/9/17)  
Yards: 77 vs. Wyoming (9/2/17)  
TD: 1, 3X, last vs. Penn State (9/23/17)  
Long: 45 vs. Wyoming (9/2/17)

### A.J. Epenesa (Fr.)

Catches: 1 at Michigan State (9/30/17)  
Yards: 15 at Michigan State (9/30/17)  
Long: 15 at Michigan State (9/30/17)

### Noah Fant (So.)

Catches: 3, 2X, last at Iowa State (9/9/17)  
Yards: 30, 2X, last vs. North Texas (9/16/17)  
Long: 27 vs. Wyoming (9/2/17)  
TD: 2 vs. Wyoming (9/2/17)

### T.J. Hockenson (Fr.)

Catches: 3, 2X, last at Michigan State (9/30/17)  
Yards: 46 at Michigan State (9/30/17)  
Long: 24 at Iowa State (9/9/17)  
TD: 1 vs. North Texas (9/16/17)

### Austin Kelly (Jr.)

Catches: 1 at Purdue (10/15/16)  
Yards: 5 at Purdue (10/15/16)  
Long: 5 at Purdue (10/15/16)

### Ivory Kelly-Martin (Fr.)

Catches: 2 vs. Penn State (9/23/17)  
Yards: 12 vs. Penn State (9/23/17)  
Long: 10 at Michigan State (9/30/17)

### Drake Kulick (Sr.)

Catches: 2 at Iowa State (9/9/17)  
Yards: 29 at Iowa State (9/9/17)  
Long: 26 at Iowa State (9/9/17)

### Peter Pekar (Sr.)

Catches: 1, 2X, last at Iowa State (9/9/17)  
Yards: 9 at Iowa State (9/9/17)  
Long: 9 at Iowa State (9/9/17)

### Brady Ross (So.)

Catches: 1 at Rutgers (9/24/16)  
Yards: 6 at Rutgers (9/24/16)  
Long: 6 at Rutgers (9/24/16)

### Brandon Smith (Fr.)

Catches: 1, 2X, last at Michigan State (9/30/17)  
Yards: 8 at Michigan State (9/30/17)  
Long: 8 at Michigan State (9/30/17)

### Ihmir Smith-Marsette (Fr.)

Catches: 4 at Iowa State (9/9/17)  
Yards: 37 vs. Penn State (9/23/17)  
TD: 2 at Iowa State (9/9/17)  
Long: 31 at Michigan State (9/30/17)

### Matt VandeBerg (Sr.)

Catches: 9 at Iowa State (9/12/15)  
Yards: 129 vs. Iowa State (9/10/16)  
Long: 48 at Iowa State (9/12/15)  
TD: 2 vs. North Dakota St. (9/17/16)

### Akrum Wadley (Sr.)

Catches: 7 vs. Wisconsin (10/22/16)  
Yards: 80 vs. North Texas (9/16/17)  
Long: 70 vs. Penn State (9/23/17)  
TD: 1, 6X, last vs. Penn State (9/23/17)

## DEFENSE

### Nathan Bazata (Sr.)

Tackles: 8 at Michigan State (9/30/17)  
Solo: 3, 3X, last vs. Penn State (9/23/17)  
Asst: 6 at Michigan State (9/30/17)  
TFL: 1.0, 7X, last at Michigan State (9/30/17)  
Sack: 1, 3X, last vs. North Dakota St. (9/17/16)  
Blk: 1 vs. Illinois St. (9/5/15)  
QH: 1 at Iowa State (9/12/15)  
PB: 2 vs. Iowa State (9/10/16)  
FR: 1 vs. North Texas (9/26/15)

### Bo Bower (Sr.)

Tackles: 11, 2X, last vs. Wyoming (9/2/17)  
Solos: 7 at Purdue (10/15/16)  
Asst: 9 vs. North Dakota St. (9/17/16)  
Sacks: 1, 3X, last vs. Michigan State (12/5/15)  
TFL: 1, 5X, last vs. Nebraska (11/27/15)  
INT: 1, 3X, last vs. North Texas (9/26/15)  
PB: 1, 7X, last at Illinois (11/19/16)  
FF: 1 at Minnesota (10/8/16)  
QH: 1, 4X, last vs. North Texas (9/16/17)





# IOWA FOOTBALL

30 Bowl Games    11 Big Ten Championships    25 Consensus All-Americans    14 CFB Hall of Fame Inductees

## Sam Brincks (Jr.)

Tackles: 3, 2X, last vs. Penn State (9/23/17)  
Solo: --  
Asst: 3 at Iowa State (9/9/17)  
TFL: 1 vs. Penn State (9/23/17)  
PB: 1 vs. Iowa State (9/10/16)  
FR: 1 vs. Miami (Ohio) (9/3/16)  
QH: 1 vs. Penn State (9/23/17)

## James Butler (Sr.)

Tackles: 1 vs. North Texas (9/16/17)  
Solo: 1 vs. North Texas (9/16/17)  
FF: 1 vs. North Texas (9/16/17)  
FR: 1 vs. North Texas (9/16/17)

## Noah Clayberg (Fr.)

Tackles: 1, 2X, last at Michigan State (9/30/17)  
Solo: 1 vs. Penn State (9/23/17)  
Asst: 1 at Michigan State (9/30/17)

## Dominique Daffney (So.)

Tackles: 1, 2X, last at Michigan State (9/30/17)  
Solo: 1 vs. Wyoming (9/2/17)  
Asst: 1 at Michigan State (9/30/17)

## A.J. Epenesa (Fr.)

Tackles: 3 at Michigan State (9/30/17)  
Solo: 2 vs. Wyoming (9/2/17)  
Asst: 2 at Michigan State (9/30/17)  
Sacks: 1, 2X, last vs. Penn State (9/23/17)  
TFL: 1, 2X, last vs. Penn State (9/23/17)  
FF: 1 vs. Penn State (9/23/17)  
QH: 3 vs. Penn State (9/23/17)

## Adrian Falconer (Jr.)

Tackles: 1, 2X, last at Illinois (11/19/16)  
Solo: 1, 2X, last at Illinois (11/19/16)

## Jake Gervase (Jr.)

Tackles: 6 at Iowa State (9/9/17)  
Solo: 4 at Iowa State (9/9/17)  
Asst: 2, 2X, last at Iowa State (9/9/17)  
TFL: 1 vs. Wyoming (9/2/17)  
PB: 1, 2X, last at Iowa State (9/9/17)

## Matt Hankins (Fr.)

Tackles: 1, 4X, last at Michigan State (9/30/17)  
Solo: 1, 3X, last at Michigan State (9/30/17)  
Asst: 1 at Iowa State (9/9/17)

## Parker Hesse (Jr.)

Tackles: 7 at Iowa State (9/9/17)  
Solo: 5 at Iowa State (9/9/17)  
Assists: 4 vs. North Texas (9/26/15)  
Sacks: 2 at Rutgers (9/24/16)  
TFL: 2.5 at Rutgers (9/24/16)  
INT: 1, 2X, last at Iowa State (9/9/17)  
QH: 1, 5X, last at Iowa State (9/9/17)  
FR: 1, 2X, last vs. Miami (Ohio) (9/3/16)  
FF: 1, 4X, last vs. Penn State (9/23/17)  
PB: 1, 6X, last vs. Penn State (9/23/17)

## Josh Hockaday (Jr.)

Tackles: 6 vs. Miami (Ohio) (9/3/16)  
Solo: 3 vs. Miami (Ohio) (9/3/16)  
Asst: 3 vs. Miami (Ohio) (9/3/16)  
FF: 1, 2X, last vs. Michigan (11/12/16)  
PB: 1 vs. Miami (Ohio) (9/3/16)

## Amani Hooker (So.)

Tackles: 13 vs. Penn State (9/23/17)  
Solo: 11 vs. Penn State (9/23/17)  
Asst: 2 vs. Penn State (9/23/17)  
PB: 1 vs. Penn State (9/23/17)

## Joshua Jackson (Jr.)

Tackles: 6 at Iowa State (9/9/17)  
Solo: 4 at Iowa State (9/9/17)  
Asst: 2, 4X, last vs. Penn State (9/23/17)  
INT: 1, 2X, last vs. North Texas (9/16/17)  
TFL: 1 vs. Florida (1/2/17)  
PB: 3 at Iowa State (9/9/17)  
BFG: 1 vs. North Texas (9/16/17)

## Garret Jansen (So.)

Tackles: 3 vs. Iowa State (9/10/16)  
Solo: 2 vs. Iowa State (9/10/16)  
Asst: 1, 2X, last at Michigan State (9/30/17)

## Josey Jewell (Sr.)

Tackles: 16, 4X, last at Michigan St. (9/30/17)  
Solos: 11, 2X, last vs. Penn State (9/23/17)  
Asst: 10, 3X, last at Michigan State (9/30/17)  
Sacks: 2, 2X, last vs. Wyoming (9/2/17)  
TFL: 3.0, 2X, last at Michigan State (9/30/17)  
INT: 1, 5X, last vs. Penn State (9/23/17)  
FF: 1, 3X, last at Michigan State (9/30/17)  
FR: 1, 2X, last vs. Penn State (9/23/17)  
PB: 3 vs. Nebraska (11/25/16)  
QH: 2 vs. Michigan State (12/5/15)  
BLK: 1 at Penn State (11/5/16) (FG)

## Amani Jones (So.)

Tackles: 1, 4X, last vs. Penn State (9/23/17)  
Solo: 1, 3X, last vs. North Texas (9/16/17)  
Asst: 1 vs. Penn State (9/23/17)  
PB: 1 at Purdue (10/15/16)

## Ivory Kelly-Martin (Fr.)

Tackles: 1 at Iowa State (9/9/17)  
Solo: 1 at Iowa State (9/9/17)

## Tyler Kløver (Sr.)

Tackles: 1, 2X, last at Michigan State (9/30/17)  
Solo: 1 vs. Wisconsin (10/22/16)  
Asst: 1 at Michigan State (9/30/17)

## Cedrick Lattimore (So.)

Tackles: 2, 2X, last vs. Penn State (9/23/17)  
Solo: 1, 2X, last vs. North Texas (9/16/17)  
Asst: 2 vs. Penn State (9/23/17)  
Sack: 1 at Illinois (11/19/16)  
TFL: 1 at Illinois (11/19/16)  
FF: 1 at Illinois (11/19/16)  
QH: 1 at Iowa State (9/9/17)

## Aaron Mends (Jr.)

Tackles: 2, 3X, last at Iowa State (9/9/17)  
Solo: 1, 4X, last at Iowa State (9/9/17)  
Assts. 2 vs. Illinois St. (9/5/15)  
QH: 1 at Nebraska (11/27/15)  
Sack: 1, 2X, last vs. Florida (1/2/17)  
TFL: 1 vs. Florida (1/2/17)  
Punt Block: 1 vs. Maryland (10/31/15)

## Anthony Nelson (So.)

Tackles: 6, 3X, last at Michigan State (9/30/17)  
Solo: 4, 2X, last vs. Penn State (9/23/17)  
Assts: 4, 2X, last at Michigan State (9/30/17)  
Sacks: 2.5, 2X, last vs. Penn State (9/23/17)  
TFL: 2.5, 2X, last vs. Penn State (9/23/17)  
FF: 2 vs. Miami (Ohio) (9/3/16)  
PB: 2 vs. Penn State (9/23/17)  
QH: 1, 4X, last vs. Penn State (9/23/17)  
Block FG: 1 vs. Penn State (9/23/17)

## Matt Nelson (Jr.)

Tackles: 6 at Rutgers (9/24/16)  
Solo: 4 at Rutgers (9/24/16)  
Asst: 5 vs. North Dakota St. (9/17/16)  
Sack: 2 at Rutgers (9/24/16)  
TFL: 3 at Rutgers (9/24/16)  
FR: 1, 3X, last vs. Northwestern (10/1/16)  
QH: 1 vs. Wyoming (9/2/17)

## Ben Niemann (Sr.)

Tackles: 13 vs. Wyoming (9/2/17)  
Solos: 6 vs. Wyoming (9/2/17)  
Asst: 7 vs. Wyoming (9/2/17)  
Sack: 1, 4X, last at Indiana (11/7/15)  
Int: 1 vs. Iowa State (9/10/16)  
Blk: 1 vs. Northwestern (11/1/14)  
TFL: 2.5 vs. Illinois St. (9/5/15)  
FF: 1 vs. Wyoming (9/2/17)  
PB: 1, 7X, last vs. North Texas (9/16/17)  
QH: 1, 6X, last at Michigan State (9/30/17)

## Nick Niemann (Fr.)

Tackles: 1, 2X, last vs. Penn State (9/23/17)  
Solo: 1 at Iowa State (9/9/17)  
Asst: 1 vs. Penn State (9/23/17)

## Michael Ojemudia (So.)

Tackles: 8 at Michigan State (9/30/17)  
Solo: 4 at Michigan State (9/30/17)  
Asst: 4 at Michigan State (9/30/17)  
PB: 1, 2X, last at Iowa State (9/9/17)

## Brady Reiff (So.)

Tackles: 2 vs. Penn State (9/23/17)  
Solo: 1, 2X, last vs. Penn State (9/23/17)  
Asst: 1, 3X, last vs. Penn State (9/23/17)  
TFL: 0.5 at Illinois (11/19/16)  
INT: 1 vs. Wyoming (9/2/17)  
QH: 1 at Iowa State (9/9/17)  
PB: 1 vs. Penn State (9/23/17)

## Brady Ross (So.)

Tackles: 1, 3X, last at Penn State (11/5/16)  
Solo: 1, 3X, last at Penn State (11/5/16)  
FR: 1 vs. Michigan (11/12/16)

## Manny Rugamba (So.)

Tackles: 9 vs. Penn State (9/23/17)  
Solo: 8 vs. Penn State (9/23/17)  
Asst: 2, 2X, last at Illinois (11/19/16)  
INT: 1, 2X, last vs. Michigan (11/12/16)  
FF: 1 at Illinois (11/19/16)  
FR: 1 at Illinois (11/19/16)  
TFL: 0.5 vs. Michigan (11/12/16)  
PB: 3 vs. Michigan (11/12/16)





# IOWA FOOTBALL

30 Bowl Games    11 Big Ten Championships    25 Consensus All-Americans    14 CFB Hall of Fame Inductees

## Brandon Snyder (Jr.)

Tackles: 13 at Rutgers (9/24/16)  
Solo: 8, 2X, last at Penn State (11/5/16)  
Asst: 4, 3X, last at Penn State (11/5/16)  
INT: 1, 3X, last vs. Florida (1/2/17)  
TFL: 2 at Penn State (11/5/16)  
FF: 1, 3X, last vs. Florida (1/2/17)  
FR: 1, 2X, last at Minnesota (10/8/16)  
PB: 2 at Illinois (11/19/16)

## Geno Stone (Fr.)

Tackles: 3 vs. Penn State (9/23/17)  
Solo: 1, 2X, last vs. Penn State (9/23/17)  
Asst: 2 vs. Penn State (9/23/17)

## Miles Taylor (Sr.)

Tackles: 8, 4X, last vs. Wyoming (9/2/17)  
Solo: 7 vs. Stanford (1/1/16)  
Asst: 6 at Nebraska (11/27/15)  
TFL: 1, 3X, last at Rutgers (9/24/16)  
PB: 1, 4X, last vs. Stanford (1/1/16)  
FR: 1 vs. Maryland (10/31/15)  
INT: 1 vs. Maryland (10/31/15)  
Sack: 1 vs. Michigan State (12/5/15)  
QH: 1 vs. Wyoming (9/2/17)

## Kevin Ward (Sr.)

Tackles: 3 vs. North Texas (9/26/15)  
Solo: 3 vs. North Texas (9/26/15)  
Asst: 1, 4X, last at Michigan State (9/30/17)  
TFL: 1 vs. North Texas (9/26/15)  
PB: 1 at Minnesota (10/8/16)

## Kristian Welch (So.)

Tackles: 2 vs. Nebraska (11/25/16)  
Solo: 2 vs. Nebraska (11/25/16)  
Asst: 1 vs. Miami (Ohio) (9/3/16)

## Devonte Young (So.)

Tackles: 1, 3X, last vs. North Texas (9/16/17)  
Solo: 1, 2X, last vs. North Texas (9/16/17)  
Asst: 1 at Iowa State (9/9/17)

## PUNT RETURNS

### Joshua Jackson (Jr.)

Returns: 1, 3X, last vs. Penn State (9/23/17)  
Yards: 17 vs. North Texas (9/16/17)  
Long: 17 vs. North Texas (9/16/17)

### Matt VandeBerg (Sr.)

Returns: 3, 4X, last vs. Wyoming (9/2/17)  
Yards: 37 vs. Wyoming (9/2/17)  
Long: 23, 2X, last vs. Wyoming (9/2/17)

## KICKOFF RETURNS

### Amani Jones (So.)

Returns: 1 at Michigan State (9/30/17)  
Yards: 15 at Michigan State (9/30/17)  
Long: 15 at Michigan State (9/30/17)

### Austin Kelly (Jr.)

Returns: 1 at Michigan State (9/30/17)  
Yards: 7 at Michigan State (9/30/17)  
Long: 7 at Michigan State (9/30/17)

### Ivory Kelly-Martin (Fr.)

Returns: 3 vs. Penn State (9/23/17)  
Yards: 67 vs. Penn State (9/23/17)  
Long: 35 at Michigan State (9/30/17)

### Drake Kulick (Sr.)

Returns: 1 vs. Wisconsin (10/22/16)  
Yards: 13 vs. Wisconsin (10/22/16)  
Long: 13 vs. Wisconsin (10/22/16)

### Brady Ross (So.)

Returns: 1, 2X, last at Purdue (10/15/16)  
Yards: 13 vs. North Dakota St. (9/17/16)  
Long: 13 vs. North Dakota St. (9/17/16)

### Matt VandeBerg (Sr.)

Returns: 2 vs. Northern Iowa (8/30/14)  
Yards: 32 vs. Northern Iowa (8/30/14)  
Long: 23 vs. Northern Iowa (8/30/14)

### Akrum Wadley (Sr.)

Returns: 3 at Iowa State (9/9/17)  
Yards: 70 at Iowa State (9/9/17)  
Long: 30 vs. Wyoming (9/2/17)

## SPECIALISTS

### Keith Duncan (So.)

FG: 2, 3X, last vs. Michigan (11/12/16)  
FGA: 3 vs. Wisconsin (10/22/16)  
PAT: 7 at Purdue (10/15/16)  
Long: 41 vs. Wisconsin (10/22/16)

### Colten Rastetter (So.)

Punts: 7, 2X, last vs. Penn State (9/23/17)  
Yards: 288 vs. Penn State (9/23/17)  
Avg.: 47.0 vs. North Texas (9/16/17)  
Long: 53 vs. Penn State (9/23/17)

### Miguel Recinos (Jr.)

FG: 1, 5X, last at Michigan State (9/30/17)  
FGA: 1, 8X, last at Michigan State (9/30/17)  
PAT: 5 at Iowa State (9/9/17)  
Long: 47 vs. Wisconsin (10/22/16)





# IOWA FOOTBALL

30 Bowl Games 11 Big Ten Championships 25 Consensus All-Americans 14 CFB Hall of Fame Inductees

**MOST POINTS**

- 62 vs. Northwestern.....11-9-02  
62 vs. North Texas.....9-25-15
- 59 vs. Northwestern.....11-10-01  
59 vs. Western Michigan.....9-21-13
- 57 vs. Akron.....8-31-02
- 56 vs. Ball State.....9-3-05  
56 vs. Buffalo.....9-6-03

**FEWEST POINTS ALLOWED**

- 0 at Illinois.....11-19-16  
0 vs. Ball State.....9-26-10  
0 vs. Minnesota.....11-21-09  
0 at Minnesota.....11-22-08  
0 vs. Florida International.....9-6-08  
0 vs. Syracuse.....9-8-07  
0 vs. Ball State.....9-3-05  
0 vs. Kent State.....9-1-01  
0 vs. Northern Illinois.....9-18-99

**MOST FIRST DOWNS**

- 30 vs. Kent State.....9-1-01
- 29 vs. Indiana.....9-30-00  
29 vs. Indiana.....10-23-99  
**29 at Iowa State.....9-9-17**
- 28 at Purdue.....11-9-13  
28 vs. Louisiana-Monroe.....9-24-11  
28 vs. Ball State.....9-26-10  
28 at Indiana.....10-11-08  
28 vs. Minnesota.....11-19-05  
28 vs. Buffalo.....9-6-03  
**28 vs. North Texas.....9-16-17**

**FEWEST FIRST DOWNS ALLOWED**

- 5 vs. Syracuse.....9-8-07
- 6 vs. Eastern Illinois.....9-4-10  
6 at Minnesota.....11-22-08  
6 vs. Penn State.....10-23-04
- 8 vs. Ball State.....9-26-10  
8 vs. Arizona.....9-19-09
- 9 vs. Georgia Tech.....1-5-10  
9 vs. Penn State.....10-25-03  
9 vs. Western Michigan.....9-21-13  
9 at Purdue.....9-27-14

**MOST RUSHING ATTEMPTS**

- 60 vs. Kent State.....9-4-04  
60 at Iowa State.....9-14-13
- 59 vs. Northwestern.....11-10-01  
**59 vs. North Texas.....9-16-17**
- 58 vs. Missouri State.....9-7-13  
58 vs. Western Michigan.....9-21-13
- 56 vs. Minnesota.....11-16-02
- 55 at Illinois.....11-15-14
- 53 vs. Minnesota.....11-17-01  
53 at Purdue.....10-15-16
- 52 at Purdue.....11-9-13

**FEWEST RUSHING ATT., OPPONENT**

- 17 by Miami (Ohio).....9-7-02  
**17 by North Texas.....9-16-17**
- 19 by Kent State.....9-4-05
- 20 by Michigan State.....10-30-10  
20 by Michigan.....10-26-02  
20 by Utah State.....9-21-02  
20 by Texas Tech.....11-29-01  
20 by Western Michigan.....9-21-13

**MOST RUSHING YARDS**

- 376 vs. Akron.....8-31-02
- 365 vs. Minnesota.....11-16-02  
365 at Purdue.....10-15-16
- 318 at Purdue.....11-9-13
- 304 at Illinois.....11-15-14
- 301 vs. Illinois.....10-1-05
- 300 vs. Utah State.....9-21-02
- 298 vs. Missouri State.....9-7-13
- 294 at Northwestern.....10-17-15

**FEWEST RUSHING YARDS ALLOWED**

- 13 vs. Kent State.....9-4-04
- 7 at Minnesota.....11-22-08
- 10 vs. Montana.....9-2-06
- 14 vs. Miami (Ohio).....9-7-02
- 19 vs. Wisconsin.....10-12-05

**MOST PASSES ATTEMPTED**

- 61 vs. Indiana.....10-23-99
- 56 at Maryland.....10-18-14
- 55 vs. Florida.....1-1-06  
55 vs. Ball State.....9-6-14
- 51 vs. Minnesota.....11-20-99
- 48 vs. Pittsburgh.....9-17-11
- 47 vs. Michigan State.....11-12-11
- 46 vs. Michigan State.....10-5-13  
46 vs. Purdue.....11-6-04
- 45 vs. Oklahoma.....12-30-11  
45 vs. Ohio State.....10-30-99

**MOST PASSES COMPLETED**

- 36 vs. Indiana.....9-30-99
- 35 vs. Ball State.....9-6-14
- 32 vs. Florida.....1-1-06  
32 at Maryland.....10-18-14
- 31 vs. Pittsburgh.....9-17-11  
31 vs. Northern Iowa.....8-30-14
- 30 vs. Indiana.....9-30-00
- 29 vs. Ohio State.....10-30-99
- 28 vs. Minnesota.....11-20-99

**FEWEST PASSES ATT., OPPONENT**

- 9 by Georgia Tech.....1-5-10
- 10 by Northwestern.....10-27-12
- 13 by Nebraska.....9-23-00  
13 by Iowa State.....9-11-99
- 14 by Nebraska.....11-23-12  
14 by Northwestern.....10-26-13  
14 by Minnesota.....11-8-14  
14 by Wisconsin.....11-22-14
- 15 by Nebraska.....9-4-99
- 16 by Northern Illinois.....9-1-12  
16 by Wisconsin.....11-13-99

**FEWEST PASSES COMP., OPPONENT**

- 2 by Georgia Tech.....1-5-10
- 6 by Northern Illinois.....9-1-12  
6 by Iowa State.....9-11-99
- 7 by Northwestern.....10-27-12  
7 by Syracuse.....9-8-07  
7 by Buffalo.....9-6-03  
7 by LSU.....1-1-14  
7 by Indiana.....10-11-14
- 8 by Nebraska.....11-23-12  
8 by Ball State.....9-26-10
- 9 by Maine.....8-30-08  
9 by Penn State.....11-13-04

- 9 by Minnesota.....10-23-04  
9 by Northwestern.....11-1-14

**MOST PASSING YARDS**

- 426 vs. Indiana.....10-23-99
- 399 vs. Pittsburgh.....9-17-11
- 380 vs. Indiana.....9-30-00
- 377 vs. Minnesota.....11-19-05
- 364 at Minnesota.....11-18-06
- 357 vs. Purdue.....10-8-05

**FEWEST PASSING YARDS ALLOWED**

- 12 vs. Georgia Tech.....1-5-10
- 54 vs. Northern Illinois.....9-1-12
- 56 vs. Ball State.....9-26-10
- 58 vs. Buffalo.....9-6-03
- 63 vs. Nebraska.....11-23-12
- 72 at Purdue.....9-27-14
- 73 vs. Minnesota.....11-20-04
- 74 vs. Maryland.....10-31-15
- 75 vs. Northwestern.....11-1-14
- 79 vs. Syracuse.....9-8-07
- 82 vs. LSU.....1-1-14

**MOST TOTAL OFFENSE**

- 613 vs. Minnesota.....11-19-05
- 602 vs. Northwestern.....11-10-01
- 593 vs. Akron.....8-31-02
- 587 at Illinois.....11-14-14
- 562 vs. Ball State.....9-26-10
- 552 vs. Indiana.....10-23-99
- 546 at Minnesota.....11-18-06

**FEWEST TOTAL YARDS ALLOWED**

- 103 vs. Syracuse.....9-8-07
- 110 vs. Kent State.....9-4-04
- 112 vs. Ball State.....9-26-10
- 134 at Minnesota.....11-22-08
- 144 vs. Montana.....9-2-06  
144 vs. Ball State.....9-3-05

**PUNTING AVERAGE (MIN. OF 4)**

- 51.5 vs. Western Michigan.....9-9-00
- 51.0 vs. Arizona.....9-19-09
- 50.2 vs. Penn State.....11-4-00
- 50.0 vs. Wisconsin.....11-13-99
- 49.2 vs. LSU.....1-1-05
- 49.0 vs. Miami (Ohio).....9-7-02

**MOST TIME OF POSSESSION**

- 41:53 vs. Kent State.....9-4-04
- 40:45 vs. North Texas.....9-16-17**
- 38:42 vs. Northern Illinois.....9-1-12
- 38:27 vs. Michigan.....10-26-02
- 38:18 vs. Missouri State.....9-7-13
- 38:07 at Indiana.....10-11-08
- 38:03 at Iowa State.....9-14-13
- 37:56 vs. Arizona.....9-19-09
- 37:37 at Minnesota.....11-22-08
- 37:36 vs. Nebraska.....11-28-14
- 37:22 at Northwestern.....10-17-15

Bold denotes 2017





# IOWA FOOTBALL

## 2017 Iowa Football Numerical Roster

No.	Name .....	Pos.	No.	Name .....	Pos.	No.	Name .....	Pos.
1	Wes Dvorak.....	DB	31	** Aaron Mends.....	LB	67	Levi Duwa .....	DE
2	Ryan Gersonde.....	P	32	Djimon Colbert .....	DB	68	Landan Paulsen .....	OL
2	Peyton Mansell.....	QB	33	Noah Clayberg ^.....	DB	69	** Keegan Render .....	OL
2	Brandon Bishop.....	WR	34	* Kristian Welch ^.....	LB	70	* Lucas LeGrand.....	OL
3	* Keith Duncan ^.....	PK	35	Barrington Wade .....	LB	71	Mark Kallenberger.....	OL
3	Trey Creamer .....	DB	36	* Brady Ross.....	FB	72	Coy Kirkpatrick.....	OL
4	Nate Stanley ^.....	QB	37	** Brandon Snyder .....	DB	74	Austin Schulte .....	DL
4	Josh Turner .....	DB	38	T.J. Hockenson.....	TE	74	Tristan Wirfs .....	OL
5	* Manny Rugamba ^.....	DB	39	* Nate Wieting.....	TE	75	*** Ike Boettger.....	OL
6	Ihmir Smith-Marsette.....	WR	40	** Parker Hesse .....	DE	76	** Dalton Ferguson.....	OL
6	Max Duchow .....	DB	41	*** Bo Bower.....	LB	77	Alaric Jackson .....	OL
7	Colten Rastetter .....	P	41	Drew Thomas .....	WR	77	Daniel Gaffey .....	DL
7	Tom Herion.....	QB	42	Shaun Beyer .....	TE	78	** James Daniels ^.....	OL
8	* Tyler Wieggers .....	QB	42	Joe Ludwig .....	LB	79	*** Sean Welsh.....	OL
8	Matt Hankins .....	DB	43	*** Josey Jewell.....	LB	80	* Devonte Young ^.....	WR
9	Geno Stone .....	DB	44	*** Ben Niemann ^.....	OLB	81	Jon Wisnieski .....	TE
10	Camron Harrell.....	DB	45	* Drake Kulick .....	FB	82	** Adrian Falconer ^.....	WR
11	* Michael Ojemudia .....	DB	45	Ben Campos .....	LB	82	Jack Kallenberger .....	DL
11	Ryan Boyle.....	QB	46	* Austin Kelly .....	FB	83	Matt Quarells.....	WR
12	Brandon Smith .....	WR	46	Tommy Kujawa.....	TE	84	Austin Spiewak.....	LS
13	Henry Marchese.....	WR	47	Lane Akre .....	FB	84	Nick Easley .....	WR
15	** Josh Jackson .....	DB	48	* Jack Hockaday ^.....	LB	85	* Nate Vejvoda.....	TE
16	Kyshaun Bryan.....	RB	48	Bryce Schulte .....	TE	86	* Peter Pekar .....	TE
17	Cedric Boswell .....	DB	49	Nick Niemann.....	LB	87	* Noah Fant ^.....	TE
17	Ryan Schmidt.....	QB	50	Jacob Sobotka .....	LB	88	* Jake Hulett .....	DL
18	Drew Cook .....	TE	50	Jackson Subbert .....	LS	88	Jacob Coons .....	TE
18	John Milani.....	DB	51	Will Anthony .....	DL	89	*** Matt VandeBerg .....	WR
19	*** Miles Taylor ^.....	DB	52	*** Boone Myers.....	OL	90	** Sam Brincks .....	DE
19	Max Cooper.....	WR	52	* Amani Jones ^.....	LB	91	* Miguel Recinos.....	K
20	James Butler .....	RB	53	* Garret Jansen .....	DL	91	Brady Reiff .....	DL
21	Ivory Kelly-Martin .....	RB	55	Kyle Taylor.....	LB	92	Kyle Groeneweg.....	WR
22	Toks Akinribade ^.....	RB	57	Chauncey Golston.....	DE	93	Brandon Simon .....	DE
23	Dominique Dafney.....	WR	58	Jake Newborg .....	DL	94	A.J. Epenesa.....	DE
25	** Akrum Wadley .....	RB	59	* Ross Reynolds.....	OL	94	Caleb Shudak.....	PK
26	** Kevin Ward.....	OLB	61	Cole Banwart.....	OL	95	* Cedrick Lattimore ^.....	DL
26	Marcel Joly .....	RB	63	Spencer Williams .....	OL	96	** Matt Nelson .....	DE
27	* Amani Hooker ^.....	DB	64	Kyler Schott.....	OL	97	Romeo McKnight.....	DE
28	Toren Young .....	RB	65	Marshall Coluzzi.....	LS	97	*** Tyler Kluver .....	LS
28	Jack Koerner .....	DB	66	* Levi Paulsen.....	OL	98	* Anthony Nelson.....	DE
29	Nate Wieland.....	LB	66	Dalles Jacobus.....	DL	99	** Nathan Bazata .....	DL
30	* Jake Gervase .....	DB						



# IOWA FOOTBALL

30 Bowl Games

11 Big Ten Championships

25 Consensus All-Americans

14 CFB Hall of Fame Inductees

## Offense

Pos. ....No.	Name	Ht.	Wt.	Yr.	Hometown (Previous School)
SE.....89	*** Matt VandeBerg	6-1	195	Sr.	Brandon, S.D. (Brandon Valley)
12	Brandon Smith ^	6-3	205	Fr.	Lake Cormorant, Miss. (Lake Cormorant)
TE.....87	* Noah Fant ^	6-5	232	So.	Omaha, Neb. (Omaha South)
39	* Nate Wieting	6-4	250	So.	Rockford, Ill. (Lutheran)
LT .....77	Alaric Jackson	6-7	320	#Fr.	Detroit, Mich. (Renaissance)
52	*** Boone Myers	6-5	310	Sr.	Webster City, Iowa (Webster City)
LG .....52	*** Boone Myers	6-5	310	Sr.	Webster City, Iowa (Webster City)
59	* Ross Reynolds	6-4	300	Jr.	Waukee, Iowa (Waukee)
C .....78	** James Daniels ^	6-4	295	Jr.	Warren, Ohio (Harding)
61	Cole Banwart	6-4	295	#Fr.	Ottosen, Iowa (Algona)
RG .....69	** Keegan Render	6-4	310	Jr.	Indianola, Iowa (Indianola)
66	* Levi Paulsen	6-5	305	So.	Moville, Iowa (Woodbury Central)
RT .....79	*** Sean Welsh	6-3	295	So.	Springboro, Ohio (Springboro)
74	Tristan Wirfs ^	6-5	315	Fr.	Mount Vernon, Iowa (Mount Vernon)
TE.....38	T.J. Hockenson	6-5	243	#Fr.	Chariton, Iowa (Chariton)
86	* Peter Pekar	6-4	252	Sr.	Greendale, Wis. (Greendale)
WR .....84	Nick Easley	5-11	203	Jr.	Newton, Iowa (Iowa Western CC)
6	Ihmir Smith-Marsette ^	6-2	175	Fr.	Newark, N.J. (Weequahic)
QB .....4	Nathan Stanley ^	6-5	235	So.	Menomonie, Wis. (Menomonie)
8	* Tyler Wiegiers	6-4	225	Jr.	Lake Orion, Mich. (Detroit Country Day)
RB .....25	** Akrum Wadley	5-11	195	Sr.	Newark, N.J. (Weequahic)
28	Toren Young	5-11	220	#Fr.	Madison, Wisc. (Monona Grove)
OR 21	Ivory Kelly-Martin ^	5-11	195	Fr.	Plainfield, Ill. (Oswego East)
FB .....45	* Drake Kulick	6-1	240	Sr.	Muscatine, Iowa (Muscatine)
36	* Brady Ross	6-1	245	So.	Humboldt, Iowa (Humboldt)
PK .....91	* Miguel Recinos	6-1	192	Jr.	Mason City, Iowa (Mason City)
3	* Keith Duncan ^	5-11	173	So.	Weddington, N.C. (Weddington)

## Defense

Pos. ....No.	Name	Ht.	Wt.	Yr.	Hometown (Previous School)
LE .....98	* Anthony Nelson	6-7	260	So.	Urbandale, Iowa (Waukee)
90	** Sam Brincks	6-5	275	Jr.	Carroll, Iowa (Kuemper)
LT .....95	* Cedrick Lattimore ^	6-5	295	So.	Redford, Mich. (East English Village)
91	Brady Reiff	6-3	260	So.	Parkston, S.D. (Parkston)
RT .....99	** Nathan Bazata	6-2	287	Sr.	Howells, Neb. (Howells-Dodge)
96	** Matt Nelson	6-8	285	Jr.	Cedar Rapids, Iowa (Xavier)
RE .....40	** Parker Hesse	6-3	257	Jr.	Waukon, Iowa (Waukon)
94	A.J. Epenesa ^	6-5	270	Fr.	Edwardsville, Ill. (Edwardsville)
OLB .....44	*** Ben Niemann ^	6-3	233	Sr.	Sycamore, Illinois (Sycamore)
26	** Kevin Ward	6-1	217	Sr.	Homer Glen, Ill. (Providence Catholic)
MLB .....43	*** Josey Jewell	6-2	236	Sr.	Decorah, Iowa (Decorah)
34	* Kristian Welch ^	6-3	232	So.	Iola, Wis. (Iola-Scandinavia)
WLB .....41	*** Bo Bower	6-1	235	Sr.	West Branch, Iowa (West Branch)
31	** Aaron Mends	6-0	227	Jr.	Kansas City, Mo. (Winnetonka)
LC .....15	** Josh Jackson	6-1	192	Jr.	Corinth, Texas (Lake Dallas)
8	Matt Hankins ^	6-1	175	Fr.	Lewisville, Texas (Marcus)
SS .....19	*** Miles Taylor ^	5-10	203	Sr.	Silver Spring, Md. (Gonzaga College HS)
30	* Jake Gervase	6-1	210	Jr.	Davenport, Iowa (Assumption)
FS .....27	* Amani Hooker ^	6-0	210	So.	Minneapolis, Minn. (Park Center)
9	Geno Stone ^	6-0	195	Fr.	New Castle, Pa. (Senior)
RC .....11	* Michael Ojemudia	6-2	200	So.	Farmington Hills, Mich. (Harrison)
5	* Manny Rugamba ^	6-0	185	So.	Naperville, Ill. (Naperville Central)
PT .....7	Colten Rastetter	6-2	210	So.	Guttenberg, Iowa (Clayton Ridge)
2	Ryan Gersonde ^	6-4	185	Fr.	Milwaukee, Wisc. (Marquette)

Punt Returns: 15 Josh Jackson  
89 Matt VandeBerg

Kickoff Returns: 21 Kelly-Martin  
25 Akrum Wadley

Deep Snaps: 97 Tyler Kløver  
50 Jackson Subbert

Holder: 7 Colten Rastetter  
2 Ryan Gersonde

\* - Letters won    ^ - Redshirt year still available

# - Indicates redshirt freshman

