

# University of Iowa Hawkeye Hoops

**Game No. 8**

**Dec. 2, 2008**

## 2008-09 Schedule/Results Record: 6-1

Nov. 9	Wayne State (exb.)	W, 59-36
Nov. 14	Charleston Southern	W, 68-48
Nov. 17	Texas-San Antonio	W, 73-67
Nov. 20	at The Citadel	W, 70-48
* Nov. 23	Oakland	W, 66-57
* Nov. 25	SE Missouri State	W, 75-41
# Nov. 28	West Virginia (n)	L, 68-87
# Nov. 29	Kansas State (n)	W, 65-63
<b>Dec. 2</b>	<b>at Boston College, 6:05 pm</b>	
Dec. 5	Bryant, 7:35 pm	
Dec. 9	Northern Iowa, 6:05 pm	
Dec. 12	Iowa State, 7:05 pm	
Dec. 20	at Drake, 3:05 pm	
Dec. 27	Western Illinois, 7:05 pm	
Dec. 31	at Ohio State, 3:05 pm	
Jan. 3	Indiana, 3:35 pm	
Jan. 8	Minnesota, 6:05 pm	
Jan. 11	at Michigan, TBA	
Jan. 18	at Purdue, 11:05 am	
Jan. 21	Wisconsin, 7:35 pm	
Jan. 24	at Penn State, 5:05 pm	
Jan. 29	Michigan State, 6:05 pm	
Feb. 1	at Illinois, 1:05 pm	
Feb. 4	at Indiana, 5:35 p.m.	
Feb. 7	Northwestern, 5:05 pm	
Feb. 11	at Wisconsin, 7:35 pm	
Feb. 14	Purdue, 3:05 pm	
Feb. 22	Michigan, 4:05 pm	
Feb. 25	at Michigan State, 7:35 pm	
Feb. 28	at Northwestern, 1:05 pm	
Mar. 3-5	Ohio State, TBA	
Mar. 7	Penn State, 1:05 pm	
Mar. 13-16	Big Ten Tournament	

\* -- Las Vegas Invitational, Iowa City  
# -- Las Vegas Invitational, Las Vegas

## Pronunciation Guide

LaVall Jordan.....	luh-VELL
Chad Walthall.....	WALL-thawl
Devan Bawinkel.....	BAU-wink-ul
Andrew Brommer.....	BRAU-mur
Matt Gatens.....	GATE-ins

SID Contact: Steve Roe  
E-Mail: [steven-roe@hawkeyesports.com](mailto:steven-roe@hawkeyesports.com)

Office: (319) 335-9425  
Cell: (319) 594-6581



**Iowa (6-1) at Boston College (4-2)**  
**Dec. 2, 2008 • 7:05 p.m., ET**

**Silvio O. Conte Forum (8,606) • Boston, MA**

**Radio: Hawkeye Radio Network**

**TV: ESPNU • Online: [www.bceagles.com](http://www.bceagles.com)**

**Series Record: Boston College leads, 1-0**



## THE SETTING

Iowa (6-1) travels to Boston College (4-2) Tuesday, Dec. 1 to take part in the 2008 ACC/Big Ten Challenge. Game time is 6:05 p.m. CT at the Silvio O. Conte forum (8,606).

Iowa defeated Kansas State 65-63 in the consolation championship of the Las Vegas Invitational Saturday night in its latest outing. The Hawkeyes fell to West Virginia (68-87) in the semi-finals.

Boston College defeated Alabama-Birmingham 83-77 last Friday in the consolation championship of the pre-season NIT.

## ON THE AIR

**Radio:** Iowa games are broadcast on the Hawkeye Radio Network. The network includes more than 40 stations that blanket the state of Iowa and include portions of Illinois, Nebraska, Minnesota, Missouri and Wisconsin. Gary Dolphin handles the play-by-play, along with color commentator Bob Hansen. The Hawkeye Radio Network coverage includes a 60-minute pre-game show.

**Television:** ESPNU will televise the game to a national cable audience. Clay Matvick, Ron Perry and Andy Katz will call the action.

## IOWA HISTORY

Iowa has played 2,446 games since beginning basketball in 1902. Overall Iowa's record is 1,456-990 (.595). That includes a 916-316 (.744) record in home games, a 540-674 (.445) record in games away from Iowa City, a 690-677 (.504) mark in Big Ten games and a 322-90 (.782) record in Carver-Hawkeye Arena.

## Possible Starting Line-ups

### Iowa Hawkeyes (6-1)

					Pts.	Reb.	FG%	FT%
24	Aaron Fuller	F	6-6	210	Fr.	6.4	3.7	.425
44	Cyrus Tate	F	6-8	255	Sr.	8.3	7.1	.719
1	Anthony Tucker	G	6-4	200	Fr.	15.1	4.6	.463
5	Matt Gatens	G	6-5	215	Fr.	9.4	3.1	.538
30	Jeff Peterson	G	6-0	192	So.	10.1	1.9	.541

### Boston College Eagles (4-2)

11	Corey Raji	F	6-6	214	So.	11.8	6.3	.521
12	Joe Trapani	F	6-8	218	So.	14.0	5.8	.492
52	Josh Southern	C	6-10	242	So.	5.2	5.8	.545
4	Tyrese Rice	G	6-1	190	Sr.	18.2	3.6	.439
15	Rakim Sanders	G	6-5	225	So.	11.0	5.3	.439

**Note:** Line-ups reflect starters in most recent outing.



[hawkeyesports.com](http://hawkeyesports.com)

## Coach Todd Lickliter

Todd Lickliter is in his second season as the head basketball coach at the University of Iowa and his eighth year overall as a college head coach. Lickliter spent six seasons (2001-07) as the head coach at Butler University.

Lickliter holds a career mark of 150-81 (.649), including a 19-20 (.487) record at Iowa. Lickliter posted a 131-61 (.682) record as Butler's head coach. He led Butler to four post-season tournament berths, including trips to the NCAA Sweet 16 in 2003 and 2007.

Lickliter was named the 2006-07 Division I Coach of the Year by the National Association of Basketball Coaches (NABC) and was recognized as the High-Major Coach of the Year by collegehoops.net. He was also named 2007 Horizon League Coach of the Year for the second consecutive year after guiding the Bulldogs to a school and league-record 29 victories.

He led Butler to the regular season co-championship in the Horizon League in 2007. The Bulldogs advanced to the Sweet 16 in the NCAA Tournament before falling to eventual national champion Florida (65-57).

Butler during the 2006-07 season won three games over top 25 opponents (Tennessee, Gonzaga, Maryland) and recorded eight victories over teams that participated in the NCAA Tournament.

Butler averaged 22 wins per year under Lickliter, winning league titles in 2002, 2003 and 2007 while winning at least 20 games in four of six seasons.

Lickliter led the Bulldogs to an unbeaten home record (12-0) in 2002-03, and mentored Butler to a 70-12 (.854) home mark in his six seasons. His Bulldog teams were 6-5 against teams ranked in the "Top 25" and compiled four of the top 10 winning streaks in Butler history.

In his first season as Butler's head coach, Lickliter guided the Bulldogs to a then school-record 26 victories and a third consecutive Horizon League regular season title.

Lickliter guided the 2003 Bulldogs to an even more impressive season in his second year as head coach. He led Butler to a 27-6 record, breaking the single-season mark for victories for a second consecutive year.

Lickliter served as an assistant coach at Butler and Eastern Michigan and was a high school head coach in Indianapolis and Danville, IL.

In his final two seasons as a Butler assistant coach, the Bulldogs compiled a 47-16 record, including "Top 25" wins over 10th-ranked Wisconsin and 23rd-ranked Wake Forest. The win over the Demon Deacons in the 2001 NCAA Tournament was Butler's first NCAA Tournament victory in 39 years.

Lickliter played his final two collegiate seasons at Butler, where he earned a B.S. degree in secondary education in 1979.

Lickliter has not coached against Boston College or Eagle Coach Al Skinner.



## Iowa Quick Facts

<b>Location:</b>	Iowa City, IA
<b>Founded:</b>	1847
<b>Enrollment:</b>	30,561
<b>President:</b>	Sally Mason
<b>Athletic Director:</b>	Gary Barta
<b>Conference:</b>	Big Ten
<b>Home Arena:</b>	Carver-Hawkeye (15,500)
<b>All-Time Record:</b>	1,457-990 (.595)
<b>All-Time Big Ten Record:</b>	690-677 (.505)
<b>NCAA Appearances:</b>	22
<b>NCAA Tournament Record:</b>	27-24
<b>Head Coach:</b>	Todd Lickliter (Butler)
<b>Record At Iowa:</b>	19-20 (.487) (2nd year)
<b>Career Record:</b>	150-81 .649 (8th year)
<b>Big Ten Record:</b>	6-12 (.333)
<b>Assistant Coaches:</b>	Joel Cornette (Butler) LaVall Jordan (Butler) Chad Walthall (Concordia, MN) Jerry Strom (Concordia, NE)
<b>Dir. of Operations:</b>	Justin Wieck (Iowa)
<b>Video Coordinator:</b>	Garrett Lickliter (Marian)
<b>Graduate Manager:</b>	John Streif
<b>Trainer:</b>	Phil Haddy/Steve Roe
<b>Sports Information:</b>	319-335-9411
<b>Sports Info. Telephone:</b>	319-335-9417
<b>Sports Info. FAX:</b>	www.hawkeyesports.com
<b>Internet Address:</b>	

### BC COACH AL SKINNER

Al Skinner is in his 21st season as a college head coach and his 12th season at Boston College. Skinner has posted a 214-139 record with the Eagles and his career mark stands at 352-265. Skinner posted a record of 138-126 in nine seasons at Rhode Island.

Skinner was the 2000-01 National Coach of the Year and twice earned Coach of the Year honors in the Big East Conference before Boston College became a member of the Atlantic Coast Conference.

Skinner enjoyed an outstanding playing career at Massachusetts and played in the NBA for several seasons before beginning his coaching career. He is a member of the Athletic Hall of Fame at both UMass and Rhode Island.

Skinner has not coached against Iowa or Hawkeye Coach Todd Lickliter.

### IOWA IN ACC/BIG TEN CHALLENGE

Iowa has posted a 2-5 record in the ACC/Big Ten Challenge after dropping a 56-47 decision to Wake Forest last season in Iowa City. Iowa lost to Maryland, in Baltimore, in 2000, defeated Georgia Tech in 2001 in Iowa City, lost at Florida State in 2003 and lost to Duke, in Chicago, in 2002. Iowa did not take part in the event in 2003-04 and 2004-05.

Boston College has posted a 2-0 record in the ACC/Big Ten Challenge. The Eagles defeated Michigan State 65-58 in Boston on Nov. 29, 2006 and defeated Michigan 77-64 in Ann Arbor on Nov. 28, 2007.



## **Iowa Basketball Roster**

No.	Name	Pos.	Ht.	Wt.	Yr.	Hometown High School/CC)	The Latest Scoop
1	Anthony Tucker	G	6-4	200	Fr.	Minnetonka, MN (Minnetonka)	24 points & 4 rebounds vs. West Virginia
2	* David Palmer	C	6-9	240	Jr.	Antioch, TN (Oak Hill Academy)	5 points & 6 Rebounds vs. SE MO State
4	*** J.R. Angle	G	6-7	215	Sr.	Franklin, IN (Indian Creek)	3 points in win over SE MO State
5	Matt Gatens	G	6-5	215	Fr.	Iowa City, IA (Iowa City)	5 points in win over Kansas State
15	Devan Bawinkel	G	6-5	210	Jr.	Winnebago, IL (Highland, IL CC)	9 points (3-5 treys) vs. SE MO State
20	Andrew Brommer	F	6-9	235	Fr.	Rosemount, MN (Rosemount)	5 points & 2 rebounds vs. West Virginia
23	Jermain Davis	G	6-4	200	Jr.	Plymouth, MN (Kirkwood, IA CC)	8 points & 2 rebounds vs. Kansas State
24	Aaron Fuller	F	6-6	210	Fr.	Mesa, AZ (Mesa)	7 points & 7 rebounds vs. Kansas State
30	* Jeff Peterson	G	6-0	192	So.	Springfield, MO (DeMatha Catholic)	18 points (11-12 FTs) & 6 asts. vs. KSU
32	* Jake Kelly	G	6-6	185	So.	Carmel, IN (Carmel)	9 points & 2 steals vs. Kansas State
34	John Lickliter	G	5-11	175	Fr.	Iowa City, IA (Iowa City)	Plans to use 2008-09 as redshirt season
44	** Cyrus Tate	F	6-8	255	Sr.	Chicago, IL (Northeast, NE CC)	10 points & 7 rebounds vs. Kansas State
50	* Jarryd Cole	F	6-7	250	So.	Kansas City, MO (Winnetonka)	4 points & 2 rebounds at The Citadel

### **2008 BIG TEN/ACC CHALLENGE**

Following are Iowa's results in the ACC/Big Ten Challenge and the schedule of games this week.

#### **Iowa in the Challenge (2-5)**

11/30/99	Lost to Maryland 83-65 (Baltimore)
11/28/00	Def. Georgia Tech, 85-67
11/27/01	Lost to Duke, 80-62 (Chicago)
12/2/02	Lost at Florida State, 80-67
11/30/05	Def. N. C. State, 45-42
11/29/06	Lost at VA Tech, 69-65
11/26/07	Lost to Wake Forest, 56-47

#### **Boston College in the Challenge (2-0)**

11/29/06	Defeated Mich. State, 65-58 (Boston)
11/28/07	Defeated Michigan, 77-64 (Ann Arbor)

#### **Monday, Dec. 1** (all times are Eastern)

Wisconsin at Virginia Tech, 7 p.m., ESPN2

#### **Tuesday, Dec. 2**

##### **Iowa at Boston College, 7 p.m., ESPN2**

Ohio State at Miami, 7 p.m., ESPN

Clemson at Illinois, 7:30 p.m., ESPN2

Duke at Purdue, 9 p.m., ESPN

Virginia at Minnesota, 9:30 p.m., ESPN2

#### **Wed., Dec. 3**

Indiana at Wake Forest, 7:15 p.m., ESPN

Penn State at Georgia Tech, 7:30 p.m., ESPN2

Michigan at Maryland, 7:30 p.m., ESPN2

North Carolina vs. Michigan State, 9:15 p.m., ESPN

Florida State at Northwestern, 9:30 p.m., ESPN2

### **THE SERIES**

Boston College won the only previous meeting between the two programs, claiming an 86-81 victory in the consolation round of the Far West Classic on Dec. 30, 1974.

### **IOWA, BC NOTES**

- Iowa holds an all-time record of 11-20 vs. the Atlantic Coast Conference, having played all current members at least once, with the exception of Miami, FL.
- Boston College is 20-17 all-time against members of the Big Ten Conference, having played all but Illinois and Minnesota.
- Boston College will be facing its second team from the Big Ten Conference. The Eagles dropped a 71-64 decision to Purdue on Nov. 26 in New York as part of the pre-season NIT.
- Iowa and Boston College played two common opponents last season, Michigan and Wake Forest. Iowa won one of three meetings with Michigan, winning in Ann Arbor. Boston College also won at Michigan, as part of the 2007 Challenge. Wake Forest defeated Iowa in Iowa City, while Boston College defeated Wake Forest in Boston.
- Tom Davis is Iowa's all-time winningest coach, posting a record of 269-140 as the Hawkeye head coach from 1987-99. Davis also served as the head coach at Boston College, posting a 100-47 record from 1977-82.

### **PILING ON THE MILES**

Iowa is currently in the midst of a 13-day period that has the Hawkeyes playing in South Carolina (70-48 win at The Citadel), Las Vegas (split with West Virginia and Kansas State) and Boston. Iowa traveled to Charleston (1,097 miles) Nov. 20, traveled to Las Vegas (1,535) for the Las Vegas Invitational (Nov. 28-29) and plays at Boston College (1,188) Dec. 1 as part of the ACC/Big Ten Challenge.

During the 13-day stretch the Hawkeyes will travel roughly 7,640 miles to play four games, along with hosting games in Iowa City on Nov. 23 (Oakland) and Nov. 25 (SE Missouri State).



## Inside the Numbers

### 2008-09 Comparisons

	Iowa (6-1)	BC (4-2)
Scoring	69.3	74.8
Scoring Defense	58.7	65.5
FG%	.498	.453
FG% Defense	.422	.410
FT%	.713	.680
3-PT FG%	.417	.340
3-PT FG% Defense	.351	.274
Rebound Margin	+1.9	+4.8
Assists	13.9	13.7
TO Margin	-0.1	even
Steals Margin	+0.8	+0.4

### Boston College vs. Iowa Series History

12/30/74	Boston College, 86-81
Far West Classic, Pullman, WA	

### How Many Times a Hawkeye Player Has . . .

<b>Scored 20 or More Points</b>	
Anthony Tucker.....	2
<b>Scored 15 or More Points</b>	
Anthony Tucker.....	2
Jake Kelly.....	2
Matt Gatens.....	1
Jeff Peterson.....	1
Cyrus Tate.....	1
<b>Grabbed 10 or More Rebounds</b>	
Cyrus Tate.....	2
Anthony Tucker.....	1
<b>Grabbed 7 or More Rebounds</b>	
Aaron Fuller.....	1
Cyrus Tate.....	1
Anthony Tucker.....	1
<b>Dished out 7 or More Assists</b>	
Matt Gatens.....	1
Jeff Peterson.....	1
<b>Dished out 5 or More Assists</b>	
Matt Gatens.....	2
Jake Kelly.....	1
Jeff Peterson.....	2
<b>Recorded 4 or More Steals</b>	
Matt Gatens.....	1
<b>Blocked 3 or More Shots</b>	
Anthony Fuller.....	1
Cyrus Tate.....	1

## 2008-09 Margin of Victory/Defeat

Points	1	2	3	4	5	6	7	8	9	10+	15+	20+
Wins	0	1	0	0	0	1	0	0	1	0	0	3
Losses	0	0	0	0	0	0	0	0	0	0	1	0

### IOWA HOLDS OFF KANSAS STATE

Iowa forward Cyrus Tate scored from just on front of the basket just before the final horn sounded to lift Iowa to a 65-63 win over Kansas State in the consolation championship of the Las Vegas Invitational, earning Coach Todd Lickliter career win No. 150.

Tate's basket came after Iowa had rushed the ball up the court following a tip-in by Kansas State that had tied the score with seven seconds remaining. Jake Kelly found Tate near the basket for the game winner, which replays showed took place with less than one second remaining.

The Wildcats had rallied from an 11-point halftime deficit, taking their first lead of the game (53-52) with 5:12 remaining. The lead changed hands eight times and the game was tied five times in the final five minutes, with neither team leading by more than two points. Tate's free throw gave Iowa a 61-59 advantage with 1:52 left. Kansas State tied the score on a pair of free throws with 31 seconds to play. Kelly hit a jumper to give Iowa a 63-61 advantage before Kansas State knotted the score for the final time on a rebound basket. Along with the assist on Iowa's final basket Kelly also added a pair of steals in the final two minutes.

Iowa got off to a good start in the first half, leading by as many as 13 points in the opening period before settling for a 36-25 halftime advantage. The Hawkeyes shot 41.7% from the field in the first half, including 54.5% (6-11) from three-point range. For the game Iowa shot just 36.4% from the field, but the Hawkeyes hit 26-37 (70.3%) free throws and were guilty of just 11 turnovers.

Jeff Peterson led Iowa with 18 points (11-12 free throws) and six assists, as he was named to the all-tournament team. Tate added 10 points and joined Anthony Tucker and Aaron Fuller with seven rebounds.

### BOSTON COLLEGE TOPS UAB

Boston College concluded action in the pre-season NIT with an 83-77 win over Alabama-Birmingham in the consolation championship at Madison Square Garden. The Eagles got off to a slow start, shooting just 36.7% from the field in the opening 20 minutes and trailing 37-29 at halftime. That changed in the second half as Boston College shot 66.7% from the field and 63.6% (7-11) from three point range in holding a 54-40 scoring advantage over the final 20 minutes.

For the game Boston College shot 50.9% from the field and made 0-20 (45%) three-point shots, compared to the 41.8% field goal percentage for Alabama-Birmingham.

Guard Tyrese Rice led Boston College's balanced scoring with 24 points, as he hit 7-9 field goals, 5-5 three-pointers and 5-6 free throws. Rakim Sanders added 16 points, Joe Trapani scored 12 and Reggie Jackson 11. Center Josh Southern led the Eagles with 10 rebounds and Trapani added seven rebounds and four assists.

### NO TREYS FOR OPPONENT

Iowa held Southeast Missouri State without a three-point basket in a 75-41 win, as the Redhawks missed all 11 attempts from behind the arc. SE Missouri State became the first Iowa opponent in 125 games not to make at least one trey. The last time that happened was Dec. 10, 2004 when Iowa State missed all six three-point attempts in Iowa's 70-63 win in Iowa City. In Iowa's most recent outing the Hawkeyes allowed Kansas State just three treys in seven attempts.





## **Media Guide & History Record Book Online**

Iowa's 2008-09 media guide and the History and Record Book, are available online at [hawkeyesports.com](http://hawkeyesports.com). After opening the Iowa website, click on Men's Basketball at the top of the page under "The Hawkeyes". Once at the basketball site, click on either the Media Guide or the History and Record Book on the right side of the page under the "Stats and More" heading.

Copies of both publications are also available through the UI Sports Information office.

## **Big Ten Coaches Teleconferences**

The Big Ten Conference office has scheduled tele-conferences with men's basketball coaches each week during the Big Ten portion of the 2007-08 season. The weekly calls run through March 10.

The tele-conferences are held each Monday from 9-11 a.m. CT. The calls will be available for play-back for 24 hours.

Contact the Big Ten office or the Iowa Sports Information office for the tele-conference and play-back phone numbers. Following is the coach's order of appearance:

9:00	Tom Crean, Indiana
9:10	<b>Todd Lickliter, Iowa</b>
9:20	Tubby Smith, Minnesota
9:30	Bill Carmody, Northwestern
9:40	Ed DeChellis, Penn State
9:50	Matt Painter, Purdue
10:00	Tom Izzo, Michigan State
10:10	Bo Ryan, Wisconsin
10:20	John Beilein, Michigan
10:30	Thad Matta, Ohio State
10:40	Bruce Weber, Illinois
10:50	Player of the Week

# **IOWA**

## **BASKETBALL**



## **IOWA SHOOTING IS ON TARGET**

Iowa is shooting 49.8% from the field, second best among Big Ten Conference teams. The Hawkeyes have made over 50% of their field goal attempts in four games, with a best of 57.1% in the win over Texas-San Antonio. Iowa is also shooting 41.7% from three-point range, with a best of 52% (13-25) in the win at The Citadel.

Iowa has made 13 three-point field goals in two games (13-30 vs. SE MO State and 13-25 at The Citadel). The 13 three-point field goals ties as the eighth most by an Iowa team in a single game. The Iowa record is 15, on two occasions.

A year ago Iowa shot as well as 50% from the field in just four of 32 games, with a best of 57.5% at Penn State.

## **HAWKEYES FROM THE LINE**

Iowa made 20-22 free throw attempts (90.9%) in a win over Texas-San Antonio, including 6-7 in the first half and 14-15 in the second half. Iowa made its last 14 attempts over the final 13 minutes of the game. The streak ended when the Hawkeyes missed their first free throw attempt at The Citadel. Iowa is shooting 71.3% from the line through seven games after shooting 70.3% (26-37) in the win over Kansas State. Iowa hit 16-22 (72.7%) free throws in the second half against the Wildcats.

The 90.9% shooting from the line is the best for an Iowa team since Nov. 19, 2004 when the Hawkeyes established a school record by hitting all 20 of their free throw attempts in a win over Western Illinois.

Jermain Davis led Iowa vs. UTSA, making all 10 of his attempts. He becomes the 24th Iowa player ever to shoot 100% from the free throw line in a game, with a minimum of 10 attempts. Davis is the seventh player (sixth Hawkeye) to make as many as 10 free throws in a game without a miss, in Carver-Hawkeye Arena. Jake Kelly added 9-10 free throws in the loss to West Virginia and Jeff Peterson made 11-12 free throws in the win over Kansas State.

## **IOWA SOLID ON DEFENSE**

Iowa has been solid on defense through its first seven games. The Hawkeyes are allowing just 58.7 points per game, holding three opponents to less than 50 points. Iowa opponents are shooting 42.2% from the field and 35.1% from three-point range.

Iowa ranked fifth in the nation in scoring defense last season (58.0) and held opponents under 50 points in nine games. Iowa opponents shot 40.4% from the field.

## **BALANCED SCORING LEADS IOWA**

Iowa has used a balanced scoring attack in its six wins, with at least three players scoring in double figures in four games and four reaching 10 points or more in the 73-67 win over Texas-San Antonio. Four different Hawkeyes have led the team in scoring and five are averaging more than eight points per game.

Senior Cyrus Tate is shooting 71.9% from the field. He shot 66.7% from the field last season, including 70.2% in Big Ten games.

Freshman Anthony Tucker led Iowa with 21 points in the win at The Citadel, as he hit 7-11 three-point shots. Tucker hit 8-12 field goals, including 6-9 three-pointers, in scoring 24 points in the loss to West Virginia.

Tucker added 19 points vs. Oakland and 14 vs. SE Missouri State. Tucker is shooting 46.3% from the field and 44.5% from three-point range. The seven three-pointers by Tucker at The Citadel match the fifth best total in school history. Chris Kingsbury twice made nine treys, while Justin Johnson had eight three-pointers in two games.



## Iowa Results on December 2

### 18 Wins, 3 Losses

1933	* Millikin	W	47-27
1939	Carleton	W	24-21
1946	* South Dakota State	W	73-32
1961	Evansville	L	59-65
1963	* South Dakota	W	85-66
1965	* Pepperdine	W	111-50
1966	Washington	W	66-50
1967	* Bowling Green	W	79-73
1975	* Nebraska	W	72-65
1978	Colorado State	L	69-72
1983	* Baylor	W	67-44
1988	* Brown	W	109-61
1989	* UC-Santa Barbara	W	85-79
1994	* Pepperdine	W	99-63
1995	* Colgate	W	79-59
1997	* Drake	W	90-60
2000	* Tulsa	W	66-65
2002	Florida State	L	67-80
2004	* Wisc.-Green Bay	W	82-56
2005	* Fairfield	W	75-59
2007	* Coppin State	W	83-67

\* at Iowa City

### HAWKEYE GAMES NOTES

- Iowa is 5-0 when controlling the opening tip and 1-1 when not controlling the tip.
- Iowa had four players score in double figures in a win over Texas San Antonio and three players reach double figures vs. Charleston Southern, The Citadel, Oakland and West Virginia. Iowa is 1-0 when four players reach double figures, 3-1 when three score in double figures and 2-0 when two score 10 or more points. In 32 games last season, Iowa had more than three players score in double figures just four times.
- Iowa was guilty of six turnovers in the win at The Citadel, none by any of the Hawkeye guards. The six turnovers are a low for the Hawkeyes in 36 games under Coach Todd Lickliter. Iowa had seven in wins over Charleston Southern and SE Missouri State, matching the season low of last season (vs. Utah State), but were guilty of 19 turnovers against Texas-San Antonio, 16 vs. Oakland and 21 vs. West Virginia, (including 17 in the first half). The Hawkeyes had less than 10 turnovers in just two of 32 games a year ago and had 20 or more turnovers in seven games.
- Iowa is 3-0 when scoring between 70-80 points and 3-1 when scoring between 60-70 points.
- Iowa is 3-0 when holding its opponent to less than 50 points, 1-0 when the opponent scores between 50-60 points, 2-0 when the opponent scores between 60-70 points and 0-1 when the opponent scores over 80 points.
- Iowa is 6-0 when collecting more assists than the opponent and 0-1 when the opponent has more assists.

- Iowa is 4-0 when having fewer turnovers than its opponent and 2-1 when the opponent has fewer turnovers.
- Iowa is 4-0 when collecting more steals than its opponent and 2-1 when the opponent has more steals. Iowa allowed The Citadel no steals in taking the 70-48 road win.
- Iowa is 6-0 when leading at halftime and 0-1 when trailing at halftime.
- Iowa is 3-0 in games decided by 10 points or less, including 1-0 in its only game decided by less than five points.

### HAWKEYE PLAYER NOTES

- Along with scoring the game winning basket vs. Kansas State, Cyrus Tate ended the game with 10 points and seven rebounds, just one night after failing to score in a loss to West Virginia.
- Jeff Peterson led Iowa with six assists against Kansas State, moving into the team lead in that department. Peterson led Iowa in assists last season as a true freshman. Peterson also made 11-12 free throw attempts against the Wildcats.
- Anthony Tucker, a true freshman scored in double figures in Iowa's first six games before scoring just three points in the win over Kansas State. Tucker leads Iowa in scoring at 15.1 per game.
- True freshman Aaron Fuller had a season-best seven rebounds and seven points against Kansas State.
- True Freshman Matt Gatens has scored in double figures in four games, ranks second on the team in assists (26) and has missed just one free throw (13-14, 92.9%).

### VALUABLE POSSESSIONS

Iowa is averaging 13.9 assists and 12.4 turnovers per game through seven games. Through seven games last season those averages were 13.3 assists and 17 turnovers per game.

### IOWA PROGRAM REACHES 1,400 WINS

The Iowa basketball program reached 1,400 wins (now at 1,457) with a 79-46 victory over Texas-San Antonio on Nov. 26, 2005. Iowa ranks 34th on the all-time list for victories and is one of 41 NCAA Division I programs with as many as 1,400 wins. Iowa's basketball history includes 73 winning seasons and 24 years in which the Hawkeyes have won 20 or more games. Iowa (with 22) is one of 31 programs to earn more than 20 invitations into the NCAA Tournament.

### HAWKEYES ARE TOUGH AT HOME

Iowa has won 46 of its last 56 games (.821) in Carver-Hawkeye Arena (15,500) over the last three-plus seasons, including win streaks of 21 straight overall and 12 straight Big Ten Conference wins. Iowa has won 10 of its last 13 home games against ranked opponents.

Iowa was a perfect 17-0 at home in 2006 and 14-2 in 2007 before posting a 10-8 home record a year ago. Iowa has compiled a 19-6 Big Ten Conference record in that time.



## **HAWKEYES FEATURE YOUNG LINE-UP**

Iowa's starting line-up in all seven games has included three true freshmen, including forward Aaron Fuller and guards Matt Gatens and Anthony Tucker.

Iowa's starting line-up in four games last season included freshmen Jarryd Cole, Jeff Peterson and Jake Kelly. Cole later missed the final 19 games due to injury. Kelly started 25 games and Peterson 11. The three combined for 42 starts.

Iowa had not started three freshmen in a game since the 2000-01 season. That season, Brody Boyd, Jared Reiner and Glen Worley started in a game at Illinois. Boyd, Worley and Sean Sonderleiter started in a game at Michigan State and Boyd, Worley and Courtney Scott started in a game at Michigan.

## **NEWCOMERS CONTRIBUTE**

With seven new players on a 13-man roster, Iowa will rely on newcomers throughout the year. In the opening win over Charleston Southern, Iowa newcomers contributed 37 of 68 points, 12 of 32 rebounds, eight of 14 assists and two of three steals, while playing 118 of the 200 minutes. Three newcomers, all freshmen, were part of the starting line-up.

The Hawkeyes newcomers have scored 40 or more points in four games, with a high of 48 vs. Texas-San Antonio. The first-year Hawkeyes had a season-best 23 rebounds in a win over SE Missouri State.

Freshman Matt Gatens led the newcomers with 15 points in the opening game and freshman Anthony Tucker has led Iowa's scoring in three games. Gatens' total matches the most points scored by a freshman in their first game since Jeff Horner had 15 points in the first game of the 2002-03 season. Tucker scored 24 points vs. West Virginia, 21 points at The Citadel and 19 vs. Oakland while leading Iowa in scoring at 17.2 points per game. Gatens is averaging 9.4 points and 3.7 assists. Here are the totals Iowa's newcomers have contributed each game, and the averages:

	<b>Pts</b>	<b>Rebs</b>	<b>Asts</b>	<b>Stls</b>	<b>Min</b>
Charleston Southern	37	12	14	2	118
Texas-San Antonio	48	15	13	2	119
at The Citadel	45	12	7	5	108
Oakland	31	13	6	2	98
SE MO State	44	23	9	5	118
West Virginia (n)	41	14	3	1	119
Kansas State (n)	28	20	2	3	119
<b>Totals</b>	<b>269</b>	<b>109</b>	<b>54</b>	<b>20</b>	<b>797</b>
<b>Average</b>	<b>38.4</b>	<b>15.6</b>	<b>7.7</b>	<b>2.9</b>	<b>113.9</b>

## **LEADING THE TEAM**

Following is the number of times a player has led Iowa in scoring, rebounding, assists and steals. If two or more players tied for the team lead, all are credited for that game:

<b>Player</b>	<b>Scoring</b>	<b>Rebounding</b>	<b>Assists</b>	<b>Steals</b>
Anthony Fuller		2		2
Matt Gatens	1	1	3	2
Jake Kelly			1	2
Jeff Peterson	1		3	2
Cyrus Tate	1	6	0	1
Anthony Tucker	4	2		2

## ***Big Ten Standings/Schedule***

	<b>Big Ten</b>			<b>All Games</b>		
	<b>W</b>	<b>L</b>	<b>PCT</b>	<b>W</b>	<b>L</b>	<b>PCT</b>
Illinois	0	0	.000	6	0	1.000
Minnesota	0	0	.000	6	0	1.000
Ohio State	0	0	.000	3	0	1.000
<b>Iowa</b>	<b>0</b>	<b>0</b>	<b>.000</b>	<b>6</b>	<b>1</b>	<b>.857</b>
Penn State	0	0	.000	6	1	.857
Michigan	0	0	.000	5	1	.833
Purdue	0	0	.000	5	1	.833
Wisconsin	0	0	.000	5	1	.833
Michigan State	0	0	.000	4	1	.800
Northwestern	0	0	.000	3	1	.750
Indiana	0	0	.000	4	2	.667

### **Monday, December 1**

Wisconsin at Virginia Tech [21]  
UC-Riverside at Northwestern

### **Tuesday, December 2**

Iowa at Boston College, 6:05 p.m. CT, ESPNU  
Ohio State at Miami  
Clemson at Illinois  
Duke at Purdue  
Virginia at Minnesota

### **Wednesday, December 3**

Indiana at Wake Forest  
Penn State at Georgia Tech  
North Carolina vs. Michigan State (Ford Field)  
Florida State at Northwestern  
Michigan at Maryland

### **Friday, December 5**

**Bryant University at Iowa, 7:35 p.m., BTN**

### **Saturday, December 6**

Georgia vs. Illinois (United Center, Chicago)  
Arkansas-Pine Bluff at Purdue  
Duke at Michigan  
Temple at Penn State  
Wisconsin at Marquette  
Gonzaga vs. Indiana (Hall of Fame Showcase, Indianapolis)  
Cornell at Minnesota  
DePaul at Northwestern  
Ohio State vs. Notre Dame (Hall of Fame Showcase, Indianapolis)

## **IOWA'S STATISTICAL COMPARISONS**

	<b>All Games</b>	<b>Big Ten</b>	<b>Home Games</b>	<b>Away Games</b>	<b>IA Wins</b>	<b>IA Losses</b>
Record	6-1	0-0	4-0	2-1	6-0	0-1
Points	69.3		70.5	67.7	69.5	68.0
Opp. Pts	58.7		53.2	66.0	54.0	87.0
FG%	.498		.524	.462	.493	.541
FG Def.	.422		.361	.511	.397	.554
3-PT%	.417		.385	.467	.407	.500
3-pt. Def.	.351		.319	.405	.312	.556
FT%	.713		.766	.671	.719	.690
REB	30.7		33.0	27.7	31.7	25.0
AST	13.9		16.5	10.3	15.0	7.0
TO	12.4		12.3	12.7	11.0	21.0
STL	5.4		5.3	5.7	6.0	2.0
BLK	2.6		4.0	0.7	2.7	2.0



## Iowa in Big Ten Statistics

All Games		
Category	Stat	Rank
3-Pt. FG Per Game	9.3	1st
Field Goal %	.498	2nd
3-Pt. Field Goal %	.417	3rd
Free Throw %	.713	5th
Scoring Offense	69.3	5th
Rebounding Margin	+1.9	7th
Scoring Defense	58.7	7th
Ast./TO Ratio	1.1	8th
Assists	13.9	8th
Scoring Margin	+10.6	9th
3-PT FG Defense	.351	9th
FG% Defense	.422	9th
Blocked Shots	2.6	9th
Steals	5.4	9th
Turnover Margin	-0.1	9th

### INDIVIDUAL STATISTICS

All Games			
Category	Player	Stat	Rank
FG%	Cyrus Tate	.719	2nd
	Matt Gatens	.538	15th
FT%	Jake Kelly	.870	7th
	Jeff Peterson	.844	11th
Ast./TO Ratio	Jeff Peterson	1.8	10th
	Matt Gatens	1.6	14th
Rebounding	Cyrus Tate	7.1	4th
Assists	Jeff Peterson	4.1	7th
	Matt Gatens	3.7	10th
Blk. Shots	Cyrus Tate	1.0	8th
Scoring	Anthony Tucker	15.1	8th
3-pt. FG %	Matt Gatens	.579	3rd
	Jake Kelly	.444	14th
3-pt. FG Per G.	Anthony Tucker	3.9	11st

### REACHING DOUBLE FIGURES

Following are Iowa's number of double figure games in scoring and rebounding, both for the 2008-09 season and for their career:

	Points		Rebounds	
	'08-09	Career	'08-09	Career
Jarryd Cole	0	5	0	0
Jermain Davis	1	1	0	0
Matt Gatens	4	4	0	0
Jake Kelly	3	14	0	0
Jeff Peterson	3	6	0	0
Cyrus Tate	3	17	2	8
Anthony Tucker	6	6	1	1

### HOME, AWAY COMPARISONS

In its four home games, Iowa has outscored its opponents by a 17.3 margin, shooting 52.4% from the field while holding its opponent to 36.1% shooting. Iowa holds a 33.0-27.8 rebounding advantage.

In three games away from Carver-Hawkeye Arena, Iowa has outscored its opponents 67.7-66.0. The Hawkeyes are shooting 46.2% from the field while the opponents are shooting 51.1%. The opponents hold a 30.3-27.7 rebounding margin.

### STARTING LINE-UPS

Iowa has used the same starting line-up in its seven games. Following is Iowa's record by line-up, with the last starting unit in bold:

**Fuller, Tate, Gatens, Peterson, Tucker** 6-1  
(CSU, UTSA, CIT, OAK, SEMO, WVU, KSU)

### OFF THE BENCH

The Iowa reserves are averaging 19.9 points and 8.1 rebounds per game, compared to 13.3 points and 8.9 rebounds by the opponent reserves.

Iowa is 4-1 when the reserves outscore the opponent reserves and 2-0 when the opponent reserves score more points.

Iowa is 4-0 when the Hawkeye reserves have more rebounds than the opponent reserves and 2-1 when the opponent reserves have more rebounds. Following is a game-by-game comparison with opponents:

Opponent	Iowa		Opponent	
	Pts.	Rebs.	Pts.	Rebs.
Charleston Southern	21	8	5	6
TX-San Antonio	17	10	21	7
at The Citadel	12	7	5	8
Oakland	16	5	5	4
SEMO	30	16	14	10
West Virginia (n)	21	6	18	10
Kansas State (n)	22	5	25	17
<b>Totals</b>	<b>139</b>	<b>57</b>	<b>93</b>	<b>62</b>
<b>Average</b>	<b>19.9</b>	<b>8.1</b>	<b>13.3</b>	<b>8.9</b>

### OVERCOMING DEFICITS

The biggest deficit Iowa has overcome to earn a victory this season is seven points. In the season opening contest, Iowa trailed 7-0 before taking a 68-48 win over Charleston Southern.

In Iowa's one loss, West Virginia trailed by two points (11-9) before earning the win.

Last season Iowa rallied from a 14-point deficit in two games, while two opponents defeated Iowa after trailing by 16 points.

### SCORING BY HALVES

Iowa has outscored its opponents 231-189 in the first half and 254-222 in the second half. Iowa has led at halftime in its six wins and has been outscored by three opponents in the second half.





## Hy-Vee Cy-Hawk Series

Iowa leads the fifth annual Hy-Vee Cy-Hawk Series, 7-4, after five events. The Cyclones beat the Hawkeyes 3-0 in volleyball (Sept. 12) to earn two points, while Iowa beat Iowa State 17-5 in football to earn the only three-point event. Iowa also downed the Cyclones in women's soccer, 3-2, in Ames to earn two more points. In cross country, the Iowa women placed ahead of Iowa State in the NCAA Regional to gain two points, while the ISU men topped Iowa in the men's event. There are seven events remaining, with the next competitions slated for Dec. 6 when the wrestling teams meet in Iowa City.

Iowa State captured the fourth annual Hy-Vee Cy-Hawk Series, 18-9, last season. The series is tied 2-2 in the in-state competition against their rivals from Iowa State that began in 2005.

The University of Iowa captured the inaugural Cy-Hawk Series in 2005 registering a 13-8 margin of victory. Iowa State evened the competition with its own 13-8 triumph in 2006.

The 12-event series awards two points (except football, which is worth three) to the winning school in each head-to-head match-up between the two institutions. Additionally, two points are awarded to an institution if the graduation rate of its student-athletes is greater than the national average as reported each fall by the NCAA.

A commemorative Hy-Vee Cy-Hawk Series Cup, which stands 31 inches tall and weighs 19 pounds, is displayed on the winning team's campus for an entire year after a victory. Replica cups are also presented as "traveling trophies" for individual victorious teams in the head-to-head competition.

This season's fifth annual Hy-Vee Cy-Hawk Series schedule is listed below:

Date	Event	Site/Result
9/12	Volleyball (2 pts)	L, 0-3
9/13	Football (3 pts)	W, 17-5
9/21	Women's Soccer (2 pts)	W, 3-2
11/15	Men's Cross Country (2 pts)	ISU
11/15	Women's Cross Country (2 pts)	Iowa
12/6	Wrestling (2 pts)	Iowa City
12/7	Women's Basketball (2 pts)	Iowa City
12/12	Men's Basketball (2 pts)	Iowa City
12/12	Women's Swim. & Diving (2 pts)	Iowa City
2/12	Women's Gymnastics (2 pts)	Ames
2/14	Women's Gymnastics (2 pts)	Iowa City
4/7	Softball (2 points)	Iowa City

### Academic Opportunities

Two points for an institution if the student-athlete graduation rate for all student-athletes is greater than the national average for all student-athletes, according to the annual graduation rate report issued each September/October by the NCAA.

## IOWA FROM THE FREE THROW LINE

Iowa made over 70% of its free throws in three games, including 90.9% (20-22) vs. Texas-San Antonio. Iowa made at least 70% of its free throws in 12 games last season, with a season-best 88.9% (8-9) at Northern Iowa.

Iowa is 3-0 this season when shooting over 70% from the foul line. Four of Iowa's opponents have shot less than 60% from the foul line. Following is Iowa's won-loss breakdown this season, based on free throw percentage:

Iowa FT%	W-L	Iowa FT%	W-L
Under 50%	0-0	70-79%	2-0
50-59%	1-0	80-89%	0-0
60-69%	2-1	90-100%	1-0

## CRUNCH TIME FREE THROWS

Iowa is 23-27 (.852) from the free throw line in the final four minutes of its three games that have been decided by 10 points or less. Iowa's opponents in those games have made 6-8 (.750) free throw attempts in the final four minutes. Iowa is 3-0 in games decided by 10 points or less. Following are Iowa's individual attempts:

Jake Kelly	6-6	1.000
Jermain Davis	4-4	1.000
Matt Gatens	2-2	1.000
Anthony Tucker	2-2	1.000
Jeff Peterson	8-10	.800
Cyrus Tate	1-3	.333
<b>Iowa</b>	<b>23-27</b>	<b>.852</b>
<b>Opponents</b>	<b>6-8</b>	<b>.750</b>

## IOWA RECORD BY CONFERENCE

Iowa has played teams from the Big East, Big South, Big 12, Ohio Valley, Southern, Southland and Summit conferences, and will play games against teams from the Atlantic Coast and Missouri Valley conferences, along with another team from the Summit League and one independent. Following is a breakdown of Iowa's record by conference:

Atlantic Coast	0-0	Ohio Valley	1-0
Big East	0-1	Southeastern	0-0
Big South	1-0	Southern	1-0
Big 12	1-0	Southland	1-0
Independent	0-0	Summit League	1-0
Missouri Valley	0-0		

## IOWA ON THE BIG TEN NETWORK

The majority of Iowa games throughout the 2008-09 season can be seen on the Big Ten Network, a national cable television network that now reaches over 70 million homes in its second year. The Big Ten Network is available on Mediacom, which provides cable service to over 400,000 customers throughout Iowa and the Midwest.

Iowa games telecast on the Big Ten Network are also available through the nation's two satellite television companies, DirectTV and Dish Network.



## ***Iowa Signs Two In-State Recruits***

Guard Eric May of Wahlert HS in Dubuque and forward/center Brennan Cougill of Heelan HS in Sioux City have signed national letters in intent to join the Hawkeye basketball program next season.

May (6-5, 220) has excelled in both basketball and football during his prep career. He led Wahlert to the Class 3-A state basketball title as a junior, hitting a 35-foot shot at the buzzer to lift his team to a 70-67 win. In three games at the state tournament he averaged 18.7 points and 4.3 rebounds, shooting 50% from three-point range and 87.5% from the free throw line. He was named captain of the Class 3-A all-tournament team.

May averaged 18.5 points, 6.5 rebounds, three assists and 2.5 steals as a junior for Coach Tom English as Wahlert posted a 24-3 overall record. His last second basket led Wahlert to a win at Iowa City High, the only loss of the season for the Class 4-A state champion Little Hawks.

May earned first team all-state and all-conference honors as a junior. This past football season he earned first team all-conference recognition as one of the top prep quarterbacks in the state.

May also started for the Wahlert basketball team as a sophomore, averaging 14 points and 7.2 rebounds in helping the Golden Eagles post a 16-7 overall record.

Cougill (6-9, 260) became the first in-state player to commit to Lickliter's program when he gave the Hawkeyes his verbal commitment in September, 2007. He averaged 19.5 points, 11 rebounds and two blocked shots per game as a junior. He earned first team all-state honors a year ago after earning third team recognition as a sophomore. Cougill was invited last summer to the invitation-only NBA Top 100 camp in Virginia.

As a junior, Cougill led Heelan to a 20-4 overall record, including a return trip to the Class 3-A state tournament. Heelan was defeated in the quarter-finals by eventual champion Dubuque Wahlert. Cougill collected 10 points and 10 rebounds in the quarter-final loss.

As a sophomore he averaged 15.5 points and nine rebounds a game as Heelan placed second in the state tournament. His tip-in basket in the semi-finals allowed Heelan to advance to the title game.

### **IOWA IN TOURNAMENT PLAY**

Iowa has fared well while taking part in regular-season tournaments over the past 22 years. In that time Iowa has won the Great Alaska Shootout (1986-87), the Cal-Irvine Anteater Classic (1986-87), the Maui Classic (1987-88), the San Juan Thanksgiving Shootout (1992-93), the San Juan Christmas Shootout (1997-98), the Big Ten Conference Tournament in 2001 and 2006 and its own invitational 24 times.

In addition, Iowa was runner-up in the 1985-86 Far West Classic, the 1987-88 All-College Tournament, the 1988-89 Chaminade Classic, the 1991-92 Tampa Tribune Holiday Invitational, the 1994-95 Rainbow Classic, the 1995-96 Great Alaska Shootout, the 1999-00 Coaches vs. Cancer Classic, the 2001-02 Guardians Classic, the 2005-06 Guardians Classic, the 2002 Big Ten Conference Tournament and the 2004 Maui Invitational.

### **TATE & COLE ARE IOWA CAPTAINS**

Senior forward Cyrus Tate and sophomore forward Jarryd Cole will serve as Iowa's captains in 2008-09.

Tate averaged 8.3 points and 5.4 rebounds a year ago while starting 19 of the 31 games he appeared in. Tate shot 66.7% from the field for the season and 70.2% in Big Ten games. He led the conference in field goal percentage and was third in rebounding in conference games.

Cole started six of the 13 games he played before a knee injury in Iowa's final non-conference game forced him to miss the final 19 games. Cole averaged 6.6 points and 4.8 rebounds, shooting 66.7% from the field.

### **LICKLITER TO REDSHIRT**

Freshman guard John Lickliter, who joined the Iowa program as a walk-on to play for his father, Coach Todd Lickliter, plans to use the 2008-09 season to redshirt.

Lickliter started every game at year ago at Iowa City High, helping the Little Hawks claim the Class 4-A state title.

### **THE RETURNING CAST**

Iowa returns two starters and six lettermen from a year ago. The returning starters include senior forward Cyrus Tate (6-8, 255) and sophomore guard Jake Kelly (6-6, 185). Tate started 19 games as a junior, averaging 8.3 points and 5.4 rebounds. Kelly started 25 of 32 games in his first season, averaging 7.3 points while shooting 43.5% from three-point range.

The four additional returning lettermen include junior center David Palmer (6-9, 240), senior guard J.R. Angle (6-7, 215), sophomore guard Jeff Peterson (6-0, 192) and sophomore forward Jarryd Cole (6-7, 250).

Iowa's returning players, last season, played 44.9% of all minutes in 32 games, scoring 44.9% of Iowa's points and grabbing 37.3% of Iowa's rebounds. The group also had 45.5% of the assists and 50% of the steals last season. They combined to shoot 45.8% from the field, 35.7% from three-point range and 63.1% from the free throw line.

### **A YOUNG SQUAD**

Iowa's roster of 13 players includes five freshmen, three sophomores, three juniors and two seniors. The sophomores are Jarryd Cole, Jake Kelly and Jeff Peterson. The freshmen include forward Andrew Brommer (6-9, 235), forward Aaron Fuller (6-6, 210), guard Matt Gatens (6-5, 215), guard John Lickliter (5-11, 175) and guard Anthony Tucker (6-4, 200).

In addition, junior guards Devan Bawinkel (6-5, 210) and Jermain Davis (6-4, 200) are both in their first year at Iowa after attending junior colleges a year ago.

Along with two players from the state of Iowa, the roster includes two players from Illinois and Indiana, three from Minnesota, two from Missouri and one from Arizona and Tennessee.



### **HAWKEYE SCHEDULE NOTES**

- Along with an opening win over Charleston Southern, Iowa traveled to The Citadel on Nov. 20. Both Charleston Southern and The Citadel are located in Charleston, South Carolina.
- Iowa's schedule includes 17 home games, including nine Big Ten Conference games and home dates with in-state opponents Northern Iowa and Iowa State. In conference play, Iowa does not play at Illinois, while Minnesota does not visit Carver-Hawkeye Arena.
- Iowa's Big Ten schedule includes five weekend home dates and four games during the week.
- After playing a number of games a year ago with a start time of 8 p.m., Iowa has just two home games this season that start as late as 7:30 p.m., a non-conference game vs. Bryant University and a Big Ten contest against Wisconsin.
- Iowa's schedule includes at least three neutral site games, including two games in the Las Vegas Invitational. Iowa defeated Kansas State to split its two games in Las Vegas as the Hawkeyes earned their first neutral site win since a 78-65 win over Toledo on Nov. 17, 2006 at the Paradise Jam.
- Iowa could play between one and four neutral site games while taking part in the Big Ten Conference Tournament in Indianapolis, IN at the end of the season.

### **POST-SEASON OPPONENTS**

Fifteen of Iowa's 31 games during the regular season are against teams that advanced to post-season play last season. That includes 11 games against teams that participated in the NCAA Tournament. Iowa will play eight games against four Big Ten opponents that appeared in the 2008 NCAA Tournament, along with a single game at Drake and games against West Virginia and Kansas State.

During the non-conference portion of the schedule Iowa will face teams from the Big East (West Virginia), Atlantic Coast (Boston College), Big 12 (Iowa State and Kansas State) and Missouri Valley (Drake and Northern Iowa) conferences.

Iowa, in 2007-08, played 14 of 32 games against teams that advanced to post-season play. That included five teams that advanced to the NCAA Tournament (1-8), three opponents who competed in the NIT (1-3) and one opponent who participated in the initial College Basketball Invitational (0-1).

### **IOWA VS. RANKED TEAMS**

These are Iowa's most recent wins vs. nationally ranked opponents:

<b>At Home:</b>	43-36 over sixth-ranked Michigan State, 1/12/08
<b>On the Road:</b>	70-67 over 21st-ranked Indiana, 2/11/06
<b>Neutral Court:</b>	67-60 over 7th-ranked Ohio State, 3/12/06 In semi-finals of Big Ten Tournament

### **LICKLITER VS. RANKED TEAMS**

Iowa Coach Todd Lickliter holds a 7-10 record when coaching against nationally ranked opponents, including a 1-5 mark at Iowa and a 6-5 record in six seasons at Butler.

In 2007-08, Iowa defeated sixth-ranked Michigan State (43-36), while dropping decisions to 11th-ranked Indiana (76-79), 24th-ranked Wisconsin (51-64), seventh-ranked Indiana (43-65), eighth-ranked Wisconsin (54-60) and 17th-ranked Michigan State (52-66).

Lickliter's Butler teams defeated ranked opponents Louisville (14th), Maryland (18th), Mississippi State (20th), Ball State (21st), Tennessee (22nd) and Gonzaga (23rd). His teams are 0-3 vs. top five opponents, including losses to third-ranked Oklahoma in 2003, third-ranked Florida in 2007 and fifth-ranked Duke in 2003.

### **NATIONAL COACH OF THE YEAR**

Iowa Coach Todd Lickliter was named the 2007 Division I national Coach of the Year by the National Basketball Coaches (NABC) after leading Butler to 29 wins and a spot in the NCAA Sweet Sixteen.

With Iowa football Coach Kirk Ferentz earning national Coach of the Year in 2002, Iowa is one of seven Division I institutions to have a former football and men's basketball national Coach of the Year currently coaching their respective team. The others are Florida, Florida State, Kansas, Maryland, SMU and Tennessee.

Four current Big Ten Conference head coaches have earned national Coach of the Year honors.

### **AMONG SINGLE SEASON BESTS**

Iowa made 222 three-point field goals while attempting 640 three-point shots a year ago. Both of those figures rank second best at Iowa for a single season. The Hawkeyes set single season records in 1995 when they made 274 of 743 three-point attempts. Through five games this season, Iowa is averaging 10 made three-point field goals and 24.2 attempts, compared to 6.9 made treys last season on an average of 20 attempts.

### **IOWA IN THE NCAA TOURNAMENT**

Iowa made its 22nd appearance in the NCAA Tournament in 2006. Iowa earned the Big Ten Conference's automatic bid by virtue of claiming the league's tournament title.

The Hawkeyes hold an overall record of 27-24 in the tournament, advancing to the Final Four in 1955 (fourth), 1956 (second) and 1980 (fourth). Iowa reached the regional championship in 1987 and lost in the regional semi-final in 1988 and 1999.





### **NO THREE-POINTERS**

Since the three-point shot became part of the college game, Iowa has played 14 games in which it has failed to make a three-point attempt. Iowa had made at least one three-point basket in 53 straight games before missing all five attempts in a 71-61 home win over Purdue in 2004. Iowa's current streak includes at least one three-point basket in 157 straight games.

Following is a list of games in which Iowa did not make a three-point basket (11-3 record). During the 1982-83 season, when the three-point shot was first added, the number of three-point attempts in some games is unavailable.

Date	Opponent	3-pt.	Result
1/7/04	Purdue	0-5	W, 71-61
2/13/02	Penn State	0-9	L, 65-71
12/8/92	Northern Iowa	0-5	W, 64-44
12/6/91	Army	0-8	W, 74-39
12/12/88	Jackson State	0-3	W, 86-71
12/19/87	Iowa State	0-7	L, 100-102
2/10/83	Purdue	0-1	W, 55-46
12/29/82	Seton Hall	0	W, 85-63
12/28/82	James Madison	0	W, 55-47
12/18/82	UCLA	0	L, 66-75
12/11/82	Southern Cal	0	W, 66-55
12/8/82	Marquette	0	W, 87-66
12/3/82	Navy	0	W, 76-65
11/27/82	Brigham Young	0	W, 91-80

### **HALK TALK WITH TODD LICKLITER**

Fans of the University of Iowa basketball program may join Iowa Coach Todd Lickliter and radio announcer Gary Dolphin each week during the season for the "Hawk Talk with Todd Lickliter" radio call-in show. The show takes place each week at Carlos O'Kelly's Mexican Café in Iowa City from 6 to 7:30 p.m. The dates are Dec. 8, 15, 22; Jan. 5, 12, 19, 26; Feb. 2, 9, 16, 23; and March 2 and 9.

### **TICKETS ON SALE FOR 2008-09**

Season tickets are available for 2008-09, including general public (\$364), UI faculty and staff (\$294) and UI students (\$80).

Single game tickets for non-conference home games are also on sale. Single game tickets cost \$22 for weekday games and \$27 for weekend games and the Iowa State game. Youth tickets (high school age and younger) priced at \$10 each are available for all non-conference games, except the Iowa State game.

For additional information on selected ticket packages, visit the UI athletic ticket office in Carver-Hawkeye Arena, contact the ticket office at 1-800-IA-HAWKS or visit the official UI athletic website, [www.hawkeyesports.com](http://www.hawkeyesports.com).

Discounted tickets to select home games, earmarked for purchase by groups of 20 or more, are also available for purchase. For information about group ticket packages, fans should call the UI Sports Marketing Office at (319) 335-9431.

### **COACH LICKLITER WITH THE MEDIA**

Following is a list of dates for basketball news conferences with Todd Lickliter. The news conferences will be held at 11:30 a.m. in the Press Room at Carver-Hawkeye Arena. Selected players will be available for interviews following the sessions with Coach Lickliter. Following are the news conference dates:

<b>December</b>	Mon, 8th	Thu, 18th	Mon, 29th
<b>January</b>	Tue, 6th	Thu, 15th	Tue, 27th
<b>February</b>	Mon, 9th	Thu, 19th	
<b>March</b>	Mon, 2nd	Mon, 9th	

### **IN-SEASON TELE-CONFERENCES**

Following is a list of tele-conference dates with Coach Todd Lickliter. Each call will begin at 10:30 a.m. CT. Members of the media need to contact the UI Sports Information office for the dial in number and other details. Here are the tele-conference dates:

<b>December</b>	Thu, 4th	Thu, 11th	Fri, 26th		
<b>January</b>	Fri, 2nd	Sat, 10th	Tue, 20th	Fri, 23rd	Sat, 31st
<b>February</b>	Tue, 3rd	Fri, 6th	Fri, 13th	Tue, 24th	
<b>March</b>	Fri, 6th				

Coach Lickliter will also be available on the Big Ten tele-conference calls, which take place each Monday during the Big Ten season.

### **IOWA INFORMATION ON THE WEB**

Iowa basketball information is available on the University of Iowa's web site, [hawkeyesports.com](http://hawkeyesports.com). Once you have entered the web site, you may obtain biographical information on Iowa players and coaches, game notes, game stories and box scores from all games throughout the season, plus team and individual cumulative stats and a pdf version of Iowa's History and Record book.

Members of the media who wish to have this information forwarded via e-mail throughout the season may do so by contacting the Iowa Sports Information office with your e-mail address.

### **IOWA ON THE TUBE**

All remaining games throughout the 2008-09 season are scheduled to be televised. The majority of Iowa games will appear on the Big Ten Network.

Iowa games against Boston College, Northern Iowa, Drake and Western Illinois will appear on ESPNU. Big Ten games against Minnesota (home) and Michigan State (away) will appear on ESPN/ESPN2 and all games in the Big Ten post-season tournament will be televised.

### **AFTER THIS**

Following the contest at Boston College, the Hawkeyes do not play outside the state of Iowa again until beginning Big Ten Conference action at Ohio State on Dec. 31. Iowa returns home to host Bryant University Friday, Dec. 5 (7:30 p.m., BTN). The Hawkeyes then host Northern Iowa Dec. 9 and Iowa State Dec. 12.





\*\*\*4 - - J.R. Angle, Guard, 6-7, 215, Senior, Franklin, IN (Indian Creek HS)

- Three points in win over Southeast Missouri State
- Saw action in 18 games in 2007-08, with two starts
- Averaged 3.2 points and 1.7 rebounds per game
- Career highs with 10 points, three steals and 23 minutes played in win over Southeastern Louisiana
- Three points and a career-high six rebounds in win at Northern Iowa
- Tied a career-high with eight points, four rebounds and career high three assists in win over Eastern Illinois



### Angle, Game-by-Game

Opp.	S	FG	3-PT	FT	O-D-RE	PF	TP	A	T	B	S	M
Charleston So.					DNP							
UTSA					DNP							
at Citadel					DNP							
Oakland					DNP							
SE MO St.	N	1-3	1-3	0-0	1-0-1	1	3	1	1	0	0	4
W. VA (n)					DNP							
Kansas St. (n)					DNP							
at Boston Col.					DNP							
Bryant												
Northern IA												
Iowa State												
at Drake												
W. Illinois												
at Ohio State												
Indiana												
Minnesota												
at Michigan												
at Purdue												
Wisconsin												
at Penn State												
Mich. State												
at Illinois												
at Indiana												
Northwestern												
at Wisconsin												
Purdue												
Michigan												
at Mich. State												
at Northwestern												
Ohio State												
Penn State												
Big Ten Tournament												

### Career Bests


<b>Points:</b>	10 vs. Southeastern Louisiana, 12/29/07
<b>Rebounds:</b>	5 vs. Texas-Pan American, 12/1/06
<b>FGM:</b>	3, three times, last at Wisconsin, 1/5/08
<b>FGA:</b>	7, twice, last vs. Indiana, 1/2/08
<b>3-PT. FG:</b>	3 vs. Southeastern Louisiana, 12/29/07
<b>3-PT. FGA:</b>	7 vs. Southeastern Louisiana, 12/29/07
<b>FTM:</b>	3 at Michigan State, 2/17/07
<b>FTA:</b>	4 at Michigan State, 2/17/07
<b>Assists:</b>	3 vs. Eastern Illinois, 12/1/07
<b>Steals:</b>	3 vs. Southeastern Louisiana, 12/29/07
<b>Blocks:</b>	1 vs. Southeastern Louisiana, 12/29/07
<b>Minutes:</b>	23 vs. Southeastern Louisiana, 12/29/07

### Career Statistics

YEAR	G/GS	FG-A	PCT	3-PT	PCT	FT-A	PCT	O-D-RB	AVG	PF-DI	AS	TO	BK	ST	PTS	AVG
Fresh.	11/0	4-11	.364	2-5	.400	0-0	.000	1-5-6	0.5	2-0	1	6	0	0	10	0.9
Soph.	28/2	17-36	.472	4-9	.444	9-10	.900	9-19-28	1.0	31-0	9	9	0	5	47	1.7
Jun.	1/0	1-3	.333	1-3	.333	0-0	.000	1-0-1	1.0	1-0	1	1	0	0	3	3.0
<b>Career</b>	<b>58/4</b>	<b>41-104</b>	<b>.394</b>	<b>21-58</b>	<b>.362</b>	<b>14-20</b>	<b>.700</b>	<b>18-48-66</b>	<b>1.1</b>	<b>54-0</b>	<b>22</b>	<b>27</b>	<b>1</b>	<b>9</b>	<b>117</b>	<b>2.0</b>

**15 - - Devan Bawinkel, Guard, 6-5, 210, Junior, Winnebago, IL (Highland, IL CC)**

- Three points in win over Kansas State
- Nine points (3-5 3Pt. FG's) in win over SE Missouri State
- Two points in win at The Citadel
- Three points and two rebounds in win over UTSA
- Three points and one rebound vs. Charleston Southern
- Two rebounds, one assist and one steal in exhibition win
- Attended Highland Community College in Freeport, IL as a sophomore in 2007-08



### Bawinkel, Game-by-Game

Opp.	S	FG	3-PT	FT	O-D-RE	PF	TP	A	T	B	S	M
Charleston So. N		1-3	1-3	0-0	0-1-1	0	3	1	0	0	0	9
UTSA	N	1-2	1-2	0-0	0-2-2	0	3	0	0	0	0	12
at Citadel	N	0-1	0-1	0-0	0-2-2	0	0	0	0	0	0	8
Oakland	N	0-2	0-2	00-0	0-0-0	0	0	0	0	0	0	3
SE MO St.	N	3-5	3-5	0-0	0-0-0	1	9	1	0	0	0	20
W. VA (n)	N	0-1	0-1	0-0	0-1-1	0	0	0	0	0	0	11
Kansas St. (n) N		1-3	1-3	0-0	0-0-0	0	3	0	0	0	1	13
at Boston Col.												
Bryant												
Northern IA												
Iowa State												
at Drake												
W. Illinois												
at Ohio State												
Indiana												
Minnesota												
at Michigan												
at Purdue												
Wisconsin												
at Penn State												
Mich. State												
at Illinois												
at Indiana												
Northwestern												
at Wisconsin												
Purdue												
Michigan												
at Mich. State												
at Northwestern												
Ohio State												
Penn State												
Big Ten Tournament												

### Career Bests

<b>Points:</b>	13 vs. Slippery Rock, 11/14/06
<b>Rebounds:</b>	2, twice, last vs. UTSA, 11/17/08
<b>FGM:</b>	5 vs. Slippery Rock, 11/14/06
<b>FGA:</b>	6 vs. Slippery Rock, 11/14/06
<b>3-pt. FG:</b>	3 vs. Slippery Rock, 11/14/06
<b>3-pt. FGA:</b>	5 vs. MD Eastern Shore, 12/28/06
<b>FTM:</b>	2 vs. Marquette, 1/13/07
<b>FTA:</b>	2, twice, last vs. Marquette, 1/13/07
<b>Assists:</b>	3, twice, last vs. W. Michigan, 11/24/06
<b>Steals:</b>	1, twice, last vs. W. Michigan, 11/24/06
<b>Blocks:</b>	
<b>Minutes:</b>	20, twice, last vs. SE Missouri State, 11/25/08


### Career Statistics

YEAR	G/GS	FG-A	PCT	3-PT	PCT	FT-A	PCT	O-D-RB	AVG	PF-DI	AS	TO	BK	ST	PTS	AVG
*Fresh.	20/0	13-40	.325	8-29	.276	3-4	.750	0-8-8	0.4	8-0	12	8	0	2	37	1.9
Jun.	7/0	6-17	.353	6-17	.353	0-0	.000	0-6-6	0.9	1-0	2	0	0	1	18	2.6
<b>Career</b>	<b>27/0</b>	<b>19-57</b>	<b>.333</b>	<b>14-46</b>	<b>.304</b>	<b>3-4</b>	<b>.750</b>	<b>0-14-14</b>	<b>0.5</b>	<b>9-0</b>	<b>14</b>	<b>8</b>	<b>0</b>	<b>3</b>	<b>55</b>	<b>2.0</b>

\* - - 2006-07 at West Virginia

**20 - - Andrew Brommer, Forward, 6-9, 235, Freshman, Rosemount, MN (Rosemount HS)**

- Two points and three rebounds in win over Kansas State
- Five points and two rebounds vs. West Virginia
- Four points and two rebounds in win over Southeast Missouri State
- Two points in win at The Citadel
- Four rebounds and two blocked shots vs. Charleston Southern
- Three rebounds and one assist in exhibition win



### Career Bests

**Points:** 5 vs. West Virginia, 11/28/08  
**Rebounds:** 4 vs. Charleston Southern, 11/14/08  
**FGM:** 2 vs. SE Missouri State, 11/25/08  
**FGA:** 3 vs. SE Missouri State, 11/25/08  
**3-pt. FG:**  
**3-pt. FGA:**  
**FTM:** 3 vs. West Virginia, 11/28/08  
**FTA:** 8 vs. West Virginia, 11/28/08  
**Assists:** 1 vs. SE Missouri State, 11/25/08  
**Steals:** 1 vs. SE Missouri State, 11/25/08  
**Blocks:** 2 vs. Charleston Southern, 11/14/08  
**Minutes:** 22 vs. West Virginia, 11/28/08

### Brommer, Game-by-Game

Opp.	S	FG	3-PT	FT	O-D-RE	PF	TP	A	T	B	S	M
Charleston So. N		0-2	0-0	0-2	1-3-4	1	0	0	0	2	0	14
UTSA N		1-1	0-0	0-0	0-1-1	0	2	0	0	0	0	7
at Citadel N		1-1	0-0	0-0	0-0-0	0	2	0	0	0	0	2
Oakland					DNP							
SE MO St. N		2-3	0-0	0-3	1-1-2	3	4	1	1	1	1	16
W. VA (n) N		1-2	0-0	3-8	0-2-2	4	5	0	0	1	0	22
Kansas St. (n) N		1-2	0-0	0-1	1-2-2	5	2	0	0	0	0	13
at Boston Col.												
Bryant												
Northern IA												
Iowa State												
at Drake												
W. Illinois												
at Ohio State												
Indiana												
Minnesota												
at Michigan												
at Purdue												
Wisconsin												
at Penn State												
Mich. State												
at Illinois												
at Indiana												
Northwestern												
at Wisconsin												
Purdue												
Michigan												
at Mich. State												
at Northwestern												
Ohio State												
Penn State												
Big Ten Tournament												

### Career Statistics

YEAR	G/GS	FG-A	PCT	3-PT	PCT	FT-A	PCT	O-D-RB	AVG	PF-DI	AS	TO	BK	ST	PTS	AVG
Fresh.	6/0	6-11	.545	0-0	.000	3-14	.214	3-9-12	2.0	13-1	1	1	4	1	15	2.5

**\*50 - - Jarryd Cole, Forward, 6-7, 250, Sophomore, Kansas City, MO (Winnetonka HS)**

- Two rebounds in win over Southeast Missouri State
- Four points and two rebounds in win at The Citadel
- Five points in exhibition win in first action since knee injury
- Suffered torn left ACL in win over SE Louisiana (12/29/07) and missed final 19 games of the 2008 season
- Played in 13 games, with six starts
- Averaged 6.6 points and 4.8 rebounds per game, shooting 66.7% from the field



### Cole, Game-by-Game

Opp.	S	FG	3-PT	FT	O-D-RE	PF	TP	A	T	B	S	M
Charleston So. N		0-0	0-0	0-2	0-1-1	2	0	0	0	0	0	10
UTSA	N	0-0	0-0	0-0	0-1-1	1	0	0	1	0	0	3
at Citadel	N	2-2	0-0	0-2	2-0-2	2	4	0	1	0	0	20
Oakland	N	0-0	0-0	0-0	0-0-0	2	0	0	1	0	0	6
SE MO St.	N	0-0	0-0	0-0	1-1-2	1	0	0	0	0	1	8
W. VA (n)	N	0-0	0-0	1-2	0-0-0	2	1	0	1	0	0	3
Kansas St. (n) N		0-0	0-0	0-0	0-0-0	1	0	0	0	0	0	3
at Boston Col.												
Bryant												
Northern IA												
Iowa State												
at Drake												
W. Illinois												
at Ohio State												
Indiana												
Minnesota												
at Michigan												
at Purdue												
Wisconsin												
at Penn State												
Mich. State												
at Illinois												
at Indiana												
Northwestern												
at Wisconsin												
Purdue												
Michigan												
at Mich. State												
at Northwestern												
Ohio State												
Penn State												
Big Ten Tournament												

### Career Bests

<b>Points:</b>	15 at Iowa State, 12/8/07
<b>Rebounds:</b>	9 at Iowa State, 12/8/07
<b>FGM:</b>	7, twice, last at Iowa State, 12/8/07
<b>FGA:</b>	10, twice, last at Iowa State, 12/8/07
<b>3-PT. FG:</b>	
<b>3-PT. FGA:</b>	1 vs. Utah State, 11/24/07
<b>FTM:</b>	4 vs. Utah State, 11/24/07
<b>FTA:</b>	8 vs. Florida Gulf Coast, 11/18/07
<b>Assists:</b>	1, three times, last vs. Louisiana-Monroe, 11/30/07
<b>Steals:</b>	3 vs. Florida Gulf Coast, 11/18/07
<b>Blocks:</b>	1 vs. Northern Iowa, 12/5/07
<b>Minutes:</b>	35, twice, last at Iowa State, 12/8/07


### Career Statistics

YEAR	G/GS	FG-A	PCT	3-PT	PCT	FT-A	PCT	O-D-RB	AVG	PF-DI	AS	TO	BK	ST	PTS	AVG
Fresh.	13/6	36-54	.667	0-1	.000	14-31	.452	26-36-62	4.8	37-1	3	23	2	7	86	6.6
Soph.	7/0	2-2	1.000	0-0	.000	1-6	.167	3-3-6	0.9	11-0	0	4	0	1	5	0.7
<b>Career</b>	<b>20/6</b>	<b>38-56</b>	<b>.679</b>	<b>0-1</b>	<b>.000</b>	<b>15-37</b>	<b>.405</b>	<b>29-39-68</b>	<b>3.4</b>	<b>48-1</b>	<b>3</b>	<b>27</b>	<b>2</b>	<b>8</b>	<b>91</b>	<b>4.6</b>



**23 - - Jermain Davis, Guard, 6-4, 200, Junior, Plymouth, MN (Kirkwood, IA CC)**

- Eight points and two rebounds in win over Kansas State
- Three rebounds and three assists in win over Southeast Missouri State
- 10 points (10-10 FT's), four rebounds and two assists in win over UTSA
- Four points and one assist vs. Charleston Southern
- Three points, three rebounds and two assists in exhibition win
- Attended Kirkwood, IA CC as a sophomore, helping the Eagles reach the NJCAA Division II national tournament



### Davis, Game-by-Game

Opp.	S	FG	3-PT	FT	O-D-RE	PF	TP	A	T	B	S	M
Charleston So. N		2-4	0-2	0-0	0-0-0	2	4	1	0	0	0	10
UTSA	N	0-4	0-1	10-10	0-4-4	0	10	2	4	0	0	19
at Citadel	N	0-3	0-2	1-2	0-0-0	2	1	0	0	0	0	12
Oakland	N	0-0	0-0	0-0	0-1-1	2	0	1	1	0	1	9
SE MO St.	N	0-2	0-1	0-0	1-2-3	1	0	3	1	0	0	14
W. VA (n)	N	0-1	0-1	0-0	0-1-1	1	0	1	1	0	0	17
Kansas St. (n) N		2-4	2-3	2-4	0-2-2	0	8	1	0	0	0	16
at Boston Col.												
Bryant												
Northern IA												
Iowa State												
at Drake												
W. Illinois												
at Ohio State												
Indiana												
Minnesota												
at Michigan												
at Purdue												
Wisconsin												
at Penn State												
Mich. State												
at Illinois												
at Indiana												
Northwestern												
at Wisconsin												
Purdue												
Michigan												
at Mich. State												
at Northwestern												
Ohio State												
Penn State												
Big Ten Tournament												

### Career Bests

<b>Points:</b>	10 vs. UTSA, 11/17/08
<b>Rebounds:</b>	4 vs. UTSA, 11/17/08
<b>FGM:</b>	2, twice, last vs. Kansas State, 11/29/08
<b>FGA:</b>	4, three times, last vs. Kansas State, 11/29/08
<b>3-pt. FG:</b>	2, three times, last vs. Kansas State, 11/29/08
<b>3-pt. FGA:</b>	3 vs. Kansas State, 11/29/08
<b>FTM:</b>	10 vs. UTSA, 11/17/08
<b>FTA:</b>	10 vs. UTSA, 11/17/08
<b>Assists:</b>	3 vs. SE Missouri State, 11/25/08
<b>Steals:</b>	1 vs. Oakland, 11/23/08
<b>Blocks:</b>	
<b>Minutes:</b>	19 vs. UTSA, 11/17/08

### Career Statistics

YEAR	G/GS	FG-A	PCT	3-PT	PCT	FT-A	PCT	O-D-RB	AVG	PF-DI	AS	TO	BK	ST	PTS	AVG
Junior	7/0	4-18	.222	2-10	.200	13-16	.813	1-10-11	1.6	8-0	9	7	0	1	23	3.3

24 - - Aaron Fuller, Forward, 6-6, 210, Freshman, Mesa, AZ (Mesa HS)

- Seven points, seven rebounds and two steals in win over Kansas State
- Six points and three rebounds vs. West Virginia
- Five points, five rebounds, three blocks and three steals in win over Southeast Missouri State
- Seven points, two rebounds and two assists in win over Oakland
- Eight points and five rebounds in win at The Citadel
- Eight points, two rebounds and two assists in win over UTSA
- Four points and two rebounds vs. Charleston Southern
- Eight points, four rebounds and one steal in exhibition win



## Fuller, Game-by-Game

Opp.	S	FG	3-PT	FT	O-D-RE	PF	TP	A	T	B	S	M
Charleston So.	Y	2-4	0-2	0-0	0-2-2	2	4	0	1	0	0	28
UTSA	Y	3-4	1-2	1-2	1-1-2	3	8	2	2	0	0	18
at Citadel	Y	3-10	1-3	1-3	2-3-5	2	8	0	2	0	0	23
Oakland	Y	3-5	1-3	0-0	0-2-2	0	7	2	2	1	1	16
SE MO St.	Y	2-7	1-4	0-0	1-4-5	2	5	0	1	3	3	21
W. VA (n)	Y	2-5	1-1	1-2	1-2-3	5	6	0	0	0	0	13
Kansas St. (n)	Y	2-5	0-1	3-5	3-4-7	3	7	0	2	0	2	29
at Boston Col.												
Bryant												
Northern IA												
Iowa State												
at Drake												
W. Illinois												
at Ohio State												
Indiana												
Minnesota												
at Michigan												
at Purdue												
Wisconsin												
at Penn State												
Mich. State												
at Illinois												
at Indiana												
Northwestern												
at Wisconsin												
Purdue												
Michigan												
at Mich. State												
at Northwestern												
Ohio State												
Penn State												
Big Ten Tournament												

## Career Bests


<b>Points:</b>	8, twice, last at The Citadel, 11/20/08
<b>Rebounds:</b>	7 vs. Kansas State, 11/29/08
<b>FGM:</b>	3, three times, last vs. Oakland, 11/23/08
<b>FGA:</b>	10 at The Citadel, 11/20/08
<b>3-pt. FG:</b>	1, five times, last vs. West Virginia, 11/28/08
<b>3-pt. FGA:</b>	4 vs. SE Missouri State, 11/25/08
<b>FTM:</b>	3 vs. Kansas State, 11/29/08
<b>FTA:</b>	5 vs. Kansas State, 11/29/08
<b>Assists:</b>	2, twice, last vs. Oakland, 11/23/08
<b>Steals:</b>	3 vs. SE Missouri State, 11/25/08
<b>Blocks:</b>	3 vs. SE Missouri State, 11/25/08
<b>Minutes:</b>	29 vs. Kansas State, 11/29/08

## Career Statistics

YEAR	G/GS	FG-A	PCT	3-PT	PCT	FT-A	PCT	O-D-RB	AVG	PF-DI	AS	TO	BK	ST	PTS	AVG
Fresh.	7/7	17-40	.425	5-16	.313	6-12	.500	8-18-26	3.7	17-1	4	10	4	6	45	6.4

## 5 - - Matt Gatens, Guard, 6-5, 215, Freshman, Iowa City, IA (Iowa City HS)

- Five points in win over Kansas State
- Six points and three rebounds vs. West Virginia
- 12 points, three rebounds and three assists in win over Southeast Missouri State
- Five points, four rebounds and two assists in win over Oakland
- 13 points, three rebounds, six assists and four steals in win at The Citadel
- 10 points, five rebounds and seven assists in win over UTSA
- 15 points, five assists and three rebounds in win over Charleston Southern
- 11 points, two rebounds, two assists and two steals in exhibition win



### Gatens, Game-by-Game

Opp.	S	FG	3-PT	FT	O-D-RE	PF	TP	A	T	B	S	M
Charleston So.	Y	4-6	3-3	4-4	1-2-3	1	15	5	2	0	1	32
UTSA	Y	3-5	0-2	4-5	1-4-5	2	10	7	3	0	1	35
at Citadel	Y	4-7	3-5	2-2	0-3-3	2	13	6	0	0	4	35
Oakland	Y	2-6	1-3	0-0	0-4-4	1	5	2	6	0	0	35
SE MO St.	Y	4-7	2-3	2-2	1-2-3	1	12	3	1	1	0	22
W. VA (n)	Y	1-4	1-2	1-1	1-2-3	5	6	2	3	0	0	22
Kansas St. (n)	Y	2-4	1-1	0-0	1-0-1	5	5	1	1	0	0	18
at Boston Col.												
Bryant												
Northern IA												
Iowa State												
at Drake												
W. Illinois												
at Ohio State												
Indiana												
Minnesota												
at Michigan												
at Purdue												
Wisconsin												
at Penn State												
Mich. State												
at Illinois												
at Indiana												
Northwestern												
at Wisconsin												
Purdue												
Michigan												
at Mich. State												
at Northwestern												
Ohio State												
Penn State												
Big Ten Tournament												

### Career Bests

<b>Points:</b>	15 vs. Charleston Southern, 11/14/08
<b>Rebounds:</b>	5 vs. UTSA, 11/17/08
<b>FGM:</b>	4, three times, last vs. SE Missouri State, 11/25/08
<b>FGA:</b>	7, twice, last vs. SE Missouri State, 11/25/08
<b>3-pt. FG:</b>	3, twice, last at The Citadel, 11/20/08
<b>3-pt. FGA:</b>	5 at The Citadel, 11/20/08
<b>FTM:</b>	4, twice, last vs. UTSA, 11/17/08
<b>FTA:</b>	5 vs. UTSA, 11/17/08
<b>Assists:</b>	7 vs. UTSA, 11/17/08
<b>Steals:</b>	4 at The Citadel, 11/20/08
<b>Blocks:</b>	1 vs. SE Missouri State, 11/25/08
<b>Minutes:</b>	35, three times, last vs. Oakland, 11/23/08

### Career Statistics

YEAR	G/GS	FG-A	PCT	3-PT	PCT	FT-A	PCT	O-D-RB	AVG	PF-DI	AS	TO	BK	ST	PTS	AVG
Fresh.	7/7	21-39	.538	11-19	.579	13-14	.929	5-17-22	3.1	17-2	26	16	1	6	66	9.4

---

**\*32 - - Jake Kelly, Guard, 6-6, 185, Sophomore, Carmel, IN (Carmel HS)**

---

- Nine points and two steals in win over Kansas State
- 15 points (9-10 FTs), three rebounds and three assists vs. West Virginia
- Nine points, two rebounds and two assists in win over Southeast Missouri State
- 16 points, four rebounds and four assists in win over Oakland
- Five points, three rebounds, five assists and tied a career-high with three steals in win at The Citadel
- 10 points and three assists in win over Charleston Southern
- Did not play in exhibition win due to injury
- Averaged 7.3 points and 1.9 rebounds in 2008, shooting 40.8% from the field and 77.4% from the free throw line
- Three-point percentage of 43.5% in 2008 ranks first all-time for an Iowa freshman

**Kelly, Game-by-Game**

---

Opp.	S	FG	3-PT	FT	O-D-RE	PF	TP	A	T	B	S	M
Charleston So. N		4-5	2-2	0-0	0-1-1	0	10	3	0	0	1	20
UTSA	N	1-5	0-2	0-0	0-2-2	2	2	1	3	1	0	16
at Citadel	N	2-4	1-1	0-0	0-3-3	1	5	5	0	0	3	23
Oakland	N	4-7	3-6	5-7	2-2-4	0	16	4	0	0	1	29
SE MO St.	N	3-6	1-3	2-2	1-1-2	1	9	2	0	0	0	19
W. VA (n)	N	3-6	0-2	9-10	0-3-3	4	15	3	4	1	0	28
Kansas St. (n) N		2-3	1-2	4-4	0-0-0	3	9	1	2	0	2	14
at Boston Col.												
Bryant												
Northern IA												
Iowa State												
at Drake												
W. Illinois												
at Ohio State												
Indiana												
Minnesota												
at Michigan												
at Purdue												
Wisconsin												
at Penn State												
Mich. State												
at Illinois												
at Indiana												
Northwestern												
at Wisconsin												
Purdue												
Michigan												
at Mich. State												
at Northwestern												
Ohio State												
Penn State												
Big Ten Tournament												

**Career Bests**

<b>Points:</b>	19 vs. Northern Iowa, 12/5/07
<b>Rebounds:</b>	5, three times, last vs. Michigan, 2/14/08
<b>FGM:</b>	7, twice, last at Northwestern, 3/4/08
<b>FGA:</b>	13 vs. Northern Iowa, 12/5/07
<b>3-PT. FG:</b>	4 at Northwestern, 3/04/08/07
<b>3-PT. FGA:</b>	5, three times, last at Northwestern, 3/04/08
<b>FTM:</b>	9 vs. West Virginia, 11/28/08
<b>FTA:</b>	10 vs. West Virginia, 11/28/08
<b>Assists:</b>	6 vs. Louisiana-Monroe, 11/30/07
<b>Steals:</b>	3, twice, last at The Citadel, 11/20/08
<b>Blocks:</b>	2, twice, last vs. Michigan, 2/14/08
<b>Minutes:</b>	40 vs. Northwestern, 2/19/08


---

**Career Statistics**

YEAR	G/GS	FG-A	PCT	3-PT	PCT	FT-A	PCT	O-D-RB	AVG	PF-DI	AS	TO	BK	ST	PTS	AVG
Fresh.	32/25	82-201	.408	30-69	.435	41-53	.774	15-45-60	1.9	83-3	65	70	10	20	235	7.3
Soph.	7/0	19-36	.528	8-18	.444	20-23	.870	3-12-15	2.1	11-0	19	9	2	7	66	9.4
Career	39/25	101-237	.426	38-87	.437	61-76	.803	18-57-75	1.9	94-3	84	79	12	27	301	7.7



- Plans to use 2008-09 as redshirt season
- One assist in exhibition win
- Started every game as a senior for prep team that won state Class 4-A state title while posting a 25-1 overall record
- Team also won Mississippi Valley Conference title
- Team captain as a senior
- Contributed 11 points and three steals in state title contest
- Attended Franklin Central HS in Indianapolis before moving to Iowa City for his senior season
- Lettered at Franklin Central as a sophomore and junior, helping team post a 24-3 mark during his junior season



**Points:**  
**Rebounds:**  
**FGM:**  
**FGA:**  
**3-pt. FG:**  
**3-pt. FGA:**  
**FTM:**  
**FTA:**  
**Assists:**  
**Steals:**  
**Blocks:**  
**Minutes:**

Opp.	S	FG	3-PT	FT	O-D-RE	PF	TP	A	T	B	S	M
Charleston So.					Redshirt							
UTSA					Redshirt							
at Citadel					Redshirt							
Oakland					Redshirt							
SE MO St.					Redshirt							
W. VA (n)					Redshirt							
Kansas St. (n) at Boston Col. Bryant Northern IA Iowa State at Drake W. Illinois at Ohio State Indiana Minnesota at Michigan at Purdue Wisconsin at Penn State Mich. State at Illinois at Indiana Northwestern at Wisconsin Purdue Michigan at Mich. State at Northwestern Ohio State Penn State Big Ten Tournament					Redshirt							

[illegible]

**\*2 - - David Palmer, Center, 6-9, 240, Junior, Antioch, TN (Oak Hill Academy)**

- Five points and six rebounds in win over Southeast Missouri State
- Four points and one rebound in win over Charleston Southern
- Two points and four rebounds in exhibition win
- Played in 14 games in 2008, with no starts
- Averaged 0.9 points and 0.6 rebounds
- Seven points vs. Wake Forest



### Career Bests

**Points:** 11 vs. Morgan State, 12/29/05  
**Rebounds:** 7 vs. Morgan State, 12/29/05  
**FGM:** 5 vs. Morgan State, 12/29/05  
**FGA:** 10 vs. Monmouth, 12/8/05  
**3-PT. FG:** 1, three times, last vs. SE Missouri State, 11/25/08  
**3-PT. FGA:** 2 vs. Bradley, 11/23/07  
**FTM:** 2, three times, last vs. Wake Forest, 11/26/07  
**FTA:** 4, twice, last vs. Wake Forest, 11/26/07  
**Assists:** 1, three times, last vs. South Florida, 2/8/06  
**Steals:** 1, seven times, last vs. Eastern Illinois, 12/1/07  
**Blocks:** 1, three times, last vs. South Florida, 1/20/06  
**Minutes:** 21 vs. Monmouth, 12/8/05

### Palmer, Game-by-Game

Opp.	S	FG	3-PT	FT	O-D-RE	PF	TP	A	T	B	S	M
Charleston So. N		1-2	0-1	2-2	0-1-1	0	4	0	0	0	0	2
UTSA					DNP							
at Citadel					DNP							
Oakland	N	0-0	0-0	0-0	0-0-0	0	0	0	0	0	0	2
SE MO St.	N	2-2	1-1	0-0	0-6-6	1	5	0	0	0	0	9
W. VA (n)	N	0-0	0-0	0-0	0-0-0	0	0	0	0	0	0	3
Kansas St. (n)					DNP							
at Boston Col.												
Bryant												
Northern IA												
Iowa State												
at Drake												
W. Illinois												
at Ohio State												
Indiana												
Minnesota												
at Michigan												
at Purdue												
Wisconsin												
at Penn State												
Mich. State												
at Illinois												
at Indiana												
Northwestern												
at Wisconsin												
Purdue												
Michigan												
at Mich. State												
at Northwestern												
Ohio State												
Penn State												
Big Ten Tournament												

### Career Statistics

YEAR	G/GS	FG-A	PCT	3-PT	PCT	FT-A	PCT	O-D-RB	AVG	PF-DI	AS	TO	BK	ST	PTS	AVG
*Fresh.	27/0	35-77	.455	0-1	.000	10-17	.588	25-28-53	2.0	52-0	3	10	5	5	80	3.0
Soph.	14/0	4-13	.308	2-5	.400	3-5	.600	2-6-8	0.6	13-0	0	6	0	2	13	0.9
Junior	4/0	3-4	.750	1-2	.500	2-2	1.000	0-7-7	2.3	1-0	0	0	0	0	9	1.8
<b>Career</b>	<b>45/0</b>	<b>42-94</b>	<b>.447</b>	<b>3-8</b>	<b>.375</b>	<b>15-24</b>	<b>.625</b>	<b>27-41-68</b>	<b>1.5</b>	<b>66-0</b>	<b>3</b>	<b>16</b>	<b>5</b>	<b>7</b>	<b>102</b>	<b>2.3</b>

\*- 2005-06 at Seton Hall

**\*30 - - Jeff Peterson, Guard, 6-0, 192, Sophomore, Springfield, MO (DeMatha Catholic HS)**

- Named to all-tournament team at Las Vegas Invitational
- 18 points (11-12 FT's), two rebounds and six assists in over Kansas State
- 11 points and two rebounds vs. West Virginia
- Eight points, two rebounds and five assists in win over Southeast Missouri State
- Eight points, nine assists and two steals in win over Oakland
- 12 points, three rebounds and three assists in win at The Citadel
- Five points, two rebounds and two assists in win over UTSA
- Nine points and three assists in win over Charleston Southern
- Five points and three assists in exhibition win
- Played in 30 games in 2008, with 11 starts, averaging 5.2 points and 3.1 assists per game



### Peterson, Game-by-Game

Opp.	S	FG	3-PT	FT	O-D-RE	PF	TP	A	T	B	S	M
Charleston So.	Y	3-4	1-1	2-2	0-2-2	2	9	3	1	0	0	24
UTSA	Y	2-4	1-2	0-0	1-1-2	5	5	2	2	0	1	29
at Citadel	Y	4-7	1-2	3-4	1-2-3	1	12	3	0	0	1	31
Oakland	Y	1-2	0-1	6-8	0-0-0	2	8	9	1	0	2	33
SE MO St.	Y	3-4	0-1	2-2	1-1-2	0	8	5	0	0	0	26
W. VA (n)	Y	4-6	0-0	3-4	0-2-2	5	11	1	7	0	1	23
Kansas St. (n)	Y	3-7	1-2	11-12	0-2-2	1	18	6	5	0	1	38
at Boston Col.												
Bryant												
Northern IA												
Iowa State												
at Drake												
W. Illinois												
at Ohio State												
Indiana												
Minnesota												
at Michigan												
at Purdue												
Wisconsin												
at Penn State												
Mich. State												
at Illinois												
at Indiana												
Northwestern												
at Wisconsin												
Purdue												
Michigan												
at Mich. State												
at Northwestern												
Ohio State												
Penn State												
Big Ten Tournament												

### Career Bests

<b>Points:</b>	20 vs. Northern Colorado, 11/14/07
<b>Rebounds:</b>	5, three times, last vs. Drake, 12/14/07
<b>FGM:</b>	7 vs. Northern Colorado, 11/14/07
<b>FGA:</b>	10, twice, last vs. Bradley, 11/23/07
<b>3-PT. FG:</b>	2, four times, last at Penn State, 2/27/08
<b>3-PT. FGA:</b>	5 vs. Bradley, 11/23/07
<b>FTM:</b>	11 vs. Kansas State, 11/29/08
<b>FTA:</b>	12 vs. Kansas State, 11/29/08
<b>Assists:</b>	9, three times, last vs. Oakland, 11/23/08
<b>Steals:</b>	2, four times, last vs. Oakland, 11/23/08
<b>Blocks:</b>	
<b>Minutes:</b>	40, twice, last vs. Wake Forest, 11/26/07

### Career Statistics

YEAR	G/GS	FG-A	PCT	3-PT	PCT	FT-A	PCT	O-D-RB	AVG	PF-DI	AS	TO	BK	ST	PTS	AVG
Fresh.	30/11	49-151	.325	14-52	.269	44-60	.733	6-55-61	2.0	66-3	92	94	0	19	156	5.2
Soph.	7/7	20-37	.541	4-9	.444	27-32	.844	3-10-13	1.9	16-2	29	16	0	6	71	10.1
<b>Career</b>	<b>37/18</b>	<b>69-188</b>	<b>.367</b>	<b>18-61</b>	<b>.295</b>	<b>71-92</b>	<b>.772</b>	<b>9-65-74</b>	<b>2.0</b>	<b>82-5</b>	<b>121</b>	<b>110</b>	<b>0</b>	<b>25</b>	<b>227</b>	<b>6.1</b>

**\*\*44 - - Cyrus Tate, Forward, 6-8, 255, Senior, Chicago, IL (Northeast, NE CC)**

- 10 points, including game-winning layup as time expired, along with seven rebounds in win over Kansas State
- Five rebounds vs. West Virginia
- Six points, three rebounds and two blocks in win over Southeast Missouri State
- 11 points and tied a career-high with 13 rebounds for fifth career double-double in win over Oakland
- Four points and five rebounds in win at The Citadel
- 18 points (8-9 FG's, 2-2 FT's), five rebounds, career-high three blocks and two steals in win over UTSA
- Nine points, 12 rebounds and two blocked shots in win over Charleston Southern
- Played in 31 games in 2008, with 19 starts
- Honored as recipient of 2008 Chris Street Award
- Averaged 8.3 points and 5.4 rebounds in all games, shooting 66.7% from the field
- Averaged 10.6 points and seven rebounds in Big Ten action
- Led the Big Ten in field goal percentage (70.2%) in league games only and ranked third in rebounds



### Tate, Game-by-Game

Opp.	S	FG	3-PT	FT	O-D-RE	PF	TP	A	T	B	S	M
Charleston So.	Y	3-4	0-0	3-3	3-9-12	1	9	0	2	2	0	26
UTSA	Y	8-9	0-0	2-2	1-4-5	2	18	0	1	3	2	33
at Citadel	Y	2-3	0-0	0-0	2-3-5	4	4	0	2	0	0	18
Oakland	Y	5-6	0-0	1-3	4-9-13	4	11	0	1	0	1	32
SE MO St.	Y	3-5	0-0	0-0	1-2-3	3	6	0	0	2	1	16
W. VA (n)	Y	0-0	0-0	0-0	1-4-5	1	0	0	1	0	0	24
Kansas St. (n)	Y	2-5	0-0	6-10	5-2-7	3	10	0	0	0	0	28
at Boston Col.												
Bryant												
Northern IA												
Iowa State												
at Drake												
W. Illinois												
at Ohio State												
Indiana												
Minnesota												
at Michigan												
at Purdue												
Wisconsin												
at Penn State												
Mich. State												
at Illinois												
at Indiana												
Northwestern												
at Wisconsin												
Purdue												
Michigan												
at Mich. State												
at Northwestern												
Ohio State												
Penn State												
Big Ten Tournament												

### Career Bests

**Points:** 26 at Michigan State, 2/23/08  
**Rebounds:** 13, twice, last vs. Oakland, 11/23/08  
**FGM:** 10 at Michigan State, 2/23/08  
**FGA:** 13 at Michigan State, 2/23/08  
**3-pt. FG:**  
**3-pt. FGA:**  
**FTM:** 10 vs. Michigan, 3/13/08  
**FTA:** 17 vs. Michigan, 3/13/08  
**Assists:** 2, five times, last vs. Illinois, 3/1/08  
**Steals:** 3, twice, last vs. Northwestern, 2/19/08  
**Blocks:** 3 vs. UTSA, 11/17/08  
**Minutes:** 39 vs. Illinois, 3/1/08


### Career Statistics

YEAR	G/GS	FG-A	PCT	3-PT	PCT	FT-A	PCT	O-D-RB	AVG	PF-DI	AS	TO	BK	ST	PTS	AVG
Soph.	31/22	48-104	.462	0-0	.000	35-53	.660	47-88-135	4.4	93-4	13	42	8	17	131	4.2
Jun.	31/19	86-129	.667	0-0	.000	86-147	.585	59-107-166	5.4	87-3	8	57	12	18	258	8.3
Sen.	7/7	23-32	.719	0-0	.000	12-18	.667	17-33-50	7.1	18-0	0	7	7	4	58	8.3
<b>Career</b>	<b>69/48</b>	<b>157-265</b>	<b>.592</b>	<b>0-0</b>	<b>.000</b>	<b>133-218</b>	<b>.610</b>	<b>123-228-351</b>	<b>5.1</b>	<b>198-7</b>	<b>21</b>	<b>106</b>	<b>27</b>	<b>39</b>	<b>447</b>	<b>6.5</b>



**1 - - Anthony Tucker, Guard, 6-4, 200, Freshman, Minnetonka, MN (Minnetonka HS)**

- Three points and seven rebounds in win over Kansas State
- 24 points (8-12 FGs, 6-9 3Pt FG's) and four rebounds vs. West Virginia
- 14 points and a career-high 10 rebounds for first-career double-double in win over Southeast Missouri State
- 19 points (5-10 3Pt FG's) and six rebounds in win over Oakland
- 21 points (7-11 3Pt FG's) and two rebounds in win at The Citadel
- 15 points and two assists in win over UTSA
- 10 points and two rebounds in win over Charleston Southern
- 21 points, four assists and three rebounds in exhibition win



### Tucker, Game-by-Game

Opp.	S	FG	3-PT	FT	O-D-RE	PF	TP	A	T	B	S	M
Charleston So.	Y	4-13	2-11	0-0	0-2-2	1	10	1	1	0	2	25
UTSA	Y	5-8	2-5	3-3	0-1-1	0	15	2	2	0	1	28
at Citadel	Y	7-13	7-11	0-0	0-2-2	0	21	1	0	0	1	28
Oakland	Y	7-12	5-10	0-0	1-5-6	1	19	1	1	0	0	35
SE MO St.	Y	5-11	4-9	0-0	1-9-10	2	14	1	2	0	1	25
W. VA (n)	Y	8-12	6-9	2-2	2-2-4	1	24	0	4	0	1	34
Kansas St. (n)	Y	1-11	1-7	0-1	3-4-7	3	3	0	1	0	0	28
at Boston Col.												
Bryant												
Northern IA												
Iowa State												
at Drake												
W. Illinois												
at Ohio State												
Indiana												
Minnesota												
at Michigan												
at Purdue												
Wisconsin												
at Penn State												
Mich. State												
at Illinois												
at Indiana												
Northwestern												
at Wisconsin												
Purdue												
Michigan												
at Mich. State												
at Northwestern												
Ohio State												
Penn State												
Big Ten Tournament												

### Career Bests

**Points:** 24 vs. West Virginia, 11/28/08  
**Rebounds:** 10 vs. Southeast Missouri State, 11/25/08  
**FGM:** 8 vs. West Virginia, 11/28/08  
**FGA:** 13, twice, last at The Citadel, 11/20/08  
**3-pt. FG:** 7 at The Citadel, 11/20/08  
**3-pt. FGA:** 11, twice, last at The Citadel, 11/20/08  
**FTM:** 3 vs. UTSA, 11/17/08  
**FTA:** 3 vs. UTSA, 11/17/08  
**Assists:** 2 vs. UTSA, 11/17/08  
**Steals:** 2 vs. Charleston Southern, 11/14/08  
**Blocks:**  
**Minutes:** 35 vs. Oakland, 11/23/08

### Career Statistics

YEAR	G/GS	FG-A	PCT	3-PT	PCT	FT-A	PCT	O-D-RB	AVG	PF-DI	AS	TO	BK	ST	PTS	AVG
Fresh.	7/7	37-80	.463	27-62	.435	5-6	.883	7-25-32	4.6	8-0	6	11	0	5	106	15.1

**Iowa Hawkeyes**  
**Iowa Hawkeyes Combined Team Statistics (as of Dec 01, 2008)**  
**All games**

<b>RECORD:</b>	<b>OVERALL</b>	<b>HOME</b>	<b>AWAY</b>	<b>NEUTRAL</b>
ALL GAMES	6-1	4-0	1-0	1-1
CONFERENCE	0-0	0-0	0-0	0-0
NON-CONFERENCE	6-1	4-0	1-0	1-1

#	Player	gp-gs	min	avg	Total		3-Point		F-Throw		Rebounds				pf	dq	a	to	blk	stl	pts	avg
					fg-fga	pct	3fg-fga	pct	ft-fa	pct	off	def	tot	avg								
01	Tucker, Anthony	7-7	203	29.0	37-80	.463	27-62	.435	5-6	.833	7	25	32	4.6	8	0	6	11	0	5	106	15.1
30	Peterson, Jeff	7-7	204	29.1	20-37	.541	4-9	.444	27-32	.844	3	10	13	1.9	16	2	29	16	0	6	71	10.1
32	Kelly, Jake	7-0	149	21.3	19-36	.528	8-18	.444	20-23	.870	3	12	15	2.1	11	0	19	9	2	7	66	9.4
05	Gatens, Matt	7-7	199	28.4	21-39	.538	11-19	.579	13-14	.929	5	17	22	3.1	17	2	26	16	1	6	66	9.4
44	Tate, Cyrus	7-7	177	25.3	23-32	.719	0-0	.000	12-18	.667	17	33	50	7.1	18	0	0	7	7	4	58	8.3
24	Fuller, Aaron	7-7	148	21.1	17-40	.425	5-16	.313	6-12	.500	8	18	26	3.7	17	1	4	10	4	6	45	6.4
23	Davis, Jermain	7-0	97	13.9	4-18	.222	2-10	.200	13-16	.813	1	10	11	1.6	8	0	9	7	0	1	23	3.3
04	Angle, J.R.	1-0	4	4.0	1-3	.333	1-3	.333	0-0	.000	1	0	1	1.0	1	0	1	1	0	0	3	3.0
15	Bawinkel, Devan	7-0	76	10.9	6-17	.353	6-17	.353	0-0	.000	0	6	6	0.9	1	0	2	0	0	1	18	2.6
20	Brommer, Andrew	6-0	74	12.3	6-11	.545	0-0	.000	3-14	.214	3	9	12	2.0	13	1	1	1	4	1	15	2.5
02	Palmer, David	4-0	16	4.0	3-4	.750	1-2	.500	2-2	1.000	0	7	7	1.8	1	0	0	0	0	0	9	2.3
50	Cole, Jarryd	7-0	53	7.6	2-2	1.000	0-0	.000	1-6	.167	3	3	6	0.9	11	0	0	4	0	1	5	0.7
Team											8	6	14					5				
Total.....		7	1400		159-319	.498	65-156	.417	102-143	.713	59	156	215	30.7	122	6	97	87	18	38	485	69.3
Opponents.....		7	1400		146-346	.422	39-111	.351	80-133	.602	76	126	202	28.9	135	4	66	86	18	32	411	58.7

<b>TEAM STATISTICS</b>	<b>IOWA</b>	<b>OPP</b>
SCORING	485	411
Points per game	69.3	58.7
Scoring margin	+10.6	-
FIELD GOALS-ATT	159-319	146-346
Field goal pct	.498	.422
3 POINT FG-ATT	65-156	39-111
3-point FG pct	.417	.351
3-pt FG made per game	9.3	5.6
FREE THROWS-ATT	102-143	80-133
Free throw pct	.713	.602
F-Throws made per game	14.6	11.4
REBOUNDS	215	202
Rebounds per game	30.7	28.9
Rebounding margin	+1.9	-
ASSISTS	97	66
Assists per game	13.9	9.4
TURNOVERS	87	86
Turnovers per game	12.4	12.3
Turnover margin	-0.1	-
Assist/turnover ratio	1.1	0.8
STEALS	38	32
Steals per game	5.4	4.6
BLOCKS	18	18
Blocks per game	2.6	2.6
ATTENDANCE	33384	12524
Home games-Avg/Game	4-8346	1-2024
Neutral site-Avg/Game	-	2-5250

<b>Date</b>	<b>Opponent</b>		<b>Score</b>	<b>Att.</b>
11/14/08	CHARLESTON SOUTHERN	w	68-48	9070
11/17/08	TEXAS-SAN ANTONIO	w	73-67	8051
11/20/08	at The Citadel	w	70-48	2024
% 11/23/08	OAKLAND	w	66-57	8079
% 11/25/08	SE MISSOURI STATE	w	75-41	8184
@ 11/28/08	vs West Virginia	L	68-87	5000
@ 11/29/08	vs Kansas State	w	65-63	5500
% - - Las Vegas Invitational (Iowa City, IA)				
@ - - Las Vegas Invitational (Las Vegas, NV)				
* - - Big Ten Conference Game				

<b>Score by Periods</b>	<b>1st</b>	<b>2nd</b>	<b>Totals</b>
Iowa Hawkeyes	231	254	485
Opponents	189	222	411

**December 2, 2008****Game-By-Game Results****Includes Seven Games****Overall: 6-1;****Big Ten: 0-0;****Home: 4-0;****Away: 1-0;****Neutral: 1-1**

<b>Date</b>	<b>Opponent</b>	<b>Result</b>	<b>Attend.</b>	<b>Top Scorer</b>	<b>Top Rebounder</b>
Nov. 15	Charleston Southern	W, 68-48	9,070	Matt Gatens, 15	Cryus Tate, 12
Nov. 17	Texas-San Antonio	W, 73-67	8,051	Cyrus Tate, 18	Tate/Gatens, 5
Nov. 20	at The Citadel	W, 70-48	2,024	Anthony Tucker, 21	Fuller/Tate, 5
% Nov. 23	Oakland University	W, 66-57	8,079	Anthony Tucker, 19	Cyrus Tate, 13
% Nov. 25	SE Missouri State	W, 75-41	8,184	Anthony Tucker, 14	Anthony Tucker, 10
@ Nov. 28	West Virginia (n)	L, 68-87	5,000	Anthony Tucker, 24	Cyrus Tate, 5
@ Nov. 29	Kansas State (n)	W, 65-63	5,000	Jeff Peterson, 18	Tucker, Fuller, Tate, 7
Dec. 2	at Boston College				
Dec. 5	Bryant University				
Dec. 9	Northern Iowa				
Dec. 12	Iowa State				
Dec. 20	at Drake				
Dec. 27	Western Illinois				

% -- Las Vegas Invitational (Iowa City, IA)

@ -- Las Vegas Invitational (Las Vegas, NV)

\* -- Big Ten Conference Game

<b>Attendance Summary</b>	<b>Games</b>	<b>Totals</b>	<b>Average</b>
Home	4	33,384	8,346
Away	1	2,024	2,024
Neutral	2	10,000	5,000
<b>Totals</b>	<b>7</b>	<b>45,408</b>	<b>6,487</b>

### *Includes Seven Games*

[illegible]



**December 2, 2008****Season & Career Bests****Includes Seven Games****Season Bests**

<b>Player</b>	<b>Points</b>	<b>Rebounds</b>	<b>Assists</b>	<b>Blocks</b>	<b>Steals</b>
J.R. Angle	3, SEMO	1, SEMO	1, SEMO		
Devan Bawinkel	9, SEMO.	2, UTSA/The Citadel	1, Charles. S./SEMO		1, KSU
Andrew Brommer	5, W. Virginia	4, Charleston S.	1, SEMO	2, Charleston S.	1, SEMO
Jarryd Cole	4, The Citadel	2, The Citadel/SEMO			1, SEMO
Jermain Davis	10, UTSA	4, UTSA	3, SEMO		1, Oakland
Aaron Fuller	8, UTSA/The Citadel	7, KSU	2, UTSA/Oakland	3, SEMO	3, SEMO
Matt Gatens	15, Charleston S.	5, UTSA	7, UTSA	1 SEMO	4, The Citadel
Jake Kelly	16, Oakland	4, Oakland	5, The Citadel	1, UTSA/WVU	3, The Citadel
John Lickliter					
David Palmer	5, SEMO	6, SEMO			
Jeff Peterson	18, KSU	3, The Citadel	9, Oakland		2, Oakland
Cyrus Tate	18, UTSA	13, Oakland		3,UTSA	2, UTSA
Anthony Tucker	24, W. Virginia	10, SEMO	2, UTSA		1, five times

**Career Bests**

<b>Player</b>	<b>Points</b>	<b>Rebounds</b>	<b>Assists</b>
J.R. Angle	10, SE Louisiana, '08	6, at Northern Iowa, '08	3, E. Illinois, '08
Devan Bawinkel	13, Slippery Rock, '06	2, three times, last at The Citadel	3, Western Michigan, '06
Andrew Brommer	5, West Virginia	4, Charleston S.	1, SEMO
Jarryd Cole	15, at Iowa State, '08	9, at Iowa State, '08	1, N.Colorado & Utah State, '08
Jermain Davis	10, UTSA	4, UTSA	2, UTSA
Aaron Fuller	8, UTSA	7, KSU	3, SEMO
Matt Gatens	15, Charleston S.	5, UTSA	7, UTSA
Jake Kelly	19, at Northern Iowa, '08	5, three times, last vs. Mich., '08	6, Louisiana-Monroe, '08
John Lickliter			
David Palmer	7, Wake Forest, '08	6, SEMO	
Jeff Peterson	20, N. Colorado, '08	5, LA-Monroe/at IA St., '08	9, Idaho State/at Michigan, '08
Cyrus Tate	26, at Mich. State, '08	13, Penn State, '08, Oakland	2, twice, last vs. MD E.Shore, '08
Anthony Tucker	24, West Virginia	10, SEMO	2, UTSA

***NOTE: Career bests occurred in 2008-09 unless otherwise noted.***

December 2, 2008

Individual Points/Rebounds

Includes Seven Games

	A N G L E	B A W I N K E L	B R O M E R	C O L E	D A V I S	F U L L E R	G A T E N S	K E L L Y	L I C K L I T E R	P A L M E R	P E T E R S O N	T A T E	T U C K E R
Charleston Southern	DNP	3-1	0-4	0-1	4-0	4#2	15#3	10-1	RS	4-1	9#2	9#12	10#2
Texas-San Antonio	DNP	3-2	2-1	0-1	10-4	8#2	10#5	2-2	RS	DNP	5#2	18#5	15#1
at The Citdael	DNP	0-2	2-0	4-2	1-0	8#5	13#3	5-3	RS	DNP	12#3	4#5	21#2
% Oakland	DNP	0-0	DNP	0-0	0-1	7#2	5#4	16-4	RS	0-0	8#0	11#13	19#6
% SE Missouri State	3-1	9-0	4-2	0-2	0-3	5#5	12#3	9-2	RS	5-6	8#2	6#3	14#10
@ West Virginia (n)	DNP	0-1	5-2	1-0	0-1	6#3	6#3	15-3	RS	0-0	11#12	0#5	24#4
@ Kansas State (n)	DNP	3-0	2-3	0-0	8-2	7#7	5#1	9-0	RS	DNP	18#2	10#7	3#7
at Boston College													
Bryant													
Northern Iowa													
Iowa State													
at Drake													
Western Illinois													

% - - Las Vegas Invitational (Iowa City, IA)

@ - - Las Vegas Invitational (Las Vegas, NV)

\* - - Big Ten Conference Game

& - - Big Ten Tournament, Indianapolis, IN

# - - Denotes starting line-up

---

**December 2, 2008****The Last Time . . .****Includes Seven Games**

---

**The Last Time a Player . . .*****Had 30 or more points***

Iowa - - 30, Adam Haluska, at Penn State, 2/28/07

Opponent - - 32, Ed Tyson, Maryland Eastern Shore, 11/20/07

***Made at least 90% of his FGA (10 att.)***

Iowa - - .909 (9-10), Luke Recker vs. Purdue, 3/07/02

Opponent - - .923 (12-13), Greg Oden, Ohio State, 1/20/07

***Made 100% of his FTA (10 att.)***

Iowa - - 1.000 (10-10), Jermain Davis vs. Texas-San Antonio, 11/17/08

Opponent - - 1.000 (10-10), Vincent Grier, Minnesota, 2/18/06

***Had 15 or more rebounds***

Iowa - - 23, Greg Brunner vs. Minnesota, 1/18/06

Opponent - - 17, Marco Killingsworth, Indiana, 2/11/06

***Had 10 or more assists***

Iowa - - 10, Jeff Horner vs. Ohio State (Big Ten Tournament), 3/12/06

Opponent - - 10, Travis Walton, Michigan State, 2/17/07

***Had 5 or more blocks***

Iowa - - 5, Kurt Looby vs. Purdue, 1/16/08

Opponent - - 5, Daniel Ruffin, Bradley, 11/23/07

***Had 5 or more steals***

Iowa - - 5, Tyler Smith at Wisconsin, 2/10/07

Opponent - - 5, Devin Gibson, UTSA, 11/17/08

**The Last Time A Team . . .*****Scored 100 or more points***

Iowa - - 101, vs. Georgia State, 12/20/06

Opponent - - 106, by North Carolina, 11/24/04

***Scored 40 or fewer points***

Iowa - - 39 vs. Indiana, 1/10/49

Opponent - - 36, by Michigan State, 1/12/08

***Won an overtime game***

Iowa - - 76-72 (3OT) vs. Minnesota, 1/18/06

Opponent - - 72-67 (1 OT), by Louisiana-Monroe, 11/30/07

***Made at least 60% of its FGA (20 att.)***

Iowa - - .653 (32-44) vs. Michigan, 2/4/06

Opponent - - .633 (31-49), by Minnesota, 2/7/07

***Made at least 50% of its 3-pt. FGA (8 att.)***

Iowa - - .500 (8-16), vs. West Virginia, 11/28/08

Opponent - - .556 (10-18), by West Virginia, 11/28/08

***Made at least 90% of its FTA (10 att.)***

Iowa - - .909 (20-22) vs. Texas-San Antonio, 11/17/08

Opponents - - .923 (12-13) by Michigan State, 2/23/08

**December 2, 2008****Season Highs & Lows****Includes Seven Games****Individual Highs**

<b>Points:</b>	24	Anthony Tucker vs. West Virginia
<b>Field Goals:</b>	8 (9 att.)	Tate vs. Texas-San Antonio; (12 att.), Tucker vs. W. Virginia
<b>Field Goal Attempts:</b>	13 (made 4/7)	Anthony Tucker vs. Charleston Southern/at The Citadel
<b>Field Goal Percentage (8 att.):</b>	.889 (8-9)	Cyrus Tate vs. Texas-San Antonio
<b>3-pt. Field Goals:</b>	7 (11 att.)	Anthony Tucker at The Citadel
<b>3-pt. Field Goal Attempts:</b>	11 (made 2/7)	Anthony Tucker vs. Charleston Southern/at The Citadel
<b>3-pt. Field Goal Percentage (3 att.):</b>	1.000 (3-3)	Matt Gatens vs. Charleston Southern
<b>Free Throws:</b>	11(12 att.)	Jeff Peterson vs. Kansas State
<b>Free Throw Attempts:</b>	12 (made 11)	Jeff Peterson vs. Kansas State
<b>Free Throw Percentage (10 att):</b>	1.000 (10-10)	Jermain Davis vs. Texas-San Antonio
<b>Rebounds:</b>	13	Cyrus Tate vs. Oakland
<b>Assists:</b>	9	Jeff Petersen vs. Oakland
<b>Blocked Shots:</b>	3	Cyrus Tate vs. Texas-San Antonio, Aaron Fuller vs. SEMO
<b>Steals:</b>	4	Matt Gatens at The Citadel

**Team Highs**

<b>Iowa</b>	<b>Points</b>	<b>Opponent</b>
75 vs. SEMO	<b>Field Goals</b>	87 by West Virginia
28 (58 att.) vs. SEMO	<b>Field Goals Attempts</b>	31 (56 att.) by West Virginia
58 (made 28) vs. SEMO	<b>FG Percentage</b>	56 (made 31) by West Virginia
.571 (24-42) vs. Texas-San Antonio	<b>3-pt. Field Goals</b>	.554 (31-56) by West Virginia
13 (25 att.) at The Citadel	<b>3-pt. FG Attempts</b>	10 (18 att.) by West Virginia
30 (made 13) vs. SEMO	<b>3-pt. FG Percentage</b>	24 (made 9) by Texas-San Antonio
.520 (13-25) at The Citadel	<b>Free Throws</b>	.556 (10-18) by West Virginia
26 (37 att.) vs. Kansas State	<b>FT Attempts</b>	19 (25 att.) by SEMO
37 (made 26) vs. Kansas State	<b>FT Percentage</b>	34 (made 15) by West Virginia
.909 (20-22) vs. Texas-San Antonio	<b>Rebounds</b>	.857 by The Citadel
41 vs. SEMO	<b>Assists</b>	36 by Kansas State
19 vs. Oakland	<b>Blocked Shots</b>	17 by West Virginia
7 vs. SEMO	<b>Steals</b>	4 by West Virginia
9 at The Citadel	<b>Turnovers</b>	11 by Texas-San Antonio
21 vs. West Virginia	<b>Fouls</b>	16 by Texas-San Antonio, Kansas State
28 vs. West Virginia		29 by Kansas State

**Team Lows**

<b>Iowa</b>	<b>Points</b>	<b>Opponent</b>
65 vs. Kansas State	<b>Field Goals</b>	41, by SEMO
16 (44 att.) vs. Kansas State	<b>Field Goals Attempts</b>	11 (49 att.) by SEMO
37 (20 made) vs. West Virginia	<b>FG Percentage</b>	40 (made 19) by The Citadel
.364 (16-44) vs. Kansas State	<b>3-pt. Field Goals</b>	.224 by SEMO
5 (16 att.) vs. Texas-San Antonio	<b>3-pt. FG Attempts</b>	0 (11 att.) by SEMO
16 (made 5) vs. UTSA; (made 8) vs. W. Virginia	<b>3-pt. FG Percentage</b>	7 (made 3) by Kansas State
.313 (5-16) vs. Texas-San Antonio	<b>Free Throws</b>	.235 (4-17) by The Citadel
7 (13 att.) vs. at The Citadel	<b>FT Attempts</b>	6 (7, 11 att.) by The Citadel, Oakland
13 (made 7) at The Citadel	<b>FT Percentage</b>	7 (made 6) at The Citadel
.538 (7-13) at The Citadel	<b>Rebounds</b>	.441 (15-34) by West Virginia
25 vs. West Virginia	<b>Assists</b>	23 by The Citadel
7 vs. West Virginia	<b>Blocked Shots</b>	5 by The Citadel, SEMO
0 at The Citadel	<b>Steals</b>	1 by Charleston Southern
2 vs. West Virginia	<b>Turnovers</b>	0 by The Citadel
6 at The Citadel	<b>Fouls</b>	9 by Charleston Southern
12 vs. Charleston Southern, Oakland		8 by SEMO



**December 2, 2008****Iowa's Record When . . .****Includes Seven Games**

When playing at home:	4-0	When leading at the half:	6-0	When wearing White:	5-0
When playing on the road:	1-0	When trailing at the half:	0-1	When wearing Black:	1-1
When playing on a neutral court:	1-1	When tied at the half:	0-0	When wearing Gold:	0-0
When Iowa scores 100 points or more:	0-0	Iowa field goal percentage at home:	98-198	.495	
When Iowa scores 90-99 points:	0-0	Iowa field goal percentage on road:	61-132	.462	
When Iowa scores 80-89 points:	0-0	Iowa 3-point percentage at home:	34-90	.378	
When Iowa scores 70-79 points:	3-0	Iowa 3-point percentage on road:	28-60	.467	
When Iowa scores under 70 points:	3-1	Iowa free throw percentage at home:	43-57	.754	
		Iowa free throw percentage on road:	53-79	.671	
When opponent scores 100 points or more:	0-0	On Sunday:	1-0		
When opponent scores 90-99 points:	0-0	On Monday:	1-0		
When opponent scores 80-89 points:	0-1	On Tuesday:	1-0		
When opponent scores 70-79 points:	0-0	On Wednesday:	0-0		
When opponent scores 60-69 points:	2-0	On Thursday:	1-0		
When opponent scores fewer than 60 points:	4-0	On Friday:	1-1		
		On Saturday:	1-0		
When Iowa shoots at least 50% from the field:	3-1	On Big Ten Network:	1-0		
When Iowa shoots less than 50% from the field:	3-0	On CBS:	0-0		
When opponent shoots at least 50% from the field:	0-1	On ESPN:	0-0		
When opponent shoots less than 50% from the field:	6-0	On ESPN2:	0-0		
When Iowa has higher FG% than opponent:	5-1	On ESPNU:	0-0		
When opponent has higher FG%:	1-1	On Mediacom:	3-1		
When FG% is equal:	0-0	On Fox Sports:	0-0		
When Iowa outrebounds opponent:	5-0	No Television:	2-0		
When opponent has more rebounds:	1-1	CSTV:	0-0		
When rebounds are equal:	0-0				
When Iowa shoots at least 80% from the line:	1-0	Most Points, First Half:	40 vs. UTSA		
When Iowa shoots less than 80% from the line:	5-1	Fewest Points, First Half:	29 vs. CSU & WVU		
When opponent shoots at least 80% from the line:	2-0	Most Points Allowed, First Half:	48 vs. West Virginia		
When opponent shoots less than 80% from the line:	4-1	Fewest Points Allowed, First Half:	19 vs. SEMO		
When Iowa shoots more free throws than opponent:	5-0	Most Points, Second Half:	40 vs. SEMO		
When opponent shoots more free throws:	1-1	Fewest Points, Second Half:	29 vs. Kansas State		
When free throws attempts are equal:	0-0	Most Points Allowed, Second Half:	39 vs. UTSA & WVU		
When Iowa has higher FT% than opponent:	4-1	Fewest Points Allowed, Second Half:	22 vs. SEMO		
When opponent has higher FT%:	2-0	Largest Halftime Advantage:	16 vs. SEMO		
When FT% is equal:	0-0	Largest Halftime Deficit:	19 vs. W. Virginia		
When Iowa shoots at least 50% from three-point range:	1-1				
When Iowa shoots less than 50% from three-point range:	5-0				
When opponent shoots at least 50% from three-point range:	0-1				
When opponent shoots less than 50% from three-point range:	6-0				
When Iowa has a higher three-point FG% than opponent:	3-0				
When opponent has a higher three-point FG%:	3-1				
When three-point FG% is equal:	0-0				
When Iowa has more assists than opponent:	6-0				
When opponent has more assists:	0-1				
When assists are equal:	0-0				
When Iowa has fewer turnovers than opponent:	4-0				
When opponent has fewer turnovers:	2-1				
When turnovers are equal:	0-0				
When Iowa has more steals than opponent:	4-0				
When opponent has more steals:	2-1				
When steals are equal:	0-0				

**December 2, 2008****Iowa Under Todd Lickliter . . .****Includes Seven Games**

When playing at home:	14-8	When leading at the half:	17-3	When wearing White:	15-11
When playing on the road:	4-8	When trailing at the half:	2-17	When wearing Black:	4-9
When playing on a neutral court:	1-4	When tied at the half:	0-0	When wearing Gold:	0-0
When Iowa scores 100 points or more:	0-0	Iowa field goal percentage at home:	437-1,017	.459	
When Iowa scores 90-99 points:	0-0	Iowa field goal percentage on road:	343-782	.439	
When Iowa scores 80-89 points:	0-0	Iowa 3-point percentage at home:	157-454	.346	
When Iowa scores 70-79 points:	3-1	Iowa 3-point percentage on road:	127-336	.378	
When Iowa scores under 70 points:	16-19	Iowa free throw percentage at home:	269-405	.664	
		Iowa free throw percentage on road:	167-255	.655	
When opponent scores 100 points or more:	0-0	On Sunday:	2-0		
When opponent scores 90-99 points:	0-0	On Monday:	1-1		
When opponent scores 80-89 points:	0-1	On Tuesday:	4-0		
When opponent scores 70-79 points:	0-4	On Wednesday:	2-7		
When opponent scores 60-69 points:	4-9	On Thursday:	1-2		
When opponent scores fewer than 60 points:	15-6	On Friday:	2-4		
		On Saturday:	7-6		
When Iowa shoots at least 50% from the field:	5-3	On Big Ten Network:	13-12		
When Iowa shoots less than 50% from the field:	14-17	On CBS:	0-0		
When opponent shoots at least 50% from the field:	0-4	On ESPN:	0-3		
When opponent shoots less than 50% from the field:	19-16	On ESPN2:	0-1		
When Iowa has higher FG% than opponent:	16-10	On ESPNU:	0-1		
When opponent has higher FG%:	3-10	On Mediacom:	3-1		
When FG% is equal:	0-0	On Fox Sports:	1-0		
When Iowa outrebounds opponent:	13-7	No Television:	2-1		
When opponent has more rebounds:	6-10	CSTV:	0-1		
When rebounds are equal:	0-3				
When Iowa shoots at least 80% from the line:	4-2	Most Points, First Half:	40 vs. UTSA		
When Iowa shoots less than 80% from the line:	15-18	Fewest Points, First Half:	15 vs. Northwestern, '08		
When opponent shoots at least 80% from the line:	5-5	Most Points Allowed, First Half:	48 vs. W. Virginia, '09		
When opponent shoots less than 80% from the line:	14-15	Fewest Points Allowed, First Half:	16 vs. Id. State/Mich, '08		
When Iowa shoots more free throws than opponent:	13-4	Most Points, Second Half:	44 vs. MD E. Shore, '08		
When opponent shoots more free throws:	6-16	Fewest Points, Second Half:	17 vs. at Indiana, '08		
When free throws attempts are equal:	0-0	Most Points Allowed, Second Half:	45 vs. Indiana, '08		
When Iowa has higher FT% than opponent:	14-6	Fewest Points Allowed, Second Half:	18 vs. Michigan St., '08		
When opponent has higher FT%:	4-14	Largest Halftime Advantage:	16 vs. SEMO		
When FT% is equal:	1-0	Largest Halftime Deficit:	28 at Ohio State, '08		
When Iowa shoots at least 50% from three-point range:	3-2				
When Iowa shoots less than 50% from three-point range:	16-18				
When opponent shoots at least 50% from three-point range:	1-2				
When opponent shoots less than 50% from three-point range:	18-18				
When Iowa has a higher three-point FG% than opponent:	10-10				
When opponent has a higher three-point FG%:	9-9				
When three-point FG% is equal:	0-1				
When Iowa has more assists than opponent:	13-7				
When opponent has more assists:	6-13				
When assists are equal:	0-0				
When Iowa has fewer turnovers than opponent:	8-0				
When opponent has fewer turnovers:	11-19				
When turnovers are equal:	0-1				
When Iowa has more steals than opponent:	8-1				
When opponent has more steals:	11-17				
When steals are equal:	0-2				

### 2008-09 Game Summaries

(1) **IOWA 68, CHARLESTON SOUTHERN 48**  
November 14, 2008, Carver-Hawkeye Arena, Iowa City, IA

Iowa trailed 7-0 in the early going before using a 20-4 scoring run to gain control on the way to a 68-48 season-opening win over Charleston Southern in Iowa City. Freshman Matt Gatens hit a three-point basket at the 17:24 mark for Iowa's first points of the season, and Iowa added nine more points over the next four minutes before the visitors would score again. The Hawkeyes increased the advantage to 11 points with six minutes remaining before CSU closed the gap to 29-25 at halftime. Gatens and fellow freshman Anthony Tucker combined to score Iowa's first 15 points.

Iowa scored the first four points of the second half and led by six or more the rest of the way. Iowa's biggest margin was 23 points in the final minutes. The Hawkeyes shot 56% from the field in the second half, while holding the visitors to just 26.7%.

Iowa shot 51.1% for the game, including 36% from three-point range. The Hawkeyes also shot 73.3% from the free throw line and held a 32-30 rebounding advantage. Charleston Southern shot just 33.3% for the game.

Gatens led Iowa with 15 points and five assists, hitting 4-6 field goals, all three of his three-point attempts and all four of his free throw attempts. Tucker and sophomore guard Jake Kelly each added 10 points, while senior forward Cyrus Tate collected nine points and 12 rebounds and sophomore guard Jeff Peterson added nine points and three assists. Kelly saw his first action of the season, as he missed Iowa's exhibition win over Wayne State due to injury.

**CHARLESTON SOUTHERN -- 48**

Name	FG	3-PT	FT	RB	PF	TP	A	TO	BK	S	MN
Martin	1-4	0-1	4-6	3	3	6	0	1	0	1	22
Carter	6-15	1-4	0-2	1	1	13	1	2	0	1	26
Blackmon	3-4	0-0	0-0	8	3	6	0	0	1	0	30
Knight	0-3	0-0	0-0	1	2	0	4	1	0	0	30
Warren	5-9	4-4	4-5	2	3	18	2	4	0	0	35
Goods	0-1	0-0	0-0	0	1	0	0	1	0	0	10
Johnson	1-5	1-2	0-0	2	0	3	0	0	0	0	16
Lamb	0-5	0-3	0-0	3	1	0	1	0	0	0	15
Knysas	1-5	0-1	0-1	1	1	2	1	0	0	0	16
Team				9							
<b>Totals</b>	<b>17-51</b>	<b>6-15</b>	<b>8-14</b>	<b>30</b>	<b>15</b>	<b>48</b>	<b>9</b>	<b>9</b>	<b>1</b>	<b>2</b>	<b>200</b>
	FG%: .333		3-PT%: .400				FT%: .571				

**IOWA -- 68**

Name	FG	3-PT	FT	RB	PF	TP	A	TO	BK	S	MN
Fuller	2-4	0-2	0-0	2	2	4	0	1	0	0	28
Tate	3-4	0-0	3-3	12	1	9	0	2	2	0	26
Tucker	4-13	2-11	0-0	2	1	10	1	1	0	1	25
Gatens	4-6	3-3	4-4	3	1	15	5	2	0	1	32
Peterson	3-4	1-1	2-2	2	2	9	3	1	0	0	24
Palmer	1-2	0-1	2-2	1	0	4	0	0	0	0	2
Bawinkel	1-3	1-3	0-0	1	0	3	1	0	0	0	9
Brommer	0-2	0-0	0-2	4	1	0	0	0	2	0	14
Davis	2-4	0-2	0-0	0	2	4	1	0	0	0	10
Kelly	4-5	2-2	0-0	1	0	10	3	0	0	1	20
Cole	0-0	0-0	0-2	1	2	0	0	0	0	0	10
Team				3							
<b>Totals</b>	<b>24-47</b>	<b>9-25</b>	<b>11-15</b>	<b>32</b>	<b>12</b>	<b>68</b>	<b>14</b>	<b>7</b>	<b>4</b>	<b>3</b>	<b>200</b>
	FG%: .511		3-PT%: .360				FT%: .733				

<b>Score by Periods:</b>				<b>Attendance: 9,070</b>
Charleston Southern	25	23	48	
Iowa	29	39	68	

(2) **IOWA 73, TEXAS-SAN ANTONIO 67**  
November 17, 2008, Carver-Hawkeye Arena, Iowa City, IA

Iowa let a 12 point halftime advantage slip away before making 14-15 free throws in the second half in earning a 73-67 win over Texas-San Antonio. Iowa shot 65.2% from the field in the opening half, building a 40-28 advantage at the break. Iowa connected on 15-23 field goal attempts and 6-7 free throws in the first half and had 11 assists.

UTSA used full court pressure to get back in the game, forcing 11 Iowa turnovers in the final 20 minutes. The Roadrunners took a 57-54 advantage with 7:49 to play, their first lead since the opening minutes of play.

Iowa responded by scoring eight straight points, six of those on free throws by Jermain Davis. UTSA stayed in the game, closing the deficit to two points twice in the closing minutes, the last at 67-65 with 33 seconds remaining. Matt Gatens hit two free shots to increase the advantage and Cyrus Tate blocked a UTSA shot attempt as the Hawkeyes held on.

Iowa shot 57.1% (24-42) from the field and 90.9% (20-22) from the free throw line, compared to 44.4% field goal shooting and 83.3% shooting from the line for the visitors.

Tate led Iowa's balanced attack with 18 points, hitting 8-9 field goals and both of his free throws. Anthony Tucker added 15 points, Gatens contributed 10 points and seven assists and Davis ended with game with 10 points on 10-10 shooting from the line. Tate and Gatens led Iowa with five rebounds apiece and Tate collected three blocked shots and two steals.

**TEXAS-SAN ANTONIO -- 67**

Name	FG	3-PT	FT	RB	PF	TP	A	TO	BK	S	MN
Gabbidon	4-12	1-7	3-3	4	2	12	2	3	2	1	26
Bonney	2-5	0-0	2-2	1	3	6	0	1	0	0	15
Johnson	5-8	3-4	4-4	3	4	17	5	1	0	1	32
Gibson	2-8	0-2	1-2	3	4	5	5	4	0	5	35
Smith	2-3	2-3	0-0	1	1	6	1	1	0	0	20
Shank	3-5	3-5	0-0	0	3	9	0	1	0	0	16
Allen	0-2	0-1	0-0	3	0	0	1	0	0	0	15
Gasporra	0-0	0-0	0-0	0	0	0	0	0	0	0	2
Fields	4-9	0-2	0-1	2	2	8	1	3	0	3	26
Stepter	2-2	0-0	0-0	2	3	4	0	2	0	1	13
Team				5							
<b>Totals</b>	<b>24-54</b>	<b>9-24</b>	<b>10-12</b>	<b>24</b>	<b>22</b>	<b>67</b>	<b>15</b>	<b>16</b>	<b>2</b>	<b>11</b>	<b>200</b>
	FG%: .444		3-PT%: .375				FT%: .833				

**IOWA -- 73**

Name	FG	3-PT	FT	RB	PF	TP	A	TO	BK	S	MN
Fuller	3-4	1-2	1-2	2	3	8	2	2	0	0	18
Tate	8-9	0-0	2-2	5	2	18	0	1	3	2	33
Tucker	5-8	2-5	3-3	1	0	15	2	2	0	1	28
Gatens	3-5	0-2	4-5	5	2	10	7	3	0	1	35
Peterson	2-4	1-2	0-0	2	5	5	2	2	0	1	29
Bawinkel	1-2	1-2	0-0	2	0	3	0	0	0	0	12
Brommer	1-1	0-0	0-0	1	0	2	0	0	0	0	7
Davis	0-4	0-1	10-10	4	0	10	2	4	0	0	19
Kelly	1-5	0-2	0-0	2	2	2	1	3	1	0	16
Cole	0-0	0-0	0-0	1	1	0	0	1	0	0	3
Team				3							
<b>Totals</b>	<b>24-42</b>	<b>5-16</b>	<b>20-22</b>	<b>28</b>	<b>15</b>	<b>73</b>	<b>16</b>	<b>19</b>	<b>4</b>	<b>5</b>	<b>200</b>
	FG%: .571		3-PT%: .313				FT%: .909				

<b>Score by Periods:</b>				<b>Attendance: 8,051</b>
Texas-San Antonio	28	39	67	
Iowa	40	33	73	

### 2008-09 Game Summaries

#### (3) IOWA 70, THE CITADEL 48 November 20, 2008, McAlister Field House, Charleston, SC

Iowa used a 16-4 scoring run over the final seven minutes of the first half to gain control and the Hawkeyes went on to post a 70-48 win at The Citadel. The teams traded baskets in the opening minutes before The Citadel tied the game at 16-16 with seven minutes left in the half. Iowa's Anthony Tucker hit back-to-back three-points to spark an 11-0 scoring run as Iowa built a 32-20 advantage at the break.

Cyrus Tate scored on a rebound basket to start the second half, giving the Hawkeyes a 14 point cushion. The Citadel rallied, closing the margin to six points four minutes into the half. The Bulldogs added a three-point play at the 13 minute mark to cut the deficit to five, 39-34, with 13 minutes remaining.

Another three-pointer by Tucker and a three-point play by Aaron Fuller increased Iowa's advantage to 45-34 and Iowa was not threatened the rest of the way.

The Hawkeye were efficient in gaining their first road win over the season. Iowa shot 47.5% from the field, including 52% (13-25) from three-point range. Iowa had just six turnovers, the low mark for a Hawkeye team in 35 games under Todd Lickliter, and had nine steals, which led to 23 points off turnovers.

Tucker led Iowa with 21 points, hitting 7-11 three-point attempts. Matt Gatens added 13 points, six assists and four steals and three rebounds, Jeff Peterson had 12 points and three assists and Fuller added eight points and five rebounds. Iowa won the rebounding battle 28-23 and forced 13 turnovers.

#### Iowa -- 70

Name	FG	3-PT	FT	RB	PF	TP	A	TO	BK	S	M
Fuller	3-10	1-3	1-3	5	2	8	0	2	0	0	23
Tate	2-3	0-0	0-0	5	4	4	0	2	0	0	18
Tucker	7-13	7-11	0-0	2	0	21	1	0	0	1	28
Gatens	4-7	3-5	2-2	3	2	13	6	0	0	4	35
Peterson	4-7	1-2	3-4	3	1	12	3	0	0	1	31
Bawinkel	0-1	0-1	0-0	2	0	0	0	0	0	0	8
Brommer	1-1	0-0	0-0	0	0	2	0	0	0	0	2
Davis	0-3	0-2	1-2	0	2	1	0	0	0	0	12
Kelly	2-4	1-1	0-0	3	1	5	5	0	0	3	23
Cole	2-2	0-0	0-2	2	2	4	0	1	0	0	20
Team				3				1			
<b>Totals</b>	<b>25-51</b>	<b>13-25</b>	<b>7-13</b>	<b>28</b>	<b>14</b>	<b>70</b>	<b>15</b>	<b>6</b>	<b>0</b>	<b>9</b>	<b>200</b>
	<b>FG%:</b>	<b>.490</b>		<b>3-PT%:</b>	<b>.520</b>			<b>FT%:</b>	<b>.538</b>		

#### The Citadel -- 48

Name	FG	3-PT	FT	RB	PF	TP	A	TO	BK	S	M
Dahn	0-2	0-2	0-0	1	4	0	0	0	0	0	18
Eykyn	3-5	1-3	1-1	2	2	8	0	3	0	0	21
Nelson	5-8	0-0	1-1	3	3	11	1	4	2	0	28
Urbanus	1-4	1-3	0-0	1	2	3	0	1	0	0	35
Wells	8-13	1-4	4-5	4	0	21	1	3	1	0	38
McDowell	0-1	0-1	0-0	1	0	0	0	0	0	0	14
Morabbi	0-5	0-3	0-0	6	2	0	3	0	0	0	24
Brick	0-0	0-0	0-0	0	0	0	0	0	0	0	4
Streeter	1-1	0-0	0-0	1	1	2	0	0	0	0	5
Roberts	0-0	0-0	0-0	0	1	0	0	0	0	0	7
Clark	1-1	1-1	0-0	0	0	3	0	2	0	0	6
Team				4							
<b>Totals</b>	<b>19-40</b>	<b>4-17</b>	<b>6-7</b>	<b>23</b>	<b>15</b>	<b>48</b>	<b>5</b>	<b>13</b>	<b>3</b>	<b>0</b>	<b>200</b>
	<b>FG%:</b>	<b>.475</b>		<b>3-PT%:</b>	<b>.235</b>			<b>FT%:</b>	<b>.857</b>		

#### Score by Periods:

Iowa	32	38	70
The Citadel	20	28	48

#### Attendance: 2,024

#### (4) IOWA 66, Oakland 57 November 23, Carver-Hawkeye Arena, Iowa City, IA

Iowa built a 10 point advantage in the second half before holding off a late rally in securing a 66-57 win over Oakland University in Iowa City. With the win the Hawkeyes improved to 4-0 for the second straight season under Coach Todd Lickliter.

The Hawkeyes held a 30-24 advantage at the break and increased the margin to 53-43 with 4:35 remaining. But Oakland hit two three-point baskets within the next minute and two free throws with 2:54 left to play to cut the deficit to two points. Iowa increased its margin on a three-point basket by Anthony Tucker and two free throws each by Jeff Peterson and Jake Kelly, taking a 60-51 advantage with 1:05 to play. Iowa hit 10-13 free throw attempts in the final two minutes.

The Hawkeyes shot 55% from the field, including 57.1% in the first half. Iowa made 12-15 two point attempts and 10-25 three-point shots in the game, collecting 19 assists on 22 field goals. Oakland's full court pressure and trapping zone defense forced 16 Iowa turnovers.

The Iowa defense held Oakland to 43.1% shooting from the field and the Hawkeyes held a 31-24 rebounding advantage.

Freshman Anthony Tucker hit 5-10 three-point shots and led Iowa in scoring with 19 points. Cyrus Tate added his fifth career double-double with 11 points and 13 rebounds, and Kelly added 16 points, four rebounds and four assists. Tucker contributed six rebounds, Peterson had eight points and matched his career-best with nine rebounds.

#### OAKLAND -- 57

Name	FG	3-PT	FT	RB	PF	TP	A	TO	BK	S	MN
Hudson	3-6	0-0	0-0	5	5	6	1	3	2	2	32
Benson	0-0	0-0	1-2	0	0	1	0	1	0	0	12
Cushingberry	3-5	0-2	0-1	5	5	6	2	0	0	0	37
Jones	8-20	2-4	3-6	3	1	21	5	3	0	2	40
Kangas	6-15	4-11	2-2	3	1	18	1	1	0	1	36
Samuels	1-1	0-0	0-0	1	1	2	0	1	0	0	5
Milutinovic	0-0	0-0	0-0	0	1	0	0	0	0	1	3
Bieszki	0-0	0-0	0-0	0	0	0	0	0	0	0	1
Maynard	1-2	1-1	0-0	3	4	3	1	1	0	0	17
Waterstradt	0-2	0-1	0-0	0	2	0	0	1	0	1	17
Team				4							
<b>Totals</b>	<b>22-51</b>	<b>7-19</b>	<b>6-11</b>	<b>24</b>	<b>20</b>	<b>57</b>	<b>10</b>	<b>11</b>	<b>2</b>	<b>7</b>	<b>200</b>
	<b>FG%:</b>	<b>.431</b>		<b>3-PT%:</b>	<b>.368</b>			<b>FT%:</b>	<b>.545</b>		

#### IOWA -- 66

Name	FG	3-PT	FT	RB	PF	TP	A	TO	BK	S	MN
Fuller	3-5	1-3	0-0	2	0	7	2	2	1	1	16
Tate	5-6	0-0	1-3	13	4	11	0	1	0	1	32
Tucker	7-12	5-10	0-0	6	1	19	1	1	0	0	35
Gatens	2-6	1-3	0-0	4	1	5	2	6	0	0	35
Peterson	1-2	0-1	6-8	0	2	8	9	1	0	2	33
Palmer	0-0	0-0	0-0	0	0	0	0	0	0	0	2
Bawinkel	0-2	0-2	0-0	0	0	0	0	0	0	0	3
Davis	0-0	0-0	0-0	1	2	0	1	1	0	1	9
Kelly	4-7	3-6	5-7	4	0	16	4	0	0	1	29
Cole	0-0	0-0	0-0	0	2	0	0	1	0	0	6
Team				1				3			
<b>Totals</b>	<b>22-40</b>	<b>10-25</b>	<b>12-18</b>	<b>31</b>	<b>12</b>	<b>66</b>	<b>19</b>	<b>16</b>	<b>1</b>	<b>6</b>	<b>200</b>
	<b>FG%:</b>	<b>.550</b>		<b>3-PT%:</b>	<b>.400</b>			<b>FT%:</b>	<b>.667</b>		

#### Score by Periods:

Oakland	24	33	57
Iowa	30	36	66

#### Attendance: 8,079

### 2008-09 Game Summaries

#### (5) IOWA 75, SE MISSOURI STATE 41 November 25, Carver-Hawkeye Arena, Iowa City, IA

Iowa used a solid defensive effort to take control early in a 75-41 win over Southeast Missouri State in Iowa City. The Hawkeyes led 13-3 in the early going, holding the visitors to just one field goal in the first nine minutes. Iowa led 20-5 at the midway point in the first half and built the advantage to 35-19 by intermission.

Southeast Missouri State scored the first three points of the second half, but was never able to get closer than 13. Iowa led by as many as 35 points in the late going, securing its most lopsided win since early in the 2006-07 season.

Iowa held the Redhawks to 22.4% shooting from the field, as the visitors misfired on all 11 of their three-point attempts. SE Missouri State did connect on 19-25 (76%) free throws. Iowa also forced 11 turnovers and held a 41-33 rebounding advantage.

Ten of the 12 Hawkeyes who saw action got into the scoring column, as freshmen Anthony Tucker (14) and Matt Gatens (12) led the scoring. Devan Bawinkel added nine points and Jeff Peterson scored eight. Tucker added 10 rebounds to collect his first career double-double, while David Palmer added six points and five rebounds. Peterson led the Hawkeyes with five assists.

As a team Iowa shot 48.3% from the field, including 43.3% (13-30) from three-point range and 66.7% (6-9) from the foul line. Iowa collected 17 assists on its 28 field goals and was guilty of just seven turnovers.

#### SE MISSOURI STATE - - 41

Name	FG	3-PT	FT	RB	PF	TP	A	TO	BK	S	MN
Herring	1-10	0-0	6-6	4	0	8	3	2	1	0	37
Williams	3-8	0-0	4-7	4	2	10	1	2	1	0	31
Hill	1-4	0-0	1-2	4	0	3	0	1	0	2	33
Moore	0-8	0-7	5-6	1	1	5	1	1	0	0	30
Jones	0-4	0-2	1-2	5	2	1	0	2	0	1	31
Russell	4-6	0-0	0-0	6	1	8	0	3	1	1	22
Maxwell	2-9	0-2	2-2	4	2	6	0	0	0	0	16
Team				5							
<b>Totals</b>	<b>11-49</b>	<b>0-11</b>	<b>19-25</b>	<b>33</b>	<b>8</b>	<b>41</b>	<b>5</b>	<b>11</b>	<b>3</b>	<b>4</b>	<b>200</b>
	<b>FG%:</b>	<b>.224</b>		<b>3-PT%:</b>	<b>.000</b>			<b>FT%:</b>	<b>.760</b>		

#### IOWA - - 66

Name	FG	3-PT	FT	RB	PF	TP	A	TO	BK	S	MN
Fuller	2-7	1-4	0-0	5	2	5	0	1	3	3	21
Tate	3-5	0-0	0-0	3	3	6	0	0	2	1	16
Tucker	5-11	4-9	0-0	10	2	14	1	2	0	1	25
Gatens	4-7	2-3	2-2	3	1	12	3	1	1	0	22
Peterson	3-7	0-1	2-2	2	0	8	5	0	0	0	26
Palmer	2-2	1-1	0-0	6	1	5	0	0	0	0	9
Angle	1-3	1-3	0-0	1	1	3	1	1	0	0	4
Bawinkel	3-5	3-5	0-0	0	1	9	1	0	0	0	20
Brommer	2-3	0-0	0-3	2	3	4	1	1	1	1	16
Davis	0-2	0-1	0-0	3	1	0	3	1	0	0	14
Kelly	3-6	1-3	2-2	2	1	9	2	0	0	0	19
Cole	0-0	0-0	0-0	2	1	0	0	0	0	1	8
Team				2							
<b>Totals</b>	<b>28-58</b>	<b>13-30</b>	<b>6-9</b>	<b>41</b>	<b>17</b>	<b>75</b>	<b>17</b>	<b>7</b>	<b>7</b>	<b>7</b>	<b>200</b>
	<b>FG%:</b>	<b>.483</b>		<b>3-PT%:</b>	<b>.433</b>			<b>FT%:</b>	<b>.667</b>		

#### Score by Periods:

SE Missouri State	19	22	41
Iowa	35	40	75

Attendance: 8,184

#### (6) WEST VIRGINIA 87, IOWA 68 November 28, Orleans Arena, Las Vegas, NV

West Virginia used a 20-0 scoring run over a five minute stretch in the first half to take control as the Mountaineers defeated Iowa in Las Vegas. The teams traded baskets in the early going, with a three-pointer by Iowa's Anthony Tucker giving the Hawkeyes an 11-9 advantage at the 13:42 mark. West Virginia took over from there, using a solid pressure defense to force a number of turnovers while scoring 20 straight points.

Iowa was guilty of 17 turnovers in the first half as West Virginia led 48-28 at the break. The Mountaineers shot 55.4% from the field in the opening half, scoring 29 points following Iowa mistakes and 24 points in the paint.

Iowa shot the ball well in the game, shooting 54.1% overall, including 50% from three-point range and 69% (20-29) from the free throw line.

West Virginia ended the game shooting 55.4% from the field and 55.6% from three-point range. The Mountaineers also held a 32-25 rebounding advantage, including 15 offensive rebounds.

The Hawkeyes were able to protect the ball in the second half, committing just four turnovers in the final 20 minutes. Still, Iowa was not able to get any closer than 14 points in the second half.

Tucker led the Hawkeye scoring attack with a career-best 24 points, hitting 8-12 field goals and 6-9 three-pointers. Jake Kelly adding 15 points, hitting 9-10 free throws, and Jeff Peterson had 11 points. Cyrus Tate led Iowa with five rebounds and Kelly added three assists.

#### IOWA - - 68

Name	FG	3-PT	FT	RB	PF	TP	A	TO	BK	S	MN
Tucker	8-12	6-9	2-2	4	1	24	0	4	0	1	34
Gatens	2-4	1-2	1-1	3	5	6	2	3	0	0	22
Fuller	2-5	1-1	1-2	3	5	6	0	0	0	0	13
Peterson	4-6	0-0	3-4	2	5	11	1	7	0	1	23
Tate	0-0	0-0	0-0	5	1	0	0	1	0	0	24
Palmer	0-0	0-0	0-0	0	0	0	0	0	0	0	3
Bawinkel	0-1	0-1	0-0	1	0	0	0	0	0	0	11
Brommer	1-2	0-0	3-8	2	4	5	0	0	1	0	22
Davis	0-1	0-1	0-0	1	1	0	1	1	0	0	17
Kelly	3-6	0-2	9-10	3	4	15	3	4	1	0	28
Cole	0-0	0-0	1-2	0	2	1	0	1	0	0	3
Team				1							
<b>Totals</b>	<b>20-37</b>	<b>8-16</b>	<b>20-29</b>	<b>25</b>	<b>28</b>	<b>68</b>	<b>7</b>	<b>21</b>	<b>2</b>	<b>2</b>	<b>200</b>
	<b>FG%:</b>	<b>.541</b>		<b>3-PT%:</b>	<b>.500</b>			<b>FT%:</b>	<b>.690</b>		

#### WEST VIRGINIA - - 87

Name	FG	3-PT	FT	RB	PF	TP	A	TO	BK	S	MN
Butler	3-7	0-1	6-7	3	4	12	2	2	0	0	24
Ebanks	3-3	0-0	1-5	2	2	7	0	0	0	1	14
Mazzulla	4-9	1-2	4-6	3	5	13	6	1	0	0	30
Ruoff	4-8	4-6	1-2	1	1	13	3	2	1	1	36
Smith	4-6	2-2	0-0	5	3	10	3	1	3	1	26
Thoroughman	0-0	0-0	0-0	0	0	0	0	0	0	0	3
West	0-0	0-0	0-0	0	0	0	0	1	0	0	3
Jones	2-7	1-3	0-0	5	3	5	0	1	0	1	14
Sowards	1-1	1-1	0-2	0	1	3	0	0	0	0	2
Thomas	0-0	0-0	0-0	0	0	0	0	0	0	0	3
Bryant	3-7	1-3	3-5	5	3	10	1	1	0	1	17
Payne	0-0	0-0	0-0	0	0	0	0	0	0	0	2
Flowers	7-8	0-0	0-7	8	4	14	1	2	0	1	26
<b>Totals</b>	<b>31-56</b>	<b>10-18</b>	<b>15-34</b>	<b>32</b>	<b>26</b>	<b>87</b>	<b>17</b>	<b>10</b>	<b>4</b>	<b>6</b>	<b>200</b>
	<b>FG%:</b>	<b>.554</b>		<b>3-PT%:</b>	<b>.556</b>			<b>FT%:</b>	<b>.441</b>		

#### Score by Periods:

Iowa	29	39	68
West Virginia	48	39	87

Attendance: 5,000



**2008-09 Game Summaries****(7) IOWA 65, KANSAS STATE 63**  
**November 29, 2008, Orleans Arena, Las Vegas, NV**

Iowa forward Cyrus Tate scored from just on front of the basket just before the final horn sounded to lift Iowa to a 65-63 win over Kansas State in the consolation championship of the Las Vegas Invitational, earning Coach Todd Lickliter career win No. 150.

Tate's basket came after Kansas State had tied the score with seven seconds remaining. Jake Kelly found Tate near the basket for the game winner, which replays showed took place with less than one second remaining.

The Wildcats had rallied from an 11-point halftime deficit, taking their first lead of the game (53-52) with 5:12 remaining. The lead changed hands eight times and the game was tied five times in the final five minutes, with neither team leading by more than two points. Tate's free throw gave Iowa a 61-59 advantage with 1:52 left before Kansas State tied the score on a pair of free throws with 31 seconds to play. Kelly hit a jumper to give Iowa a 63-61 advantage before Kansas State knotted the score for the final time on a rebound basket.

Iowa got off to a good start in the first half, leading by as many as 13 points in the opening period before settling for a 36-25 halftime advantage. The Hawkeyes shot 41.7% from the field in the first half, including 54.5% (6-11) from three-point range. For the game Iowa shot just 36.4% from the field, but the Hawkeyes hit 26-37 (70.3%) free throws and were guilty of just 11 turnovers.

Jeff Peterson led Iowa with 18 points (11-12 free throws) and six assists, as he was named to the all-tournament team. Tate added 10 points and joined Anthony Tucker and Aaron Fuller with seven rebounds.

**KANSAS STATE - - 63**

Name	FG	3-PT	FT	RB	PF	TP	A	TO	BK	S	MN
Pullen	7-14	2-5	6-9	3	2	22	2	5	0	2	38
Colon	3-5	0-0	0-0	9	2	6	2	1	0	0	21
Clemente	1-1	0-0	0-0	0	5	2	0	1	0	0	12
Sutton	2-3	0-0	0-1	3	4	4	0	3	0	0	30
Kent	2-6	0-1	0-0	3	3	4	0	3	0	0	15
Brown	1-3	0-0	0-0	2	4	2	0	0	0	0	8
Awaji	1-2	1-1	1-2	1	2	4	0	1	0	0	14
Meriewether	0-0	0-0	2-2	3	2	2	0	0	0	0	20
Samuels	4-8	0-0	5-8	5	4	13	1	1	1	0	17
Anderson	1-1	0-0	1-6	4	1	3	0	1	0	0	17
Herrera	0-2	0-0	1-2	2	0	1	0	0	2	0	8
Team										1	
<b>Totals</b>	<b>22-45</b>	<b>3-7</b>	<b>16-30</b>	<b>36</b>	<b>29</b>	<b>63</b>	<b>5</b>	<b>16</b>	<b>3</b>	<b>2</b>	<b>200</b>
	FG%: .489			3-PT%: .429				FT%: .533			

**IOWA - - 65**

Name	FG	3-PT	FT	RB	PF	TP	A	TO	BK	S	MN
Tucker	1-11	1-7	0-1	7	3	3	0	1	0	0	28
Gatens	2-4	1-1	0-0	1	5	5	1	1	0	0	18
Fuller	2-5	0-1	3-5	7	3	7	0	2	0	2	29
Peterson	3-7	1-2	11-12	2	1	18	6	5	0	1	38
Tate	2-5	0-0	6-10	7	3	10	0	0	0	0	28
Bawinkel	1-3	1-3	0-0	0	0	3	0	0	0	1	13
Brommer	1-2	0-0	0-1	3	5	2	0	0	0	0	13
Davis	2-4	2-3	2-4	2	0	8	1	0	0	0	16
Kelly	2-3	1-2	4-4	0	3	9	1	2	0	2	14
Cole	0-0	0-0	0-0	0	1	0	0	0	0	0	3
Team											1
<b>Totals</b>	<b>16-44</b>	<b>7-19</b>	<b>26-37</b>	<b>30</b>	<b>24</b>	<b>65</b>	<b>9</b>	<b>11</b>	<b>0</b>	<b>6</b>	<b>200</b>
	FG%: .364			3-PT%: .368				FT%: .703			

**Score by Periods:**

Kansas State	25	38	63
Iowa	36	29	65

**Attendance: 5,500**