



IOWA HAWKEYES

18-8 Overall, 9-6 Big Ten

3 FINAL FOURS | 8 BIG TEN CHAMPIONSHIPS | 2 BIG TEN TOURNAMENT TITLES | 26 NCAA TOURNAMENTS

#25/24 OHIO STATE (17-8, 7-7) at #20/20 IOWA (18-8, 9-6)

Feb. 20, 2020 // Iowa City, Iowa // Carver-Hawkeye Arena // 6:01 p.m. CT

OHIO STATE BUCKEYES

Pos.	No.	Name	Ht.	Wt.	Yr.	Hometown	Statistical Summary
G	13	CJ Walker	6-1	195	RS-Jr.	Indianapolis, Ind.	7.6 ppg, 2.9 rpg, 3.2 apg
G	1	Luther Muhammad	6-3	185	So.	Newark, N.J.	6.4 ppg, 1.8 rpg, 1.4 apg
F	25	Kyle Young	6-8	205	Jr.	Canton, Ohio	7.7 ppg, 5.8 rpg, 1.0 apg
F	24	Andre Wesson	6-6	220	Sr.	Westerville, Ohio	9.0 ppg, 4.1 rpg, 1.8 apg
F	34	Kaleb Wesson	6-9	270	Jr.	Westerville, Ohio	14.1 ppg, 9.4 rpg, 2.1 apg

Head Coach: Chris Holtmann (Taylor, 1994); Third Season at Ohio State (62-32); Ninth Season Overall (176-117)

IOWA HAWKEYES

Pos.	No.	Name	Ht.	Wt.	Yr.	Hometown	Statistical Summary
G	1	Joe Toussaint	6-0	185	Fr.	Bronx, N.Y.	6.6 ppg, 2.0 rpg, 2.8 apg
G	30	Connor McCaffery	6-5	205	RS-So.	Iowa City, Iowa	6.0 ppg, 4.3 rpg, 3.6 apg
F	10	Joe Wieskamp	6-6	210	So.	Muscatine, Iowa	15.4 ppg, 6.1 rpg, 1.7 apg
F	15	Ryan Kriener	6-20	255	Sr.	Spirit Lake, Iowa	7.3 ppg, 4.1 rpg, 1.0 apg
C	55	Luka Garza	6-11	260	Jr.	Washington, D.C.	23.7 ppg, 9.8 rpg, 1.8 bpg

Head Coach: Fran McCaffery (Penn, 1979); 10th Season at Iowa (192-140); 23rd Season Overall (443-317)

GAME #27 STORYLINES

- Thursday's game will be only the third Top-25 Showdown between the two teams over the past 20 seasons, with the other two coming in 2006 (Chicago) and 2014 (Columbus).
- Iowa's next two games will be one-plays (Ohio State and Michigan State). The Hawkeyes are 3-1 in one-plays so far this season.
- All five remaining regular season games for Iowa will be Quad 1 opportunities. The Hawkeyes have seven Quad 1 wins and four Quad 2 victories. The seven Quad 1 wins are tied for the most among Big Ten teams and fifth nationally. The 11 combined victories are third most in the Big Ten behind Penn State (12) and Maryland (12).
- Iowa has six victories away from Iowa City (four true road wins), tying Michigan for fourth most in the Big Ten behind Michigan State (7), Penn State (7), and Maryland (7).
- Luka Garza (23.7) and Joe Wieskamp (14.9) combine to average 38.6 points per game, which is the fifth best Division I scoring duo in the country.
- Iowa is 12-1 at home, winning its last 11 straight at Carver-Hawkeye Arena since its only loss to DePaul (Nov. 11).
- Luka Garza tallied 38 points at Indiana (Feb. 13). The 38 points were two points shy of matching the Assembly Hall single-game record by an opponent. Garza has the two highest single-game point totals in the Big Ten this year: 44 at Michigan & 38 at Indiana.
- Luka Garza has scored 20+ points in 11 straight Big Ten games, the longest streak by a Hawkeye since Fred Brown (13) in 1971 and most by any Big Ten player over the last 20 years. Garza's 617 points are most by an Iowa junior and 10th most in a single-season.
- Connor McCaffery is the only player in the country with 95+ assists and less than 25 turnovers. He also leads the country in assist-to-turnover ratio (4.26).
- All-America candidate Luka Garza is one of only two players nationally to average better than 23 points and nine rebounds per game. Garza ranks first in the Big Ten in scoring (23.7 ppg), second in double-doubles (13), and fourth in rebounding (9.7 rpg).
- Iowa leads the Big Ten in scoring offense (78.2); the Hawkeyes led the conference in scoring two of the last six previous seasons, including last year. In Big Ten games only, Iowa leads the league in scoring (76.5), field goal percentage (.444), and assists (16.5).
- Luka Garza is trying to become just the fourth Hawkeye over the last four decades to average better than 20 points per game. The other three are Adam Haluska (20.5) in 2007, Andre Woolridge (20.2) in 1997, and Roy Marble (20.5) in 1989.

2019-20 SCHEDULE/RESULTS

Date	Opponent (TV)	Time
Nov. 8	SIU Edwardsville	W, 87-60
Nov. 11	DePaul ^	L, 78-93
Nov. 15	Oral Roberts	W, 87-74
Nov. 21	North Florida \$	W, 83-68
Nov. 24	Cal Poly \$	W, 85-59
Nov. 28	vs. #12/12 Texas Tech #	W, 72-61
Nov. 29	vs. San Diego State #	L, 73-83
Dec. 3	at Syracuse %	W, 68-54
Dec. 6	at #4/5 Michigan	L, 91-103
Dec. 9	Minnesota	W, 72-52
Dec. 12	at Iowa State +	W, 84-68
Dec. 21	vs. Cincinnati *	W, 77-70
Dec. 29	Kennesaw State	W, 93-51
Jan. 4	vs. #21/21 Penn State ~	L, 86-89
Jan. 7	at Nebraska	L, 70-76
Jan. 10	#12/14 Maryland	W, 67-49
Jan. 14	at Northwestern	W, 75-62
Jan. 17	#19/20 Michigan	W, 90-83
Jan. 22	#24/25 Rutgers	W, 85-80
Jan. 27	Wisconsin	W, 68-62
Jan. 30	at #15/15 Maryland	L, 72-82
Feb. 2	#19/19 Illinois	W, 72-65
Feb. 5	at Purdue	L, 68-104
Feb. 8	Nebraska	W, 96-72
Feb. 13	at Indiana	L, 77-89
Feb. 16	at Minnesota	W, 58-55
Feb. 20	#25/24 Ohio State (ESPN)	6:01 p.m.
Feb. 25	at Michigan State (ESPN/2)	6:01 p.m.
Feb. 29	Penn State (BTN)	11:01 a.m.
March 3	Purdue (BTN)	8:07 p.m.
March 8	at Illinois (BTN)	6 p.m.

all times listed are central

- ^ -- Gavitt Games - Iowa City
- \$ -- Las Vegas Invitational Preliminary Game
- # -- Las Vegas Invitational - Las Vegas
- % -- Big Ten/ACC Challenge
- + -- Iowa Corn Cy-Hawk Series
- * -- Chicago Legends - Chicago (United Center)
- ~ -- played at The Palestra - Philadelphia

PRONUNCIATION GUIDE

Michael Baer	BEAR
Bakari Evelyn	buh-CAR-ee EVE-uh-lyn
Luka Garza	LOU-kuh
Ryan Kriener	KREE-ner
Jack Nunge	NONE-jee (rhymes with bungee)
Cordell Pems	PEM-sull
Joe Toussaint	two-SAHNT
Joe Wieskamp	WEEZ-camp

MULTIMEDIA GAME INFORMATION

TELEVISION

- ESPN

MOBILE APPS/ONLINE

- WATCHESPN
- Jason Benetti (PxP)
- Robbie Hummel (analyst)

RADIO

- Hawkeye Radio Network
- XM 84 / Sirius 84
- Gary Dolphin (PxP)
- Bob Hansen (analyst)

LIVE STATISTICS

- Sidarm
- hawkeyesports.com

INSIDE THE NUMBERS

	IOWA	OSU
Scoring Average	78.2	71.5
Scoring Defense	71.7	61.4
Scoring Margin	+6.5	+10.1
FG%	.451	.451
FG% Defense	.431	.384
FT%	.744	.729
3-PT FG%	.349	.382
3-PT FG% Defense	.323	.333
Rebound Margin	+2.9	+5.2
Assists Per Game	17.3	13.9
Turnovers Per Game	12.2	13.3
Steals Per Game	6.5	4.9
Blocks Per Game	3.8	3.6

MISCELLANEOUS STATS

Double-Figure Scoring Games...					
Player	16-17	17-18	18-19	19-20	Career
Luka Garza	---	20	20	25	65
Jordan Bohannon	17	22	20	4	63
Joe Wieskamp	---	---	21	21	42
Bakari Evelyn	---	---	---	1	37
Cordell Pemsil	15	8	---	1	24
Ryan Kriener	2	2	7	6	20
CJ Fredrick	---	---	---	12	12
Jack Nunge	---	7	---	2	9
Connor McCaffery	---	---	3	4	7
Joe Toussaint	---	---	---	7	7
Riley Till	---	---	1	---	1

20-Point Scoring Games...					
Player	16-17	17-18	18-19	19-20	Career
Luka Garza	---	4	8	20	32
Jordan Bohannon	5	8	3	1	17
Joe Wieskamp	---	---	4	5	9
CJ Fredrick	---	---	---	3	3
Ryan Kriener	---	---	---	1	1

Double-Figure Rebounding Games...					
Player	16-17	17-18	18-19	19-20	Career
Luka Garza	---	5	1	13	19
Joe Wieskamp	---	---	1	3	4
Cordell Pemsil	2	1	---	---	3
Ryan Kriener	---	---	1	---	1
Jack Nunge	---	---	---	1	1
Connor McCaffery	---	---	---	1	1

Double-Doubles...					
Player	16-17	17-18	18-19	19-20	Career
Luka Garza	---	4	1	13	18
Jordan Bohannon	3	3	---	---	6
Joe Wieskamp	---	---	1	3	4
Cordell Pemsil	1	---	---	---	1
Jack Nunge	---	---	---	1	1
Ryan Kriener	---	---	1	---	1

4+ Three-Pointer Games...					
Player	16-17	17-18	18-19	19-20	Career
Jordan Bohannon	8	14	7	2	31
Joe Wieskamp	---	---	6	3	9
CJ Fredrick	---	---	---	1	1
Luka Garza	---	---	---	1	1

5+ Assists Games...					
Player	16-17	17-18	18-19	19-20	Career
Jordan Bohannon	20	22	11	1	54
Connor McCaffery	---	---	9	6	15
CJ Fredrick	---	---	---	6	6
Bakari Evelyn	---	1	---	3	4
Joe Wieskamp	---	---	1	2	3
Joe Toussaint	---	---	---	3	3
Cordell Pemsil	1	1	---	---	2
Ryan Kriener	---	---	1	---	1

3+ Steals Games...					
Player	16-17	17-18	18-19	19-20	Career
Connor McCaffery	---	---	1	4	5
Jordan Bohannon	---	3	1	---	4
Joe Wieskamp	---	---	---	4	4
Cordell Pemsil	---	2	---	---	2
Jack Nunge	---	2	---	---	2
Joe Toussaint	---	---	---	1	1
Luka Garza	---	1	---	---	1

3+ Blocks Games...					
Player	16-17	17-18	18-19	19-20	Career
Luka Garza	---	4	1	6	11
Ryan Kriener	2	---	1	2	5
Jack Nunge	---	2	---	---	2
Cordell Pemsil	1	---	---	---	1

MARGIN OF VICTORY/DEFEAT

Points	1	2	3	4	5	6	7	8	9	10+	15+	20+
Wins	0	0	1	0	1	1	3	0	0	4	2	5
Losses	0	0	1	0	0	1	0	0	0	4	1	1

THE SETTING

No. 20/20 Iowa (18-8, 9-6) will play three of its next four games at home, beginning Thursday against No. 25/24 Ohio State (17-8, 7-7) in the only regular season meeting between the two teams. Tipoff is set for 6:01 p.m. (CT) on Mediacom Court at Carver-Hawkeye Arena (15,056). Tickets are available for purchase: \$25 for adults and \$10 for youth and UI Students at hawkeyesports.com/tickets.

The Hawkeyes enter Thursday's game having won eight of their last 11 contests, while the Buckeyes have won five of their last six.

ON THE AIR

Radio: Iowa games are broadcast on the Hawkeye Radio Network. Gary Dolphin handles the play-by-play, along with color commentator Bob Hansen. The network includes more than 40 stations that blanket the state of Iowa and include portions of Illinois, Nebraska, Minnesota, Missouri and Wisconsin.

TV: Thursday's game will be televised nationally on ESPN. Jason Benetti and Robbie Hummel will call the action.

HAWKEYES REGISTER SEASON SWEEP OVER MINNESOTA

Iowa closed the game on an 11-0 run over the final 5:24 to post a 58-55 win on Sunday afternoon at Williams Arena in Minneapolis. It is the first season sweep by the Hawkeyes over the Golden Gophers in eight seasons and first win at Williams Arena since Jan. 15, 2015.

- National Player of the Year candidate Luka Garza scored a game-best 24 points, extending his 20-point streak to 11 straight Big Ten contests. The streak of 11 consecutive games is the most by a Hawkeye in 49 years and most by a Big Ten player in over 20 seasons.
- Iowa registered its sixth victory away from home despite scoring a season-low 58 points.
- Seven of the last eight meetings between the Hawkeyes and Gophers at Williams Arena have been decided by six points or less.
- Connor McCaffery had a fantastic game, dishing out a game-best seven assists with zero turnovers, to go along with six points and four rebounds in 39 minutes of action.
- For the second time this year, Luka Garza scored Iowa's first 10 points of the game (at Northwestern on Jan. 14). Garza's seventh point in the first half was point No. 600 this season, becoming just the 12th Hawkeye to eclipse 600 points in a single-season.
- Starting guard CJ Fredrick did not play in today's game due to injury (ankle). Ryan Kriener started his fourth game of the season, totaling 10 points, seven rebounds, and rejecting a personal-best four shots.
- Iowa improved to 13-0 this season when holding opponents to 69 points or less.
- Daniel Oturu led the Golden Gophers with 15 points, three blocked shots, and six rebounds. Gabe Kalscheur contributed 12 points in defeat.

2019-20 IOWA HAWKEYES ROSTER

No.	Name	Pos.	Ht.	Wt.	Yr.	Hometown (Last School)
0	Michael Baer	F	6-7	205	Jr.	Bettendorf, Iowa (Bettendorf)
1	Joe Toussaint	G	6-0	185	Fr.	Bronx, New York (Cardinal Hayes)
2	Jack Nunge	F	6-11	245	RS-So.	Newburgh, Ind. (Castle)
3	Jordan Bohannon	G	6-1	185	Sr.	Marion, Iowa (Linn-Mar)
4	Bakari Evelyn	G	6-2	180	RS-Sr.	Detroit, Mich. (Nebraska/Valparaiso)
5	CJ Fredrick	G	6-3	195	RS-Fr.	Cincinnati, Ohio (Covington Catholic)
10	Joe Wieskamp	G	6-6	210	So.	Muscatine, Iowa (Muscatine)
13	Austin Ash	G	6-3	175	RS-So.	Cedar Rapids, Iowa (Mount Vernon)
15	Ryan Kriener	F	6-10	255	Sr.	Spirit Lake, Iowa (Spirit Lake)
20	Riley Till	F	6-7	200	RS-Jr.	Dubuque, Iowa (Wahlert)
22	Patrick McCaffery	F	6-9	190	Fr.	Iowa City, Iowa (West)
24	Nicolas Hobbs	G	6-2	200	Jr.	Chicago, Ill. (Fenwick)
30	Connor McCaffery	G	6-5	205	RS-So.	Iowa City, Iowa (West)
35	Cordell Pemsil	F	6-9	248	RS-Jr.	Dubuque, Iowa (Wahlert)
51	Aidan Vanderloo	G	6-2	190	Fr.	Sioux City, Iowa (Sioux City East)
55	Luka Garza	C	6-11	260	Jr.	Washington, D.C. (Maret)

Head Coach: Fran McCaffery

Assistant Coaches: Kirk Speraw, Sherman Dillard, Billy Taylor

HEAD COACH FRAN McCAFFERY

Fran McCaffery, who is signed through the 2023 season, is in his 10th season as the head basketball coach at the University of Iowa and his 24th year overall as a college head coach. McCaffery has reached the 20-win plateau eight of the last 12 seasons, including four of the last six years.

McCaffery spent five seasons (2005-10) as the head coach at Siena, six years at UNC-Greensboro (1999-2005) and three seasons at Lehigh (1985-88) before joining the Hawkeyes.

McCaffery has three decades of Division I coaching experience. He concluded his 37th season as a collegiate coach in 2019, which includes 23 years as a head coach and 14 as an assistant. McCaffery is one of 14 coaches to lead at least four different Division I teams to the NCAA Tournament.

McCaffery, 59, holds a career mark of 443-317 (.583) and guided his teams to 12 postseason appearances (nine NCAA & four NIT). He is 192-140 (.578) at Iowa; the second winningest coach in program history. McCaffery led Iowa to NCAA Tournament wins in three of the last five years (2015, 2016, and 2019).

Since taking over the Iowa program in 2010, the Hawkeyes have earned seven postseason tournament berths (4 NCAA, 3 NIT). McCaffery coached Iowa to 25 victories in 2013, equaling the second-most win total in program history. McCaffery has guided seven different Hawkeyes to all-conference honors, including four straight first team honorees (2014-17). The last time Iowa had four consecutive first-team all-league honorees was 1945-48.

McCaffery has posted upper division finishes in six of the last seven seasons at Iowa and 18 of 23 seasons as a head coach. He has posted 20 wins or more nine of the last 13 seasons, including five of the last seven years at Iowa (2013, 2014, 2015, 2016, and 2019). Iowa's 163 victories between 2013-19 are the most over an eight-year span at Iowa since 1987-94.

McCaffery and the Hawkeyes have made Carver-Hawkeye Arena one of the most feared arenas to play nationally. Fans have embraced McCaffery and his team's style of play with attendance increasing by more than 50 percent since 2010. The Hawkeyes boast a 96-27 (.780) home record the last seven seasons, which includes a school-record 18 wins in 2014.

McCaffery's five years at Siena were the best in its 70-year history. He led the Saints on an incredible run that ended with three straight Metro Atlantic Athletic Conference championships and NCAA Tournament appearances.

McCaffery's Saints owned a 112-51 (.687) record in his five years with the program. He guided the Saints to four consecutive 20-win seasons. McCaffery's achievements earned the head coach Siena Hall of Fame recognition in 2017.

The 2009 MAAC Coach of the Year and 2010 District I Coach of the Year is the third winningest coach, by percentage, in league history (68-22, .756). He is the only coach to guide a MAAC program to two NCAA Tournament wins. McCaffery led his 2008 and 2009 teams to first round NCAA Tournament victories over Vanderbilt and Ohio State, respectively.

In his final two seasons at Siena, he coached the Saints to back-to-back 27-win campaigns and boasted a combined 39-3 (.929) record against MAAC opponents, which included MAAC Tournament contests.

McCaffery began his coaching career as an assistant at Penn (1982-83) and Lehigh (1983-85). After three seasons as head coach at Lehigh, he spent 11 seasons as an assistant at Notre Dame (1988-99).

McCaffery played basketball at Wake Forest his freshman year (1977-78) and then concluded his collegiate playing career at Penn his final three seasons (1979-82).

He earned his B.S. degree in Economics from The Wharton School (Penn) in 1982. McCaffery also earned a Master of Education from Lehigh in 1985.

COACHING HONORS

NABC District I Coach of the Year, 2009-10
MAAC Coach of the Year, 2008-09

HEAD COACHING EXPERIENCE

Lehigh (1985-88):49-39 (.557); 8-6 (.571) League
UNC-Greensboro (1999-05).....90-87 (.508); 49-47 (.510) League
Siena (2005-10)112-51 (.687); 68-22 (.756) League
Iowa (2010-present):..... 192-140 (.578); 87-92 (.486) League



THE McCAFFERY FILE

Born: May 23, 1959
Hometown: Philadelphia, Pennsylvania
High School: LaSalle, 1977
College: B.S. in Economics, The Wharton School (Penn), 1982
Master of Education, Lehigh, 1985
Family: Wife, Margaret
Sons, Connor, Patrick and Jonathan Francis
Daughter, Marit Katherine
Brother, Jack (sportswriter in Philadelphia area)

Coaching Honors

MAAC Coach of the Year, 2009
NABC District I Coach of the Year, 2009-10

Coaching History (36 years)

1982-83 Assistant Coach, Penn
1983-85 Assistant Coach, Lehigh
1985-88 Head Coach, Lehigh
1988-99 Assistant Coach, Notre Dame
1999-05 Head Coach, UNC-Greensboro
2005-10 Head Coach, Siena
2010-present Head Coach, University of Iowa

Coaching Chart

Overall (23 seasons): 443-317 (.583)
At Iowa (nine seasons): 192-140 (.578)
At Siena (five seasons): 112-51 (.688)
At UNCG (six seasons): 90-87 (.508)
At Lehigh (three seasons): 49-40 (.551)
NCAA Tournament (nine appearances*): 5-8
NIT (four appearances): 6-4
**McCaffery is the first coach to bring three different programs from one-bid leagues to the NCAA Tournament (conferences that sent just one team the year his program advanced).*

McCaffery in Postseason Play

1988 NCAA Tournament -- Lehigh
1989 NCAA Tournament -- Notre Dame
1990 NCAA Tournament -- Notre Dame
1992 NIT -- Notre Dame
1997 NIT -- Notre Dame
2001 NCAA Tournament -- UNC-Greensboro
2002 NIT -- UNC-Greensboro
2008 NCAA Tournament -- Siena
2009 NCAA Tournament -- Siena
2010 NCAA Tournament -- Siena
2012 NIT -- Iowa
2013 NIT -- Iowa
2014 NCAA Tournament -- Iowa
2015 NCAA Tournament -- Iowa
2016 NCAA Tournament -- Iowa
2017 NIT -- Iowa
2019 NCAA Tournament -- Iowa

Playing Experience

Wake Forest, 1977-78
Penn, 1979-82

Big Ten Standings/Schedule

Team	Big Ten	Pct.	Overall	Pct.
Maryland	11-3	.786	21-4	.840
Penn State	10-4	.714	20-5	.800
IOWA	9-6	.600	18-8	.692
Rutgers	9-6	.600	18-8	.692
Michigan State	9-6	.600	17-9	.654
Illinois	8-6	.571	16-9	.640
Wisconsin	8-6	.571	15-10	.600
Ohio State	7-7	.500	17-8	.680
Michigan	7-7	.500	16-9	.640
Purdue	7-8	.467	14-12	.538
Indiana	6-8	.429	16-9	.640
Minnesota	6-8	.429	12-12	.500
Nebraska	2-12	.143	7-18	.280
Northwestern	1-13	.071	6-18	.250

Tuesday, Feb. 18

Illinois at Penn State, 5:30 p.m.

Purdue at Wisconsin, 6 p.m.

Northwestern at Maryland, 7 p.m.

Wednesday, Feb. 19

Michigan at Rutgers, 6 p.m.

Indiana at Minnesota, 8 p.m.

Thursday, Feb. 20

Ohio State at IOWA, 6 p.m.

Michigan State at Nebraska, 7:30 p.m.

Saturday, Feb. 21

Michigan at Purdue, 1 p.m.

All times are central

National Rankings

AP Poll

Feb. 17

- Baylor
- Gonzaga
- Kansas
- San Diego State
- Dayton
- Duke
- Maryland
- Florida State
- Penn State
- Kentucky
- Louisville
- Villanova
- Auburn
- Oregon
- Creighton
- Seton Hall
- West Virginia
- Colorado
- Marquette
- IOWA**
- Butler
- Houston
- BYU
- Arizona
- Ohio State

USA Today Poll

Feb. 17

- Baylor
- Gonzaga
- Kansas
- San Diego State
- Dayton
- Duke
- Maryland
- Florida State
- Penn State
- Kentucky
- Louisville
- Auburn
- Villanova
- Seton Hall
- Creighton
- Oregon
- Colorado
- West Virginia
- Marquette
- IOWA**
- Arizona
- Houston
- Butler
- Ohio State
- Michigan State

2019-20 IOWA CAPTAINS

Iowa captains are Jordan Bohannon, Luka Garza, Ryan Kriener, and Connor McCaffery.

ALL-TIME SERIES RECORDS

Ohio State owns a slim, 81-80, advantage in the all-time series. The two teams have split the last 10 meetings, dating back to 2014.

Iowa holds a 50-28 overall advantage over the Buckeyes in Iowa City and a 20-13 edge in Carver-Hawkeye Arena. The Hawkeyes have won three of the last four contests against the Buckeyes in Iowa City, including a 72-62 win at Carver-Hawkeye Arena a year ago.

SCOUTING OHIO STATE

- After losing four straight games from Dec. 29 - Jan. 11, Ohio State (18 NET Ranking) has won six of its last nine contests.
- The Buckeyes are an impressive 13-2 at home at Value City Arena and are 4-6 in games away from Columbus, including a 2-5 mark in conference road games.
- Ohio State won its last outing, 68-52, over Purdue on Feb. 15, in Columbus. The Buckeyes made 49 percent of their field goal attempts, made five more 3-pointers (9-4), and outrebounded the Boilermakers by seven (33-26). Kyle Young scored a team-best 16 points, while Kaleb Wesson had 13 points and Luther Muhammad chipped in 11.
- Three starters average double figures in scoring: Kaleb Wesson (14.1), Duane Washington Jr. (10.6), and D.J. Carton (10.4). Wesson is fifth in the league in rebounds per game (9.4) and 3-point accuracy (.429), and 10th in points per game (14.1); CJ Walker ranks second in steals (1.3); while Kyle Young is second in field goal percentage (.595).
- Freshman guard D.J. Carton, who hails from Bettendorf, Iowa, has missed Ohio State's last five games to address his mental health.
- Ohio State has seven players who have made 20 or more 3-pointers, led by Duane Washington Jr. (40) and Andre Wesson (38). The Buckeyes rank 14th nationally in 3-point accuracy (.382) and 46th in 3-pointers made (8.7).
- The Buckeyes rank first in the Big Ten in scoring defense (61.4), 3-point field goal percentage (.382) and 3-pointers made per game (8.7); third in field goal percentage defense (.384), and fifth in rebounding margin (+5.2) and field goal accuracy (.451).
- Chris Holtmann has led Ohio State to the NCAA Tournament in each of his first two seasons. In his first season at Ohio State (2017-18), Holtmann was named Big Ten Coach of the Year. Prior to being appointed at Ohio State, Holtmann spent the previous three seasons at Butler.

LAST MEETING

Justin Ahrens scored 27 of his career-high 29 points in the second half to lift the Buckeyes to a 90-70 win over the visiting Iowa Hawkeyes on Feb. 26, 2019, in Columbus, Ohio.

- Two Hawkeyes netted double figures: Joe Wieskamp (17) and Tyler Cook (12).
- Rookie Joe Wieskamp scored 15 of his team-best 17 points via the 3-ball, sinking 5-of-6 from long distance.
- Tyler Cook controlled a team-best 10 rebounds to go along with his 12 points.
- Both teams shot the ball well from the free throw line, with each team missing only two free throws; Ohio State made 22-of-24 (.917) from the charity stripe, while Iowa was 12-of-14 (.857).
- The Buckeyes made eight of their first 10 shots of the second half, with four of the eight field goals coming from beyond the 3-point arc.
- In addition to Justin Ahrens' 29-point career high performance, four other Buckeyes reached double figures: Kaleb Wesson (18), Keyshawn Woods (13), Andre Wesson (11), and Duane Washington Jr. (10).

CONNOR McCAFFERY VALUING THE BASKETBALL

Redshirt sophomore Connor McCaffery is one of the nation's best in taking care of the basketball. McCaffery is the only player in the country with 95+ assists and less than 25 turnovers. In fact, he is one of two players since the 2007-08 season to do it, joining Jalen Avery of Kent State last season.

McCaffery is the nation's leader in assist-to-turnover ratio (4.26) and is only player in the country averaging at least six points, four rebounds, 3.5 assists per game, and fewer than one turnover per game.

McCaffery, who has had to play multiple positions this season due to lack of depth (1-4), has more steals (27) than turnovers (23).

ALL-AMERICA CANDIDATE LUKA GARZA

Luka Garza is on five late season watch lists: Wooden Award, Naismith Trophy, Oscar Robertson Trophy, Lute Olson Award, and the Kareem Abdul-Jabbar Center of the Year Award. He was also named a first-team midseason All-American by *Sporting News*.

Garza is one of only two players in the nation (only player from a Power 5 Conference) averaging 23 points and nine rebounds per game. He ranks first nationally with ten 20-point/10-rebound games this season, fourth in scoring (23.1), 13th in double-doubles (13), third in points per 40 minutes played (30.8), and 39th rebounding (9.7). His 13 double-doubles are the most by a Hawkeye in a single season since Reggie Evans' 18 during the 2001-02 season.

The native Washington, D.C., has totaled 617 points, the most by a Hawkeye to start a season since Fred Brown in 1971 and 10th all-time in a single-season at Iowa. Garza is the first Hawkeye in 49 years to score 20+ points in 11 straight Big Ten games and first Big Ten player to accomplish the feat in 20 seasons. He is one of two centers in the nation shooting 38 percent or better from 3-point range (min. 85 attempts) and ranks 13th among Big Ten players in 3-point accuracy.

He has produced the two highest point totals in a single-game by a Big Ten player this season (44 at Michigan; 38 at Indiana).

Garza was twice named Big Ten Player of the Week, Dec. 9 and Jan. 20. He averaged 33.5 points and 8.5 rebounds in road games at Syracuse and No. 4 Michigan in early December and averaged 30 points and five rebounds in wins over Northwestern and Michigan.

He is one of eight Hawkeyes in school history with 1,400 points and 600 rebounds and one of only five Big Ten student-athletes since the 2010-11 season to register multiple 30-point/10-rebounds games in the same season.

Garza has scored 25 points or more 10 times this season, including six of the last 10 contests. He has controlled eight rebounds or more in 21-of-26 contests, including 10 or more 12 times. He has grabbed 12 or more rebounds eight times. He snagged a career-best 18 boards twice this year (at Nebraska and versus Wisconsin).

Garza is one of three Big Ten players to have five or more 25-point/10-rebound performances in the same season since the 2009-10 season (Purdue's Caleb Swanigan, 2016-17; Ohio State's Evan Turner, 2009-10).

Garza is 17th on Iowa's career scoring chart with 1,436 points.

Garza amassed 77 points in two games against Michigan, the most points by any Big Ten player versus a single opponent in regular season conference play over the last 20 seasons.

COOL HAND LUKA

Luka Garza is looking to become just the sixth Iowa men's basketball player to average better than 22 points per game and first in 49 years since Fred Brown averaged 27.6 points per game in 1971. Furthermore, Garza is looking to become just the fourth Big Ten player since 1993 to average at least 23 points per game (Glenn Robinson, Shawn Respert, and Carsen Edwards).

No player has averaged more than 21.6 points per game in Big Ten play since 2000. Garza currently averages 26.7 points per game through 15 league games played. His average of 26.7 points per game in Big Ten play are the highest by a true center since Indiana's George McGinnis (29.9) in 1971.

Garza's 617 points through 26 games played overall is a single-season record by an Iowa junior, surpassing B.J. Armstrong's 592 points scored in 34 games during the 1988 season.

GARZA NAMED NATIONAL BIG PLAYER OF THE WEEK - DEC. 10

Junior Luka Garza made history by becoming the first Hawkeye in program history to earn the Oscar Robertson National Player of the Week (Dec. 10) accolade for his efforts in road games at Syracuse and Michigan. The national honor is voted upon by the U.S. Basketball Writers Association (USBWA). Garza was also named Big Ten Player of the Week.

Garza averaged 33.5 points and 8.5 rebounds in road games at Syracuse and No. 4 Michigan. He reached 1,000 career points in the process of amassing a career-high 44 points in Ann Arbor -- the most points scored in a game by an Iowa big man, third most in program history, most by an opposing player in Crisler Center history, and the most points scored by a Hawkeye since guard John Johnson poured in a school-record 49 points against Northwestern in 1970.

Garza's 44 points are believed to be the most in a game by a Big Ten player since Purdue's Glenn Robinson scored 44 against Kansas on March 24, 1994. Garza made 17 field goals versus Michigan, tying Bruce King (vs. Michigan on Jan. 31, 1976) for third most in a game in Iowa history. His 32 attempts tie three others (Fred Brown, Murray Wier and Charles Darling) for fourth most in a game in Iowa history.

Garza led Iowa to a Big Ten/ACC Challenge victory at Syracuse (68-54). The native of Washington, D.C., posted game bests in scoring (23) and rebounding (9).

LAST FIVE GAMES STATISTICS

No.	Player	Total			3-Point		F-Throw		Rebounds				PF DQ A TO BLK STL PTS AVG									
		GP-GS	MIN	AVG	FG-FGA	FG%	3FG-FGA	3FG%	FT-FTA	FT%	OFF	DEF	TOT	AVG	PF	DQ	A	TO	BLK	STL	PTS	AVG
55	GARZA, Luka	5-5	157:51	31.6	53-89	.596	11-26	.423	18-26	.692	13	22	35	7.0	15	1	4	14	8	7	135	27.0
10	WIESKAMP, Joe	5-5	161:16	32.3	25-52	.481	5-16	.313	19-25	.760	3	28	31	6.2	8	0	5	8	1	7	74	14.8
5	FREDRICK, CJ	4-4	100:57	25.2	11-24	.458	6-13	.462	4-5	.800	2	5	7	1.8	5	0	6	6	0	2	32	8.0
15	KRIENER, Ryan	5-1	105:57	21.2	13-32	.406	0-6	.000	3-5	.600	7	17	24	4.8	10	0	5	4	7	1	29	5.8
30	MCCAFFERY, Connor	5-5	164:52	33.0	7-25	.280	6-18	.333	7-8	.875	3	9	12	2.4	12	0	22	3	0	8	27	5.4
4	EVELYN, Bakari	5-0	111:41	22.3	7-21	.333	3-12	.250	8-10	.800	3	6	9	1.8	13	0	12	10	0	2	25	5.0
13	ASH, Austin	3-0	18:25	6.1	3-8	.375	3-8	.375	3-4	.750	0	5	5	1.7	2	0	2	1	0	2	12	4.0
35	PEMSL, Cordell	4-0	55:00	13.8	4-6	.667	0-1	.000	7-10	.700	3	7	10	2.5	3	0	7	3	1	1	15	3.8
1	TOUSSAINT, Joe	5-5	82:07	16.4	6-17	.353	1-3	.333	3-3	1.000	2	6	8	1.6	10	0	11	11	0	6	16	3.2
24	HOBBS, Nicolas	2-0	05:18	2.7	1-4	.250	0-0	.000	0-0	.000	0	1	1	0.5	0	0	0	1	0	0	2	1.0
20	TILL, Riley	5-0	30:44	6.1	2-5	.400	0-0	.000	0-0	.000	1	2	3	0.6	4	0	1	2	0	1	4	0.8
0	BAER, Michael	2-0	05:51	2.9	0-1	.000	0-0	.000	0-0	.000	1	0	1	0.5	1	0	0	0	0	0	0	0.0
Team											9	9	18				3					
Total		5	1000		132-284	.465	35-103	.340	72-96	.750	47	117	164	32.8	83	1	75	66	17	37	371	74.2
Opponents		5	1000		142-309	.460	50-127	.394	51-77	.662	62	117	179	35.8	90	1	89	64	16	37	385	77.0

UI ATHLETIC COMMUNICATIONS

5300 Carver-Hawkeye Arena, Iowa City, IA 52242
hawkeyesports.com • hawkeyebasketball.com

MBB CONTACT: MATTHEW WEITZEL

office: 319-335-6590 • cell: 319-430-8176

email: matthew-weitzel@hawkeyesports.com

Twitter: @BigWeitz

UI IN THE RANKINGS

NCAA NET	30
KenPom	21
Sagarin.....	36
BPI	27

UI CAREER 3-POINT FGM

1.	284	Jordan Bohannon	2016-
2.	262	Jeff Horner	2003-06
3.	239	Matt Gatens	2009-12
4.	226	Chris Kingsbury	1994-96

UI CAREER SCORING

13.	1,522	Don Nelson	1960-62
14.	1,516	Greg Brunner	2003-06
15.	1,508	Peter Jok	2014-17
16.	1,502	Jeff Horner	2003-06
17.	1,436	Luka Garza	2017-
18.	1,372	Ed Horton	1986-89
19.	1,361	Bruce King	1975-77
20.	1,343	James Moses	1989-92
21.	1,315	Tyler Cook	2016-
22.	1,310	Jordan Bohannon	2016-

UI SINGLE-SEASON SCORING

1.	699	John Johnson	1970
2.	675	Roy Marble	1989
3.	662	Fred Brown	1971
4.	645	Andre Woolridge	1997
5.	638	Greg Stokes	1985
6.	637	Adam Haluska	2007
7.	636	Peter Jok	2017
8.	632	Sam Williams	1968
9.	624	Jarrood Uthoff	2016
10.	617	Luka Garza	2020

UI SEASON SCORING (JUNIOR)

1.	617	Luka Garza	2020
2.	592	B.J. Armstrong	1988
3.	586	Acie Earl	1992
4.	554	Devyn Marble	2013
5.	544	Sam Williams	1967

UI CAREER ASSISTS

1.	612	Jeff Horner	2003-06
2.	575	Andre Woolridge	1995-97
3.	561	Dean Oliver	1998-01
4.	557	Mike Gesell	2012-16
5.	517	B.J. Armstrong	1986-89
6.	504	Jordan Bohannon	2016-
7.	480	Ronnie Lester	1977-80

UI CAREER BIG COACHING WINS

1.	125	Tom Davis	1986-99
2.	92	Lute Olson	1975-83
3.	87	Fran McCaffery	2010-

UI CAREER COACHING WINS

1.	269	Tom Davis	1986-99
2.	192	Fran McCaffery	2010-

LUKA GARZA MAKES HISTORY

- Luka Garza became the 49th Hawkeye to score No. 1,000 points, reaching the 1,000-point milestone after netting a career-high 44 points against the Wolverines on Dec. 6. Garza's 44 points are the most by an Iowa big man, third most in a single-game in program history, and are the most scored by a Hawkeye in a single-game since guard John Johnson poured in a school-record 49 points against Northwestern on Feb. 24, 1970.
- Garza's 44 points are the most scored by a visiting player in Crisler Center history, besting Ohio State's Dennis Hopson's 39 points on Jan. 8, 1987. The 44-point outburst is the second highest scoring output by any player in Crisler Center history (48 by Rudy Tomjanovich vs. Indiana on Jan. 7, 1969).
- Garza's 44 points are believed to be the most in a game by a Big Ten player since Purdue's Glenn Robinson scored 44 against Kansas on March 24, 1994.
- Garza made 17 field goals, tying Bruce King (vs. Michigan on Jan. 31, 1976) for third most in a game in Iowa history. Garza's 32 attempts tie three others (Fred Brown, Murray Wier and Charles Darling) for fourth most in Iowa history.
- Garza's 27 first-half points are the most by a Hawkeye in a half since Jarrod Uthoff had 30 at Iowa State (Dec. 10, 2015).
- Garza scored all 44 of his points against the Wolverines at the free throw line and inside the 3-point arc. Garza is the first Big Ten player to score 40 points or more without making a 3-pointer since Jared Sullinger had 40 points without a triple against IUPUI in 2010.

BIG TEN SIXTH MAN OF THE YEAR CANDIDATE

Ryan Kriener has been playing at a high level in his final season as a Hawkeye. Kriener is making a case for Big Ten Sixth Man of the Year, ranking fifth on the team in scoring (7.3) and fourth in rebounding (4.1). He is second on the team in field goal accuracy, making 75 of his 136 attempts (.551).

Kriener started his fourth game of the season on Sunday at Minnesota, totaling 10 points, seven rebounds, and rejecting a game and personal-best four shots. The Hawkeyes are 3-1 this season in games that Kriener starts.

made 16 straight field goals over a span of three home games (Kennesaw State; Maryland; Michigan). He has had four games this year where he did not miss a field goal attempt (5-of-5 vs. DePaul; 3-of-3 vs. Cal Poly; 9-of-9 vs. Kennesaw State; 2-of-2 vs. Maryland).

Kriener had a career night against Kennesaw State (Dec. 29). The senior was a perfect 9-of-9 from the field, including sinking his only 3-point attempt, and making his only free throw attempt for a career-best 20 points. Kriener scored eight straight points in the first half, while also rejecting a personal-best three shots versus Penn State (Jan. 4).

CJ FREDRICK MAKING IMMEDIATE IMPACT

Redshirt freshman CJ Fredrick has made an impact on this team. Fredrick suffered an ankle injury midway through the first half at Indiana (Feb. 13) and did not return. He missed Iowa's last game at Minnesota (Feb. 16).

Fredrick is third on the team in scoring (10.7), and first in the Big Ten in 3-point accuracy (.467, 42-of-90) and 15th in field goal percentage (.497, 80-of-161). His 10.7 points per game ranks third highest among Big Ten freshmen. Fredrick is 22-of-44 (.500) from 3-point range in 11 home games this season.

Fredrick was named Big Ten Freshman of the Week on Jan. 20, after averaging 16 points, four assists, and three rebounds in wins over Northwestern and Michigan.

Fredrick was named to the Las Vegas Invitational All-Tournament Team after averaging 13 points, 3.5 assists, and 3.0 rebounds. He equaled a personal-best 21 points in Iowa's win over Cincinnati.

The native of Cincinnati, Ohio, did not play at Syracuse due to a sore left quad and missed two and a half games (second half vs. Penn State; entire games vs. Nebraska and Maryland) due to a stress reaction in his left foot.

Fredrick has led Iowa in scoring four times (DePaul, Cal Poly, San Diego State, and Cincinnati).

IOWA HISTORY

Iowa has played 2,833 games since beginning basketball in 1902. Iowa's overall record is 1,666-1,165 (.588). Iowa's 1,666 wins are 38th most among Division I programs. That includes a 1,064-371 (.741) record in home games, a 596-793 (.429) record in contests away from Iowa City, a 784-794 (.497) mark in Big Ten games and a 469-145 (.763) record in Carver-Hawkeye Arena.

FRESHMAN GAINING CONFIDENCE

Freshman Joe Toussaint has started Iowa's last 15 games after coming off the bench in Iowa's first 11 contests.

The New York native was named Big Ten Freshman of the Week (Jan. 6) for his efforts versus No. 21 Penn State (Jan. 4). He scored a personal-best 18 points to go along with team bests in assists (4) and steals (2). Toussaint netted 16 of his 18 points in the second half and tied a personal best sinking two 3-pointers.

Toussaint is second on the squad in assists (2.7) and is fifth among active players in scoring (6.4). He started his first collegiate game on Dec. 21, versus Cincinnati. He posted personal bests in assists (7) and steals (5) against Kennesaw State (Dec. 29), while netting 18 points in the second half versus Penn State in Philadelphia.

Against North Florida, Toussaint shined, scoring seven of his 10 points and dishing out three of his four assists in highlight fashion over the final 20 minutes. The native of Bronx, New York, had 13 points, including sinking all nine free throw attempts, against San Diego State in Las Vegas (Nov. 29).

WIESKAMP NAMED PRESEASON ALL-BIG TEN

Sophomore shooting guard Joe Wieskamp is one of 10 men's basketball players selected to the 2019-20 Preseason All-Big Ten team as selected by a media voting panel.

Wieskamp was named to the five-player All-Big Ten Freshman Team a season ago, leading the team the team and finishing second in the Big Ten in 3-point field goal percentage (.424, 59-of-139). He ranked third on the team in scoring (11.1) and steals (32), and second in rebounding (4.9). The Muscatine, Iowa, native joins Ayo Dosunmu of Illinois and Maryland's Jalen Smith as the only underclassmen recognized on the 10-player team. Wieskamp is the third Hawkeye in the last five seasons to be named Preseason All-Big Ten (Peter Jok, 2016; Jarrod Uthoff, 2015).

IOWA'S STATISTICAL COMPARISONS

	All Games	Big Ten	Home Games	Away Games	Iowa Wins	Iowa Losses
Record	18-8	9-6	12-1	6-7	18-0	0-8
Points	78.2	76.5	81.8	74.7	78.8	76.9
Opp. Pts	71.7	74.9	66.8	76.6	63.6	89.9
FG%	.451	.444	.468	.435	.459	.435
FG Def.	.431	.445	.420	.441	.392	.522
3-PT%	.349	.338	.368	.331	.376	.287
3-pt. Def.	.323	.334	.300	.345	.271	.431
FT%	.744	.767	.735	.754	.737	.759
REB	37.8	37.3	39.2	36.5	39.7	33.5
AST	17.3	16.5	18.9	15.6	18.8	13.9
TO	12.2	11.9	11.5	12.9	11.7	13.4
STL	6.5	5.5	6.9	6.1	6.6	6.3
BLK	3.8	3.7	4.4	3.2	4.3	2.5

IOWA VS. RANKED TEAMS

Thursday will be Iowa's ninth game against a ranked opponent this season. The Hawkeyes are 5-3 against ranked opponents, recording wins over No. 12 Texas Tech, No. 12 Maryland, No. 19 Michigan, No. 24 Rutgers, and No. 19 Illinois.

Below are Iowa's most recent victories over nationally-ranked opponents:

At Home:	72-65 over 19th-ranked Illinois, 2/2/20
	85-80 over 24th-ranked Rutgers, 1/22/20
	90-83 over 19th-ranked Michigan, 1/17/20
	67-49 over 12th-ranked Maryland, 1/10/20
On the Road:	74-59 over 5th-ranked Michigan, 2/1/19
	59-57 over 21st-ranked Wisconsin, 3/2/17
	83-69 over 24th-ranked Maryland, 2/25/17
Neutral Court:	76-59 over 4th-ranked Michigan State, 1/14/16
	72-61 over 12th-ranked Texas Tech, 11/28/19
	79-72 over 22nd-ranked Cincinnati, 3/22/19
	77-69 over 13th-ranked Oregon, 11/15/18
	84-61 over 20th-ranked Wichita State, 11/29/15

2 HAWKEYES NAMED FINALISTS FOR POSITION AWARDS

Luka Garza and Joe Wieskamp are finalists for national position awards.

Garza is one of 10 finalists for the Kareem Abdul-Jabbar Center of the Year Award, which recognizes the top center in college basketball. Garza has been a force, leading the Big Ten in scoring (23.7) and ranking fourth in rebounding (9.7). He has scored 30+ points in five games this season, tying for sixth most in the country.

Wieskamp is one of 10 finalists for the Jerry West Shooting Guard of the Year Award. The honor recognizes the top shooting guard in college basketball. Wieskamp, who was an All-Big Ten Freshman Team last season, ranks second on the team in scoring (14.9) and rebounding (6.2) as a sophomore.

Fans can vote for Garza and Wieskamp at hoophallawards.com/men/vote.php.

FRAN McCAFFERY SIGNS FIRST GRAD TRANSFER

Fran McCaffery, who is in his 10th season as Iowa's head coach, signed his first graduate transfer last July. Bakari Evelyn, a native of Detroit, played the previous two seasons at Valparaiso (2017-18) and his freshman year at Nebraska (2016).

Last year at Valparaiso, Evelyn tied for first on the team in 3-pointers (48), ranked second in assists (68) and fifth in scoring (8.4 ppg).

As a sophomore, Evelyn was a Missouri Valley Conference All-Newcomer Team selection and was named co-MVP of the Savannah Invitational. He was the only Crusader to start all 32 games, ranking second on the team in scoring (12.6 ppg) and first in assists (93).

Evelyn saw limited action in 18 games as a freshman at Nebraska.

GARZA VS. BIG TEN BIG MEN

at Michigan (12/6)	PTS	FGM-FGA	REB	BLK	at N'western (1/14)	PTS	FGM-FGA	REB	BLK	Illinois (2/2)	PTS	FGM-FGA	REB	BLK
Luka Garza	44	17-32	8	0	Luka Garza	27	10-14	3	2	Luka Garza	25	9-16	10	1
Jon Teske	16	7-9	5	4	Ryan Young	8	3-5	4	0	Kofi Cockburn	6	2-6	6	0
Minnesota (12/9)	PTS	FGM-FGA	REB	BLK	Michigan (1/17)	PTS	FGM-FGA	REB	BLK	at Purdue (2/5)	PTS	FGM-FGA	REB	BLK
Luka Garza	21	8-17	10	1	Luka Garza	33	10-18	7	1	Luka Garza	26	10-17	1	1
Daniel Oturu	22	10-21	12	5	Jon Teske	14	5-8	2	2	Trevion Williams	9	4-6	2	0
vs. Penn State (1/4)	PTS	FGM-FGA	REB	BLK	Rutgers (1/22)	PTS	FGM-FGA	REB	BLK	Nebraska (2/8)	PTS	FGM-FGA	REB	BLK
Luka Garza	34	13-19	12	2	Luka Garza	28	11-17	13	4	Luka Garza	22	9-13	8	1
Mike Watkins	4	2-5	4	3	Myles Johnson	10	4-5	4	0	Yvan Ouedrago	2	1-5	4	0
at Nebraska (2/8)	PTS	FGM-FGA	REB	BLK	Wisconsin (1/27)	PTS	FGM-FGA	REB	BLK	at Indiana (2/13)	PTS	FGM-FGA	REB	BLK
Luka Garza	16	7-15	18	1	Luka Garza	21	6-17	18	3	Luka Garza	38	14-22	8	4
Yvan Ouedrago	5	2-4	7	0	Nate Reuvers	13	6-15	3	2	Joey Brunk	3	1-3	1	0
Maryland (1/10)	PTS	FGM-FGA	REB	BLK	at Maryland (1/30)	PTS	FGM-FGA	REB	BLK	Minnesota (2/13)	PTS	FGM-FGA	REB	BLK
Luka Garza	21	8-21	13	2	Luka Garza	21	9-19	4	2	Luka Garza	24	11-21	8	1
Jalen Smith	13	5-7	5	2	Jalen Smith	18	5-9	14	5	Daniel Oturu	15	6-13	6	3

IOWA IN BIG TEN STATISTICS

Category	All Games		Conf Only		NCAA	
	Stat	Rank	Stat	Rank	Stat	Rank
Scoring Offense	78.2	1st	76.5	1st	78.2	26th
Assist/TO Ratio	1.4	1st	1.4	3rd	1.4	7th
Assists	17.3	2nd	16.5	1st	17.3	7th
3-Pt. Field Goal %	.349	3rd	.338	5th	.349	100th
Free Throw %	.744	3rd	.767	2nd	.744	62nd
Field Goal %	.451	4th	.444	1st	.451	104th
Steals	6.5	5th	5.5	4th	6.5	165th
3-Pt. FG Per Game	7.8	6th	7.4	7th	7.8	115th
Turnover Margin	+0.5	6th	-0.7	9th	+0.5	162nd
3-PT FG Defense	.323	7th	.334	9th	.323	135th
Rebound Margin	+2.9	8th	+1.7	5th	+2.9	97th
Scoring Margin	+6.5	8th	+1.6	6th	+6.5	78th
Blocked Shots	3.8	9th	3.7	8th	3.8	97th
FG% Defense	.431	13th	.445	12th	.431	195th
Scoring Defense	71.7	13th	74.9	13th	71.7	247th

Category	Player	All Games		NCAA	
		Stat	Rank	Stat	Rank
Double-Doubles	Luka Garza	13	1st	13	13th
Scoring	Luka Garza	23.7	1st	23.7	4th
	Joe Wieskamp	14.9	9th	---	---
Rebounding	CJ Fredrick	10.7	28th	---	---
	Luka Garza	9.7	4th	9.7	39th
Steals	Joe Wieskamp	6.2	13th	---	---
	Joe Toussaint	1.3	2nd	---	---
Assists	Joe Wieskamp	1.2	7th	---	---
	Connor McCaffery	3.8	7th	3.8	163rd
Blocked Shots	Luka Garza	1.7	9th	1.8	58th
FG%	Luka Garza	.556	6th	.556	44th
	3-pointers	Joe Wieskamp	1.9	9th	---
3-point FG%	CJ Fredrick	1.9	9th	---	---
	CJ Fredrick	.467	1st	---	---
FT%	Luka Garza	.388	13th	---	---
	Joe Wieskamp	.828	3rd	.828	93rd
Assist/TO Ratio	Connor McCaffery	4.26	1st	4.26	1st
Minutes Played	Joe Wieskamp	32.2	10th	---	---

McCAFFERY'S JOIN LIST OF BROTHERS ON SAME TEAM

Redshirt sophomore Connor McCaffery and freshman Patrick McCaffery are one of 16 brothers nationally who are playing on the same Division I team this season. The McCaffery's at Iowa join brothers playing at Oklahoma State, Ohio, Northwestern State, Vermont, Pepperdine, Eastern Washington, Mount St. Mary's, Navy, Maryland, Coppin State, Boston College, Robert Morris, Ohio State, SIUE, and The Citadel.

Iowa is one of 13 father/coach and son/player duos in Division I in 2019-20 (Cal Poly, Central Connecticut State, Davidson, Detroit Mercy, Illinois, Oregon State, Portland, Syracuse, Texas Southern, UT Martin, Utah, and Wright State). Of the 13 schools, the McCaffery's are the only program with a father/coach and two sons on the roster.

McCAFFERY'S JOIN LIST OF BROTHERS ON SAME TEAM

Redshirt sophomore Connor McCaffery and freshman Patrick McCaffery are one of 16 brothers nationally who are playing on the same Division I team this season. The McCaffery's join brothers playing at Oklahoma State, Ohio, Northwestern State, Vermont, Pepperdine, Eastern Washington, Mount St. Mary's, Navy, Maryland, Coppin State, Boston College, Robert Morris, Ohio State, SIUE, and The Citadel.

Iowa is one of 13 father/coach and son/player duos in Division I in 2019-20 (Cal Poly, Central Connecticut State, Davidson, Detroit Mercy, Illinois, Oregon State, Portland, Syracuse, Texas Southern, UT Martin, Utah, and Wright State). Of the 13 schools, the McCaffery's are the only program with a father/coach and two sons on the roster.

GARZA, DOYLE NAMED TO NAISMITH TROPHY WATCH LISTS

Iowa is one of eight schools nationally that has both a male (Luka Garza) and a female (Kathleen Doyle) on the Naismith Trophy Midseason team.

HAWKEYE FASTBREAKS

- Iowa is 3-1 in Big Ten one-plays. The Hawkeyes beat Northwestern, Rutgers, and Wisconsin. Iowa lost at Indiana and will play Ohio State (home) and Michigan State (away) later this month.
- The Hawkeyes have posted five victories over ranked opponents this season.
- Iowa is 13-0 this season when holding opponents to 69 points or fewer. The Hawkeyes are 13-2 when outrebounding their opponents this season.
- Iowa and Maryland are the only Big Ten schools to have both their men's and women's basketball teams ranked in the AP Top 25 this week.
- Iowa has been nationally ranked in the AP Poll each of the last five weeks and in the Coaches Poll six straight weeks.
- Iowa is 14-5 this season when Luka Garza nets 20 points or more and 17-4 when Joe Wieskamp scores in double figures.
- Iowa won five straight Big Ten games during the month of January, marking the fourth time in the last six seasons that the Hawkeyes have won at least five consecutive Big Ten games (2019-20; 2018-19; 2015-16; 2014-15).
- The Hawkeyes registered 189 wins over the last decade, the third highest winning decade in program history. Iowa won 207 games in the 1980's and 194 in the 1990's.
- Iowa recorded an 84-68 win over Iowa State in Ames on Dec. 12. The win snapped Iowa State's eight-game win streak over the Hawkeyes in Hilton Coliseum. The Hawkeye victory is Iowa's first over the Cyclones in Ames since March 21, 2003.
- Luka Garza and CJ Fredrick were named to the 2019 Las Vegas Invitational All-Tournament Team.
- Iowa finished runners-up at the Las Vegas Invitational, beating No. 12 Texas Tech in the semifinals and falling to undefeated San Diego State in the championship game.
- Iowa's 85 points are the most Rutgers has allowed this season (Jan. 22). The Hawkeyes were also the first Rutgers opponent to shoot better than 50 percent from the field this season.
- Iowa visited The Palestra in Philadelphia on Jan. 4, for a Big Ten game against Penn State. It marked the Hawkeyes' first visit to the historic building since 1961. Fran McCaffery played in The Palestra for three years while a guard at Penn (1980-82).
- Iowa held Maryland to 49 points on Jan. 10 in Iowa City, its fewest point total against the Hawkeyes in the 10-game series and the fewest the Terrapins have scored in a league game since joining the Big Ten in 2014-15.
- Jordan Bohannon dished out a season-high 10 assists (zero turnovers) against Minnesota (Dec. 9), marking the seventh time in his career that the senior was credited with 10 assists or more.
- Luka Garza netted a career-high 30 points, bolstered by sinking 12 field goals against Oral Roberts (Nov. 15). The 12 field goals made ties four former Hawkeyes for most in a single-game in the Fran McCaffery era (Peter Jok, Jarrod Uthoff, Matt Gatens, and Isaiah Moss). Garza is the seventh Hawkeye to score 30 or more points in a single game in the McCaffery era. Garza is the first Hawkeye to total 29 or more points in back-to-back games (Oral Roberts, North Florida) since Matt Gatens in 2011-12.
- Iowa's 96 points against Nebraska on Feb. 8 (96-72) in Iowa City is a season high and most points scored against Nebraska in the 34-game series history. The 24-point win is Iowa's third largest margin of victory over Nebraska in the series.

- Iowa held the Minnesota to 52 points on Dec. 9, the fewest in the series since 2007 (49). The Hawkeyes held Maryland to 49 points on Jan. 10, its lowest point total in a league game since joining the Big Ten in 2014-15.
- Luka Garza netted a career-high 30 points, making 12 field goals, including two 3-pointers, and four free throws. The 12 field goals made ties four former Hawkeyes for most in a single-game in the Fran McCaffery era (Peter Jok, Jarrod Uthoff, Matt Gatens, and Isaiah Moss). Garza is the seventh Hawkeye to score 30 or more points in a single game in the McCaffery era.
- Iowa won 21 games in the 2018-19 regular season, matching the highest total in 13 seasons (2015 and 2016).
- Iowa has qualified for four NCAA tournaments over the last six years (2014, 2015, 2016, 2019) and seven postseason tournaments over the last eight seasons (4 NCAA; 3 NIT).
- Iowa posted five victories over nationally-ranked opponents in 2018-19, equaling Iowa's highest total in the Fran McCaffery era and the most since 2006 (8).
- Iowa has won 64 of its last 69 nonconference home games, dating back to 2012.
- Iowa is 95-23 when scoring 80 points or more, the last 10 seasons. The Hawkeyes are 78-2 when holding opponents to fewer than 61 points, the last 10 years.
- Fran McCaffery has guided Iowa to upper division finishes in the Big Ten in six of the last seven seasons. McCaffery has accumulated 18 first division finishes in 23 years as a head coach.
- Fran McCaffery has guided Iowa to 20 wins or more in five of the last seven seasons and upper division finishes in the Big Ten six of the last seven seasons. Only Michigan State (7) has more first division finishes than Iowa (6) and Wisconsin (6) since the 2013 season.

BOHANNON UNDERGOES SEASON-ENDING SURGERY

Senior Jordan Bohannon underwent season-ending hip surgery (left) on Dec. 19, at the University of Iowa Hospitals & Clinics. Recovery from this procedure is typically 6-9 months.

The Hawkeye guard had the same procedure successfully performed on his right hip this past May and played in 10 games this season (8.8 ppg and 3.3 apg). During the course of the last couple months, pain developed in his left hip that ultimately resulted in the decision for additional surgery.

A third-team All-Big Ten performer last year, Bohannon was credited with a team-best 118 assists, becoming just the seventh Hawkeye to register three 100-assist seasons. He is one of 10 Division I basketball players since 1992, to total at least 79 3-pointers and 118 assists in each of his first three seasons. As a junior, Bohannon ranked third on the team in scoring (11.6 ppg) and led the Big Ten in free throw accuracy during league play. Bohannon is Iowa's all-time leader in 3-point field goals made (284).

Bohannon became the seventh Hawkeye to register three 100-assist seasons (Dean Oliver, Jeff Horner, B.J. Armstrong, Andre Woolridge, Mike Gesell, Devyn Marble).

NUNGE SUFFERS TORN ACL

Sophomore Jack Nunge suffered a season-ending torn anterior cruciate ligament (ACL) of his right knee on Nov. 24, against Cal Poly. The injury occurred late in the first half as Nunge was driving to the basket.

Nunge (6-foot-11, 245 pounds) started Iowa's first five games, averaging six points, 4.6 rebounds, and 1.8 assists. The native of Newburgh, Indiana, redshirted last season.

3 HAWKEYES RETURN AFTER REDSHIRT YEAR

Forwards Jack Nunge and Cordell Pems, along with guard CJ Fredrick are on this season's roster after redshirting a year ago.

Nunge saw action in all 33 games as a freshman, ranking second on the team in blocked shots (25), fourth in steals (21), and fifth in scoring (5.7). However, Nunge will miss the remainder of the 2019-20 season after suffering a torn ACL in his right knee in Iowa's fifth contest of the season. Pems played in two nonconference games before undergoing a procedure to remove hardware near his knee last December.

Fredrick was the 2018 Kentucky Gatorade Player of the Year his senior year at Covington Catholic High School.

Joining the three redshirts on the roster this season will be newcomers: Bakari Evelyn, Joe Toussaint, Patrick McCaffery, and Aidan Vanderloo. Evelyn is a graduate transfer from Valparaiso, while Toussaint, McCaffery and Vanderloo (walk-on) are true freshmen.

"HAWK TALK WITH FRAN McCAFFERY"

Iowa basketball fans may join Iowa Coach Fran McCaffery, and radio announcers Gary Dolphin and Bob Hansen for the "Hawk Talk with Fran McCaffery" radio show. The next show will take place Wednesday (Feb. 19) at Twelve01 Kitchen and Tap in Coralville, from 7-8:30 p.m. (CT). Fans can submit their questions for Coach McCaffery via Twitter by using the hashtag #HawkTalk.

LUTE OLSON ENSHRINED IN HALL OF FAME

Former Iowa head men's basketball coach Lute Olson was enshrined in the College Basketball Hall of Fame in Kansas City on Nov. 24. Olson coached Iowa for nine seasons (1974-83), taking the Hawkeyes to five straight NCAA Tournaments, including the 1980 Final Four. He left as the Hawkeyes' winningest coach -- his 165 wins now rank third most in school history. Olson was instrumental in the vision and construction of Carver-Hawkeye Arena, which opened on Jan. 5, 1983. Olson went on to coach at the University of Arizona for 25 years (1983-2008).

COACHING EXPERIENCE

Fran McCaffery has the most experienced coaching staffs in the country. The Iowa men's basketball staff has 72 years of combined collegiate head coaching experience and more than 125 years of collegiate coaching under their belts.

Iowa is one of two programs nationwide who have four current/former Division I head coaches on their active coaching staffs (Pitt).

Listed below are the number of years of head coaching experience on the Iowa staff.

Coach	Years
Fran McCaffery	23 years
Kirk Speraw	20 years
Sherman Dillard	10 years
Billy Taylor	14 years
Al Seibert	5 years

RECENT GRADUATES PLAYING PROFESSIONAL BASKETBALL

A number of recent Iowa basketball graduates are playing professionally: Jarrod Uthoff (NBA G League: Memphis Hustle), Nicholas Baer (NBA G League; Raptors 905), Devyn Marble (Italy), Tyler Cook (NBA G League; Canton Charge), Adam Woodbury (NBA G League: Grand Rapids Drive), Anthony Clemmons (Monaco), Gabriel Olaseni (Turkey), Melsahn Basabe (Slovakia), Peter Jok (France), and Aaron White (Spain).

13 AUSTIN ASH

RS-Sophomore • Guard • 6-3 • 175
Cedar Rapids, Iowa • Mount Vernon HS



2019-20 GAME-BY-GAME STATS

Opponent	Date	GS	MIN	Total		3-Pointers		Free throws		Rebounds			PF	A	T/O	BLK	STL	PTS	AVG	
				FG-FGA	PCT	3FG-3FGA	PCT	FT-FTA	PCT	OFF	DEF	TOT								AVG
SIUE	11/08/2019		02:13	0-0	.000	0-0	.000	0-0	.000	0	0	0	0.0	0	0	1	0	0	0.0	
North Florida	11/21/2019		01:20	0-0	.000	0-0	.000	0-0	.000	0	0	0	0.0	0	0	0	0	0	0.0	
Cal Poly	11/24/2019		02:38	0-2	.000	0-1	.000	0-0	.000	0	0	0	0.0	1	0	0	0	1	0.0	
Wisconsin	01/27/2020		00:00	0-0	.000	0-0	.000	0-0	.000	0	0	0	0.0	0	0	0	0	0	0.0	
at Maryland	01/30/2020		00:12	0-1	.000	0-1	.000	0-0	.000	0	0	0	0.0	0	0	0	0	0	0.0	
at Purdue	02/05/2020		04:13	1-2	.500	1-2	.500	0-0	.000	0	1	1	0.2	1	1	1	0	0	3	0.5
Nebraska	02/08/2020		09:02	2-5	.400	2-5	.400	2-2	1.000	0	2	2	0.4	1	0	0	0	0	8	1.6
at Indiana	02/13/2020		05:10	0-1	.000	0-1	.000	1-2	.500	0	2	2	0.6	0	1	0	0	2	1	1.5
Totals		0	24:48	3-11	.273	3-10	.300	3-4	.750	0	5	5	0.6	3	2	0	3	12	1.5	

SEASON / CAREER STATS

POINTS

SEASON: 8 vs. NEBRASKA (2/8/20)
CAREER: 9 vs. SAVANNAH STATE (12/22/18)

REBOUNDS

SEASON: 2, 2X, LAST AT INDIANA (2/3/20)
CAREER: 2, 2X, LAST AT INDIANA (2/3/20)

ASSISTS

SEASON: 1, 2X, LAST AT INDIANA (2/3/20)
CAREER: 2 vs. SAVANNAH STATE (12/22/18)

BLOCKS

SEASON: - - -
CAREER: - - -

STEALS

SEASON: 2 AT INDIANA (2/3/20)
CAREER: 2 AT INDIANA (2/3/20)

MINUTES

SEASON: 9 vs. NEBRASKA (2/8/20)
CAREER: 19 vs. SAVANNAH STATE (12/22/18)

FIELD GOALS MADE

SEASON: 2 vs. NEBRASKA (2/8/20)
CAREER: 3 vs. SAVANNAH STATE (12/22/18)

FIELD GOALS ATTEMPTED

SEASON: 5 vs. NEBRASKA (2/8/20)
CAREER: 9 vs. SAVANNAH STATE (12/22/18)

3-POINT FIELD GOALS MADE

SEASON: 2 vs. NEBRASKA (2/8/20)
CAREER: 3 vs. SAVANNAH STATE (12/22/18)

3-POINT FIELD GOALS ATTEMPTED

SEASON: 5 vs. NEBRASKA (2/8/20)
CAREER: 8 vs. SAVANNAH STATE (12/22/18)

FREE THROWS MADE

SEASON: 2 vs. NEBRASKA (2/8/20)
CAREER: 2 vs. NEBRASKA (2/8/20)

FREE THROWS ATTEMPTED

SEASON: 2, 2X, LAST AT INDIANA (2/13/20)
CAREER: 2, 2X, LAST AT INDIANA (2/13/20)

- Posted career highs in steals (2) and rebounds (2) to go along with one point and an assist at Indiana
- Set season highs in minutes (9), points (8), 3-pt FGM (2), and 3-pt FGA (5) in home win over Nebraska
- Non-scholarship athlete
- Academic All-Big Ten honoree (2019)

PRODUCTION TRACKER

	Season	Career
Scored 10+ Points:	0	0
Scored 15+ Points:	0	0
Scored 20+ Points:	0	0
Had 5+ Assists:	0	0
Had 3+ Blocks:	0	0
Had 3+ Steals:	0	0
Made 3+ 3-Pointers:	0	1
Led Team in Scoring:	0	0
Led Team in Rebounding:	0	0
Led Team in Assists:	0	0
Led Team in Steals:	1	2
Led Team in Blocks:	0	0
Double-Double:	0	0



CAREER STATS

YEAR	G/GS	FG-A	PCT	3-PT	PCT	FT-A	PCT	REB	AVG	PF-FO	AST	TO	BLK	STL	PTS	AVG
Fresh.	9/0	5-18	.278	5-16	.313	0-1	.000	5	0.6	1-0	4	0	0	3	15	1.7
Soph.	8/0	3-11	.273	3-10	.300	3-4	.750	5	0.6	3-0	2	2	0	3	12	1.5
TOTALS	17/0	8-29	.276	8-26	.308	3-5	.600	10	0.6	4-0	6	2	0	6	27	1.6

0 MICHAEL BAER

Junior • Forward • 6-7 • 205
Bettendorf, Iowa • Bettendorf HS



2019-20 GAME-BY-GAME STATS

Opponent	Date	GS	MIN	Total		3-Pointers		Free throws		Rebounds				PF	A	T/O	BLK	STL	PTS	AVG
				FG-FGA	PCT	3FG-3FGA	PCT	FT-FTA	PCT	OFF	DEF	TOT	AVG							
Cal Poly	11/24/2019		02:38	0-0	.000	0-0	.000	0-0	.000	0	1	1	1.0	0	0	0	0	0	0	0.0
Kennesaw St.	12/29/2019		05:28	1-1	1.000	0-0	.000	0-2	.000	1	2	3	2.0	1	0	0	0	2	1.0	
at Purdue	02/05/2020		02:12	0-0	.000	0-0	.000	0-0	.000	0	0	0	1.3	0	0	0	0	0	0.7	
Nebraska	02/08/2020		03:39	0-1	.000	0-0	.000	0-0	.000	1	0	1	1.3	1	0	0	0	0	0.5	
Totals		0	13:57	1-2	.500	0-0	.000	0-2	.000	2	3	5	1.3	2	0	0	0	2	0.5	

SEASON / CAREER STATS

POINTS

SEASON: 2 VS. KENNESAW STATE (12/29/19)
CAREER: 3, 2X, LAST VS. SAVANNAH ST. (12/22/18)

REBOUNDS

SEASON: 3 VS. KENNESAW STATE (12/29/19)
SEASON: 3 VS. KENNESAW STATE (12/29/19)

ASSISTS

SEASON: ---
CAREER: ---

BLOCKS

SEASON: ---
CAREER: ---

STEALS

SEASON: ---
CAREER: ---

MINUTES

SEASON: 5 VS. KENNESAW STATE (12/29/19)
CAREER: 7 VS. SAVANNAH STATE (12/22/18)

FIELD GOALS MADE

SEASON: 1 VS. KENNESAW STATE (12/29/19)
CAREER: 1, 3X, LAST VS. KENNESAW STATE (12/29/19)

FIELD GOALS ATTEMPTED

SEASON: 1, 2X, LAST VS. NEBRASKA (2/8/20)
CAREER: 2 VS. ALABAMA STATE (11/21/18)

3-POINT FIELD GOALS MADE

SEASON: ---
CAREER: 1 VS. SAVANNAH STATE (12/22/18)

3-POINT FIELD GOALS ATTEMPTED

SEASON: ---
CAREER: 1 VS. SAVANNAH STATE (12/22/18)

FREE THROWS MADE

SEASON: ---
CAREER: 1 VS. ALABAMA STATE (11/21/18)

FREE THROWS ATTEMPTED

SEASON: 2 VS. KENNESAW STATE (12/29/19)
CAREER: 2, 3X, LAST VS. KENNESAW STATE (12/29/19)

- Non-scholarship athlete
- Academic All-Big Ten honoree (2019)

PRODUCTION TRACKER

	Season	Career
Scored 10+ Points:	0	0
Scored 15+ Points:	0	0
Scored 20+ Points:	0	0
Had 5+ Assists:	0	0
Had 3+ Blocks:	0	0
Had 3+ Steals:	0	0
Made 3+ 3-Pointers:	0	0
Led Team in Scoring:	0	0
Led Team in Rebounding:	0	0
Led Team in Assists:	0	0
Led Team in Steals:	0	0
Led Team in Blocks:	0	0
Double-Double:	0	0



CAREER STATS

YEAR	G/GS	FG-A	PCT	3-PT	PCT	FT-A	PCT	REB	AVG	PF-FO	AST	TO	BLK	STL	PTS	AVG
Soph.	9/0	2-4	.500	1-1	1.000	1-4	.250	4	0.4	1-0	0	1	0	0	6	0.7
Junior	4/0	1-2	.500	0-0	.000	0-2	.000	5	1.3	2-0	0	0	0	0	2	0.5
TOTALS	13/0	3-6	.500	1-1	1.000	1-6	.167	9	0.7	3-0	0	1	0	0	8	0.6

3 JORDAN BOHANNON

Senior • Guard • 6-1 • 185
Marion, Iowa • Linn-Mar HS



2019-20 GAME-BY-GAME STATS

Opponent	Date	GS	MIN	Total		3-Pointers		Free throws		Rebounds				PF	A	T/O	BLK	STL	PTS	AVG
				FG-FGA	PCT	3FG-3FGA	PCT	FT-FTA	PCT	OFF	DEF	TOT	AVG							
SIUE	11/08/2019		19:14	2-5	.400	1-4	.250	4-4	1.000	0	2	2	2.0	0	4	0	0	0	9	9.0
DePaul	11/11/2019		16:06	1-6	.167	1-3	.333	0-0	.000	0	0	0	1.0	1	0	2	0	1	3	6.0
Oral Roberts	11/15/2019		22:18	4-8	.500	3-7	.429	0-0	.000	0	1	1	1.0	3	2	0	0	1	11	7.7
North Florida	11/21/2019		18:18	2-8	.250	1-6	.167	0-0	.000	0	1	1	1.0	0	2	0	0	1	5	7.0
vs Texas Tech	11/28/2019	*	33:25	4-11	.364	4-9	.444	8-8	1.000	0	1	1	1.0	1	6	1	0	0	20	9.6
vs San Diego St.	11/29/2019	*	23:01	1-4	.250	1-3	.333	0-0	.000	0	0	0	0.8	2	2	3	0	2	3	8.5
at Syracuse	12/03/2019	*	36:41	6-15	.400	5-14	.357	0-0	.000	1	0	1	0.9	3	1	1	0	1	17	9.7
at Michigan	12/06/2019	*	29:36	3-11	.273	2-6	.333	0-0	.000	0	0	0	0.8	3	3	1	0	0	8	9.5
Minnesota	12/09/2019	*	24:48	0-4	.000	0-2	.000	0-0	.000	0	5	5	1.2	2	10	0	0	0	0	8.4
at Iowa St.	12/12/2019	*	26:39	2-12	.167	2-7	.286	6-6	1.000	0	5	5	1.6	2	3	3	0	2	12	8.8
Totals		6	250:06	25-84	.298	20-61	.328	18-18	1.000	1	15	16	1.6	17	33	11	0	8	88	8.8

SEASON / CAREER STATS

POINTS

SEASON: 20 vs. TEXAS TECH (11/28/19)
CAREER: 30 vs. UAB (11/22/17)

REBOUNDS

SEASON: 5, 2X, LAST AT IOWA STATE (12/12/19)
CAREER: 6, 3X, LAST vs. TENNESSEE (3/24/19)

ASSISTS

SEASON: 10 vs. MINNESOTA (12/9/19)
CAREER: 13 vs. TCU (3/19/17)

BLOCKS

SEASON: - - -
CAREER: 1, 2X, LAST AT MINNESOTA (2/8/17)

STEALS

SEASON: 2, 2X, LAST AT IOWA STATE (12/12/19)
CAREER: 6 vs. PITTSBURGH (11/27/18)

MINUTES

SEASON: 37 AT SYRACUSE (12/4/19)
CAREER: 45 AT MINNESOTA (2/8/17)

FIELD GOALS MADE

SEASON: 6 AT SYRACUSE (12/4/19)
CAREER: 9 vs. UAB (11/22/17)

FIELD GOALS ATTEMPTED

SEASON: 15 AT SYRACUSE (12/4/19)
CAREER: 18 AT NOTRE DAME (11/29/16)

3-POINT FIELD GOALS MADE

SEASON: 5 AT SYRACUSE (12/4/19)
CAREER: 8 AT MARYLAND (2/25/17)

3-POINT FIELD GOALS ATTEMPTED

SEASON: 14 AT SYRACUSE (12/4/19)
CAREER: 15 AT NOTRE DAME (11/29/16)

FREE THROWS MADE

SEASON: 8 vs. TEXAS TECH (11/28/19)
CAREER: 10, 2X, LAST vs. NEBRASKA (1/6/19)


FREE THROWS ATTEMPTED

SEASON: 8 vs. TEXAS TECH (11/28/19)
CAREER: 10, 4X, LAST vs. NEBRASKA (1/7/19)

- Elected to undergo season-ending hip surgery (left) on Dec. 19
- Dished out 10 assists (zero turnovers) in win over Minnesota to become the sixth Hawkeye in program history to score 1,000+ points and 500+ assists
- Recorded his seventh career game with 10 or more assists in win over Minnesota
- His 504 assists are the sixth most in program history and 14 away from passing B.J. Armstrong for fifth all-time
- Six points away from passing former teammate Tyler Cook for 20th all-time on Iowa's career scoring list
- A perfect 18-of-18 from the free throw line this year, and has made 24 straight FTs dating back to last season
- Drained five of his last eight 3-pointers in win at Syracuse after starting 0-for-6 to set season high in threes
- Scored season high & team-best 20 points (4-9 3FG, 8-8 FT) in his first start of the year in win over #12 Texas Tech
- Became Iowa's all-time leader in 3-pointers made last season, passing Jeff Horner's (2003-06) mark of 262

PRODUCTION TRACKER

	Season	Career
Scored 10+ Points:	4	63
Scored 15+ Points:	2	38
Scored 20+ Points:	1	17
Had 5+ Assists:	2	50
Had 3+ Blocks:	0	0
Had 3+ Steals:	0	4
Made 3+ 3-Pointers:	3	48
Led Team in Scoring:	1	21
Led Team in Rebounding:	0	0
Led Team in Assists:	3	69
Led Team in Steals:	3	66
Led Team in Blocks:	0	0
Double-Double:	0	6



CAREER STATS

YEAR	G/GS	FG-A	PCT	3-PT	PCT	FT-A	PCT	REB	AVG	PF-FO	AST	TO	BLK	STL	PTS	AVG
Fresh.	34/28	118-304	.388	89-214	.416	47-55	.855	76	2.2	55-0	175	76	2	29	372	10.9
Soph.	33/33	137-324	.423	96-223	.430	75-83	.904	74	2.2	59-0	178	68	0	22	445	13.5
Junior	35/35	112-294	.381	79-206	.383	102-117	.880	84	2.4	61-0	118	58	0	23	405	11.6
Senior	10/6	25-84	.298	20-61	.328	18-18	1.000	16	1.6	17-0	33	11	0	8	88	8.8
TOTALS	112/102	392-1006	.390	284-704	.403	242-273	.886	250	2.2	192-0	504	213	2	82	1,310	11.7

4 BAKARI EVELYN

RS-Senior • Guard • 6-2 • 180
 Detroit, Mich. • Southfield Christian/Nebraska/Valparaiso



2019-20 GAME-BY-GAME STATS

Opponent	Date	GS	MIN	Total		3-Pointers		Free throws		Rebounds				PF	A	T/O	BLK	STL	PTS	AVG
				FG-FGA	PCT	3FG-3FGA	PCT	FT-FTA	PCT	OFF	DEF	TOT	AVG							
SIUE	11/08/2019		15:32	1-2	.500	1-2	.500	2-2	1.000	0	0	0	0.0	1	1	1	0	0	5	5.0
DePaul	11/11/2019		15:35	0-2	.000	0-2	.000	0-0	.000	0	1	1	0.5	1	3	0	0	2	0	2.5
Oral Roberts	11/15/2019		10:24	0-1	.000	0-1	.000	0-0	.000	0	1	1	0.7	1	0	1	0	0	0	1.7
North Florida	11/21/2019		12:44	0-4	.000	0-2	.000	0-0	.000	0	0	0	0.5	1	1	1	0	0	0	1.3
Cal Poly	11/24/2019		14:29	2-2	1.000	0-0	.000	0-1	.000	0	0	0	0.4	0	0	3	0	0	4	1.8
vs Texas Tech	11/28/2019		08:05	0-1	.000	0-1	.000	0-0	.000	0	0	0	0.3	2	1	0	0	0	0	1.5
vs San Diego St.	11/29/2019		17:00	1-1	1.000	1-1	1.000	0-0	.000	1	1	2	0.6	3	0	1	0	2	3	1.7
at Syracuse	12/03/2019		18:03	1-3	.333	1-3	.333	0-0	.000	0	1	1	0.6	1	1	2	0	1	3	1.9
at Michigan	12/06/2019		08:42	0-0	.000	0-0	.000	0-0	.000	0	0	0	0.6	1	0	0	0	0	0	1.7
Minnesota	12/09/2019		09:48	0-0	.000	0-0	.000	0-0	.000	0	1	1	0.6	0	0	1	0	0	0	1.5
at Iowa St.	12/12/2019		07:03	0-1	.000	0-1	.000	1-2	.500	1	0	1	0.6	0	0	1	0	1	1	1.5
vs Cincinnati	12/21/2019		28:47	4-7	.571	3-4	.750	4-4	1.000	2	5	7	1.2	1	4	5	0	0	15	2.6
Kennesaw St.	12/29/2019		19:19	1-2	.500	1-2	.500	0-0	.000	0	1	1	1.2	2	3	2	0	1	3	2.6
vs Penn St.	01/04/2020		22:32	0-1	.000	0-0	.000	0-0	.000	1	1	2	1.2	3	2	2	0	0	0	2.4
at Nebraska	01/07/2020		14:39	0-3	.000	0-3	.000	0-0	.000	0	0	0	1.1	3	2	0	1	0	0	2.3
Maryland	01/10/2020		30:02	1-7	.143	1-6	.167	0-0	.000	2	3	5	1.4	4	2	3	0	0	3	2.3
at Northwestern	01/14/2020		27:31	3-7	.429	2-4	.500	0-0	.000	0	5	5	1.6	2	7	0	0	0	8	2.6
Michigan	01/17/2020		19:34	0-2	.000	0-1	.000	0-0	.000	0	1	1	1.6	2	5	1	0	0	0	2.5
Rutgers	01/22/2020		12:05	0-1	.000	0-1	.000	0-0	.000	0	2	2	1.6	3	3	2	0	0	0	2.4
Wisconsin	01/27/2020		10:50	0-2	.000	0-1	.000	0-0	.000	0	0	0	1.5	1	1	0	0	0	0	2.3
at Maryland	01/30/2020		11:55	0-2	.000	0-1	.000	2-2	1.000	0	0	0	1.4	0	1	0	0	1	2	2.2
Illinois	02/02/2020		15:55	0-1	.000	0-1	.000	0-0	.000	0	1	1	1.4	3	2	0	0	0	0	2.1
at Purdue	02/05/2020		22:33	1-4	.250	1-4	.250	1-2	.500	1	1	2	1.4	1	5	2	0	0	4	2.2
Nebraska	02/08/2020		16:31	1-7	.143	1-4	.250	2-2	1.000	1	1	2	1.5	4	2	1	0	0	5	2.3
at Indiana	02/13/2020		27:28	3-5	.600	0-1	.000	3-4	.750	0	2	2	1.5	2	1	4	0	1	9	2.6
at Minnesota	02/16/2020		29:14	2-4	.500	1-2	.500	2-2	1.000	1	1	2	1.5	3	3	3	0	1	7	2.8
Totals			0 446:20	21-72	.292	13-48	.271	17-21	.810	10	29	39	1.5	45	50	36	1	10	72	2.8

SEASON / CAREER STATS

POINTS

SEASON: 15 vs. CINCINNATI (12/21/19)
 CAREER: 30 vs. UNCW (11/25/17)

REBOUNDS

SEASON: 7 vs. CINCINNATI (12/21/19)
 CAREER: 9 AT SOUTHERN ILLINOIS (2/3/18)

ASSISTS

SEASON: 7 AT NORTHWESTERN (1/14/20)
 CAREER: 7, 3x, LAST AT NORTHWESTERN (1/14/20)

BLOCKS

SEASON: 1 AT NEBRASKA (1/7/19)
 CAREER: 1, 6x, LAST AT SOUTHERN ILLINOIS (1/12/19)

STEALS

SEASON: 2, 2x, LAST vs. SAN DIEGO STATE (11/29/19)
 CAREER: 4, 3x, LAST AT UNLV 11/28/18

MINUTES

SEASON: 30 vs. MARYLAND (1/10/20)
 CAREER: 39, 3x, LAST AT EVANSVILLE (2/2/19)

FIELD GOALS MADE

SEASON: 4 vs. CINCINNATI (12/21/19)
 CAREER: 10 AT GEORGE WASHINGTON (12/8/18)

FIELD GOALS ATTEMPTED

SEASON: 7, 5x, LAST vs. NEBRASKA (2/8/20)
 CAREER: 18 AT ILLINOIS STATE (1/27/18)

3-POINT FIELD GOALS MADE

SEASON: 3 vs. CINCINNATI (12/21/19)
 CAREER: 6 AT GEORGE WASHINGTON (12/8/18)

3-POINT FIELD GOALS ATTEMPTED

SEASON: 6 vs. MARYLAND (1/10/20)
 CAREER: 10 AT UC RIVERSIDE (12/20/17)

FREE THROWS MADE

SEASON: 4 vs. CINCINNATI (12/21/19)
 CAREER: 11 vs UNCW (11/25/17)

FREE THROWS ATTEMPTED

SEASON: 4, 2x, LAST AT INDIANA (2/13/20)
 CAREER: 11 vs UNCW (11/25/17)

- Sank two clutch free throws in the final minutes in win at Minnesota (Feb. 16)
- Tallied nine points, two rebounds, one steal, and an assist at Indiana
- Dished out five assists at Purdue (Feb. 5) -- his fourth game with at least four assists
- Tied career high with seven assists in win over Northwestern (Jan. 14), while adding eight points and five rebounds
- Scored season-high 15 points on three 3-point field goals in win over Cincinnati (Dec. 21)
- First graduate transfer under Fran McCaffery; previously played at Nebraska (2017) & Valparaiso (2018, 2019)

PRODUCTION TRACKER

	Season	Career
Scored 10+ Points:	1	37
Scored 15+ Points:	1	13
Scored 20+ Points:	0	5
Had 5+ Assists:	2	7
Had 3+ Blocks:	0	0
Had 3+ Steals:	0	7
Made 3+ 3-Pointers:	1	18
Led Team in Scoring:	0	13
Led Team in Rebounding:	0	4
Led Team in Assists:	5	26
Led Team in Steals:	2	21
Led Team in Blocks:	1	6
Double-Double:	0	0



CAREER STATS

YEAR	G/GS	FG-A	PCT	3-PT	PCT	FT-A	PCT	REB	AVG	PF-FO	AST	TO	BLK	STL	PTS	AVG
FR (Neb)	18/0	7-23	.304	2-15	.133	8-8	1.000	9	0.5	14-0	4	8	0	0	24	1.3
SO (Valpo)	32/32	140-312	.449	57-149	.383	65-85	.765	98	3.1	71-0	93	88	3	44	402	12.6
JR (Valpo)	32/14	91-271	.336	48-157	.306	40-52	.769	76	2.4	61-0	68	64	3	18	270	8.4
SR (Iowa)	26/0	21-72	.292	13-48	.271	17-21	.810	39	1.5	45-0	50	36	1	10	72	2.8
TOTALS	108/46	259-678	.382	120-369	.325	130-166	.783	222	2.1	191-0	215	196	7	72	768	7.1

5 CJ FREDRICK

RS-Freshman • Guard • 6-3 • 195
Cincinnati, Ohio • Covington Catholic



2019-20 GAME-BY-GAME STATS

Opponent	Date	GS	MIN	Total		3-Pointers		Free throws		Rebounds				PF	A	T/O	BLK	STL	PTS	AVG	
				FG-FGA	PCT	3FG-3FGA	PCT	FT-FTA	PCT	OFF	DEF	TOT	AVG								
SIUE	11/08/2019	*	19:02	2-3	.667	0-1	.000	0-0	.000	0	1	1	1.0	1	4	1	0	1	4	4.0	
DePaul	11/11/2019	*	25:07	5-7	.714	2-3	.667	4-6	.667	0	0	0	0.5	3	1	2	0	2	16	10.0	
Oral Roberts	11/15/2019	*	23:51	2-7	.286	1-4	.250	1-1	1.000	3	2	5	2.0	2	3	1	1	0	6	8.7	
North Florida	11/21/2019	*	18:55	2-6	.333	1-2	.500	0-0	.000	0	0	0	1.5	1	3	1	0	0	5	7.8	
Cal Poly	11/24/2019	*	25:46	7-8	.875	5-5	1.000	2-3	.667	1	0	1	1.4	0	5	0	0	1	21	10.4	
vs Texas Tech	11/28/2019	*	28:38	3-5	.600	2-3	.667	2-2	1.000	0	3	3	1.7	2	2	3	0	1	10	10.3	
vs San Diego St.	11/29/2019	*	31:30	6-10	.600	2-5	.400	2-3	.667	2	1	3	1.9	1	5	1	0	1	16	11.1	
at Michigan	12/06/2019	*	29:37	3-6	.500	0-2	.000	0-0	.000	0	0	0	1.6	2	5	2	0	0	6	10.5	
Minnesota	12/09/2019	*	28:26	4-7	.571	2-4	.500	0-1	.000	0	1	1	1.6	2	2	0	0	0	10	10.4	
at Iowa St.	12/12/2019	*	32:15	4-8	.500	3-6	.500	0-0	.000	0	0	0	1.4	2	0	0	0	2	11	10.5	
vs Cincinnati	12/21/2019	*	37:16	6-11	.545	3-6	.500	6-8	.750	2	1	3	1.5	3	1	3	1	1	21	11.5	
Kennesaw St.	12/29/2019	*	25:18	3-5	.600	2-3	.667	0-0	.000	0	4	4	1.8	2	5	1	1	2	8	11.2	
vs Penn St.	01/04/2020	*	13:47	0-4	.000	0-2	.000	0-0	.000	1	0	1	1.7	1	2	0	0	0	0	10.3	
at Northwestern	01/14/2020	*	30:55	4-10	.400	3-7	.429	0-0	.000	0	2	2	1.7	1	5	2	0	2	11	10.4	
Michigan	01/17/2020	*	38:04	6-9	.667	3-4	.750	6-6	1.000	0	4	4	1.9	1	3	4	1	0	21	11.1	
Rutgers	01/22/2020	*	35:30	3-8	.375	2-7	.286	0-0	.000	1	1	2	1.9	2	3	1	0	0	8	10.9	
Wisconsin	01/27/2020	*	36:51	5-11	.455	2-5	.400	5-6	.833	3	1	4	2.0	2	2	2	0	1	17	11.2	
at Maryland	01/30/2020	*	35:12	4-12	.333	3-8	.375	1-1	1.000	0	2	2	2.0	3	1	1	0	1	12	11.3	
Illinois	02/02/2020	*	35:53	6-8	.750	2-4	.500	4-5	.800	1	2	3	2.1	1	1	0	0	0	18	11.6	
at Purdue	02/05/2020	*	24:48	3-6	.500	2-2	1.000	0-0	.000	0	1	1	2.0	1	2	4	0	1	8	11.5	
Nebraska	02/08/2020	*	29:05	2-9	.222	2-6	.333	0-0	.000	1	2	3	2.0	2	3	1	0	1	6	11.2	
at Indiana	02/13/2020	*	11:11	0-1	.000	0-1	.000	0-0	.000	0	0	0	2.0	1	0	1	0	0	0	10.7	
Totals			22	616:57	80-161	.497	42-90	.467	33-42	.786	15	28	43	2.0	36	58	31	4	17	235	10.7

SEASON / CAREER STATS

POINTS

SEASON: 21, 3X, LAST VS. MICHIGAN (1/17/20)

REBOUNDS

SEASON: 5 VS. ORAL ROBERTS (11/15/19)

ASSISTS

SEASON: 5, 5X, LAST AT NORTHWESTERN (1/14/20)

BLOCKS

SEASON: 1, 4X, LAST VS. MICHIGAN (1/17/20)

STEALS

SEASON: 2, 4X, LAST AT NORTHWESTERN (1/14/20)

MINUTES

SEASON: 38 VS. MICHIGAN (1/17/20)

FIELD GOALS MADE

SEASON: 7 VS. CAL POLY (11/24/19)

FIELD GOALS ATTEMPTED

SEASON: 12 AT MARYLAND (1/30/20)

3-POINT FIELD GOALS MADE

SEASON: 5 VS. CAL POLY (11/24/19)

3-POINT FIELD GOALS ATTEMPTED

SEASON: 8 AT MARYLAND (1/30/20)

FREE THROWS MADE

SEASON: 6, 2X, LAST VS. MICHIGAN (1/17/20)

FREE THROWS ATTEMPTED

SEASON: 8 VS. CINCINNATI (12/21/19)

- Missed Minnesota game (Feb. 16) and second half of Indiana game (Feb. 13) with sprained ankle
- Named B1G Freshman of the Week (Jan. 20) after matching season-high 21 points in win over #19 Michigan, aided by three 3-pointers and season-high six free throws made
- Iowa's third-leading scorer (10.7); tied for 30th in the Big Ten in scoring; ranked third among Big Ten freshmen
- Shooting a team-best 46.7 percent (42-of-90); (would lead the Big Ten, but does not qualify)
- Tied for ninth in the conference in 3-pointers made per game (1.9)
- His 2.6 assists per game average ranks third best among Big Ten freshmen
- Made three or more 3-pointers in six games; Iowa is 5-1 in such games
- Tallied five assists in five games (Cal Poly, San Diego State, Michigan, Kennesaw State, Northwestern)
- Did not play in Iowa's road game at Syracuse on Dec. 3 (quad)
- Named to the Las Vegas Invitational All-Tournament Team after averaging 13 points per game on 60 percent shooting (9-of-15) and 3.5 assists per game over Thanksgiving
- Redshirted last season

PRODUCTION TRACKER

	Season	Career
Scored 10+ Points:	12	12
Scored 15+ Points:	7	7
Scored 20+ Points:	3	3
Had 5+ Assists:	5	5
Had 3+ Blocks:	0	0
Had 3+ Steals:	0	0
Made 3+ 3-Pointers:	6	6
Led Team in Scoring:	2	2
Led Team in Rebounding:	0	0
Led Team in Assists:	3	3
Led Team in Steals:	5	5
Led Team in Blocks:	1	1
Double-Double:	0	0



CAREER STATS

YEAR	G/GS	FG-A	PCT	3-PT	PCT	FT-A	PCT	REB	AVG	PF-FO	AST	TO	BLK	STL	PTS	AVG
Fresh.	22/22	80-161	.497	42-90	.467	33-42	.786	43	2.0	36-0	58	31	4	17	235	10.7



2019-20 GAME-BY-GAME STATS

Opponent	Date	GS	MIN	Total		3-Pointers		Free throws		Rebounds			PF	A	T/O	BLK	STL	PTS	AVG		
				FG-FGA	PCT	3FG-3FGA	PCT	FT-FTA	PCT	OFF	DEF	TOT								AVG	
SIUE	11/08/2019	*	26:07	7-13	.538	0-1	.000	6-10	.600	3	9	12	12.0	0	0	2	2	0	20	20.0	
DePaul	11/11/2019	*	25:08	5-12	.417	2-3	.667	2-2	1.000	4	4	8	10.0	0	1	3	1	0	14	17.0	
Oral Roberts	11/15/2019	*	29:46	12-19	.632	2-4	.500	4-8	.500	6	4	10	10.0	1	1	2	1	2	30	21.3	
North Florida	11/21/2019	*	27:56	12-18	.667	2-2	1.000	3-6	.500	5	7	12	10.5	2	0	0	3	0	29	23.3	
Cal Poly	11/24/2019	*	26:53	8-13	.615	1-2	.500	1-2	.500	1	8	9	10.2	0	1	1	3	0	18	22.2	
vs Texas Tech	11/28/2019	*	32:51	7-13	.538	0-2	.000	3-6	.500	1	11	12	10.5	3	1	3	2	1	17	21.3	
vs San Diego St.	11/29/2019	*	24:38	3-8	.375	1-3	.333	2-2	1.000	3	5	8	10.1	4	1	2	0	1	9	19.6	
at Syracuse	12/03/2019	*	35:56	9-15	.600	1-1	1.000	4-5	.800	4	5	9	10.0	1	2	2	0	1	23	20.0	
at Michigan	12/06/2019	*	36:25	17-32	.531	0-3	.000	10-13	.769	6	2	8	9.8	4	0	0	0	0	44	22.7	
Minnesota	12/09/2019	*	29:53	8-17	.471	1-2	.500	4-5	.800	4	6	10	9.8	3	2	3	1	1	21	22.5	
at Iowa St.	12/12/2019	*	34:16	9-16	.563	1-3	.333	2-3	.667	6	5	11	9.9	2	3	0	1	0	21	22.4	
vs Cincinnati	12/21/2019	*	34:26	5-12	.417	1-4	.250	1-4	.250	3	10	13	10.2	4	2	3	5	1	12	21.5	
Kennesaw St.	12/29/2019	*	22:58	9-11	.818	0-1	.000	5-8	.625	2	6	8	10.0	1	2	0	1	2	23	21.6	
vs Penn St.	01/04/2020	*	34:56	13-19	.684	1-3	.333	7-14	.500	6	6	12	10.1	3	0	1	2	1	34	22.5	
at Nebraska	01/07/2020	*	36:01	7-15	.467	0-4	.000	2-3	.667	6	12	18	10.7	2	2	0	1	1	16	22.1	
Maryland	01/10/2020	*	35:13	8-21	.381	1-4	.250	4-6	.667	5	8	13	10.8	3	1	2	1	2	21	22.0	
at Northwestern	01/14/2020	*	23:56	10-14	.714	2-3	.667	5-6	.833	0	3	3	10.4	3	0	2	2	0	27	22.3	
Michigan	01/17/2020	*	32:39	10-18	.556	2-3	.667	11-13	.846	1	6	7	10.2	2	0	2	1	1	33	22.9	
Rutgers	01/22/2020	*	34:32	11-17	.647	2-4	.500	4-7	.571	5	8	13	10.3	3	0	0	4	2	28	23.2	
Wisconsin	01/27/2020	*	36:54	6-17	.353	0-2	.000	9-13	.692	6	12	18	10.7	3	0	4	3	0	21	23.1	
at Maryland	01/30/2020	*	24:46	9-19	.474	2-5	.400	1-2	.500	1	3	4	10.4	4	2	2	2	0	21	23.0	
Illinois	02/02/2020	*	33:12	9-16	.563	4-9	.444	3-5	.600	4	6	10	10.4	2	1	4	1	1	25	23.0	
at Purdue	02/05/2020	*	30:41	10-17	.588	1-4	.250	5-7	.714	1	0	1	10.0	3	0	2	1	2	26	23.2	
Nebraska	02/08/2020	*	26:39	9-13	.692	2-4	.500	2-3	.667	2	6	8	9.9	2	2	2	1	2	22	23.1	
at Indiana	02/13/2020	*	39:40	14-22	.636	3-6	.500	7-8	.875	2	6	8	9.8	3	0	3	4	0	38	23.7	
at Minnesota	02/16/2020	*	27:39	11-21	.524	1-3	.333	1-3	.333	4	4	8	9.7	5	1	3	1	2	24	23.7	
Totals			26	804:02	238-428	.556	33-85	.388	108-164	.659	91	162	253	9.7	63	25	47	45	22	617	23.7

SEASON / CAREER STATS

POINTS

SEASON: 44 AT MICHIGAN (12/6/19)
CAREER: 44 AT MICHIGAN (12/6/19)

REBOUNDS

SEASON: 18, 2X, LAST VS. WISCONSIN (1/27/20)
CAREER: 18, 2X, LAST VS. WISCONSIN (1/27/20)

ASSISTS

SEASON: 3 AT IOWA STATE (12/12/19)
CAREER: 3, 6X, LAST AT IOWA STATE (12/12/19)

BLOCKS

SEASON: 5 VS. CINCINNATI (12/21/19)
CAREER: 5, 2X, LAST VS. CINCINNATI (12/21/19)

STEALS

SEASON: 2, 5X, LAST AT MINNEOSTA (2/16/20)
CAREER: 3 VS. DRAKE (12/16/17)

MINUTES

SEASON: 39 AT INDIANA (2/13/20)
CAREER: 39 AT INDIANA (2/13/20)

FIELD GOALS MADE

SEASON: 17 AT MICHIGAN (12/6/19)
CAREER: 17 AT MICHIGAN (12/6/19)

FIELD GOALS ATTEMPTED

SEASON: 32 AT MICHIGAN (12/6/19)
CAREER: 32 AT MICHIGAN (12/6/19)

3-POINT FIELD GOALS MADE

SEASON: 4 VS. ILLINOIS (2/2/20)
CAREER: 4 VS. ILLINOIS (2/2/20)

3-POINT FIELD GOALS ATTEMPTED

SEASON: 9 VS. ILLINOIS (2/2/20)
CAREER: 9 VS. ILLINOIS (2/2/20)

FREE THROWS MADE

SEASON: 11 VS. MICHIGAN (1/17/20)
CAREER: 11 VS. MICHIGAN (1/17/20)

FREE THROWS ATTEMPTED

SEASON: 14 VS. PENN STATE (1/4/20)
CAREER: 14 VS. PENN STATE (1/4/20)

Accolades

- Wooden Award Late Season Top 20; Naismith Trophy Midseason Watch List; Oscar Robertson Trophy Semifinalist; Lute Olson Award Midseason Top 30; *Sporting News* Midseason First-Team All-American; Kareem Abdul-Jabbar Award Center of the Year Finalist
- Two-time Jay Bilas National Player of the Week; Jan. 21 following 33-point game at home against Michigan and Dec. 9 following dominant performances on the road at Syracuse and Michigan
- First ever Hawkeye to earn Oscar Robertson National Player of the Week (Dec. 10) after averaging 33.5 points and 8.5 rebounds in road games at Syracuse and Michigan
- Two-time Big Ten Player of the Week; Jan. 20 after averaging 30 points & five rebounds in wins at Northwestern and vs. #19 Michigan and Dec. 9)
- Named Andy Katz/March Madness Player of the Week (Dec. 16) following a pair of double-doubles in wins over Minnesota and Iowa State
- Named to Las Vegas Invitational All-Tournament Team

Statistical Season Highlights

- Only Power 5 conference player and one of two players nationally averaging 23+ points and 9+ rebounds
- Scored 20 or more points in 11 straight Big Ten games, longest streak by a Hawkeye in 49 years
- Shooting 44.1 percent (19-of-43) from 3-point range in last seven games; one of two centers in the nation shooting 39 percent or better from 3-point range (min. 85 attempts)
- Produced the two highest single-game scoring efforts in the Big Ten this season, with both coming on the road (44 at Michigan; 38 at Indiana)
- His 13 double-doubles this year are second in the Big Ten and tied for the 13th most in the nation
- Increased his scoring average by 10.6 points and rebounding average by 5.2 boards from previous year
- Needed only 19 games in his junior campaign to best his season point totals from his freshman (400) and sophomore (419) seasons
- His 10 games of 20+ points and 10+ rebounds are tied for the NCAA lead; his five games of 25+ points and 10+ rebounds are the most from a player in a major conference and no other Big Ten player has more than three
- Leads the country with a 36.78 Player Efficiency Rating (PER); (average is 15.00)
- Ranks third nationally in points per 40 minutes (30.8)
- Leads Big Ten in scoring & is fourth in the country (23.7); his 20 games of 20+ points are tied for the second most in the nation; his five 30-point games are tied for the eighth most
- Ranks second in the Big Ten in field goal accuracy (.556) and 44th nationally
- Leads the Big Ten in FGM (238) and FGA (428); ranks second in the nation in FGM and 10th in FGA
- Ranks fourth in the Big Ten and 39th in the nation in overall rebounding (9.7); ranks third in the Big Ten in offensive rebounding (3.5) and 27th nationally; recorded 13 games of 10+ rebounds
- Averaging 26.7 points and 9.4 rebounds in Big Ten play, ranking first in scoring and fifth in rebounding
- Draws 6.3 fouls per game, including a season-high 12 vs. Michigan, and averaging 6.3 free throw attempts per game
- Leads Iowa in blocks (1.8), which is ninth best in the Big Ten
- Sank multiple 3-pointers in seven of the last 10 games, including three in Iowa's last game at Indiana

CAREER STATS

YEAR	G/GS	FG-A	PCT	3-PT	PCT	FT-A	PCT	REB	AVG	PF-FO	AST	TO	BLK	STL	PTS	AVG
Fresh.	33/26	146-262	.557	16-46	.348	92-135	.681	211	6.4	80-2	35	35	32	11	400	12.1
Soph.	32/30	156-294	.531	21-72	.292	86-107	.804	144	4.5	74-1	28	42	17	10	419	13.1
Junior	26/26	238-428	.556	33-85	.388	108-164	.659	253	9.7	63-1	25	47	45	22	617	23.7
TOTALS	91/82	540-984	.549	70-203	.345	286-406	.704	608	6.7	217-3	88	124	94	43	1,436	15.8

MORE GARZA STATS AND FACTS

BIG TEN'S LEADING SCORER | PLAYER OF THE YEAR & FIRST TEAM ALL-AMERICA CANDIDATE | #VOTEGARZA

Historical Milestones


- Became the seventh Hawkeye to score 600 points in one season after scoring 24 points at Minnesota (Feb. 16); surpassed the 500-point mark in the Illinois' (Feb. 2) game
- Ranks 17th on Iowa's all-time career scoring list (1,436) and 10th in a single-season (617)
- His 617 points are the most points by a junior in Iowa single-season history, surpassing B.J. Armstrong's 592 points scored in 34 games during the 1988 season
- One of only eight Hawkeyes in school history with 1,400 points and 600 rebounds
- Became 27th Hawkeye to join the 1,000-point/500-rebound club with 18-rebound performance against Nebraska
- First Hawkeye with 10+ double-doubles since Greg Brunner had 11 in 2005-06; his 13 double-doubles are the most by a Hawkeye in a single season since Reggie Evans' 18 during the 2001-02 season
- Became the 49th Hawkeye to score 1,000 points with his career-high 44-point output at #4 Michigan
- His 44 points were the most in a single-game by an Iowa big man, third most in a single-game in program history, most scored by a Hawkeye in a single-game since guard John Johnson (49) in 1970, and most scored by a visiting player in Crisler Center history
- Garza's 44-point effort at Michigan ties for the fifth highest point total in a single-game in the NCAA this season

Game-By-Game Highlights

- Scored 22 points vs. Nebraska (Feb. 8), 38 points at Indiana (Feb. 13), and 24 points in 27 minutes, including Iowa first 10, in road win at Minnesota (Feb. 16) to record to bring his 20-point game streak to 11 games -- the longest streak by a Hawkeye in 49 years
- His 38-point outburst at Indiana was the fifth time this season he netted 30+ points; he also blocked a game-high four shots and snagged a team-best eight rebounds against the Hoosiers
- Garza's 38-point performance at Indiana is the third highest point total by a second time this season in win over Wisconsin (Jan. 27) -- the 18 rebounds are tied for the most in the McCaffery era
- Recorded third straight game with at least 27 points in win over #24 Rutgers, while adding 13 rebounds; he's grabbed 12 boards or more in eight contests this season
- Topped 30 points for the fourth time this season with 33-point performance over #19 Michigan, sinking a career-high 11 free throws
- Scored 27 points (10-14 FG) in only 24 minutes in win over Northwestern (Jan. 14)
- Etched name in Hawkeye record book with 44-point performance at #4 Michigan, making 17-of-32 field goals
- Made 12 of his last 13 shots in his 29-point performance against North Florida, becoming the first Hawkeye since Matt Gatens in 2011-12 to record 29+ points in back-to-back games

Miscellaneous Stats

- On track to become fourth Big Ten player since 1993 to average 23 points or better (Shawn Respert, Carson Edwards, Glenn Robinson)
- His scoring average of 26.7 points per game in Big Ten play is the highest by a true center since Indiana's George McGinnis (29.9) in 1971.
- No player has averaged more than 21.6 points per game in Big Ten play since 2000. Garza currently averages 26.7 points per game through 15 league games played
- His five games with 25+ points & 10+ rebounds are tied for the most in the Big Ten in the last 10 seasons
- Averaging 27.9 points and 9.9 rebounds in eight games against AP Top-25 teams this season
- Only two players over the last 15 seasons have averaged 25.0+ points and 10.0+ rebounds against ranked opponents -- Kevin Durant (Texas, '06-'07) and Michael Beasley (Kansas State, '07-'08)
- One of five Big Ten players since 2010-11 with multiple 30-point/10-rebound games in the same season
- Only player with multiple 30-point games against a single opponent this season
- Garza's 77 points against Michigan are the most by any Big Ten player versus a single opponent in regular season conference play over the last 20 seasons



PRODUCTION TRACKER

	Season	Career
Scored 10+ Points:	25	65
Scored 15+ Points:	23	50
Scored 20+ Points:	20	32
Had 5+ Assists:	0	0
Had 3+ Blocks:	5	10
Had 3+ Steals:	0	1
Made 3+ 3-Pointers:	2	3
Led Team in Scoring:	17	32
Led Team in Rebounding:	21	38
Led Team in Assists:	0	3
Led Team in Steals:	5	9
Led Team in Blocks:	14	34
Double-Double:	13	18

NATIONAL RANKINGS

STAT	VALUE	RANK
Player Efficiency Rating (PER)	36.78	1st
20-Point/10-Rebound Games	10	T-1st
20-Point Games	20	T-1st
Field Goals Made	238	2nd
Points Per 40 Minutes	30.8	3rd
Points Per Game	23.7	4th
30-Point Games	5	T-9th
Double-Doubles	13	T-13th
Free Throw Attempts	164	22nd
Offensive Rbs Per Game	3.5	27th
Rebounds Per Game	9.7	39th
Field Goal Percentage	.556	44th

HEAR FROM THE EXPERTS

WHAT THEY'RE SAYING ABOUT LUKA GARZA

Dave Revsine (2/16/20)

"Luka Garza is phenomenal. As good as he looks on TV, it's that much more impressive in person. He made himself into a great player through hard work and dedication."

Gary Parrish (2/14/20)

"He is an overwhelming force, around the rim and out to the 3-point line. I feel comfortable right now saying Luka is going to a first-team All-American and is a deserving candidate for National Player of the Year."

Minnesota Head Coach Richard Pitino (2/16/20)

"Luka Garza is terrific, one of the best players in the country."

Indiana Head Coach Archie Miller (2/13/20)

"I have the utmost respect for Luka Garza. He has to be the national Player of the Year."

Nebraska Head Coach Fred Hoiberg (2/8/20)

"Luka Garza is as good a player as there is in the country right now. He obviously has a skillset; you can't stop him in the paint when he gets an angle. He carves out space as well as anybody I have seen at this level. He is able to step out and knock down the three, but the thing I like most is his intensity, effort, and relentlessness and it is a good lesson for our young players to go out there and play with that type of effort every possession."

Lefty Driesell, Maryland legend and father of Garza's high school coach, via BTN The Journey (2/5/20)

"Right now he's the best post-up big man in America. He has all kinds of moves: hook shots, up-and-unders, goes underneath the basket, turnaround jumper. If he pulled up and made four or five threes a game, he'd be all-world."

Illinois Head Coach Brad Underwood (2/2/20)

"(Iowa) has a National Player of the Year candidate in Luka Garza, who proved tonight why he is every bit of that."

Mike DeCourcy (1/28/20)

"Luka Garza would be your midseason Big Ten Player of the Year. (He's) proving to be a nightmare for opposing defenders because he can shoot away from the basket. He is shooting over 38 percent from 3-point range; there are a lot of shooting guards that would love to (shoot that percentage). (Luka) has great strength and toughness. You can knock him down and he comes back fighting harder – he's been the best player in the league this year."

Sean Farnham (1/28/20)

"Luka Garza has dominated the game at both ends of the floor. He's been playing the best basketball of anybody in the best conference."

Wisconsin Head Coach Greg Gard (1/27/20)

"His growth and development is similar to what I saw with Frank Kaminsky. Watching last year's film and then seeing him this year up close, he's made a tremendous jump, and he's done a terrific job with his body. He plays with a tremendous motor."

Jon Rothstein (1/27/20)

"America is officially running out of adjectives for Luka Garza. First-Team All-American."

Rutgers Head Coach Steve Pikiell (1/22/20)

"(Luka Garza) can post guys up and play angles. He's relentless. He's a problem for a lot of people. This league is filled with a lot of good guys and he's right at the top of the list."

Stephen Bardo (1/22/20)

"If (Luka Garza) isn't first-team All-America, I don't know who is. He does everything, but sell popcorn and posters."

Michigan Head Coach Juwan Howard (1/17/20)

"(Luka) has proven that he is one of the best college basketball players in the country."

Jeff Goodman (1/17/20)

"(Luka Garza) has had one heck of a season. He is squarely in the mix for National Player of the Year."

Seth Greenberg (1/18/20)

"Luka Garza plays harder than any player in college basketball. That dude is as efficient and productive as any player in America. He has to be in the conversation (for the best player in the country)."

Stephen Bardo (1/4/20)

"If you look up the word, 'work' in the dictionary, you see a picture of Luka Garza. He can't go on vacation without working on his game. He can beat you inside and outside. Luka is one of the premiere players in the country. He keeps coming at you. Luka is a joy to watch."

Robbie Hummel (12/29/19)

"Luka Garza is the MVP of the Big Ten through the first semester of play. He's one of the most improved players in all of college basketball. Luka has every move in the post. He has great handle for his size."

Seth Greenberg (12/12/19)

"Luka Garza is a terrific player. He has great foot work, he can step out and shoot the three, and is a very good passer. He has a complete offensive game. He is a relentless worker. Luka is a tough match-up because of his energy, passion, work ethic, and how versatile he is around the basket."

Dan Dakich (12/12/19)

"I believe Luka Garza is a first-team All-American right now. He can do everything. He's as tough a player you are ever going to find. If there is a guy playing better than him in the country, I need to see him. He can shoot it, and plays harder than anybody on the court. He's fun to watch. He's everything you want in a college basketball player."

Robbie Hummel (12/9/19)

"He wears you down. He will bury you in the paint. He's so good at getting position and holding defenders off. He draws contact and draws fouls as good as anyone in the country. He puts pressure on your defense. He's such a nimble athlete. You love his balance. He gets to where he wants to go and takes contact. He is so impressive. He is playing like an All-American."

Jon Rothstein (12/3/19)

"Luka Garza is playing as well as any big man in college basketball. Has taken a massive step forward. Performing like an All-American for Iowa."

24 NICOLAS HOBBS

Junior • Guard • 6-2 • 200
Chicago, Illinois • Fenwick HS



2019-20 GAME-BY-GAME STATS

Opponent	Date	GS	MIN	Total		3-Pointers		Free throws		Rebounds				PF	A	T/O	BLK	STL	PTS	AVG
				FG-FGA	PCT	3FG-3FGA	PCT	FT-FTA	PCT	OFF	DEF	TOT	AVG							
SIUE	11/08/2019		01:03	0-0	.000	0-0	.000	0-0	.000	0	0	0	0.0	0	0	0	0	0	0.0	
Cal Poly	11/24/2019		02:38	0-0	.000	0-0	.000	0-0	.000	0	0	0	0.0	1	0	1	0	0	0.0	
Kennesaw St.	12/29/2019		04:04	0-2	.000	0-1	.000	0-0	.000	0	0	0	0.0	0	0	0	0	0	0.0	
at Purdue	02/05/2020		01:39	0-0	.000	0-0	.000	0-0	.000	0	0	0	0.0	0	0	0	0	0	0.0	
Nebraska	02/08/2020		03:39	1-4	.250	0-0	.000	0-0	.000	0	1	1	0.2	0	0	1	0	0	2 0.4	
Totals		0	13:03	1-6	.167	0-1	.000	0-0	.000	0	1	1	0.2	1	0	2	0	0	2 0.4	

SEASON / CAREER STATS

POINTS

SEASON: 2 VS. NEBRASKA (2/8/20)

CAREER: 5 VS. SAVANNAH STATE (12/22/18)

REBOUNDS

SEASON: 1 VS. NEBRASKA (2/8/20)

CAREER: 1, 3X, LAST VS. NEBRASKA (2/8/20)

ASSISTS

SEASON: ---

CAREER: 2 VS. SAVANNAH STATE (12/22/18)

BLOCKS

SEASON: ---

CAREER: ---

STEALS

SEASON: ---

CAREER: ---

MINUTES

SEASON: 4, 2X, LAST VS. NEBRASKA (2/8/20)

CAREER: 7 VS. SAVANNAH STATE (12/22/18)

FIELD GOALS MADE

SEASON: 1 VS. NEBRASKA (2/8/20)

CAREER: 2 VS. SAVANNAH STATE (12/22/18)

FIELD GOALS ATTEMPTED

SEASON: 4 VS. NEBRASKA (2/8/20)

CAREER: 4 VS. NEBRASKA (2/8/20)

3-POINT FIELD GOALS MADE

SEASON: ---

CAREER: 1, 2X, LAST VS. MICHIGAN (3/15/19)

3-POINT FIELD GOALS ATTEMPTED

SEASON: 1 VS. KENNESAW STATE (12/29/19)

CAREER: 2 VS. SAVANNAH STATE (12/22/18)

FREE THROWS MADE

SEASON: ---

CAREER: ---

FREE THROWS ATTEMPTED


SEASON: ---

CAREER: ---

- Non-scholarship athlete

PRODUCTION TRACKER

	Season	Career
Scored 10+ Points:	0	0
Scored 15+ Points:	0	0
Scored 20+ Points:	0	0
Had 5+ Assists:	0	0
Had 3+ Blocks:	0	0
Had 3+ Steals:	0	0
Made 3+ 3-Pointers:	0	0
Led Team in Scoring:	0	0
Led Team in Rebounding:	0	0
Led Team in Assists:	0	0
Led Team in Steals:	0	0
Led Team in Blocks:	0	0
Double-Double:	0	0



CAREER STATS

YEAR	G/GS	FG-A	PCT	3-PT	PCT	FT-A	PCT	REB	AVG	PF-FO	AST	TO	BLK	STL	PTS	AVG
Soph.	6/0	3-5	.600	2-3	.667	0-0	.000	2	0.3	0-0	3	1	0	0	8	1.3
Junior	5/0	1-6	.167	0-1	.000	0-0	.000	1	0.2	1-0	0	2	0	0	2	0.4
TOTALS	11/0	4-1	.364	2-4	.500	0-0	.000	3	0.3	1-0	3	3	0	0	10	0.9

15 RYAN KRIENER

Senior • Forward • 6-10 • 255
Spirit Lake, Iowa • Spirit Lake HS



2019-20 GAME-BY-GAME STATS

Opponent	Date	GS	MIN	Total		3-Pointers		Free throws		Rebounds			PF	A	T/O	BLK	STL	PTS	AVG	
				FG-FGA	PCT	3FG-3FGA	PCT	FT-FTA	PCT	OFF	DEF	TOT								AVG
SIUE	11/08/2019		14:33	2-4	.500	0-0	.000	5-5	1.000	0	5	5	5.0	1	0	2	0	1	9	9.0
DePaul	11/11/2019		17:19	5-5	1.000	0-0	.000	3-5	.600	3	5	8	6.5	1	0	4	0	0	13	11.0
Oral Roberts	11/15/2019		12:55	1-2	.500	0-0	.000	0-1	.000	1	2	3	5.3	0	1	1	0	0	2	8.0
North Florida	11/21/2019		13:19	2-3	.667	0-0	.000	3-4	.750	3	0	3	4.8	1	0	0	1	1	7	7.8
Cal Poly	11/24/2019		14:59	3-3	1.000	0-0	.000	1-2	.500	1	3	4	4.6	2	1	0	1	2	7	7.6
vs Texas Tech	11/28/2019		06:42	0-3	.000	0-1	.000	0-1	.000	1	0	1	4.0	0	0	0	0	0	0	6.3
vs San Diego St.	11/29/2019		16:15	3-6	.500	1-2	.500	2-2	1.000	3	2	5	4.1	2	1	0	0	0	9	6.7
at Syracuse	12/03/2019	*	13:46	1-3	.333	0-0	.000	0-0	.000	1	4	5	4.3	3	2	2	0	1	2	6.1
at Michigan	12/06/2019		14:15	3-4	.750	0-0	.000	0-0	.000	2	1	3	4.1	2	0	0	0	0	6	6.1
Minnesota	12/09/2019		16:31	3-7	.429	0-2	.000	0-0	.000	3	2	5	4.2	2	0	1	0	1	6	6.1
at Iowa St.	12/12/2019		17:29	3-6	.500	1-1	1.000	1-1	1.000	3	3	6	4.4	2	1	2	0	0	8	6.3
vs Cincinnati	12/21/2019		17:34	2-4	.500	1-2	.500	2-2	1.000	0	2	2	4.2	1	1	3	0	0	7	6.3
Kennesaw St.	12/29/2019		16:53	9-9	1.000	1-1	1.000	1-1	1.000	1	4	5	4.3	2	3	2	0	2	20	7.4
vs Penn St.	01/04/2020		25:07	3-6	.500	2-4	.500	0-0	.000	1	1	2	4.1	1	2	2	3	0	8	7.4
at Nebraska	01/07/2020	*	28:27	3-7	.429	0-3	.000	0-0	.000	3	4	7	4.3	2	2	1	0	1	6	7.3
Maryland	01/10/2020	*	22:05	2-2	1.000	0-0	.000	3-3	1.000	2	4	6	4.4	2	1	3	1	0	7	7.3
at Northwestern	01/14/2020		20:20	4-5	.800	1-1	1.000	1-2	.500	1	4	5	4.4	1	1	1	1	0	10	7.5
Michigan	01/17/2020		22:24	6-8	.750	1-3	.333	1-1	1.000	1	1	2	4.3	2	3	1	0	0	14	7.8
Rutgers	01/22/2020		18:17	4-7	.571	2-4	.500	1-2	.500	1	1	2	4.2	1	2	3	0	0	11	8.0
Wisconsin	01/27/2020		20:07	1-5	.200	0-2	.000	2-2	1.000	0	1	1	4.0	4	0	1	2	0	4	7.8
at Maryland	01/30/2020		13:18	2-5	.400	0-1	.000	1-1	1.000	2	1	3	4.0	2	1	1	0	0	5	7.7
Illinois	02/02/2020		19:53	0-3	.000	0-1	.000	0-0	.000	1	2	3	3.9	2	1	1	2	1	0	7.3
at Purdue	02/05/2020		18:44	4-8	.500	0-2	.000	1-2	.500	3	1	4	3.9	1	1	0	0	0	9	7.4
Nebraska	02/08/2020		14:41	2-3	.667	0-0	.000	0-0	.000	2	5	7	4.0	2	1	1	0	0	4	7.3
at Indiana	02/13/2020		18:26	3-4	.750	0-0	.000	0-0	.000	0	3	3	4.0	4	0	1	1	0	6	7.2
at Minnesota	02/16/2020	*	34:13	4-14	.286	0-3	.000	2-3	.667	1	6	7	4.1	1	2	1	4	0	10	7.3
Totals		4	468:32	75-136	.551	10-33	.303	30-40	.750	40	67	107	4.1	43	26	33	18	8	190	7.3

SEASON / CAREER STATS

POINTS

SEASON: 20 VS. KENNESAW STATE (12/29/19)
CAREER: 20 VS. KENNESAW STATE (12/29/19)

REBOUNDS

SEASON: 7, 3X, LAST AT MINNESOTA (2/16/20)
CAREER: 10 VS. MICHIGAN (2/1/19)

ASSISTS

SEASON: 3 VS. MICHIGAN (1/17/20)
CAREER: 5 AT PENN STATE (1/16/19)

BLOCKS

SEASON: 4 AT MINNESOTA (2/16/20)
CAREER: 4 AT MINNESOTA (2/16/20)

STEALS

SEASON: 2 VS. CAL POLY (11/24/19)
CAREER: 2, 7X, LAST VS. CAL POLY (11/24/19)

MINUTES

SEASON: 34 AT MINNESOTA (2/16/20)
CAREER: 34 AT MINNESOTA (2/16/20)

FIELD GOALS MADE

SEASON: 9 VS. KENNESAW STATE (12/29/19)
CAREER: 9 VS. KENNESAW STATE (12/29/19)

FIELD GOALS ATTEMPTED

SEASON: 14 AT MINNESOTA (2/16/20)
CAREER: 14 AT MINNESOTA (2/16/20)

3-POINT FIELD GOALS MADE

SEASON: 2, 2X, LAST VS. RUTGERS (1/22/20)
CAREER: 2, 3X, LAST VS. RUTGERS (1/22/20)

3-POINT FIELD GOALS ATTEMPTED

SEASON: 4, 2X, LAST VS. RUTGERS (1/22/20)
CAREER: 4, 2X, LAST VS. RUTGERS (1/22/20)

FREE THROWS MADE

SEASON: 5 VS. SIUE (11/8/19)
CAREER: 5 VS. SIUE (11/8/19)

FREE THROWS ATTEMPTED

SEASON: 5 VS. DEPAUL (11/11/19)
CAREER: 5, 3X, LAST VS. DEPAUL (11/11/19)

- Iowa's leading scorer off the bench (7.3)
- Made fourth start of season and sixth of his career in win at Minnesota (Feb. 16), tying career high in rebounds (7), setting career high in blocks (4) and minutes (34), and adding 10 points
- Made 16 straight field goals over a span of three home games (Kennesaw State; Maryland; Michigan)
- Scored 11 of his 14 points in four minutes of the first half in win over #19 Michigan
- Did not miss a field goal attempt in three games this year (DePaul, Cal Poly, Kennesaw State)
- Posted career-high 20 points (9-9 FG, 1-1 3FG, 1-1 FT) in 17 minutes in win over Kennesaw State (Dec. 29)
- His 9-for-9 performance from the field against Kennesaw State (Dec. 29) was two made field goals away from tying Greg Stokes from most makes without a miss, who went 11-for-11 in 1984 vs. Georgia State
- Started his third career game in win at Syracuse
- As a junior, posted single season bests in FGM (76), FGA (141), 3FGM (9), 3FGA (27), 3FG% (.333), FTM (54), FTA (90), FT% (.685), REB (3.0), and PTS (5.7)

PRODUCTION TRACKER

	Season	Career
Scored 10+ Points:	6	17
Scored 15+ Points:	1	4
Scored 20+ Points:	1	1
Had 5+ Assists:	0	1
Had 3+ Blocks:	2	5
Had 3+ Steals:	0	0
Made 3+ 3-Pointers:	0	0
Led Team in Scoring:	0	3
Led Team in Rebounding:	2	4
Led Team in Assists:	0	0
Led Team in Steals:	1	9
Led Team in Blocks:	4	15
Double-Double:	0	1



CAREER STATS

YEAR	G/GS	FG-A	PCT	3-PT	PCT	FT-A	PCT	REB	AVG	PF-FO	AST	TO	BLK	STL	PTS	AVG
Fresh.	28/0	38-69	.551	1-5	.200	9-15	.600	61	2.2	39-0	11	18	9	6	86	3.1
Soph.	27/0	43-78	.551	2-10	.200	8-21	.381	52	1.9	48-1	26	20	7	13	96	3.6
Junior	35/2	76-141	.539	9-27	.333	37-54	.685	104	3.0	61-0	25	35	12	15	198	5.7
Senior	26/4	75-136	.551	10-33	.303	30-40	.750	107	4.1	43-0	26	33	18	8	190	7.3
TOTALS	116/6	232-424	.546	22-75	.293	84-130	.646	324	2.8	191-1	88	106	46	42	570	4.9

30 CONNOR MCGAFFERY

RS-Sophomore • Guard • 6-5 • 205
Iowa City, Iowa • Iowa West HS



2019-20 GAME-BY-GAME STATS

Opponent	Date	GS	MIN	Total		3-Pointers		Free throws		Rebounds			PF	A	T/O	BLK	STL	PTS	AVG		
				FG-FGA	PCT	3FG-3FGA	PCT	FT-FTA	PCT	OFF	DEF	TOT								AVG	
SIUE	11/08/2019	*	23:25	2-4	.500	1-2	.500	2-2	1.000	0	1	1	1.0	1	3	1	0	1	7	7.0	
DePaul	11/11/2019	*	23:40	1-3	.333	1-2	.500	6-6	1.000	0	0	0	0.5	3	3	2	0	0	9	8.0	
Oral Roberts	11/15/2019	*	27:38	3-6	.500	0-2	.000	4-5	.800	0	3	3	1.3	3	7	1	0	2	10	8.7	
North Florida	11/21/2019	*	22:38	0-2	.000	0-2	.000	0-0	.000	0	3	3	1.8	2	7	1	1	0	0	6.5	
Cal Poly	11/24/2019	*	29:30	2-4	.500	0-1	.000	2-2	1.000	1	1	2	1.8	0	7	2	0	3	6	6.4	
vs Texas Tech	11/28/2019	*	24:42	2-6	.333	1-4	.250	0-0	.000	1	4	5	2.3	5	4	0	0	1	5	6.2	
vs San Diego St.	11/29/2019	*	27:56	5-7	.714	2-3	.667	3-4	.750	0	5	5	2.7	4	3	0	0	0	15	7.4	
at Syracuse	12/03/2019	*	35:57	2-6	.333	1-4	.250	0-0	.000	0	5	5	3.0	2	4	0	0	1	5	7.1	
at Michigan	12/06/2019	*	29:46	4-8	.500	0-2	.000	4-5	.800	4	3	7	3.4	4	3	0	0	0	12	7.7	
Minnesota	12/09/2019	*	30:41	2-7	.286	2-4	.500	2-2	1.000	0	4	4	3.5	2	0	2	0	2	8	7.7	
at Iowa St.	12/12/2019	*	30:54	3-6	.500	1-3	.333	5-5	1.000	1	6	7	3.8	1	2	1	0	1	12	8.1	
vs Cincinnati	12/21/2019	*	28:03	0-4	.000	0-1	.000	3-6	.500	1	8	9	4.3	3	3	2	1	1	3	7.7	
Kennesaw St.	12/29/2019	*	29:26	2-8	.250	1-4	.250	0-2	.000	0	3	3	4.2	2	2	0	1	2	5	7.5	
vs Penn St.	01/04/2020	*	29:01	1-6	.167	1-3	.333	0-0	.000	0	4	4	4.1	3	4	0	0	0	3	7.1	
at Nebraska	01/07/2020	*	37:17	3-8	.375	3-7	.429	0-2	.000	0	2	2	4.0	4	4	0	0	3	9	7.3	
Maryland	01/10/2020	*	31:12	1-7	.143	1-3	.333	0-0	.000	0	3	3	3.9	2	2	1	0	1	3	7.0	
at Northwestern	01/14/2020	*	30:49	3-5	.600	2-3	.667	0-0	.000	2	5	7	4.1	3	3	1	0	0	8	7.1	
Michigan	01/17/2020	*	34:24	0-2	.000	0-0	.000	0-0	.000	4	9	13	4.6	2	5	2	0	1	0	6.7	
Rutgers	01/22/2020	*	24:05	0-4	.000	0-3	.000	4-4	1.000	0	4	4	4.6	3	3	2	0	0	4	6.5	
Wisconsin	01/27/2020	*	30:32	0-4	.000	0-4	.000	3-4	.750	1	5	6	4.7	2	2	1	0	0	3	6.4	
at Maryland	01/30/2020	*	28:21	1-3	.333	1-2	.500	0-0	.000	2	4	6	4.7	5	5	1	0	0	3	6.2	
Illinois	02/02/2020	*	37:46	3-5	.600	3-5	.600	0-0	.000	0	3	3	4.6	2	7	0	0	3	9	6.3	
at Purdue	02/05/2020	*	26:40	0-5	.000	0-4	.000	0-0	.000	0	3	3	4.6	2	2	1	0	0	0	6.0	
Nebraska	02/08/2020	*	26:53	3-6	.500	2-4	.500	0-0	.000	0	0	0	4.4	3	4	0	0	3	8	6.1	
at Indiana	02/13/2020	*	34:36	0-4	.000	0-2	.000	4-4	1.000	2	0	2	4.3	4	2	2	0	1	4	6.0	
at Minnesota	02/16/2020	*	38:57	1-5	.200	1-3	.333	3-4	.750	1	3	4	4.3	1	7	0	0	1	6	6.0	
Totals			26	774:49	44-135	.326	24-77	.312	45-57	.789	20	91	111	4.3	68	98	23	3	27	157	6.0

SEASON / CAREER STATS

POINTS

SEASON: 15 VS. SAN DIEGO STATE (11/29/19)
CAREER: 19 VS. CONNECTICUT (11/16/18)

REBOUNDS

SEASON: 13 VS. MICHIGAN (1/17/20)
CAREER: 13 VS. MICHIGAN (1/17/20)

ASSISTS

SEASON: 7, 5X, LAST AT MINNESOTA (2/16/20)
CAREER: 8, 2X, LAST VS. ILLINOIS (3/14/19)

BLOCKS

SEASON: 1, 3X, LAST VS. KENNESAW STATE (12/29/19)
CAREER: 1, 6X, LAST VS. KENNESAW STATE (12/29/19)

STEALS

SEASON: 3, 4X, LAST VS. NEBRASKA (2/8/20)
CAREER: 3, 5X, LAST VS. NEBRASKA (2/8/20)

MINUTES

SEASON: 39 AT MINNESOTA (2/16/20)
CAREER: 39 AT MINNESOTA (2/16/20)

FIELD GOALS MADE

SEASON: 5 VS. SAN DIEGO STATE (11/29/19)
CAREER: 5, 2X, LAST VS. SAN DIEGO STATE (11/29/19)

FIELD GOALS ATTEMPTED

SEASON: 8, 2X, LAST AT NEBRASKA (1/7/20)
CAREER: 8, 4X, LAST AT NEBRASKA (1/7/20)

3-POINT FIELD GOALS MADE

SEASON: 3, 2X, LAST VS. ILLINOIS (2/2/20)
CAREER: 3, 2X, LAST VS. ILLINOIS (2/2/20)

3-POINT FIELD GOALS ATTEMPTED

SEASON: 7 AT NEBRASKA (1/7/20)
CAREER: 7 AT NEBRASKA (1/7/20)

FREE THROWS MADE

SEASON: 6 VS. DEPAUL (11/11/19)
CAREER: 9 VS. CONNECTICUT (11/16/18)

FREE THROWS ATTEMPTED

SEASON: 6 VS. DEPAUL (11/11/19)
CAREER: 11 VS. CONNECTICUT (11/16/18)

- Leads the NCAA in assist-to-turnover ratio (4.3; 98 assists, 23 turnovers)
- Only player in the country with more than 95 assists and less than 25 turnovers
- Only player in the country averaging at least six points, four rebounds, 3.5 assists, and fewer than one turnover per game
- Recorded 27 assists to only four turnovers in last six games
- Leads team and tied for seventh in the conference in assists (3.8)
- Tallied 10 games with zero turnovers and 10 games of five or more rebounds
- Posted fifth game with season-high seven assists in career-high 39 minutes in road win at Minnesota (Feb. 16)
- Tied career-high three 3-pointers made in win over #19 Illinois (Feb. 2)
- Posted Iowa's two highest plus/minus' of the season: +40 vs. Kennesaw State (Dec. 29), +32 vs. Minnesota (Dec. 9)
- Grabbed career-high 13 rebounds in win over #19 Michigan (Jan. 17) -- the second most by a Hawkeye this season
- Scored a season-high 15 points (5-7 FG, 2-3 3-FG) against San Diego State (Nov. 29)
- Two-sport athlete, playing basketball and baseball

PRODUCTION TRACKER

	Season	Career
Scored 10+ Points:	4	7
Scored 15+ Points:	1	2
Scored 20+ Points:	0	0
Had 5+ Assists:	7	15
Had 3+ Blocks:	0	0
Had 3+ Steals:	3	3
Made 3+ 3-Pointers:	2	2
Led Team in Scoring:	0	0
Led Team in Rebounding:	2	2
Led Team in Assists:	12	27
Led Team in Steals:	7	12
Led Team in Blocks:	0	2
Double-Double:	0	0



CAREER STATS

YEAR	G/GS	FG-A	PCT	3-PT	PCT	FT-A	PCT	REB	AVG	PF-FO	AST	TO	BLK	STL	PTS	AVG
Fresh.	4/0	2-3	.667	1-2	.500	3-4	.750	4	1.0	2-0	7	4	0	2	8	2.0
RS-Fresh.	34/0	35-97	.361	6-29	.207	73-97	.753	49	1.4	61-0	102	43	3	23	149	4.4
Soph.	26/26	44-135	.326	24-77	.312	45-57	.789	111	4.3	68-2	98	23	3	27	157	6.0
TOTALS	64/26	81-235	.345	31-108	.287	121-158	.766	164	2.6	130-2	207	70	6	52	314	4.9

22 PATRICK McCAFFERY

Freshman • Forward • 6-9 • 190
Iowa City, Iowa • Iowa City West



2019-20 GAME-BY-GAME STATS

Opponent	Date	GS	MIN	Total		3-Pointers		Free throws		Rebounds				PF	A	T/O	BLK	STL	PTS	AVG	
				FG-FGA	PCT	3FG-3FGA	PCT	FT-FTA	PCT	OFF	DEF	TOT	AVG								
SIUE	11/08/2019		16	2-7	.286	0-3	.000	0-0	.000	2	2	4	4.0	0	0	0	0	0	4	4.0	
DePaul	11/11/2019		10	1-3	.333	0-1	.000	0-0	.000	0	1	1	2.5	2	1	0	0	1	2	3.0	
Totals			0	27	3-10	.300	0-4	.000	0-0	.000	2	3	5	2.5	2	1	0	0	1	6	3.0

SEASON / CAREER STATS

POINTS

SEASON: 4 vs. SIUE (11/8/19)

REBOUNDS

SEASON: 4 vs. SIUE (11/8/19)

ASSISTS

SEASON: 1 vs. DEPAUL (11/11/19)

BLOCKS

SEASON: - - -

STEALS

SEASON: 1 vs. DEPAUL (11/11/19)

MINUTES

SEASON: 16 vs. SIUE (11/8/19)

FIELD GOALS MADE

SEASON: 2 vs. SIUE (11/8/19)

FIELD GOALS ATTEMPTED

SEASON: 7 vs. SIUE (11/8/19)

3-POINT FIELD GOALS MADE

SEASON: - - -

3-POINT FIELD GOALS ATTEMPTED

SEASON: 3 vs. SIUE (11/8/19)

FREE THROWS MADE

SEASON: - - -

FREE THROWS ATTEMPTED

SEASON: - - -

- Has not played since DePaul game on Nov. 11
- Granted retired uniform number #22 by All-American Bill Seaberg (1954-56) in honor of his friend Austin "Flash" Schroeder, who passed away in 2015.
- Recipient of the Mary Ann Raymond Donnelly Fighting Spirit Award at Coaches vs. Cancer event in New York this past October

PRODUCTION TRACKER

	Season	Career
Scored 10+ Points:	0	0
Scored 15+ Points:	0	0
Scored 20+ Points:	0	0
Had 5+ Assists:	0	0
Had 3+ Blocks:	0	0
Had 3+ Steals:	0	0
Made 3+ 3-Pointers:	0	0
Led Team in Scoring:	0	0
Led Team in Rebounding:	0	0
Led Team in Assists:	0	0
Led Team in Steals:	0	0
Led Team in Blocks:	0	0
Double-Double:	0	0



CAREER STATS

YEAR	G/GS	FG-A	PCT	3-PT	PCT	FT-A	PCT	REB	AVG	PF-FO	AST	TO	BLK	STL	PTS	AVG
Fresh.	2/0	3-10	.300	0-4	.000	0-0	.000	5	2.5	2-0	1	0	0	1	6	3.0

2 JACK NUNGE

RS-Sophomore • Forward • 6-11 • 245
Newburgh, Indiana • New Castle HS



2019-20 GAME-BY-GAME STATS

Opponent	Date	GS	MIN	Total		3-Pointers		Free throws		Rebounds				PF	A	T/O	BLK	STL	PTS	AVG	
				FG-FGA	PCT	3FG-3FGA	PCT	FT-FTA	PCT	OFF	DEF	TOT	AVG								
SIUE	11/08/2019	*	15	0-3	.000	0-2	.000	2-2	1.000	1	0	1	1.0	2	2	2	0	0	2	2.0	
DePaul	11/11/2019	*	10	0-2	.000	0-0	.000	0-0	.000	0	0	0	0.5	1	0	1	0	0	0	1.0	
Oral Roberts	11/15/2019	*	27	6-13	.462	2-5	.400	0-0	.000	3	7	10	3.7	2	2	1	0	0	14	5.3	
North Florida	11/21/2019	*	24	5-11	.455	1-5	.200	0-0	.000	1	6	7	4.5	2	3	1	0	1	11	6.8	
Cal Poly	11/24/2019	*	12	1-4	.250	0-2	.000	1-2	.500	2	3	5	4.6	0	2	1	0	0	3	6.0	
Totals			5	88	12-33	.364	3-14	.214	3-4	.750	7	16	23	4.6	7	9	6	0	1	30	6.0

SEASON / CAREER STATS

POINTS

SEASON: 14 VS. ORAL ROBERTS (11/15/19)
CAREER: 18 AT OHIO STATE (2/10/18)

REBOUNDS

SEASON: 10 VS. ORAL ROBERTS (11/15/19)
CAREER: 10 VS. ORAL ROBERTS (11/15/19)

ASSISTS

SEASON: 3 VS. NORTH FLORIDA (11/21/19)
CAREER: 4, 2X, LAST VS. SOUTHERN UTAH (12/19/17)

BLOCKS

SEASON: ---
CAREER: 4 VS. SOUTHERN (12/10/17)

STEALS

SEASON: 1 VS. NORTH FLORIDA (11/21/19)
CAREER: 4 VS. CHICAGO STATE (11/10/17)

MINUTES

SEASON: 27 VS. ORAL ROBERTS (11/15/19)
CAREER: 28 VS. LOUISIANA (11/20/17)

FIELD GOALS MADE

SEASON: 6 VS. ORAL ROBERTS (11/15/19)
CAREER: 7 AT IOWA STATE (12/7/17)

FIELD GOALS ATTEMPTED

SEASON: 13 VS. ORAL ROBERTS (11/15/19)
CAREER: 14 AT IOWA STATE (12/7/17)

3-POINT FIELD GOALS MADE

SEASON: 2 VS. ORAL ROBERTS (11/15/19)
CAREER: 3 VS. GRAMBLING STATE (11/16/17)

3-POINT FIELD GOALS ATTEMPTED

SEASON: 5, 2X, LAST VS. NORTH FLORIDA (11/21/19)
CAREER: 5, 4X, LAST VS. NORTH FLORIDA (11/21/19)

FREE THROWS MADE

SEASON: 2 VS. SIUE (11/8/19)
CAREER: 6, 2X, LAST VS. SOUTHERN (12/10/17)

FREE THROWS ATTEMPTED

SEASON: 2, 2X, LAST VS. CAL POLY (11/24/19)
CAREER: 7 VS. CHICAGO STATE (11/10/17)

- Suffered season-ending torn ACL of his right knee against Cal Poly
- Recorded first career double-double (14 points, 10 rebounds) in win over Oral Roberts
- Redshirted last season
- Academic All-Big Ten honoree (2019)

PRODUCTION TRACKER

	Season	Career
Scored 10+ Points:	2	9
Scored 15+ Points:	0	3
Scored 20+ Points:	0	0
Had 5+ Assists:	0	0
Had 3+ Blocks:	0	0
Had 3+ Steals:	0	2
Made 3+ 3-Pointers:	0	1
Led Team in Scoring:	0	2
Led Team in Rebounding:	1	4
Led Team in Assists:	0	0
Led Team in Steals:	1	7
Led Team in Blocks:	0	9
Double-Double:	1	1



CAREER STATS

YEAR	G/GS	FG-A	PCT	3-PT	PCT	FT-A	PCT	REB	AVG	PF-FO	AST	TO	BLK	STL	PTS	AVG
Fresh.	33/14	66-149	.443	19-57	.333	37-49	.755	91	2.8	38-0	34	32	25	21	188	5.7
Soph.	5/5	12-33	.364	3-14	.214	3-4	.750	23	4.6	7-0	9	6	0	1	30	6.0
TOTALS	38/19	78-182	.429	22-71	.310	40-53	.755	114	3.0	45-0	43	38	25	22	218	5.7



2019-20 GAME-BY-GAME STATS

Opponent	Date	GS	MIN	Total		3-Pointers		Free throws		Rebounds			PF	A	T/O	BLK	STL	PTS	AVG	
				FG-FGA	PCT	3FG-3FGA	PCT	FT-FTA	PCT	OFF	DEF	TOT								AVG
DePaul	11/11/2019		13:04	0-1	.000	0-0	.000	2-4	.500	0	2	2	2.0	1	0	0	1	0	2	2.0
Oral Roberts	11/15/2019		10:14	0-3	.000	0-0	.000	1-3	.333	0	1	1	1.5	1	1	0	0	0	1	1.5
North Florida	11/21/2019		14:30	0-3	.000	0-0	.000	2-4	.500	3	4	7	3.3	0	0	1	0	0	2	1.7
Cal Poly	11/24/2019		15:52	3-5	.600	0-0	.000	4-5	.800	0	3	3	3.3	3	2	0	0	0	10	3.8
vs Texas Tech	11/28/2019		14:32	0-1	.000	0-0	.000	2-2	1.000	1	3	4	3.4	3	2	0	1	1	2	3.4
vs San Diego St.	11/29/2019		11:11	0-0	.000	0-0	.000	0-0	.000	0	2	2	3.2	3	0	1	0	0	0	2.8
at Michigan	12/06/2019		09:44	0-1	.000	0-0	.000	2-2	1.000	0	4	4	3.3	1	0	1	0	0	2	2.7
Minnesota	12/09/2019		08:12	0-0	.000	0-0	.000	1-2	.500	0	1	1	3.0	0	2	0	0	0	1	2.5
at Iowa St.	12/12/2019		04:23	0-3	.000	0-0	.000	0-0	.000	1	0	1	2.8	1	0	1	0	0	0	2.2
vs Cincinnati	12/21/2019		14:02	1-1	1.000	0-0	.000	1-2	.500	0	4	4	2.9	0	1	2	0	0	3	2.3
Kennesaw St.	12/29/2019		19:12	4-6	.667	0-0	.000	0-0	.000	1	0	1	2.7	1	3	0	1	1	8	2.8
vs Penn St.	01/04/2020		11:03	0-0	.000	0-0	.000	0-0	.000	1	5	6	3.0	0	1	3	0	1	0	2.6
at Nebraska	01/07/2020		09:11	2-3	.667	0-1	.000	0-0	.000	1	2	3	3.0	0	1	2	1	0	4	2.7
Maryland	01/10/2020		22:42	1-3	.333	1-1	1.000	0-0	.000	0	2	2	2.9	0	4	2	0	1	3	2.7
at Northwestern	01/14/2020		15:27	0-1	.000	0-1	.000	0-0	.000	0	2	2	2.9	3	4	1	1	1	0	2.5
Michigan	01/17/2020		05:19	0-0	.000	0-0	.000	0-0	.000	0	0	0	2.7	2	2	0	0	0	0	2.4
Rutgers	01/22/2020		11:00	1-1	1.000	0-0	.000	0-0	.000	1	1	2	2.6	0	0	2	0	0	2	2.4
Wisconsin	01/27/2020		04:42	0-1	.000	0-0	.000	0-0	.000	0	1	1	2.6	1	0	0	1	0	0	2.2
at Maryland	01/30/2020		15:20	2-3	.667	0-0	.000	0-0	.000	5	3	8	2.8	2	0	0	0	0	4	2.3
Illinois	02/02/2020		12:04	0-1	.000	0-0	.000	0-0	.000	1	1	2	2.8	1	4	2	0	0	0	2.2
at Purdue	02/05/2020		14:13	0-1	.000	0-1	.000	6-6	1.000	0	1	1	2.7	0	1	0	0	0	6	2.4
Nebraska	02/08/2020		11:35	1-1	1.000	0-0	.000	1-2	.500	1	3	4	2.8	0	1	1	0	1	3	2.4
at Minnesota	02/16/2020		17:08	3-3	1.000	0-0	.000	0-2	.000	1	2	3	2.8	2	0	0	1	0	6	2.6
Totals			0 284:40	18-42	.429	1-4	.250	22-34	.647	17	47	64	2.8	25	29	19	7	6	59	2.6

SEASON / CAREER STATS

POINTS

SEASON: 10 VS. CAL POLY (11/24/19)
CAREER: 21 VS. STETSON (12/5/16)

REBOUNDS

SEASON: 8 AT MARYLAND (1/30/20)
CAREER: 14 AT VIRGINIA TECH (11/28/17)

ASSISTS

SEASON: 4, 3X, LAST VS. ILLINOIS (1/2/20)
CAREER: 6 AT VIRGINIA TECH (11/28/17)

BLOCKS

SEASON: 1, 6X, LAST AT MINNEOSTA (2/16/20)
CAREER: 3 VS. RUTGERS (1/8/17)

STEALS

SEASON: 1, 6X, LAST VS. NEBRASKA (2/8/20)
CAREER: 4 VS. SOUTH DAKOTA (3/15/17)

MINUTES

SEASON: 25 VS. MARYLAND (1/10/20)
CAREER: 34 AT NEBRASKA (1/5/17)

FIELD GOALS MADE

SEASON: 4 VS. KENNESAW STATE (12/29/19)
CAREER: 9 VS. STETSON (12/5/16)

FIELD GOALS ATTEMPTED

SEASON: 6 VS. KENNESAW STATE (12/29/19)
CAREER: 12 VS. INDIANA (3/9/17)

3-POINT FIELD GOALS MADE

SEASON: 1 VS. MARYLAND (1/10/20)
CAREER: 1 VS. MARYLAND (1/10/20)

3-POINT FIELD GOALS ATTEMPTED

SEASON: 1, 3X, LAST AT NORTHWESTERN (1/14/20)
CAREER: 1, 4X, LAST AT NORTHWESTERN (1/14/20)

FREE THROWS MADE

SEASON: 6 AT PURDUE (2/5/20)
CAREER: 7 VS. WISCONSIN (1/23/18)

FREE THROWS ATTEMPTED

SEASON: 6 AT PURDUE (2/5/20)
CAREER: 8, 3X, LAST VS. WISCONSIN (1/23/18)

- Went a perfect 3-for-3 from the floor in 17 minutes off the bench in road win at Minnesota (Feb. 16)
- Did not play at Indiana (Feb. 13) serving a one-game suspension
- Made all six free throw attempts -- a season high -- at Purdue (Feb. 5)
- Recorded season-high four assists for third time this season in win over #19 Illinois (Feb. 2)
- Grabbed a season-high eight rebounds in 15 minutes at #15 Maryland (Jan. 30)
- Played season-high 25 minutes in win over #12 Maryland (Jan. 10), recording season-high four assists
- Made first career 3-pointer in home win over #12 Maryland (Jan. 10)
- Did not play in Iowa's road game at Syracuse on Dec. 3 (back)
- Scored a season-best 10 points (3-5 FG, 4-5 FT) in 16 minutes against Cal Poly
- Granted medical hardship last season after only playing in two games due to injury

PRODUCTION TRACKER

	Season	Career
Scored 10+ Points:	1	23
Scored 15+ Points:	0	6
Scored 20+ Points:	0	1
Had 5+ Assists:	0	2
Had 3+ Blocks:	0	1
Had 3+ Steals:	0	0
Made 3+ 3-Pointers:	0	0
Led Team in Scoring:	0	3
Led Team in Rebounding:	1	12
Led Team in Assists:	0	3
Led Team in Steals:	0	7
Led Team in Blocks:	2	16
Double-Double:	0	1



CAREER STATS

YEAR	G/GS	FG-A	PCT	3-PT	PCT	FT-A	PCT	REB	AVG	PF-FO	AST	TO	BLK	STL	PTS	AVG
Fresh.	34/14	116-188	.617	0-1	.000	69-120	.575	169	5.0	84-0	37	53	24	25	301	8.9
Soph.	32/0	65-115	.565	0-0	.000	51-76	.671	144	4.5	53-0	47	45	10	7	181	5.7
Junior	2/0	2-3	.667	0-0	.000	4-4	1.000	8	4.0	5-0	2	5	1	0	8	4.0
RS-Junior	23/0	18-42	.429	1-4	.250	22-34	.647	64	2.8	25-0	29	19	7	6	59	2.6
TOTALS	91/14	201-348	.578	1-5	.200	146-234	.624	385	4.2	167-0	115	122	42	38	549	6.0

20 RILEY TILL

RS-Junior • Forward • 6-7 • 200
Dubuque, Iowa • Wahlert HS



2019-20 GAME-BY-GAME STATS

Opponent	Date	GS	MIN	Total		3-Pointers		Free throws		Rebounds			PF	A	T/O	BLK	STL	PTS	AVG	
				FG-FGA	PCT	3FG-3FGA	PCT	FT-FTA	PCT	OFF	DEF	TOT								AVG
SIUE	11/08/2019		04:55	0-0	.000	0-0	.000	2-2	1.000	0	1	1	1.0	1	0	0	1	2	2	2.0
DePaul	11/11/2019		03:44	1-1	1.000	0-0	.000	0-0	.000	0	0	0	0.5	0	0	1	0	0	2	2.0
North Florida	11/21/2019		01:20	0-0	.000	0-0	.000	0-0	.000	0	0	0	0.3	0	0	0	0	0	1.3	
Cal Poly	11/24/2019		07:43	0-0	.000	0-0	.000	1-4	.250	0	2	2	0.8	1	0	0	1	0	1.3	
at Syracuse	12/03/2019		10:03	0-0	.000	0-0	.000	0-1	.000	2	1	3	1.2	2	1	0	0	0	1.0	
Minnesota	12/09/2019		01:40	0-0	.000	0-0	.000	0-0	.000	0	0	0	1.0	0	0	0	0	0	0.8	
Kennesaw St.	12/29/2019		13:29	0-4	.000	0-0	.000	0-2	.000	1	1	2	1.1	0	1	0	2	0	0.7	
at Nebraska	01/07/2020		04:18	0-0	.000	0-0	.000	0-0	.000	0	0	0	1.0	3	0	1	0	0	0.6	
Maryland	01/10/2020		03:31	0-1	.000	0-0	.000	0-0	.000	0	0	0	0.9	1	1	0	0	0	0.6	
Wisconsin	01/27/2020		00:00	0-0	.000	0-0	.000	0-0	.000	0	0	0	0.8	0	0	0	0	0	0.5	
at Maryland	01/30/2020		06:16	0-0	.000	0-0	.000	0-0	.000	1	1	2	0.9	0	0	0	1	0	0.5	
Illinois	02/02/2020		00:49	0-0	.000	0-0	.000	0-0	.000	0	0	0	0.8	0	0	0	0	0	0.4	
at Purdue	02/05/2020		09:06	1-1	1.000	0-0	.000	0-0	.000	0	0	0	0.8	0	0	1	0	1	2	0.5
Nebraska	02/08/2020		06:37	1-3	.333	0-0	.000	0-0	.000	0	1	1	0.8	0	1	0	0	0	2	0.6
at Indiana	02/13/2020		09:33	0-1	.000	0-0	.000	0-0	.000	1	1	2	0.9	4	0	0	0	0	0.6	
at Minnesota	02/16/2020		04:39	0-0	.000	0-0	.000	0-0	.000	0	0	0	0.8	0	0	1	0	0	0.6	
Totals			0 87:43	3-11	.273	0-0	.000	3-9	.333	5	8	13	0.8	12	4	4	5	3	9	0.6

SEASON / CAREER STATS

POINTS

SEASON: 2, 2X, LAST AT PURDUE (2/5/20)
CAREER: 10 VS. SAVANNAH STATE (12/22/18)

REBOUNDS

SEASON: 3 AT SYRACUSE (12/4/19)
CAREER: 3, 3X, LAST VS. SYRACUSE (12/4/19)

ASSISTS

SEASON: 1, 4X, LAST VS. NEBRASKA (2/8/20)
CAREER: 2, 2X, LAST AT WISCONSIN (3/7/19)

BLOCKS

SEASON: 2 VS. KENNESAW STATE (12/29/19)
CAREER: 2 VS. KENNESAW STATE (12/29/19)

STEALS

SEASON: 2 VS. SIUE (11/8/19)
CAREER: 2, 2X, LAST VS. SIUE (11/8/19)

MINUTES

SEASON: 13 VS. KENNESAW STATE (12/29/19)
CAREER: 20 VS. SAVANNAH STATE (12/22/18)

FIELD GOALS MADE

SEASON: 1, 3X, LAST VS. NEBRASKA (2/8/20)
CAREER: 4 VS. SAVANNAH STATE (12/22/18)

FIELD GOALS ATTEMPTED

SEASON: 3 VS. NEBRASKA (2/8/20)
CAREER: 5 VS. SAVANNAH STATE (12/22/18)

3-POINT FIELD GOALS MADE

SEASON: ---
CAREER: ---

3-POINT FIELD GOALS ATTEMPTED

SEASON: ---
CAREER: 2, 2X, LAST VS. ALABAMA STATE (11/21/18)

FREE THROWS MADE

SEASON: 2 VS. SIUE (11/8/19)
CAREER: 3 AT MICHIGAN STATE (12/3/18)

FREE THROWS ATTEMPTED

SEASON: 4 VS. CAL POLY (11/24/19)
CAREER: 5 VS. SAVANNAH STATE (12/22/18)

- Seen game action in Iowa's last seven contests
- Played six minutes at #15 Maryland (Jan. 30) on the road, tallying two rebounds and one block
- Played 10 minutes in win over Syracuse (Dec. 3), tying career high in rebounds (3) with one assist
- Granted athletic scholarship last summer after being a walk-on the previous three seasons
- Sister, Claire, played basketball at Iowa (2013-16); brother-in-law, George Kittle, is an All-Pro tight end for the San Francisco 49ers

PRODUCTION TRACKER

	Season	Career
Scored 10+ Points:	0	0
Scored 15+ Points:	0	0
Scored 20+ Points:	0	0
Had 5+ Assists:	0	0
Had 3+ Blocks:	0	0
Had 3+ Steals:	0	0
Made 3+ 3-Pointers:	0	0
Led Team in Scoring:	0	0
Led Team in Rebounding:	0	0
Led Team in Assists:	0	1
Led Team in Steals:	1	2
Led Team in Blocks:	1	2
Double-Double:	0	0



CAREER STATS

YEAR	G/GS	FG-A	PCT	3-PT	PCT	FT-A	PCT	REB	AVG	PF-FO	AST	TO	BLK	STL	PTS	AVG
Fresh.	8/0	1-5	.200	0-4	.000	0-0	.000	1	0.1	2-0	0	1	0	2	2	0.3
Soph.	16/0	6-12	.500	0-3	.000	10-15	.667	9	0.6	12-0	5	3	2	5	22	1.4
Junior	16/0	3-11	.273	0-0	.000	3-9	.333	13	0.8	12-0	4	4	5	3	9	0.6
TOTALS	40/0	10-28	.357	0-7	.000	13-24	.542	23	0.6	26-0	9	8	7	10	33	0.8

1 JOE TOUSSAINT

Freshman • Guard • 6-0 • 185
Bronx, New York • Cardinal Hayes HS



2019-20 GAME-BY-GAME STATS

Opponent	Date	GS	MIN	Total		3-Pointers		Free throws		Rebounds			PF	A	T/O	BLK	STL	PTS	AVG		
				FG-FGA	PCT	3FG-3FGA	PCT	FT-FTA	PCT	OFF	DEF	TOT								AVG	
SIUE	11/08/2019		14:49	3-5	.600	2-3	.667	1-2	.500	0	0	0	0	0	1	1	0	2	9	9.0	
DePaul	11/11/2019		13:08	4-7	.571	0-1	.000	5-7	.714	0	1	1	0	5	2	2	1	0	2	13	11.0
Oral Roberts	11/15/2019		06:13	1-2	.500	0-0	.000	0-0	.000	0	0	0	0	3	2	1	0	0	0	2	8.0
North Florida	11/21/2019		18:49	3-5	.600	0-0	.000	4-4	1.000	2	1	3	1	0	1	4	1	0	0	10	8.5
Cal Poly	11/24/2019		17:23	1-9	.111	0-2	.000	3-5	.600	3	5	8	2	4	0	2	2	0	1	5	7.8
vs Texas Tech	11/28/2019		15:39	1-4	.250	0-0	.000	0-0	.000	0	2	2	2	3	2	2	1	0	1	2	6.8
vs San Diego St.	11/29/2019		22:22	2-11	.182	0-2	.000	9-9	1.000	1	0	1	2	1	4	4	0	2	13	7.7	
at Syracuse	12/03/2019		13:09	2-7	.286	0-4	.000	1-2	.500	0	2	2	2	1	3	2	1	0	2	5	7.4
at Michigan	12/06/2019		11:44	3-6	.500	0-0	.000	0-1	.000	0	1	1	2	0	2	1	2	0	1	6	7.2
Minnesota	12/09/2019		15:27	1-4	.250	0-0	.000	1-2	.500	2	1	3	2	1	2	1	0	2	3	6.8	
at Iowa St.	12/12/2019		14:38	2-3	.667	0-1	.000	2-2	1.000	0	1	1	2	0	1	4	2	0	0	6	6.7
vs Cincinnati	12/21/2019	*	03:33	0-0	.000	0-0	.000	0-0	.000	0	0	0	1	8	3	0	3	0	0	0	6.2
Kennesaw St.	12/29/2019	*	21:54	2-5	.400	0-0	.000	2-2	1.000	0	1	1	1	8	2	7	2	0	5	6	6.2
vs Penn St.	01/04/2020	*	28:32	6-14	.429	2-4	.500	4-4	1.000	0	1	1	1	7	3	4	3	0	2	18	7.0
at Nebraska	01/07/2020	*	34:34	7-18	.389	0-5	.000	0-0	.000	3	3	6	2	0	4	4	4	0	0	14	7.5
Maryland	01/10/2020	*	16:05	1-4	.250	0-0	.000	2-2	1.000	1	0	1	1	9	2	5	5	1	3	4	7.3
at Northwestern	01/14/2020	*	15:50	0-5	.000	0-0	.000	0-0	.000	0	0	0	1	8	0	1	0	0	0	0	6.8
Michigan	01/17/2020	*	13:07	1-3	.333	0-0	.000	0-0	.000	1	1	2	1	8	0	1	3	0	0	2	6.6
Rutgers	01/22/2020	*	30:08	5-8	.625	1-1	1.000	3-6	.500	2	5	7	2	1	3	4	3	0	1	14	6.9
Wisconsin	01/27/2020	*	25:19	4-8	.500	0-1	.000	3-3	1.000	0	2	2	2	1	2	4	1	0	1	11	7.2
at Maryland	01/30/2020	*	26:46	2-10	.200	0-1	.000	4-4	1.000	0	2	2	2	1	5	4	1	0	2	8	7.2
Illinois	02/02/2020	*	11:49	1-5	.200	0-0	.000	0-0	.000	0	2	2	2	1	2	2	3	0	1	2	7.0
at Purdue	02/05/2020	*	18:48	0-2	.000	0-1	.000	2-2	1.000	1	1	2	2	1	1	1	0	1	0	2	6.7
Nebraska	02/08/2020	*	23:29	3-5	.600	0-1	.000	0-0	.000	0	0	1	1	2	0	2	3	1	0	2	6.7
at Indiana	02/13/2020	*	16:12	1-3	.333	0-0	.000	1-1	1.000	1	0	1	2	0	2	5	5	0	1	3	6.6
at Minnesota	02/16/2020	*	11:49	1-2	.500	1-1	1.000	0-0	.000	0	2	2	2	0	2	0	1	0	1	3	6.4
Totals			15	461:16	57-155	.368	6-28	.214	47-58	.810	17	35	52	2.0	49	70	51	1	33	167	6.4

SEASON / CAREER STATS

POINTS

SEASON: 18 VS. PENN STATE (1/4/20)

REBOUNDS

SEASON: 8 VS. CAL POLY (11/24/19)

ASSISTS

SEASON: 7 VS. KENNESAW STATE (12/29/19)

BLOCKS

SEASON: 1, 2X, LAST AT PURUDE (2/5/20)

STEALS

SEASON: 5 VS. KENNESAW STATE (12/29/19)

MINUTES

SEASON: 34 AT NEBRASKA (1/7/20)

FIELD GOALS MADE

SEASON: 7 AT NEBRASKA (1/7/20)

FIELD GOALS ATTEMPTED

SEASON: 18 AT NEBRASKA (1/7/20)

3-POINT FIELD GOALS MADE

SEASON: 2, 2X, LAST VS. PENN STATE (1/4/20)

3-POINT FIELD GOALS ATTEMPTED

SEASON: 5 AT NEBRASKA (1/7/20)

FREE THROWS MADE

SEASON: 9 VS. SAN DIEGO STATE (11/29/19)

FREE THROWS ATTEMPTED

SEASON: 9 VS. SAN DIEGO STATE (11/29/19)

- Leads Iowa in steals per game (1.3) and tied for second in the Big Ten
- His 2.7 assists per game are the second most by Big Ten freshmen
- Named Big Ten Freshman of the Week (Jan. 6) after recording personal-best 18 points against #21 Penn State (Jan. 4) behind a 16-point outburst in the second half
- Posted personal bests in assists (7) and steals (5) in second career start against Kennesaw State; marked the 11th time a player in the Fran McCaffery era has recorded at least five steals
- Started first career game in win over Cincinnati (Jan. 21)
- Snagged a personal-best eight rebounds in win over Cal Poly (Nov. 24)

PRODUCTION TRACKER

	Season	Career
Scored 10+ Points:	6	6
Scored 15+ Points:	1	1
Scored 20+ Points:	0	0
Had 5+ Assists:	3	3
Had 3+ Blocks:	1	1
Had 3+ Steals:	2	2
Made 3+ 3-Pointers:	0	0
Led Team in Scoring:	0	0
Led Team in Rebounding:	0	0
Led Team in Assists:	8	8
Led Team in Steals:	7	7
Led Team in Blocks:	0	0
Double-Double:	0	0



CAREER STATS

YEAR	G/GS	FG-A	PCT	3-PT	PCT	FT-A	PCT	REB	AVG	PF-FO	AST	TO	BLK	STL	PTS	AVG
Fresh.	26/15	57-155	.368	6-28	.214	47-58	.810	52	2.0	49-1	70	51	1	33	167	6.4

10 JOE WIESKAMP

Sophomore • Guard • 6-6 • 210
Muscatine, Iowa • Muscatine HS



2019-20 GAME-BY-GAME STATS

Opponent	Date	GS	MIN	Total			3-Pointers		Free throws		Rebounds				PF	A	T/O	BLK	STL	PTS	AVG	
				FG-FGA	PCT	3FG-3FGA	PCT	FT-FTA	PCT	OFF	DEF	TOT	AVG									
SIUE	11/08/2019	*	27:47	5-10	.500	3-7	.429	3-3	1.000	1	3	4	4.0	1	2	1	1	2	16	16.0		
DePaul	11/11/2019	*	26:40	1-7	.143	0-3	.000	2-2	1.000	0	5	5	4.5	1	1	3	0	2	4	10.0		
Oral Roberts	11/15/2019	*	29:36	3-7	.429	0-1	.000	5-8	.625	2	4	6	5.0	2	3	1	1	0	11	10.3		
North Florida	11/21/2019	*	25:56	6-12	.500	1-3	.333	1-2	.500	5	3	8	5.8	0	2	0	2	0	14	11.3		
Cal Poly	11/24/2019	*	27:36	3-7	.429	1-3	.333	3-3	1.000	2	2	4	5.4	1	1	1	1	0	10	11.0		
vs Texas Tech	11/28/2019	*	35:26	6-12	.500	4-7	.571	0-0	.000	0	6	6	5.5	3	2	6	0	3	16	11.8		
vs San Diego St.	11/29/2019	*	26:07	2-10	.200	1-4	.250	0-0	.000	1	0	1	4.9	0	0	0	0	0	5	10.9		
at Syracuse	12/03/2019	*	36:26	5-12	.417	3-8	.375	0-0	.000	3	6	9	5.4	0	4	2	1	3	13	11.1		
at Michigan	12/06/2019	*	30:11	2-6	.333	1-2	.500	2-3	.667	2	3	5	5.3	3	1	1	0	0	7	10.7		
Minnesota	12/09/2019	*	34:34	8-15	.533	5-7	.714	2-2	1.000	1	5	6	5.4	1	2	0	2	0	23	11.9		
at Iowa St.	12/12/2019	*	32:23	5-10	.500	2-6	.333	1-1	1.000	2	6	8	5.6	0	0	1	0	2	13	12.0		
vs Cincinnati	12/21/2019	*	36:19	5-11	.455	3-7	.429	3-4	.750	1	5	6	5.7	2	4	3	0	0	16	12.3		
Kennesaw St.	12/29/2019	*	21:59	8-12	.667	1-4	.250	1-1	1.000	2	1	3	5.5	2	1	0	1	18	12.8			
vs Penn St.	01/04/2020	*	35:02	8-15	.533	5-10	.500	2-2	1.000	2	8	10	5.8	2	1	4	0	0	23	13.5		
at Nebraska	01/07/2020	*	35:33	10-23	.435	1-10	.100	0-0	.000	3	4	7	5.9	2	3	0	0	1	21	14.0		
Maryland	01/10/2020	*	39:10	9-16	.563	5-9	.556	3-3	1.000	3	8	11	6.2	1	0	2	1	4	26	14.8		
at Northwestern	01/14/2020	*	35:12	2-8	.250	0-3	.000	7-7	1.000	2	4	6	6.2	3	3	0	1	2	11	14.5		
Michigan	01/17/2020	*	34:29	4-11	.364	3-5	.600	9-10	.900	1	4	5	6.1	2	3	1	0	0	20	14.8		
Rutgers	01/22/2020	*	34:23	5-9	.556	2-5	.400	6-6	1.000	0	4	4	6.0	1	4	1	1	0	18	15.0		
Wisconsin	01/27/2020	*	34:45	4-12	.333	1-5	.200	3-4	.750	1	9	10	6.2	0	1	0	1	0	12	14.9		
at Maryland	01/30/2020	*	37:53	5-14	.357	2-5	.400	5-7	.714	1	5	6	6.2	1	1	2	1	3	17	15.0		
Illinois	02/02/2020	*	32:39	6-11	.545	1-3	.333	5-7	.714	1	5	6	6.2	2	1	3	0	1	18	15.1		
at Purdue	02/05/2020	*	26:23	3-8	.375	1-5	.200	1-2	.500	1	3	4	6.1	3	0	2	0	2	8	14.8		
Nebraska	02/08/2020	*	28:10	10-15	.667	2-4	.500	8-8	1.000	1	6	7	6.1	0	3	0	1	2	30	15.4		
at Indiana	02/13/2020	*	37:43	5-11	.455	1-3	.333	5-8	.625	0	6	6	6.1	0	2	0	2	0	16	15.4		
at Minnesota	02/16/2020	*	36:21	1-7	.143	0-1	.000	0-0	.000	0	8	8	6.2	2	1	1	0	0	2	14.9		
Totals			26	838:43	.450	131-291	.450	49-130	.377	77-93	.828	38	123	161	6.2	36	44	41	14	30	388	14.9

SEASON / CAREER STATS

POINTS

SEASON: 30 VS. NEBRASKA (2/8/20)
CAREER: 30 VS. NEBRASKA (2/8/20)

REBOUNDS

SEASON: 11 VS. MARYLAND (1/10/20)
CAREER: 11, 2X, LAST VS. MARYLAND (1/10/20)

ASSISTS

SEASON: 4, 3X, LAST VS. RUTGERS (1/22/20)
CAREER: 4, 3X, LAST VS. RUTGERS (1/22/20)

BLOCKS

SEASON: 2, 2X, LAST VS. MINNESOTA (12/9/19)
CAREER: 2, 6X, LAST VS. MINNESOTA (12/9/19)

STEALS

SEASON: 4 VS. MARYLAND (1/10/20)
CAREER: 5 VS. MICHIGAN (2/1/19)

MINUTES

SEASON: 39 VS. MARYLAND (1/10/20)
CAREER: 40 AT NEBRASKA (3/10/19)

FIELD GOALS MADE

SEASON: 10, 2X, LAST VS. NEBRASKA (2/8/20)
CAREER: 10, 2X, LAST VS. NEBRASKA (2/8/20)

FIELD GOALS ATTEMPTED

SEASON: 23 AT NEBRASKA (1/7/20)
CAREER: 23 AT NEBRASKA (1/7/20)

3-POINT FIELD GOALS MADE

SEASON: 5, 3X, LAST VS. MARYLAND (1/10/20)
CAREER: 6 VS. ILLINOIS (1/20/19)

3-POINT FIELD GOALS ATTEMPTED

SEASON: 10, 2X, LAST AT NEBRASKA (1/7/20)
CAREER: 10, 2X, LAST AT NEBRASKA (1/7/20)

FREE THROWS MADE

SEASON: 9 VS. MICHIGAN (1/17/20)
CAREER: 9 VS. MICHIGAN (1/17/20)

FREE THROWS ATTEMPTED

SEASON: 10 VS. MICHIGAN (1/17/20)
CAREER: 10 VS. MICHIGAN (1/17/20)

- One of 10 finalists for the 2020 Jerry West Shooting Guard of the Year Award
- One of 10 players voted to the media's Preseason All-Big Ten Team (2020)
- Netted 20 of his career-high 30 points in the second half in home victory over Nebraska
- Registered three double-doubles in January (#21 Penn State, #12 Maryland, Wisconsin)
- Reached double digits in 13 straight games from Dec. 9 to Feb. 2
- Improved scoring average by 4.2 points since Dec. 6
- Iowa's second-leading scorer (14.9) and rebounder (6.2), ranking ninth in scoring and 13th in rebounding
- Ranks second in Big Ten free throw accuracy (.828; 77-of-93) and ninth in field goal percentage (.450; 131-of-291)
- Tied for ninth in 3-pointers made per game (1.9) in the Big Ten
- Tied for the fifth most points per game (17.9) by Big Ten players in conference games
- Drained 100th career 3-pointer with 1:27 remaining in win over No. 24 Rutgers (Jan. 22)
- Scored 18 of his career-high 26 points in the first half in win over #12 Maryland (Jan. 10), while tying career-high 11 rebounds

PRODUCTION TRACKER

	Season	Career
Scored 10+ Points:	21	42
Scored 15+ Points:	13	23
Scored 20+ Points:	6	10
Had 5+ Assists:	0	0
Had 3+ Blocks:	0	0
Had 3+ Steals:	4	4
Made 3+ 3-Pointers:	8	18
Led Team in Scoring:	4	10
Led Team in Rebounding:	3	9
Led Team in Assists:	3	6
Led Team in Steals:	10	21
Led Team in Blocks:	3	8
Double-Double:	3	4



CAREER STATS

YEAR	G/GS	FG-A	PCT	3-PT	PCT	FT-A	PCT	REB	AVG	PF-FO	AS	TO	BLK	STL	PTS	AVG
Fresh.	35/35	125-256	.488	59-139	.424	79-103	.767	172	4.9	65-0	39	38	16	31	388	11.1
Soph.	26/26	131-291	.450	49-130	.377	77-93	.828	161	6.2	36-0	44	41	14	30	388	14.9
TOTALS	61/61	256-547	.468	108-269	.401	156-196	.796	333	5.5	101-0	83	79	30	61	776	12.7



GAME-BY-GAME RESULTS

Overall: 18-8 Big Ten: 9-6 Home: 12-1 Away: 4-5 Neutral: 2-2

Date	Opponent	Result	Attend.	Top Scorer	Top Rebounder
Nov. 8	SIUE	W, 87-60	10,300	Luka Garza, 20	Luka Garza, 12
^ Nov. 11	DePaul	L, 78-93	9,961	CJ Fredrick, 16	Kriener/Garza, 8
Nov. 15	Oral Roberts	W, 87-74	11,021	Luka Garza, 30	Garza, Nunge, 10
Nov. 21	North Florida	W, 83-68	9,389	Luka Garza, 29	Luka Garza, 12
Nov. 24	Cal Poly	W, 85-59	10,730	CJ Fredrick, 21	Luka Garza, 9
# Nov. 28	#12 Texas Tech	W, 72-61	4,855	Jordan Bohannon, 20	Luka Garza, 12
# Nov. 29	San Diego State	L, 73-83	4,855	CJ Fredrick, 16	Luka Garza, 8
\$ Dec. 3	at Syracuse	W, 68-54	20,844	Luka Garza, 23	Garza/Wieskamp, 9
* Dec. 6	at #4/5 Michigan	L, 91-103	12,707	Luka Garza, 44	Luka Garza, 8
* Dec. 9	Minnesota	W, 72-52	10,442	Joe Wieskamp, 23	Luka Garza, 10
+ Dec. 12	at Iowa State	W, 84-68	14,384	Luka Garza, 21	Luka Garza, 11
~ Dec. 21	vs. Cincinnati	W, 77-70	6,814	CJ Fredrick, 21	Luka Garza, 13
Dec. 29	Kennesaw State	W, 93-51	15,056	Luka Garza, 23	Luka Garza, 8
!* Jan. 4	vs. #21 Penn State	L, 86-89	7,881	Luka Garza, 34	Luka Garza, 12
* Jan. 7	at Nebraska	L, 70-76	14,722	Joe Wieskamp, 21	Luka Garza, 18
* Jan. 10	#12/14 Maryland	W, 67-49	11,721	Joe Wieskamp, 26	Luka Garza, 13
* Jan. 14	at Northwestern	W, 75-62	6,023	Luka Garza, 27	Connor McCaffery, 7
* Jan. 17	#19/20 Michigan	W, 90-83	14,136	Luka Garza, 33	Connor McCaffery, 13
* Jan. 22	#24/25 Rutgers	W, 85-80	10,006	Luka Garza, 28	Luka Garza, 13
* Jan. 27	Wisconsin	W, 68-62	12,566	Luka Garza, 21	Luka Garza, 18
* Jan. 30	at #15/15 Maryland	L, 72-82	16,369	Luka Garza, 21	Cordell Pemsil, 8
* Feb. 2	#19/19 Illinois	W, 72-65	15,056	Luka Garza, 25	Luka Garza, 10
* Feb. 5	at Purdue	L, 68-104	14,804	Luka Garza, 26	Wieskamp/Kriener, 4
* Feb. 8	Nebraska	W, 96-72	15,056	Joe Wieskamp, 30	Luka Garza, 8
* Feb. 13	at Indiana	L, 77-89	17,222	Luka Garza, 38	Luka Garza, 8
* Feb. 16	at Minnesota	W, 58-55	14,625	Luka Garza, 24	Garza/Wieskamp, 8

- ^ - Gavitt Games
- \$ - Big Ten/ACC Challenge
- + - Iowa Corn Cy-Hawk Series
- # - Las Vegas Invitational -- Las Vegas
- * - Big Ten Conference Game
- ~ - Chicago Legends -- Chicago
- ! - The Palestra -- Philadelphia
- % - Big Ten Tournament -- Indianapolis

Attendance Summary	Games	Totals	Average
Home	13	155,440	11,957
Away	9	131,700	14,633
Neutral	4	24,405	6,101
Totals	26	311,545	11,982



GAME-BY-GAME STATISTICS

Team	Score	FG-A	PCT	3-PT. FG	PCT	FT-FTA	PCT	REB	PF	AST	TO	BLK	STL
at Iowa	87	26-56	.464	8-25	.320	27-32	.844	38	8	17	12	4	9
SIUE	60	26-62	.419	4-18	.222	4-4	1.000	31	25	11	18	3	6
at Iowa	78	24-56	.429	6-18	.333	24-32	.750	28	16	12	19	2	10
DePaul	93	35-57	.614	11-20	.550	12-20	.600	34	25	20	21	8	12
at Iowa	87	32-68	.471	8-24	.333	15-26	.577	44	17	21	8	3	5
Oral Roberts	74	28-65	.431	8-23	.348	10-12	.833	34	21	12	12	1	3
at Iowa	83	32-72	.444	6-22	.273	13-20	.650	48	10	22	6	7	3
North Florida	68	24-61	.393	12-29	.414	8-10	.800	35	18	15	11	5	4
at Iowa	85	30-57	.526	7-16	.438	18-29	.621	43	9	21	11	6	8
Cal Poly	59	24-65	.369	3-22	.136	8-9	.889	32	21	11	14	2	7
Iowa	71	23-56	.411	11-27	.407	15-19	.789	36	21	20	14	3	8
vs. #12/12 Texas Tech	61	20-61	.328	4-24	.167	17-22	.773	40	22	12	11	2	8
Iowa	73	23-57	.404	9-23	.391	18-20	.900	29	20	16	14	0	8
vs. San Diego State	83	27-52	.519	11-24	.458	18-19	.947	29	20	12	15	4	6
Iowa	68	26-61	.426	11-34	.324	5-8	.625	37	15	17	12	1	10
at Syracuse	54	19-52	.365	6-21	.286	10-15	.667	36	13	13	16	2	6
Iowa	91	35-74	.473	3-15	.200	18-24	.750	30	22	13	7	0	1
at #4/5 Michigan	103	32-58	.552	10-24	.417	29-34	.853	38	19	21	9	6	4
at Iowa	72	26-61	.426	10-21	.476	10-14	.714	38	13	20	8	3	6
Minnesota	52	21-57	.368	6-25	.240	4-8	.500	38	14	14	15	9	2
Iowa	84	28-65	.431	10-28	.357	18-20	.900	42	11	13	11	1	8
at Iowa State	68	29-69	.420	6-26	.231	4-7	.571	37	17	15	11	5	5
Iowa	77	23-50	.460	11-24	.458	20-30	.667	48	17	16	24	7	3
vs. Cincinnati	70	25-72	.347	6-24	.250	14-18	.778	31	25	14	7	3	13
at Iowa	93	39-65	.600	6-16	.375	9-18	.500	32	14	27	7	8	14
Kennesaw State	51	19-54	.352	5-18	.278	8-10	.800	34	15	7	24	1	2
Iowa	86	31-65	.477	11-26	.423	13-20	.650	43	16	16	15	5	4
vs. #21 Penn State	89	33-72	.458	8-28	.286	15-22	.682	39	16	13	8	5	11
Iowa	70	32-77	.416	4-33	.121	2-5	.400	48	21	17	11	3	6
at Nebraska	76	26-53	.491	10-26	.385	14-26	.538	34	14	16	11	1	7
at Iowa	67	23-61	.377	9-23	.391	12-14	.857	44	16	16	18	5	10
#12/14 Maryland	49	17-52	.327	4-22	.182	11-20	.550	32	14	11	17	5	8
Iowa	75	26-55	.473	10-22	.455	13-15	.867	32	16	24	7	5	5
at Northwestern	62	21-58	.362	5-17	.294	15-21	.714	36	18	13	9	2	4
at Iowa	90	27-53	.509	9-16	.563	27-30	.900	38	13	22	15	2	2
#19/20 Michigan	83	34-68	.500	11-34	.324	4-5	.800	25	23	24	8	5	8
at Iowa	85	29-55	.527	9-25	.360	18-25	.720	38	17	19	15	5	3
#24/25 Rutgers	80	29-63	.460	7-21	.333	15-21	.714	30	21	17	9	0	5
at Iowa	68	20-60	.333	3-20	.150	25-32	.781	46	15	10	9	7	2
Wisconsin	62	24-64	.375	8-28	.286	6-11	.545	40	28	12	9	4	2
Iowa	72	25-69	.362	8-24	.333	14-17	.824	38	22	15	8	4	7
at #15/15 Maryland	82	26-57	.456	7-25	.280	23-26	.885	42	18	14	10	8	1
at Iowa	72	25-50	.500	10-23	.435	12-17	.706	31	15	19	13	3	7
#19/19 Illinois	65	24-58	.414	8-22	.364	9-11	.818	33	19	12	13	0	6
Iowa	68	23-54	.426	6-25	.240	16-21	.762	24	14	13	14	1	7
at Purdue	104	41-65	.631	19-34	.559	3-8	.375	32	17	29	9	2	10
at Iowa	96	35-72	.486	11-28	.393	15-17	.882	42	17	20	8	2	11
Nebraska	72	28-66	.424	5-25	.200	11-14	.786	36	17	15	12	2	7
Iowa	77	26-52	.500	4-14	.286	21-27	.778	28	22	9	19	5	7
at Indiana	89	28-61	.459	11-21	.524	22-32	.688	39	20	16	17	5	11
Iowa	58	23-56	.411	4-13	.308	8-14	.571	39	16	14	12	6	5
at Minnesota	55	21-59	.356	7-25	.280	6-12	.500	39	17	17	13	7	3



SEASON & CAREER BESTS/THE LAST TIME...

Season Bests

Player	Points	3-Pointers	Rebounds	Assists	Blocks	Steals
Austin Ash	8, Nebraska	2, Nebraska	2, twice	1, twice	---	2, Indiana
Michael Baer	2, Kennesaw State	---	3, Kennesaw State	---	---	---
Jordan Bohannon	20, Texas Tech	5, Syracuse	5, twice	10, Minnesota	---	2, twice
Bakari Evelyn	15, Cincinnati	3, Cincinnati	7, Cincinnati	7, Northwestern	1, Nebraska	2, twice
CJ Fredrick	21, three times	5, Cal Poly	5, Oral Roberts	5, five times	1, four times	2, four times
Luka Garza	44, Michigan	4, Illinois	18, twice	3, Iowa State	5, Cincinnati	2, six times
Nicolas Hobbs	2, Nebraska	---	1, Nebraska	---	---	---
Ryan Kriener	20, Kennesaw State	2, twice	8, DePaul	3, Michigan	4, Minnesota	2, Cal Poly
Connor McCaffery	15, San Diego State	3, twice	13, Michigan	7, five times	1, three times	3, four times
Patrick McCaffery	4, SIUE	---	4, SIUE	1, DePaul	---	1, DePaul
Jack Nunge	14, Oral Roberts	2, Oral Roberts	10, Oral Roberts	3, North Florida	---	1, North Florida
Cordell Pems	10, Cal Poly	1, Maryland	8, Maryland	4, three times	1, six times	1, six times
Riley Till	2, four times	---	3, Syracuse	1, four times	2, Kennesaw State	2, SIUE
Joe Toussaint	18, Penn State	2, twice	8, Cal Poly	7, Kennesaw State	---	5, Kennesaw State
Joe Wieskamp	30, Nebraska	5, three times	11, Maryland	4, three times	2, twice	4, Maryland

Career Bests

Player	Points	3-Pointers	Rebounds	Assists	Blocks	Steals
Austin Ash	9, Savannah St., '18	3, Savannah St., '18	2, twice	2, Savannah St., '18	---	2, Indiana
Michael Baer	3, twice	1, Savannah St., '18	3, Kennesaw St, '19	---	---	---
Jordan Bohannon	30, UAB, '17	8, Maryland, '17	6, twice	13, TCU, '17	1, Nebraska '17	6, Pitt, '18
Bakari Evelyn	30, UNCW, '17	6, G. Wash, '18	9, SIU, '18	7, twice	1, seven times	4, three times
CJ Fredrick	21, three times	5, Cal Poly, '19	5, Oral Roberts, '19	5, six times	1, four times	2, four times
Luka Garza	44, Michigan, '19	4, Illinois, '20	18, twice	3, six times	5, twice	3, Drake, '17
Nicolas Hobbs	5, Savannah St., '18	1, Savannah St., '18	1, twice	2, Savannah St., '18	---	---
Ryan Kriener	20, Kennesaw St, '19	2, twice	10, Michigan, '19	5, Penn State, '19	4, Minnesota	2, seven times
Connor McCaffery	19, UConn, '18	3, twice	13, Michigan, '20	8, twice	1, four times	3, four times
Patrick McCaffery	4, SIUE, '19	---	4, SIUE, '19	---	---	---
Jack Nunge	18, Ohio State, '18	3, Grambling St, '17	20, Oral Roberts, '19	4, twice	4, Southern, '17	4, Chicago St, '17
Cordell Pems	21, Stetson, '16	1, Maryland, '20	14, Virginia Tech, '17	6, Virginia Tech, '17	3, Rutgers, '17	4, South Dakota, '17
Riley Till	10, Savannah St., '18	---	3, twice	2, twice	2, Kennesaw State	2, twice
Joe Toussaint	18, Penn State, '20	2, twice	8, Cal Poly, '19	7, Kennesaw St, '19	---	5, Kennesaw St, '19
Joe Wieskamp	30, Nebraska, '20	6, Illinois, '18	11, twice	4, three times	2, three times	5, Michigan, '19

The Last Time a Player . . .

Had 30 or more points

Iowa -- 38, Luka Garza at Indiana, 2/13/20
Opponent -- 31, Anthony Cowan, Maryland, 1/30/20

Made at least 90% of his FGA (10 att.)

Iowa -- .900 (9-10), Aaron White vs. Md.-Eastern Shore, 11/14/13
Opponent -- .900 (9-10), Mike Watkins, Penn State, 2/3/18

Made 100% of his FTA (10 att.)

Iowa -- 1.000 (10-10), Jordan Bohannon vs. Nebraska 1/6/19
Opponent -- 1.000 (12-12), Bonzie Colson, Notre Dame, 11/29/16

Had 15 or more rebounds

Iowa -- 18, Luka Garza vs. Wisconsin, 1/27/20
Opponent -- 17, Jordan Murphy, Minnesota 1/30/18

Had 10 or more assists

Iowa -- 10, Jordan Bohannon vs. Minnesota, 12/9/19
Opponent -- 10, Cam Mack, Nebraska, 1/7/20

Had 5 or more blocks

Iowa -- 5, Luka Garza vs. Cincinnati, 12/21/19
Opponent -- 5, Jalen Smith, Maryland, 1/30/20

Had 5 or more steals

Iowa -- 5, Joe Toussaint vs. Kennesaw State, 12/29/19
Opponent -- 5, Chris McNeal, Cincinnati, 12/21/19

The Last Time a Team . . .

Scored 100 or more points

Iowa -- 110 vs. Savannah State, 12/22/18
Opponent -- 104 by Purdue, 2/5/20

Scored 40 or fewer points

Iowa -- 40 at Wisconsin, 3/3/10
Opponent -- 39 by UNC Wilmington, 11/8/13

Won an overtime game

Iowa -- 76-70 (OT) at Indiana, 2/22/19
Opponent -- 83-77 (OT) by Tennessee, 3/24/19

Made at least 60% of its FGA (20 att.)

Iowa -- .600 (39-65) vs. Kennesaw State, 12/29/19
Opponent -- .631 (41-65) by Purdue, 2/5/20

Made at least 50% of its 3-pt. FGA (8 att.)

Iowa -- .563 (9-16) vs. Michigan, 1/17/20
Opponent -- .524 (11-21) by Indiana, 2/13/20

Made at least 90% of its FTA (10 att.)

Iowa -- .900 (27-30) vs. Michigan, 1/17/20
Opponent -- .947 (18-19) by San Diego State, 11/29/19



SEASON HIGHS & LOWS/SPECIALITY STATS

CATEGORY	IOWA		OPPONENTS
Points	High	96	Nebraska 104
	Low	58	Minnesota 49
FG Made	High	39	Kennesaw State 41
	Low	20	Wisconsin 17
FG Att.	High	77	Nebraska 72
	Low	50	Cincinnati/Illinois 52
FG%	High	.600	Kennesaw State .631
	Low	.333	Wisconsin .327
3FG Made	High	11	5x, last vs. Nebraska 19
	Low	3	Michigan/Wisconsin 3
3FG Att.	High	34	Syracuse 34
	Low	13	Minnesota 17
3FG%	High	.563	Michigan .559
	Low	.121	Nebraska .136
FTM	High	27	SIUE/Michigan 29
	Low	2	Nebraska 3
FTA	High	32	SIUE/DePaul/Wisconsin 34
	Low	5	Nebraska 4
FT% (min. 10)	High	.900	SDSU/Iowa St/Michigan .947
	Low	.500	Kennesaw State .500
Off. Reb.	High	20	North Florida 16
	Low	5	Texas Tech/Northwestern 5
Def. Reb.	High	38	Cincinnati 32
	Low	15	Michigan/Purdue 19
Total Reb.	High	48	3x, last at Nebraska 42
	Low	24	Purdue 25
Assists	High	27	Kennesaw State 29
	Low	9	Indiana 7
Steals	High	14	Kennesaw State 13
	Low	1	Michigan 1
Blocks	High	8	Kennesaw State 9
	Low	0	San Diego State/Michigan 0
Turnovers	High	24	Cincinnati 24
	Low	6	North Florida 7
Fouls	High	22	Michigan/Maryland/Indiana 28
	Low	8	SIUE 13

GAME-BY-GAME SPECIALTY STATS

Date	Opponent	Pts. Off				Pts. in			
		TO's	Paint	2nd	Bench	Chance	Points	Chance	Points
11/8	SIUE	11	36	13	38				
11/11	DePaul	21	32	10	35				
11/15	Oral Roberts	18	42	13	16				
11/21	North Florida	16	40	24	24				
11/24	Cal Poly	17	34	13	27				
11/28	vs. #12 Texas Tech	8	18	8	4				
11/29	vs. San Diego State	17	22	10	25				
12/3	at Syracuse	14	24	15	8				
12/6	at #4/5 Michigan	10	56	27	14				
12/9	Minnesota	16	32	10	10				
12/12	at Iowa State	8	34	18	15				
12/21	vs. Cincinnati	10	20	13	25				
12/29	Kennesaw State	34	64	8	33				
1/4	vs. #21 Penn State	7	34	19	8				
1/7	at Nebraska	16	52	17	4				
1/10	#12/14 Maryland	13	26	13	6				
1/12	at Northwestern	3	26	4	18				
1/17	#19/20 Michigan	6	30	2	14				
1/22	#24/25 Rutgers	12	36	11	13				
1/27	Wisconsin	9	28	16	4				
1/30	at #15/15 Maryland	9	24	14	11				
2/2	#19/19 Illinois	13	30	9	0				
2/5	at Purdue	14	26	9	24				
2/8	Nebraska	19	40	14	24				
2/13	at Indiana	18	38	8	16				
2/16	at Minnesota	11	32	8	13				
AVG.		13.5	33.7	12.5	16.1				

IOWA AND OPPONENT INDIVIDUAL HIGH PERFORMANCES

CATEGORY	IOWA	OPPONENTS
Points	44	Luka Garza at Michigan 31
Field Goals Made	17 (17-32)	Luka Garza at Michigan 10
Field Goals Attempted	32 (17-32)	Luka Garza at Michigan 17
Field Goal Percentage (min. 5 made)	1.000 (9-9)	Ryan Kriener vs. Kennesaw State .900 (9-10)
3-Point Field Goals Made	5	5x, last by Wieskamp vs. Maryland 7 (7-11)
3-Point Field Goals Attempted	14 (5-14)	Jordan Bohannon at Syracuse 11 (5-11)
3-Point Field Goals Pct. (min. 5 made)	1.000 (5-5)	CJ Fredrick vs. Cal Poly .667 (6-9)
Free Throws Made	10 (10-13)	Luka Garza at Michigan 10 (10-11)
Free Throws Attempted	14 (7-14)	Luka Garza vs. Penn State 11 (10-11)
Free Throw Pct. (min. 7 made)	1.000 (9-9)	Joe Toussaint vs. San Diego State 1.000 (9-9)
Offensive Rebounds	6	6x, last by Luka Garza vs. Wisconsin 7
Defensive Rebounds	12	2x, last by Luka Garza vs. Wisconsin 11
Total Rebounds	18	2x, last by Luka Garza vs. Wisconsin 14
Assists	10	Jordan Bohannon vs. Minnesota 7
Steals	5	Joue Toussaint vs. Kennesaw State 5
Blocks	5	Luka Garza vs. Cincinnati 5
Turnovers	6	Joe Wieskamp vs. Texas Tech 8



2019-20 IOWA RECORD WHEN...

When playing at home:	12-1	When leading at the half:	14-1	When wearing White:	10-0
When playing on the road:	4-5	When trailing at the half:	3-7	When wearing Black:	6-6
When playing on a neutral court:	2-2	When tied at the half:	1-0	When wearing Gold:	2-1
				When wearing Gray:	0-1

When Iowa scores 100 points or more:	0-0	Iowa field goal percentage at home:	368-786	.468
When Iowa scores 90-99 points:	3-1	Iowa field goal percentage on road:	321-741	.433
When Iowa scores 80-89 points:	6-1	Iowa 3-point percentage at home:	102-277	.368
When Iowa scores 70-79 points:	5-5	Iowa 3-point percentage on road:	102-308	.331
When Iowa scores under 70 points:	4-1	Iowa free throw percentage at home:	226-306	.735
		Iowa free throw percentage on road:	181-240	.754

When opponent scores 100 points or more:	0-2	On Sunday:	4-0
When opponent scores 90-99 points:	0-1	On Monday:	2-1
When opponent scores 80-89 points:	2-4	On Tuesday:	2-1
When opponent scores 70-79 points:	3-1	On Wednesday:	1-1
When opponent scores 60-69 points:	7-0	On Thursday:	3-2
When opponent scores fewer than 60 points:	6-0	On Friday:	4-2
		On Saturday:	2-1

When Iowa shoots at least 50% from the field:	5-1	On BTN:	9-5
When Iowa shoots less than 50% from the field:	13-7	On CBS:	0-0
When opponent shoots at least 50% from the field:	1-4	On ESPN:	0-0
When opponent shoots less than 50% from the field:	18-4	On ESPN2:	2-0
When Iowa has higher FG% than opponent:	16-2	On ESPNU:	1-0
When opponent has higher FG%:	1-6	On BTN Plus:	0-0
When FG% is equal:	0-0	On FS1:	5-3
		On CBS SN:	0-0
		On NBC SN:	0-0
		truTV:	0-0

When Iowa outrebounds opponent:	13-2
When opponent has more rebounds:	3-5
When rebounds are equal:	2-1

When Iowa shoots at least 80% from the line:	6-2	Most Points, First Half: 55 vs. Oral Roberts
When Iowa shoots less than 80% from the line:	12-6	Fewest Points, First Half: 26 at Minnesota
When opponent shoots at least 80% from the line:	7-3	Most Points Allowed, First Half: 61 at Purdue
When opponent shoots less than 80% from the line:	11-5	Fewest Points Allowed, First Half: 24 at Iowa State/Maryland
When Iowa shoots more free throws than opponent:	15-2	Most Points, Second Half: 55 vs. Nebraska
When opponent shoots more free throws:	3-6	Fewest Points, Second Half: 29 vs. Maryland
When free throws attempts are equal:	0-0	Most Points Allowed, Second Half: 53 at Michigan
When Iowa has higher FT% than opponent:	10-2	Fewest Points Allowed, Second Half: 21 vs. Kennesaw State
When opponent has higher FT%:	8-5	Largest Halftime Advantage: 19 vs. Kennesaw State
When FT% is equal:	0-0	Largest Halftime Deficit: 25 at Purdue

When Iowa shoots at least 50% from 3-point range:	1-0
When Iowa shoots less than 50% from 3-point range:	17-8
When opponent shoots at least 50% from 3-point range:	0-3
When opponent shoots less than 50% from 3-point range:	18-5
When Iowa has a higher 3-point FG% than opponent:	15-2
When opponent has a higher 3-point FG%:	3-6
When 3-point FG% is equal:	0-0

When Iowa has more assists than opponent:	14-4
When opponent has more assists:	4-4
When assists are equal:	0-0

When Iowa has fewer turnovers than opponent:	10-4
When opponent has fewer turnovers:	5-3
When turnovers are equal:	3-1
When Iowa has more steals than opponent:	11-2
When opponent has more steals:	5-6
When steals are equal:	2-0



IOWA SUPERLATIVES UNDER McCAFFERY

TEAM

Most Points Scored

- 116 -- Savannah State (11/13/16)
- 111 -- SIU Edwardsville (11/26/10)
- 110 -- Savannah State (12/22/18)
- 109 -- Md. Eastern Shore (11/14/13)
- 105 -- Alabama State (11/21/18)
- 105 -- Central Arkansas (12/19/11)

Fewest Points Allowed

- 36 -- Howard (11/15/12)
- 39 -- UNC Wilmington (11/8/13)
- 39 -- Northern Iowa (12/7/10)
- 40 -- Louisiana Monroe (11/16/10)
- 41 -- Abilene Christian (11/17/13)

Field Goals Made

- 42 -- Savannah State (11/13/16)
- 42 -- Central Arkansas (12/19/11)
- 40 -- Coppin State (11/15/15)
- 39 -- Savannah State (12/22/18)
- 39 -- Kennesaw State (12/29/19)**

Field Goals Attempted

- 87 -- Savannah State (11/13/16)
- 79 -- Oregon (3/18/12)
- 77 -- Nebraska (1/7/20)**
- 77 -- Nebraska (1/5/17)
- 76 -- Central Arkansas (12/19/11)
- 76 -- South Dakota (12/4/12)

Field Goal Percentage (20 Made)

- .680 -- Illinois (1/20/19)
- .643 -- Maryland (2/8/15)
- .630 -- Indiana (1/29/12)
- .627 -- Michigan (2/5/15)
- .623 -- Abilene Christian (11/17/13)
- .617 -- Arkansas-Pine Bluff (12/22/13)

3-Point Field Goals Made

- 19 -- Savannah State (12/22/18)*
- 18 -- Savannah State (11/13/16)
- 16 -- Maryland (2/25/17)
- 16 -- TCU (3/19/17)
- 15 -- Illinois (1/20/19)
- 14 -- Omaha (12/3/16)
- 13 -- Southern (12/10/17)
- 13 -- Northern Illinois (11/17/11)

3-Point Field Goals Attempted

- 43 -- Savannah State (11/13/16)*
- 42 -- Savannah State (12/22/18)
- 36 -- Iowa State (12/7/17)
- 35 -- Notre Dame (11/29/16)
- 34 -- Syracuse (12/3/19)**
- 34 -- Omaha (12/3/16)

3-Point FG Percentage (10 Made)

- .714 (15-21) Illinois (1/20/19)
- .619 (13-21) Northern Illinois (11/17/11)
- .615 (16-26) Maryland (2/25/17)
- .611 (11-18) Rutgers (1/31/17)
- .588 (10-17) Arkansas-Pine Bluff (12/22/13)
- .588 (10-17) Michigan (2/1/14)

Free Throws Made

- 39 -- Indiana (2/21/17)
- 38 -- Omaha (11/10/13)
- 34 -- Green Bay (11/11/18)
- 34 -- Illinois (2/28/18)
- 33 -- Illinois (1/11/18)
- 32 -- Md. Eastern Shore (11/14/13)

Free Throws Attempted

- 49 -- Omaha (11/10/13)
- 47 -- Indiana (2/21/17)
- 45 -- Green Bay (11/11/18)
- 43 -- UM Eastern Shore (11/14/13)
- 43 -- Michigan State (1/28/14)
- 41 -- Illinois (2/28/18)

Free Throw Percentage (10 Made)

- 1.000 (15-15) Virginia (3/27/13)
- 1.000 (13-13) Purdue (12/28/16)
- .929 (26-28) North Florida (12/22/14)
- .926 (25-27) Penn State (2/28/15)
- .923 (12-13) Iowa State (12/12/14)
- .917 (11-12) Michigan St (3/15/13)

Most Rebounds

- 57 -- Md. Eastern Shore (11/14/13)
- 56 -- UNC Wilmington (11/8/13)
- 56 -- Brown (12/3/11)
- 56 -- SC State (12/19/12)
- 54 -- Fairleigh Dickinson (12/9/13)
- 54 -- Coppin State (12/22/12)

Most Assists

- 34 -- Northern Illinois (12/29/17)
- 33 -- Savannah State (11/13/16)
- 32 -- Central Arkansas (12/19/11)
- 31 -- Coppin State (11/15/15)
- 30 -- Savannah State (12/22/18)
- 29 -- Illinois (1/20/19)
- 27 -- Kennesaw State (12/29/19)**
- 26 -- Northern Illinois (11/17/11)
- 26 -- TCU (3/19/17)

Most Steals

- 19 -- SIU Edwardsville (11/26/10)
- 16 -- UMBC (12/6/14)
- 15 -- Rutgers (1/31/17)
- 14 -- Kennesaw State (12/29/19)**
- 14 -- Maryland (1/19/17)
- 14 -- Marquette (11/19/15)
- 14 -- Penn (11/22/13)
- 14 -- Idaho St (12/4/10)
- 14 -- Chicago St (11/11/11)
- 13 -- Rutgers (2/19/15)
- 13 -- IPFW (11/26/11)
- 13 -- UT-Pan American (11/9/12)

Most Blocked Shots

- 14 -- Drake (12/19/15)*
- 13 -- Illinois (3/5/13)
- 12 -- UNC Wilmington (11/8/13)
- 12 -- Northern Illinois (11/26/14)
- 11 -- Michigan State (12/29/15)
- 10 -- Penn State (2/15/14)
- 10 -- UT-Pan American (11/9/12)

Fewest Turnovers

- 3 -- Temple (3/18/16)
- 3 -- Drake (12/19/15)
- 4 -- Michigan (1/17/16)
- 4 -- Northwestern (2/15/15)
- 5 -- Stetson (12/5/16)
- 5 -- Davidson (3/20/15)
- 5 -- Abilene Christian (11/17/13)
- 5 -- Drake (12/7/13)
- 5 -- UTEP (11/29/13)
- 5 -- Purdue (3/2/14)
- 5 -- Boise St (12/22/11)

* -- denotes school record

INDIVIDUAL

Most Points:

- 44 -- Luka Garza at Michigan (12/6/19)**
- 42 -- Peter Jok vs. Memphis (11/26/16)
- 38 -- Luka Garza at Indiana (2/13/20)**
- 35 -- Peter Jok vs. Indiana (2/21/17)
- 34 -- Luka Garza vs. Penn State (1/4/20)**
- 34 -- Peter Jok vs. Nebraska (1/5/17)
- 33 -- Luka Garza vs. Michigan (1/17/20)**
- 33 -- Peter Jok vs. Omaha (12/3/16)
- 33 -- Matt Gatens vs. Wisconsin (2/23/12)

Field Goals Made

- 17 -- Luka Garza at Michigan (12/6/19)**
- 14 -- Luka Garza at Indiana (2/13/20)**
- 13 -- Luka Garza vs. Penn State (1/4/20)**
- 12 -- Luka Garza vs. North Florida (11/21/19)**
- 12 -- Luka Garza vs. Oral Roberts (11/15/19)**
- 12 -- Isaiah Moss at Minnesota (2/21/18)
- 12 -- Jarrod Uthoff vs. Iowa State (12/10/15)
- 12 -- Matt Gatens vs. Wisconsin (2/23/12)
- 12 -- Peter Jok vs. Nebraska (1/5/17)

Field Goals Attempted

- 32 -- Luka Garza at Michigan (12/6/19)**
- 24 -- Devyn Marble vs. Wisconsin (1/5/14)
- 24 -- Peter Jok vs. Nebraska (1/5/17)
- 23 -- Joe Wieskamp at Nebraska (1/7/20)**
- 23 -- Devyn Marble vs. Xavier (11/28/13)
- 23 -- Devyn Marble vs. Villanova (11/30/13)

3-Point FG Made

- 8 -- Peter Jok vs. Memphis (11/26/16)
- 8 -- Jordan Bohannon vs. Maryland (2/25/17)
- 7 -- Jordan Bohannon vs. N'western (2/25/18)
- 7 -- Jordan Bohannon vs Notre Dame (11/29/16)
- 7 -- Jordan Bohannon vs TCU (3/19/17)
- 7 -- Devyn Marble vs Oregon (3/18/12)
- 7 -- Matt Gatens vs Wisconsin (2/23/12)
- 7 -- Matt Gatens vs Indiana (2/19/12)

3-Point Field Goals Attempted

- 15 -- Jordan Bohannon at Notre Dame (12/3/16)
- 14 -- Jordan Bohannon at Syracuse (12/3/19)**
- 14 -- Jordan Bohannon vs. Savannah St. (12/22/18)
- 14 -- Jordan Bohannon vs. N'western (2/25/18)
- 12 -- Jordan Bohannon at Illinois (1/11/18)
- 12 -- Jordan Bohannon vs. Omaha (12/3/16)

Free Throws Made

- 22 -- Peter Jok vs. Indiana (2/21/17)*
- 14 -- Roy Devyn Marble vs. UNI (12/15/12)
- 14 -- Aaron White vs. Texas (11/20/14)
- 13 -- Tyler Cook vs. UAB (11/22/17)
- 13 -- Aaron White vs. Wisconsin (1/19/13)

Most Rebounds:

- 18 -- Luka Garza vs. Wisconsin (1/27/20)**
- 18 -- Luka Garza at Nebraska (1/7/20)**
- 18 -- Adam Woodbury vs. Wisconsin (2/24/16)
- 17 -- Aaron White vs. Iowa State (12/13/13)
- 16 -- Luka Garza vs. Wisconsin (1/23/18)
- 16 -- Gabriel Olaseni at Purdue (1/24/15)

Most Assists

- 13 -- Jordan Bohannon vs. TCU (3/19/17)
- 12 -- Mike Gesell vs. Minnesota (2/14/16)
- 12 -- Mike Gesell vs. Coppin State (11/15/15)
- 11 -- Jordan Bohannon vs. Wisconsin (1/23/18)
- 11 -- Jordan Bohannon vs. South Dakota (3/15/17)
- 11 -- Mike Gesell vs. Michigan (3/5/16)
- 11 -- Devyn Marble vs. Wisconsin (2/22/14)
- 11 -- Bryce Cartwright vs. Dayton (3/13/12)
- 10 -- Jordan Bohannon vs. Minnesota (12/9/19)**
- 10 -- Jordan Bohannon vs. Minnesota (1/30/18)
- 10 -- Jordan Bohannon vs. Ohio State (1/4/18)
- 10 -- Jordan Bohannon vs. Indiana (3/9/17)
- 10 -- Mike Gesell vs. Nebraska (1/5/16)
- 10 -- Mike Gesell vs. Tenn. Tech (12/22/15)

Most Steals

- 7 -- Eric May vs. SIUE (11/26/10)
- 6 -- Jordan Bohannon vs. Pitt (11/27/18)
- 6 -- Roy Devyn Marble vs. Penn (11/22/13)
- 6 -- Eric May at Wake Forest (11/30/10)
- 5 -- Joe Toussaint vs. Kennesaw St (12/29/19)**
- 5 -- Nicholas Baer vs. Drake (12/16/17)
- 5 -- Isaiah Moss vs. Indiana (3/9/17)
- 5 -- Jarryd Cole at Mich St (3/2/11)
- 5 -- Matt Gatens vs. Idaho St (12/4/10)
- 5 -- Aaron White vs. North Florida (12/22/14)
- 5 -- Mike Gesell at Penn State (2/28/15)

Most Blocks

- 7 -- Melsahn Basabe vs. Iowa St (12/10/10)
- 7 -- Gabriel Olaseni vs. Illinois (3/5/13)
- 6 -- Nicholas Baer at Nebraska (1/5/17)
- 6 -- Jarrod Uthoff vs. Minnesota (2/14/16)
- 6 -- Jarrod Uthoff vs. Michigan State (12/29/15)
- 6 -- Nicholas Baer vs. Drake (12/19/15)
- 6 -- Melsahn Basabe vs. Ohio St (1/4/11)

Game 1 - Iowa 87, SIUE 60

NO.	Name	Min	FG	3P	FT	Rebounds	Fouls	TP	AS	TO	ST	Blocks	BS	BA	+/-	
30	Anselm Uzeugbunem	23:11	3/4	0/0	1/6	7	1	1	6	0	0	0	0	0	-14	
32	Brandon Jackson	13:07	1-1	1-1	2-2	0	1	1	4	2	5	0	0	0	-10	
11	Thyresse Williford	23:06	1-3	0-1	2-2	0	0	1	2	4	2	3	1	0	-11	
14	Zeke Moore	G 22:26	4-8	0-2	0-4	1	2	3	0	8	2	3	0	0	-17	
24	Cam Williams	G 21:48	5-11	0-2	0-4	1	4	5	2	0	10	3	4	1	0	-14
00	Treavor Martin	04:13	0-2	0-0	0-1	1	4	0	1	0	0	1	0	0	0	
1	Kenyon Duling	18:48	4-8	2-5	0-4	0	1	1	1	1	10	0	1	0	-21	
52	Iziah James	16:54	1-7	1-5	0-0	0	0	1	0	3	0	2	1	1	-16	
5	Mike Adekunmi	16:29	3-7	0-1	0-4	0	2	2	3	1	6	0	0	1	-6	
45	Lamar Wright	17:59	2-5	0-0	0-3	3	6	2	0	4	0	0	0	0	-15	
52	Shamar Wright	19:46	2-6	0-1	0-4	0	2	2	3	1	4	0	0	0	-13	
22	Justin Benton	02:13	0-0	0-0	0-0	0	0	0	0	0	0	0	0	0	0	
Team						2	4	3	0	0	2					
Totals		26:52	44-18	4-4	4-8	31	25	8	60	11	18	6	3	4	-27	

Shooting By Period

1st FG% 14-30 33.3%
 3PT% 2-10 20.0%
 FT% 2-2 100%
 2nd FG% 15-32 46.9%
 3PT% 2-8 25.0%
 FT% 2-2 100%
 GM FG% 26-62 41.9%
 3PT% 4-18 22.2%
 FT% 4-4 100.0%

Dead Ball Rebounds: 1, 0

Game 2 - DePaul 93, Iowa 78

NO.	Name	Min	FG	3P	FT	Rebounds	Fouls	TP	AS	TO	ST	Blocks	BS	BA	+/-	
1	Romeo Weams	F 35:50	4-7	1-2	0-0	1	5	6	3	0	9	5	2	1	3	0
2	Jaylen Butz	F 20:17	3-4	0-0	2-4	0	3	3	5	2	8	1	2	1	1	16
4	Paul Reed	F 35:02	10-14	3-4	2-2	1	11	12	2	1	25	1	3	4	2	0
11	Chalen Coleman-Lands	G 33:55	5-11	4-8	3-5	1	1	2	2	5	17	5	1	2	0	0
5	Jalen Moore	G 16:44	3-6	1-3	1-2	0	1	1	4	1	8	3	3	0	0	2
3	Devin Gage	29:00	6-6	1-1	0-1	0	2	2	2	3	13	4	4	3	1	0
13	Dariusus Hall	17:43	1-3	0-0	4-6	2	3	3	3	6	1	3	0	0	1	-7
0	Markese Jacobs	10:06	2-4	1-2	0-0	0	0	0	2	0	5	0	1	1	1	0
14	Nick Ongenda	01:43	1-2	0-0	0-0	0	1	1	2	0	2	0	0	0	0	
Team						0	4	4	0	0	0					
Totals		35:57	11-20	12-20	5	29	34	25	15	93	20	21	12	8	2	15

Shooting By Period

1st FG% 22-35 62.9%
 3PT% 8-14 57.1%
 FT% 1-3 33.3%
 2nd FG% 13-22 59.1%
 3PT% 3-6 50.0%
 FT% 11-17 64.7%
 GM FG% 35-67 51.4%
 3PT% 11-20 55.0%
 FT% 12-20 60.0%

Dead Ball Rebounds: 5, 0

SIUE - 60

Technical Fouls: NONE

Shooting By Period

1st FG% 11-25 44.0%
 3PT% 4-12 33.3%
 FT% 12-14 85.7%
 2nd FG% 15-31 48.4%
 3PT% 4-13 30.8%
 FT% 15-18 83.3%
 GM FG% 26-56 46.4%
 3PT% 9-25 32.0%
 FT% 27-32 84.4%

Dead Ball Rebounds: 1, 0

Iowa - 78

Technical Fouls: NONE

Shooting By Period

1st FG% 10-29 34.5%
 3PT% 2-4 50.0%
 FT% 9-10 90%
 2nd FG% 14-27 51.9%
 3PT% 4-10 40.0%
 FT% 16-22 72.7%
 GM FG% 24-56 42.9%
 3PT% 6-18 33.3%
 FT% 24-32 75.0%

Dead Ball Rebounds: 3, 0

Iowa - 78

Technical Fouls: NONE

Shooting By Period

1st FG% 10-29 34.5%
 3PT% 2-4 50.0%
 FT% 9-10 90%
 2nd FG% 14-27 51.9%
 3PT% 4-10 40.0%
 FT% 16-22 72.7%
 GM FG% 24-56 42.9%
 3PT% 6-18 33.3%
 FT% 24-32 75.0%

Dead Ball Rebounds: 3, 0

DEPAUL IOWA

Biggest lead: 25 (1st 0:57) 0 (1st 20:00)
 Best Scoring Run: 13 (1st 17:02) 7 (2nd 2:00)
 Lead Changes: 0
 Times Tied: 0
 Time with Lead: 39:39 00:00

Points from Turnovers
 DEPAUL: 25
 IOWA: 21

Period by Period Scoring

Period	DEPAUL	IOWA
1st	20	12
2nd	32	30
TOT	52	48

Game 3 - Iowa 87, Oral Roberts 74

NO.	Name	Min	FG	3P	FT	Rebounds	Fouls	TP	AS	TO	ST	Blocks	BS	BA	+/-
00	Kevin Obanor	F 27:47	3-11	1-4	1-2	5	9	1	2	8	0	2	0	0	-24
23	Emmanuel Nzekwesi	F 21:42	6-12	1-1	1-1	7	8	2	1	14	0	0	1	1	3
2	Deondre Burns	G 33:03	2-8	0-1	4-4	0	5	5	3	5	8	4	4	0	-13
3	Max Abrams	G 25:58	9-16	4-10	3-3	0	0	1	2	25	0	1	1	0	-11
12	R.J. Fuqua	G 29:31	3-6	0-0	0-0	1	1	4	1	6	5	1	2	0	0
1	Eljah Luffie	17:12	1-2	0-0	0-1	2	3	5	1	2	0	2	0	0	-9
10	Sam Kearns	28:25	2-6	1-5	0-0	1	1	1	1	5	2	2	0	0	-14
21	Ty Lazenby	03:49	2-3	1-1	0-0	2	2	3	2	5	1	0	0	0	0
13	Aidan Saunders	02:20	0-0	0-0	0-1	1	1	1	0	0	0	0	0	0	-1
22	Francis Laci	10:13	0-1	0-1	1-2	0	1	1	0	2	1	0	0	0	0
Team						2	1	3	0	0	0				
Totals		28:55	8-23	10-12	9	25	34	21	17	74	12	12	3	1	-13

Shooting By Period

1st FG% 14-30 46.7%
 3PT% 6-14 42.9%
 FT% 6-7 85.7%
 2nd FG% 14-35 40.0%
 3PT% 2-9 22.2%
 FT% 4-5 80%
 GM FG% 28-65 43.1%
 3PT% 9-23 39.1%
 FT% 10-12 83.3%

Dead Ball Rebounds: 2, 0

Game 4 - Iowa 83, North Florida 68

NO.	Name	Min	FG	3P	FT	Rebounds	Fouls	TP	AS	TO	ST	Blocks	BS	BA	+/-
2	Wajid Aminu	F 27:55	6-16	0-1	1-2	3	4	7	2	13	0	1	0	5	-9
5	Dorian James	F 26:02	2-5	0-0	0-0	2	2	4	2	0	4	0	1	0	-9
23	Carter Hendricksen	F 34:22	5-9	3-7	4-4	0	9	3	3	17	3	1	0	0	-10
3	J.T. Escobar	G 27:42	4-10	2-6	2-2	0	1	1	1	12	1	1	0	0	-14
10	Ivan Garcia-Rosa	G 34:36	6-11	6-9	0-0	3	3	1	1	18	7	2	2	0	-12
12	Ryan Burkhardt	17:57	0-4	0-0	0-0	1	0	1	3	1	0	1	0	0	-4
21	Josh Endicott	11:22	0-3	0-0	1-2	0	1	2	1	1	0	2	0	0	-8
0	Emmanuel Adedoyin	13:43	1-2	1-1	0-0	1	1	2	3	3	2	3	1	0	-6
4	Ezekiel Bakogun	06:21	0-1	0-0	0-0	1	3	4	1	1	0	1	0	0	-3
Team						1	2	3	0	0	1				
Totals		24:51	12-29	8-10	9	26	35	18	10	68	15	11	4	5	-15

Shooting By Period

1st FG% 12-29 41.4%
 3PT% 6-12 50.0%
 FT% 5-6 100%
 2nd FG% 12-32 37.5%
 3PT% 6-17 35.3%
 FT% 3-5 60%
 GM FG% 24-61 39.3%
 3PT% 12-29 41.4%
 FT% 9-10 90%

Dead Ball Rebounds: 2, 0

Iowa - 87

Technical Fouls: NONE

Shooting By Period

1st FG% 19-33 57.6%
 3PT% 6-12 50.0%
 FT% 11-19 57.9%
 2nd FG% 13-35 37.1%
 3PT% 2-12 16.7%
 FT% 4-7 57.1%
 GM FG% 32-68 47.1%
 3PT% 8-24 33.3%
 FT% 15-26 57.7%

Dead Ball Rebounds: 5, 1

Iowa - 83

Technical Fouls: NONE

Shooting By Period

1st FG% 15-38 39.5%
 3PT% 2-10 20.0%
 FT% 7-11 63.6%
 2nd FG% 17-34 50.0%
 3PT% 4-12 33.3%
 FT% 6-8 75.0%
 GM FG% 32-72 44.4%
 3PT% 6-22 27.3%
 FT% 13-20 65.0%

Dead Ball Rebounds: 1, 0

Iowa - 87

Technical Fouls: NONE

Shooting By Period

1st FG% 19-33 57.6%
 3PT% 6-12 50.0%
 FT% 11-19 57.9%
 2nd FG% 13-35 37.1%
 3PT% 2-12 16.7%
 FT% 4-7 57.1%
 GM FG% 32-68 47.1%
 3PT% 8-24 33.3%
 FT% 15-26 57.7%

Dead Ball Rebounds: 5, 1

Iowa - 83

Technical Fouls: NONE

Shooting By Period

1st FG% 15-38 39.5%
 3PT% 2-10 20.0%
 FT% 7-11 63.6%
 2nd FG% 17-34 50.0%
 3PT% 4-12 33.3%
 FT% 6-8 75.0%
 GM FG% 32-72 44.4%
 3PT% 6-22 27.3%
 FT% 13-20 65.0%

Dead Ball Rebounds: 1, 0

ORU IOWA

Biggest lead: 3 (1st 19:33) 21 (2nd 15:43)
 Best Scoring Run: 7 (2nd 1:34) 9 (1st 12:40)
 Lead Changes: 1
 Times Tied: 1
 Time with Lead: 00:17 39:00

Points from Turnovers
 ORU: 10
 IOWA: 18

Period by Period Scoring

Period	ORU	IOWA
1st	40	34
2nd	34	74
TOT	74	87

UNF IOWA

Biggest lead: 6 (1st 16:04) 24 (2nd 7:00)
 Best Scoring Run: 7 (1st 16:04) 10 (2nd 14:19)
 Lead Changes: 10
 Times Tied: 7
 Time with Lead: 07:52 29:33

Points from Turnovers
 UNF: 16
 IOWA: 21

Period by Period Scoring

Period	UNF	IOWA
1st	22	40
2nd	46	68
TOT	68	83

Game 9 - #4/5 Michigan 103, Iowa 91

Table with columns: NO. Name, Min, FG, 3P, FT, Rebounds, Fouls, TP, AS, TO, ST, Blocks, +/-

Shooting By Period: 1st FG% 15-34 44.1%, 3PT% 1-4 25.0%, 2nd FG% 20-40 50.0%

Table with columns: NO. Name, Min, FG, 3P, FT, Rebounds, Fouls, TP, AS, TO, ST, Blocks, +/-

Shooting By Period: 1st FG% 17-31 54.8%, 3PT% 6-13 46.2%, 2nd FG% 15-27 55.6%

Summary table with columns: Biggest lead, Best Scoring Run, Lead Changes, Times Tied, Time with Lead

Game 10 - Iowa 72, Minnesota 52

Table with columns: NO. Name, Min, FG, 3P, FT, Rebounds, Fouls, TP, AS, TO, ST, Blocks, +/-

Shooting By Period: 1st FG% 11-29 37.9%, 3PT% 4-15 26.7%, FT% 7-8 87.5%

Table with columns: NO. Name, Min, FG, 3P, FT, Rebounds, Fouls, TP, AS, TO, ST, Blocks, +/-

Shooting By Period: 1st FG% 17-31 54.8%, 3PT% 6-13 46.2%, 2nd FG% 15-27 55.6%

Summary table with columns: Biggest lead, Best Scoring Run, Lead Changes, Times Tied, Time with Lead

Game 11 - Iowa 84, Iowa State 68

Table with columns: NO. Name, Min, FG, 3P, FT, Rebounds, Fouls, TP, AS, TO, ST, Blocks, +/-

Shooting By Period: 1st FG% 15-39 38.5%, 3PT% 4-16 25.0%, 2nd FG% 13-26 50.0%

Table with columns: NO. Name, Min, FG, 3P, FT, Rebounds, Fouls, TP, AS, TO, ST, Blocks, +/-

Shooting By Period: 1st FG% 11-32 34.4%, 3PT% 2-13 15.4%, FT% 0-2 0%

Summary table with columns: Biggest lead, Best Scoring Run, Lead Changes, Times Tied, Time with Lead

Game 12 - Iowa 77, Cincinnati 70

Table with columns: NO. Name, Min, FG, 3P, FT, Rebounds, Fouls, TP, AS, TO, ST, Blocks, +/-

Shooting By Period: 1st FG% 12-37 32.4%, 3PT% 3-8 37.5%, FT% 4-6 66.7%

Table with columns: NO. Name, Min, FG, 3P, FT, Rebounds, Fouls, TP, AS, TO, ST, Blocks, +/-

Shooting By Period: 1st FG% 11-32 34.4%, 3PT% 2-13 15.4%, FT% 0-2 0%

Summary table with columns: Biggest lead, Best Scoring Run, Lead Changes, Times Tied, Time with Lead

Game 13 - Iowa 93, Kennesaw State 51

Table with columns: NO. Name, Min, FG, 3P, FT, Rebounds, Fouls, TP, AS, TO, ST, Blocks, +/-

Shooting By Period: 1st FG% 11-26 42.3%, 3PT% 3-8 37.5%, 2nd FG% 9-28 32.1%

Table with columns: NO. Name, Min, FG, 3P, FT, Rebounds, Fouls, TP, AS, TO, ST, Blocks, +/-

Shooting By Period: 1st FG% 19-31 61.3%, 3PT% 4-10 40.0%, FT% 7-11 63.6%

Summary table with columns: Biggest lead, Best Scoring Run, Lead Changes, Times Tied, Time with Lead

Game 14 - #21/21 Penn State 89 Iowa 86

Table with columns: NO. Name, Min, FG, 3P, FT, Rebounds, Fouls, TP, AS, TO, ST, Blocks, +/-

Shooting By Period: 1st FG% 13-28 46.4%, 3PT% 5-12 41.7%, FT% 7-10 70.0%

Table with columns: NO. Name, Min, FG, 3P, FT, Rebounds, Fouls, TP, AS, TO, ST, Blocks, +/-

Shooting By Period: 1st FG% 15-34 44.1%, 3PT% 4-15 26.7%, FT% 7-8 87.5%

Summary table with columns: Biggest lead, Best Scoring Run, Lead Changes, Times Tied, Time with Lead

Game 15 - Nebraska 76, Iowa 70

Iowa - 70 Record: 10-5 (1-3)
Table with columns: NO. Name, Min, FG, 3P, FT, Rebounds, Fouls, TP, AS, TO, ST, Blocks, +/-
Row 1: 15 Ryan Kriener F 28:27 3-7 0-3 0-0 3 4 7 2 1 6 2 1 1 0 0 0 7

Shooting By Period
1st FG% 14.36 38.9%
3PT% 2.19 10.5%
FT% 1.1 100%

Nebraska - 76 Record: 7-8 (2-2)
Table with columns: NO. Name, Min, FG, 3P, FT, Rebounds, Fouls, TP, AS, TO, ST, Blocks, +/-
Row 1: 21 Yvan Ouedraogo F 21:50 2-4 0-0 1-2 0 7 7 2 1 5 3 3 1 0 0 1 -5

Shooting By Period
1st FG% 14.30 46.7%
3PT% 7.16 43.8%
FT% 3.6 50%

Points from IOWA NEB, Turnovers, Period by Period Scoring
Biggest lead 1 (2nd 12:41) 12 (1st 8:03)

Game Notes: Actual Attendance 11,814

Game 16 - Iowa 67, #12/14 Maryland 49

Maryland - 49 Record: 13-3 (3-2)
Table with columns: NO. Name, Min, FG, 3P, FT, Rebounds, Fouls, TP, AS, TO, ST, Blocks, +/-
Row 1: 24 Donita Scott F 25:08 2-7 1-4 2-2 1 2 3 0 3 7 2 1 2 0 0 0 -12

Shooting By Period
1st FG% 7.23 30.4%
3PT% 2.9 22.2%
FT% 8.16 50%

Iowa - 67 Record: 11-5 (2-3)
Table with columns: NO. Name, Min, FG, 3P, FT, Rebounds, Fouls, TP, AS, TO, ST, Blocks, +/-
Row 1: 15 Ryan Kriener F 22:05 2-2 0-0 3-3 2 4 6 2 2 7 1 3 0 1 0 0 8

Shooting By Period
1st FG% 6.10 60.0%
3PT% 6.7 85.7%
FT% 10.29 34.5%

Points from UMD IOWA, Turnovers, Period by Period Scoring
Biggest lead 5 (1st 12:12) 22 (2nd 2:03)

Game 17 - Iowa 75, Northwestern 62

Iowa - 75 Record: 12-5 (3-3)
Table with columns: NO. Name, Min, FG, 3P, FT, Rebounds, Fouls, TP, AS, TO, ST, Blocks, +/-
Row 1: 55 Luka Garza C 23:56 10-14 2-3 5-6 0 3 3 3 7 27 0 2 0 2 0 11

Shooting By Period
1st FG% 15.28 53.6%
3PT% 8.15 53.3%
FT% 3.4 75%

Northwestern - 62 Record: 6-10 (1-5)
Table with columns: NO. Name, Min, FG, 3P, FT, Rebounds, Fouls, TP, AS, TO, ST, Blocks, +/-
Row 1: 10 Miller Kopp F 33:52 5-17 2-8 3-4 4 3 7 0 3 15 1 1 1 1 0 -15

Shooting By Period
1st FG% 12.33 36.4%
3PT% 4.12 33.3%
FT% 7.10 70%

Points from IOW NWU, Turnovers, Period by Period Scoring
Biggest lead 18 (2nd 5:01) 4 (1st 10:18)

Game 18 - Iowa 90, #19/20 Michigan 83

Michigan - 83 Record: 11-6 (2-4)
Table with columns: NO. Name, Min, FG, 3P, FT, Rebounds, Fouls, TP, AS, TO, ST, Blocks, +/-
Row 1: 23 Brandon Johns Jr. F 27:42 1-3 0-2 0-0 1 4 5 5 1 2 2 3 0 2 0 0 0

Shooting By Period
1st FG% 18.37 48.6%
3PT% 5.17 29.4%
FT% 2.2 100%

Iowa - 90 Record: 13-5 (4-3)
Table with columns: NO. Name, Min, FG, 3P, FT, Rebounds, Fouls, TP, AS, TO, ST, Blocks, +/-
Row 1: 55 Luka Garza C 32:39 10-18 2-3 11-13 1 6 7 2 12 33 0 2 1 1 2 4

Shooting By Period
1st FG% 15.29 51.7%
3PT% 5.11 45.5%
FT% 12.12 100%

Points from MICH IOWA, Turnovers, Period by Period Scoring
Biggest lead 7 (1st 15:01) 11 (1st 7:48)

Game 19 - Iowa 85, #24/25 Rutgers 80

Rutgers - 80 Record: 14-5 (5-3)
Table with columns: NO. Name, Min, FG, 3P, FT, Rebounds, Fouls, TP, AS, TO, ST, Blocks, +/-
Row 1: 1 Akwasi Yeboah F 26:51 6-11 3-7 2-2 1 2 3 3 2 17 2 0 0 0 0 0 11

Shooting By Period
1st FG% 17.29 58.6%
3PT% 6.11 54.5%
FT% 3.4 75%

Iowa - 85 Record: 14-5 (5-3)
Table with columns: NO. Name, Min, FG, 3P, FT, Rebounds, Fouls, TP, AS, TO, ST, Blocks, +/-
Row 1: 55 Luka Garza C 34:32 11-17 2-4 4-7 5 8 13 3 6 28 0 2 2 4 0 16

Shooting By Period
1st FG% 16.26 61.5%
3PT% 5.12 41.7%
FT% 1.4 25%

Points from RU IOWA, Turnovers, Period by Period Scoring
Biggest lead 8 (2nd 19:50) 10 (2nd 10:25)

Game 20 - Iowa 68, Wisconsin 62

Wisconsin - 62 Record: 12-9 (5-5)
Table with columns: NO. Name, Min, FG, 3P, FT, Rebounds, Fouls, TP, AS, TO, ST, Blocks, +/-
Row 1: 2 A'Leon Ford F 19:07 2-8 1-3 1-2 3 1 2 3 6 0 1 0 0 0 1 -3

Shooting By Period
1st FG% 11.33 33.3%
3PT% 4.12 33.3%
FT% 4.7 57.1%

Iowa - 68 Record: 15-5 (6-3)
Table with columns: NO. Name, Min, FG, 3P, FT, Rebounds, Fouls, TP, AS, TO, ST, Blocks, +/-
Row 1: 55 Luka Garza C 36:54 6-17 0-2 9-13 6 12 18 3 12 21 0 4 0 3 1 7

Shooting By Period
1st FG% 11.31 35.5%
3PT% 1.11 9.1%
FT% 7.10 70%

Points from WIS IOWA, Turnovers, Period by Period Scoring
Biggest lead 12 (2nd 7:13) 7 (2nd 0:14)

Game 25 - Indiana 89, Iowa 77

Game 26 - Iowa 58, Minnesota 55

Iowa - 77													Record: 17-8 (8-6)					
NO. Name	Min	FG		3P		FT		Rebounds		Fouls		TP	AS	TO	ST	Blocks		+/-
		M-A	M-A	M-A	M-A	OR	DR	TOT	PF	FD	BS					BA		
55 Luka Garza	C 39:40	14-22	3-6	7-8	2 6 8	3 7 2	3 3	38	0	3	0	3	0	4	1	-9		
1 Joe Toussaint	G 16:12	1-3	0-0	1-1	1 0 1	2 3 3	5 5	1	0	1	0	1	0	1	-16			
5 CJ Fredrick	G 11:11	0-1	0-1	0-0	0 0 0	1 0 0	0 0	0	1	0	0	0	0	0	-10			
10 Joe Wieskamp	G 37:43	5-11	1-3	5-8	0 6 6	1 5 16	0 2	2	0	0	0	0	0	0	-10			
30 Connor McCaffery	G 34:36	0-4	0-2	4-4	2 0 2	4 1 4	2 2	1	0	0	0	0	0	0	-1			
15 Ryan Kriener	18:27	3-4	0-0	0-0	0 3 3	4 0 6	0 1	0	1	1	0	1	1	-15				
4 Bakari Evelyn	27:28	3-5	0-1	3-4	0 2 2	2 2 9	1 4	1	0	1	2							
20 Riley Till	09:33	0-1	0-0	0-0	1 1 2	4 0 0	0 0	0	0	0	0	0	0	1	0			
13 Austin Ash	05:10	0-1	0-1	1-2	0 2 2	0 1 1	1 0	2	0	0	0	0	0	-1				
Team					1 1 2			0			1							
Totals		26:52	4-14	21-27	7 21 28	22 19 77	9 19	7 5 5	-12									

Shooting By Period		
1 st	FG%	12-28 42.9%
	3PT%	2-7 28.6%
	FT%	8-11 72.7%
2 nd	FG%	14-24 58.3%
	3PT%	2-7 28.6%
	FT%	13-16 81.3%
GM	FG%	26-52 50.0%
	3PT%	4-14 28.6%
	FT%	21-27 77.8%

Dead Ball Rebounds: 2.0

Iowa - 58													Record: 18-8 (9-6)					
NO. Name	Min	FG		3P		FT		Rebounds		Fouls		TP	AS	TO	ST	Blocks		+/-
		M-A	M-A	M-A	M-A	OR	DR	TOT	PF	FD	BS					BA		
15 Ryan Kriener	F 34:13	4-14	0-3	2-3	1 6 7	1 4 10	2 1	0	4	2	4							
55 Luka Garza	C 27:39	11-21	1-3	1-3	4 4 8	5 3 24	1 3	2	1	3	12							
1 Joe Toussaint	G 11:49	1-2	1-1	0-0	0 2 2	2 0 3	0 1	1	0	1	3							
10 Joe Wieskamp	G 36:21	1-7	0-1	0-0	0 8 8	2 2 2	1 1	0	0	0	-1							
30 Connor McCaffery	G 38:57	1-5	1-3	3-4	1 3 4	1 5 6	7 0	1	0	1	3							
4 Bakari Evelyn	29:14	2-4	1-2	2-2	1 1 2	3 1 7	3 3	1	0	0	0							
35 Cordell Pemsl	17:08	3-3	0-0	0-2	1 2 3	2 2 6	0 0	0	1	0	-6							
20 Riley Till	04:39	0-0	0-0	0-0	0 0 0	0 0 0	0 0	0	0	0	0							
Team					1 4 5			0		2								
Totals		23:56	4-13	8-14	9 30 39	16 17 58	14 12	5 6 7	3									

Shooting By Period		
1 st	FG%	12-26 46.2%
	3PT%	1-6 16.7%
	FT%	1-3 33.3%
2 nd	FG%	11-30 36.7%
	3PT%	3-7 42.9%
	FT%	7-11 63.6%
GM	FG%	23-56 41.1%
	3PT%	4-13 30.8%
	FT%	8-14 57.1%

Dead Ball Rebounds: 3.0

Indiana - 89													Record: 16-8 (9-7)					
NO. Name	Min	FG		3P		FT		Rebounds		Fouls		TP	AS	TO	ST	Blocks		+/-
		M-A	M-A	M-A	M-A	OR	DR	TOT	PF	FD	BS					BA		
3 Justin Smith	F 31:31	1-5	0-0	4-6	4 3 7	2 3 6	1 1	0	0	1	2							
4 Trayce Jackson-Davis	F 33:51	6-12	0-0	5-6	7 3 10	1 6 17	2 2	1 2	2 11									
50 Joey Brunk	C 09:40	1-3	0-0	1-2	0 1 1	4 1 3	0 1	0	0	0	0							
1 Aljami Durham	G 28:38	2-6	1-5	1-2	0 2 2	1 2 6	4 1	1 1	0 0 9									
10 Rob Phinisee	G 26:15	4-9	2-3	2-2	0 2 2	4 1 12	5 5	3 3	0 0 -1									
25 Race Thompson	24:44	4-6	0-0	2-5	0 4 4	2 3 10	0 2	4 2	0 16									
11 Devonte Green	24:34	7-15	7-11	6-7	1 3 4	0 3 27	2 3	2 2	0 12									
21 Jerome Hunter	08:29	1-2	1-2	0-0	0 4 4	3 1 3	0 1	0	0 10									
20 DeRon Davis	10:00	2-3	0-0	1-2	1 1 2	3 1 5	1 0	0	0 1									
2 Armaan Franklin	02:18	0-0	0-0	0-0	0 0 0	0 0 0	0 1	0	0 0 1									
Team					3 0 3				0 1									
Totals		28:61	11-21	22-32	16 23 39	20 21 89	16 17	11 5 5	12									

Shooting By Period		
1 st	FG%	16-34 47.1%
	3PT%	7-12 58.3%
	FT%	10-17 58.8%
2 nd	FG%	12-27 44.4%
	3PT%	4-9 44.4%
	FT%	12-15 80%
GM	FG%	28-61 45.9%
	3PT%	11-21 52.4%
	FT%	22-32 68.8%

Dead Ball Rebounds: 6.0

Minnesota - 55													Record: 12-12 (6-8)					
NO. Name	Min	FG		3P		FT		Rebounds		Fouls		TP	AS	TO	ST	Blocks		+/-
		M-A	M-A	M-A	M-A	OR	DR	TOT	PF	FD	BS					BA		
30 Alihan Demir	F 23:18	2-7	0-1	1-2	1 8 9	5 1 5	2 2	0	0	1	-2							
25 Daniel Oturu	C 36:23	6-13	0-1	3-7	2 4 6	3 8 15	0 4	1	3 2	-4								
0 Payton Willis	G 34:14	3-9	2-7	0-0	0 1 1	3 0 8	4 0	2	0 0 -1									
5 Marcus Carr	G 40:00	3-12	2-7	2-3	2 6 8	2 6 10	6 3	0	0 2	-3								
22 Gabe Kalscheur	G 36:08	5-12	2-5	0-0	0 4 4	1 1 12	3 2	0	0 0 -6									
1 Tre Williams	07:34	0-1	0-0	0-0	0 1 1	1 0 0	0 0	0	1 1 -2									
35 Isaiah Ihnen	15:46	2-5	1-4	0-0	3 1 4	2 0 5	2 0	0	0 3 0 -1									
21 Jarvis Omersa	04:33	0-0	0-0	0-0	1 0 1	0 0 0	0 0	0	0 0 0 1									
42 Michael Hurt	02:04	0-0	0-0	0-0	0 0 0	0 0 0	0 0	0	0 0 0 3									
Team					3 2 5				0 2									
Totals		21:59	7-25	6-12	12 27 39	17 16 55	17 13	3 7 6	-3									

Shooting By Period		
1 st	FG%	11-37 29.7%
	3PT%	4-15 26.7%
	FT%	5-8 62.5%
2 nd	FG%	10-22 45.5%
	3PT%	3-10 30.0%
	FT%	1-4 25%
GM	FG%	21-59 35.6%
	3PT%	7-25 28.0%
	FT%	6-12 50.0%

Dead Ball Rebounds: 2.0

IOW		IND		Points from		Turnovers		Paint		Second Chance		Fast Breaks		Bench	
1st	2nd	TOT	1st	2nd	TOT	1st	2nd	TOT	1st	2nd	TOT	1st	2nd	TOT	
4 (1 st 16:56)	20 (2 nd 15:32)		18	25		38	30		8	6		7	22		
7 (1 st 1:21)	12 (1 st 9:48)		8	6		7	22		16	45					
03:42	35:03		16	45											

Technical Fouls: Hunter 2nd 10:23

IOWA		MINN		Points from		Turnovers		Paint		Second Chance		Fast Breaks		Bench	
1st	2nd	TOT	1st	2nd	TOT	1st	2nd	TOT	1st	2nd	TOT	1st	2nd	TOT	
8 (1 st 17:32)	8 (1 st 1:12)		11	9		32	20		8	15		1	15		
11 (2 nd 0:02)	14 (1 st 2:21)		13	5		13	5		13	5					
16:25	21:52														

Technical Fouls: NONE





2019-20 Iowa Men's Basketball Combined Team Statistics In Conference games

Game Records

Record	Overall	Home	Away	Neutral
ALL GAMES	9-6	7-0	2-5	0-1
CONFERENCE	9-6	7-0	2-5	0-1
NON-CONFERENCE	0-0	0-0	0-0	0-0

Score by Periods

Team	1st	2nd	OT	TOT
Iowa	537	610	0	1147
Opponents	569	554	0	1123

Team Box Score

No.	Player				Total		3-Point		F-Throw		Rebounds											
		GP-GS	MIN	AVG	FG-FGA	FG%	3FG-FGA	3FG%	FT-FTA	FT%	OFF	DEF	TOT	AVG	PF	DQ	A	TO	BLK	STL	PTS	AVG
55	GARZA, Luka	15-15	483:07	32.2	152-278	.547	22-59	.373	75-108	.694	53	88	141	9.4	45	1	11	29	26	14	401	26.7
10	WIESKAMP, Joe	15-15	512:27	34.2	82-181	.453	30-77	.390	58-69	.841	19	82	101	6.7	24	0	23	22	8	17	252	16.8
5	FREDRICK, CJ	12-12	349:19	29.1	40-91	.440	21-52	.404	16-19	.842	7	16	23	1.9	19	0	29	18	1	6	117	9.8
15	KRIENER, Ryan	15-3	306:48	20.5	44-88	.500	6-26	.231	12-16	.750	23	37	60	4.0	29	0	17	18	14	3	106	7.1
1	TOUSSAINT, Joe	15-13	299:39	20.0	36-97	.371	4-15	.267	20-25	.800	11	22	33	2.2	32	1	41	33	1	18	96	6.4
30	MCCAFFERY, Connor	15-15	471:00	31.4	22-79	.278	16-49	.327	20-25	.800	16	52	68	4.5	42	1	53	13	0	15	80	5.3
3	BOHANNON, Jordan	2-2	54:24	27.2	3-15	.200	2-8	.250	0-0	.000	0	5	5	2.5	5	0	13	1	0	0	8	4.0
4	EVELYN, Bakari	15-0	279:19	18.6	11-46	.239	6-29	.207	10-12	.833	6	19	25	1.7	32	0	36	19	1	3	38	2.5
13	ASH, Austin	5-0	18:37	3.7	3-9	.333	3-9	.333	3-4	.750	0	5	5	1.0	2	0	2	1	0	2	12	2.4
35	PEMSL, Cordell	14-0	167:40	12.0	10-19	.526	1-4	.250	10-14	.714	11	28	39	2.8	12	0	20	14	4	4	31	2.2
24	HOBBS, Nicolas	2-0	05:18	2.7	1-4	.250	0-0	.000	0-0	.000	0	1	1	0.5	0	0	0	1	0	0	2	1.0
20	TILL, Riley	10-0	46:29	4.6	2-6	.333	0-0	.000	0-0	.000	2	3	5	0.5	8	0	2	3	1	1	4	0.4
0	BAER, Michael	2-0	05:51	2.9	0-1	.000	0-0	.000	0-0	.000	1	0	1	0.5	1	0	0	0	0	0	0	0.0
Team											24	28	52				7					
Total		15	3000		406-914	.444	111-328	.338	224-292	.767	173	386	559	37.3	251	3	247	179	56	83	1147	76.5
Opponents		15	3000		405-911	.445	126-377	.334	187-271	.690	163	370	533	35.5	274	7	244	169	61	89	1123	74.9

Team Statistics

	IOWA	OPP
Scoring	1147	1123
Points per game	76.5	74.9
Scoring margin	+1.6	-
Field goals-att	406-914	405-911
Field goal pct	.444	.445
3 point fg-att	111-328	126-377
3-point FG pct	.338	.334
3-pt FG made per game	7.4	8.4
Free throws-att	224-292	187-271
Free throw pct	.767	.690
F-Throws made per game	14.9	12.5
Rebounds	559	533
Rebounds per game	37.3	35.5
Rebounding margin	+1.7	-
Assists	247	244
Assists per game	16.5	16.3
Turnovers	179	169
Turnovers per game	11.9	11.3
Turnover margin	-0.7	-
Assist/turnover ratio	1.4	1.4
Steals	83	89
Steals per game	5.5	5.9
Blocks	56	61
Blocks per game	3.7	4.1
Winning streak	1	-
Home win streak	7	-
Attendance	88983	96472
Home games-Avg/Game	7-12712	7-13782
Neutral site-Avg/Game	-	1-7881

Team Results

Date	Opponent		Score	Att.
12/06/2019	at Michigan	L	91-103	12707
12/09/2019	Minnesota	W	72-52	10442
01/04/2020	vs Penn St.	L	86-89	7881
01/07/2020	at Nebraska	L	70-76	14722
01/10/2020	Maryland	W	67-49	11721
01/14/2020	at Northwestern	W	75-62	6023
01/17/2020	Michigan	W	90-83	14136
01/22/2020	Rutgers	W	85-80	10006
01/27/2020	Wisconsin	W	68-62	12566
01/30/2020	at Maryland	L	72-82	16369
02/02/2020	Illinois	W	72-65	15056
02/05/2020	at Purdue	L	68-104	14804
02/08/2020	Nebraska	W	96-72	15056
02/13/2020	at Indiana	L	77-89	17222
02/16/2020	at Minnesota	W	58-55	14625



2019-20 Iowa Men's Basketball Combined Team Statistics All games

Game Records

Record	Overall	Home	Away	Neutral
ALL GAMES	18-8	12-1	4-5	2-2
CONFERENCE	9-6	7-0	2-5	0-1
NON-CONFERENCE	9-2	5-1	2-0	2-1

Score by Periods

Team	1st	2nd	OT	TOT
Iowa	968	1066	0	2034
Opponents	920	944	0	1864

Team Box Score

No.	Player	Total			3-Point		F-Throw		Rebounds				PF DQ A TO BLK STL PTS AVG									
		GP-GS	MIN	AVG	FG-FGA	FG%	3FG-FGA	3FG%	FT-FTA	FT%	OFF	DEF	TOT	AVG	PF	DQ	A	TO	BLK	STL	PTS	AVG
55	GARZA, Luka	26-26	804:02	30.9	238-428	.556	33-85	.388	108-164	.659	91	162	253	9.7	63	1	25	47	45	22	617	23.7
10	WIESKAMP, Joe	26-26	838:43	32.3	131-291	.450	49-130	.377	77-93	.828	38	123	161	6.2	36	0	44	41	14	30	388	14.9
5	FREDRICK, CJ	22-22	616:57	28.0	80-161	.497	42-90	.467	33-42	.786	15	28	43	2.0	36	0	58	31	4	17	235	10.7
3	BOHANNON, Jordan	10-6	250:06	25.0	25-84	.298	20-61	.328	18-18	1.000	1	15	16	1.6	17	0	33	11	0	8	88	8.8
15	KRIENER, Ryan	26-4	468:32	18.0	75-136	.551	10-33	.303	30-40	.750	40	67	107	4.1	43	0	26	33	18	8	190	7.3
1	TOUSSAINT, Joe	26-15	461:16	17.7	57-155	.368	6-28	.214	47-58	.810	17	35	52	2.0	49	1	70	51	1	33	167	6.4
30	MCCAFFERY, Connor	26-26	774:49	29.8	44-135	.326	24-77	.312	45-57	.789	20	91	111	4.3	68	2	98	23	3	27	157	6.0
2	NUNGE, Jack	5-5	88:20	17.7	12-33	.364	3-14	.214	3-4	.750	7	16	23	4.6	7	0	9	6	0	1	30	6.0
22	MCCAFFERY, Patrick	2-0	26:44	13.4	3-10	.300	0-4	.000	0-0	.000	2	3	5	2.5	2	0	1	0	0	1	6	3.0
4	EVELYN, Bakari	26-0	446:20	17.2	21-72	.292	13-48	.271	17-21	.810	10	29	39	1.5	45	0	50	36	1	10	72	2.8
35	PEMSL, Cordell	23-0	284:40	12.4	18-42	.429	1-4	.250	22-34	.647	17	47	64	2.8	25	0	29	19	7	6	59	2.6
13	ASH, Austin	8-0	24:48	3.1	3-11	.273	3-10	.300	3-4	.750	0	5	5	0.6	3	0	2	2	0	3	12	1.5
20	TILL, Riley	16-0	87:43	5.5	3-11	.273	0-0	.000	3-9	.333	5	8	13	0.8	12	0	4	4	5	3	9	0.6
0	BAER, Michael	4-0	13:57	3.5	1-2	.500	0-0	.000	0-2	.000	2	3	5	1.3	2	0	0	0	0	0	2	0.5
24	HOBBS, Nicolas	5-0	13:03	2.6	1-6	.167	0-1	.000	0-0	.000	0	1	1	0.2	1	0	0	2	0	0	2	0.4
Team											39	46	85					11				
Total		26	5200		712-1577	.451	204-585	.349	406-546	.744	304	679	983	37.8	409	4	449	317	98	169	2034	78.2
Opponents		26	5200		681-1581	.431	202-626	.323	300-417	.719	270	637	907	34.9	496	11	387	329	97	161	1864	71.7

Team Statistics

	IOWA	OPP
Scoring	2034	1864
Points per game	78.2	71.7
Scoring margin	+6.5	-
Field goals-att	712-1577	681-1581
Field goal pct	.451	.431
3 point fg-att	204-585	202-626
3-point FG pct	.349	.323
3-pt FG made per game	7.8	7.8
Free throws-att	406-546	300-417
Free throw pct	.744	.719
F-Throws made per game	15.6	11.5
Rebounds	983	907
Rebounds per game	37.8	34.9
Rebounding margin	+2.9	-
Assists	449	387
Assists per game	17.3	14.9
Turnovers	317	329
Turnovers per game	12.2	12.7
Turnover margin	+0.5	-
Assist/turnover ratio	1.4	1.2
Steals	169	161
Steals per game	6.5	6.2
Blocks	98	97
Blocks per game	3.8	3.7
Winning streak	1	-
Home win streak	11	-
Attendance	155440	131700
Home games-Avg/Game	13-11957	9-14633
Neutral site-Avg/Game	-	4-6101

Team Results

Date	Opponent		Score	Att.
11/08/2019	SIUE	W	87-60	10300
11/11/2019	DePaul	L	78-93	9961
11/15/2019	Oral Roberts	W	87-74	11021
11/21/2019	North Florida	W	83-68	9389
11/24/2019	Cal Poly	W	85-59	10730
11/28/2019	vs Texas Tech	W	72-61	4855
11/29/2019	vs San Diego St.	L	73-83	4855
12/03/2019	at Syracuse	W	68-54	20844
12/06/2019	at Michigan	L	91-103	12707
12/09/2019	Minnesota	W	72-52	10442
12/12/2019	at Iowa St.	W	84-68	14384
12/21/2019	vs Cincinnati	W	77-70	6814
12/29/2019	Kennesaw St.	W	93-51	15056
01/04/2020	vs Penn St.	L	86-89	7881
01/07/2020	at Nebraska	L	70-76	14722
01/10/2020	Maryland	W	67-49	11721
01/14/2020	at Northwestern	W	75-62	6023
01/17/2020	Michigan	W	90-83	14136
01/22/2020	Rutgers	W	85-80	10006
01/27/2020	Wisconsin	W	68-62	12566
01/30/2020	at Maryland	L	72-82	16369
02/02/2020	Illinois	W	72-65	15056
02/05/2020	at Purdue	L	68-104	14804
02/08/2020	Nebraska	W	96-72	15056
02/13/2020	at Indiana	L	77-89	17222
02/16/2020	at Minnesota	W	58-55	14625