







# 2014 NCAA Championships - Qualifier

## Team Results

Apr 10, 2014

Men / SR  
Session: All

Rank	Gym	Team	Score						
1	Oklahoma	X	440.000	75.500 1	73.200 1	73.600 2	73.700 2	72.900 2	71.100 1
2	Stanford	X	433.550	75.000 2	69.650 4	71.700 4	73.950 1	73.050 1	70.200 3
3	Illinois	X	432.850	71.900 4	72.050 2	74.350 1	72.200 4	71.800 3	70.550 2
4	Iowa	X	425.950	71.500 5	68.850 5	72.800 3	72.050 6	71.350 4	69.400 4
5	California	X	425.700	72.850 3	69.950 3	70.750 5	72.800 3	70.850 5	68.500 5
6	W&M	X	415.350	70.150 6	68.200 6	68.850 6	72.100 5	67.900 6	68.150 6







# 2014 NCAA Championships - Qualifier

## Event Results - AA

Apr 10, 2014

Page: 1  
Printed: 4/10/2014 3:44 PM

Men / SR  
Session: 1

Rank	Num	Name	Gym							AA
1	1112	Akash Modi	Stanford	15.250	15.050	14.450	14.750	15.050	12.900	87.450
2	201	Donothan Bailey	California	15.200	14.350	14.750	14.550	14.750	12.650	86.250
3	307	C.J. Maestas	Illinois	15.200	12.650	15.450	14.100	13.850	14.900	86.150
4	217	Kyle Zemeir	California	14.400	12.800	14.200	14.450	15.000	14.650	85.500
5	404	Jack Boyle	Iowa	13.900	13.450	14.850	13.800	15.000	13.450	84.450
6	1212	Daniel Potemski	W&M	13.450	13.350	14.400	14.650	14.050	13.600	83.500
7	1306	Chris Junghans	Navy	14.000	13.000	13.650	14.000	14.100	13.350	82.100
8	1302	Jon Rydzefski	Temple	13.100	11.900	13.600	13.300	13.450	13.600	78.950
9	1303	Jakob Welsh	Temple	12.750	13.000	13.550	13.950	12.650	12.150	78.050





# NCAA Gymnastics Score Sheet

Teams: Home Univ. Of Oklahoma Visitor William & Mary

Date Apr 10, 2014 Place Crisler Center Attendance 0

Name		D	1	2	3	4	nd	AVE	Name		D	1	2	3	4	nd	AVE
F L O O R	1 Presten Ellsworth 905	5.80	9.40	9.20	9.30	9.30		15.100	1 Keaton Ackerman 1201	5.40	8.90	9.00	8.70	8.70		14.200	
	2 Colin Van Wicklen 918	5.90	9.20	9.10	9.10	9.00		15.000	2 Daniel Potemski 1212	5.30	8.00	8.40	8.30	7.70		13.450	
	3 Kanji Oyama 909	6.20	8.90	8.80	8.70	9.40	-0.3	14.750	3 Michael Deitz 1205	5.40	8.20	8.60	8.20	8.40		13.700	
	4 Alec Robin 915	6.10	9.10	9.30	9.20	9.60		15.350	4 Landon Funciello 1206	5.80	8.20	8.20	8.10	8.30	-0.1	13.900	
	5 Raymond White 919	5.90	9.50	9.10	9.30	9.60		15.300	5 Neal Courter 1204	5.90	9.00	9.10	9.00	8.90		14.900	

Floor Score: 75.500 Running Score: 75.500 Floor Score: 70.150 Running Score: 70.150

P O M M E L	1 Allan Bower 903	5.60	8.70	9.00	9.10	9.10		14.650	1 Rob Meyer 1210	4.90	8.20	8.50	8.40	8.20		13.200
	2 Alec Robin 915	5.50	8.20	8.00	8.30	8.30		13.750	2 Daniel Potemski 1212	5.30	8.00	7.80	8.10	8.10		13.350
	3 Sergey Resnick 913	5.90	8.90	8.80	8.80	9.20		14.750	3 Keaton Ackerman 1201	5.80	8.20	8.40	8.40	8.40		14.200
	4 Raymond White 919	5.80	9.00	9.00	9.10	9.20		14.850	4 Peter Ten Eyck 1214	5.20	8.50	8.60	8.80	8.80		13.900
	5 Michael Reid 912	6.00	8.90	9.20	9.20	9.20		15.200	5 Jason Wang 1217	5.60	7.60	8.00	8.10	7.90		13.550

Pommel Score: 73.200 Running Score: 148.700 Pommel Score: 68.200 Running Score: 138.350

R I N G S	1 Thao Viet Hoang 907	5.40	8.80	9.10	8.90	9.10		14.400	1 Peter Ten Eyck 1214	4.70	8.30	8.60	8.30	8.70		13.150
	2 Danny Berardini 902	5.40	9.20	9.20	9.20	9.10		14.600	2 Sam Patterson 1211	5.30	7.00	6.80	6.80	7.30		12.200
	3 Presten Ellsworth 905	5.10	9.10	9.10	9.20	9.30		14.250	3 Daniel Potemski 1212	5.30	9.00	9.20	9.10	9.10		14.400
	4 Kanji Oyama 909	5.80	8.70	8.60	8.80	8.90		14.550	4 J.J. Jindra 1209	5.40	7.50	8.10	8.00	8.40		13.450
	5 Michael Squires 917	6.80	9.00	9.10	9.00	8.90		15.800	5 Landon Funciello 1206	6.60	8.80	9.00	9.10	9.20		15.650

Rings Score: 73.600 Running Score: 222.300 Rings Score: 68.850 Running Score: 207.200

V A U L T	1 Raymond White 919	5.20	9.40	9.20	9.40	9.40		14.600	1 Aria Sabbagh 1213	4.80	9.50	9.40	9.20	9.10		14.100
	2 Kanji Oyama 909	5.20	9.40	9.50	9.30	9.40		14.600	2 Michael Deitz 1205	4.80	9.40	9.30	9.50	9.40	-0.1	14.100
	3 Presten Ellsworth 905	5.60	9.30	9.00	9.20	9.30		14.850	3 Daniel Potemski 1212	5.30	9.30	9.20	9.50	9.40		14.650
	4 Alec Robin 915	5.60	9.40	9.10	9.00	9.30		14.800	4 Neal Courter 1204	5.60	9.50	9.40	9.60	9.70		15.150
	5 Colin Van Wicklen 918	5.20	9.70	9.70	9.60	9.60		14.850	5 Landon Funciello 1206	4.50	9.70	9.60	9.60	9.30		14.100

Vault Score: 73.700 Running Score: 296.000 Vault Score: 72.100 Running Score: 279.300

P B A R	1 Allan Bower 903	5.70	8.90	8.90	9.00	8.90		14.600	1 Keaton Ackerman 1201	4.80	8.20	8.10	8.30	8.30		13.050
	2 Jacoby Rubin 916	5.50	8.50	8.30	8.30	8.70		13.900	2 J.J. Jindra 1209	4.70	6.70	6.60	6.70	7.00		11.400
	3 Danny Berardini 902	5.90	8.80	9.00	8.80	8.80		14.700	3 Daniel Potemski 1212	5.30	8.70	8.70	8.80	8.80		14.050
	4 Presten Ellsworth 905	5.50	9.20	9.00	9.40	9.40		14.800	4 Sam Patterson 1211	5.60	8.90	9.00	9.00	9.10		14.600
	5 Sergey Resnick 913	5.80	9.00	9.10	9.30	9.10		14.900	5 Landon Funciello 1206	5.70	9.20	9.10	9.10	8.80		14.800

P. Bar Score: 72.900 Running Score: 368.900 P. Bar Score: 67.900 Running Score: 347.200

H B A R	1 Danny Berardini 902	5.70	9.10	9.00	9.10	9.00		14.750	1 Keaton Ackerman 1201	4.70	8.60	8.40	8.70	8.50		13.250
	2 Jacoby Rubin 916	5.60	8.70	8.70	8.70	8.90		14.300	2 J.J. Jindra 1209	5.30	8.20	8.20	8.50	8.10		13.500
	3 Colin Van Wicklen 918	5.50	9.10	8.90	8.80	9.20		14.500	3 Daniel Potemski 1212	5.00	8.80	8.50	8.30	8.70		13.600
	4 Stanton Rehkemper 911	5.60	8.40	8.10	7.80	8.10		13.700	4 Michael Deitz 1205	5.10	8.50	8.90	8.80	8.90		13.950
	5 Alec Robin 915	5.50	8.40	8.20	8.30	8.60		13.850	5 Neal Courter 1204	5.40	8.40	8.30	8.70	8.50		13.850

H. Bar Score: 71.100 Running Score: 440.000 H. Bar Score: 68.150 Running Score: 415.350

Final Team Score: 440.000

Final Team Score: 415.350

**All-Arounders**

**All-Arounders**

	Potemski
	13.450
	13.350
	14.400
	14.650
	14.050
	13.600
	83.500

Judge's Signatures \* FX \_\_\_\_\_ \* PH \_\_\_\_\_ \* SR \_\_\_\_\_ \* VT \_\_\_\_\_ \* PB \_\_\_\_\_ \* HB \_\_\_\_\_

\* Head Judge FX \_\_\_\_\_ PH \_\_\_\_\_ SR \_\_\_\_\_ VT \_\_\_\_\_ PB \_\_\_\_\_ HB \_\_\_\_\_

Coach's Signature \_\_\_\_\_ Coach's Signature \_\_\_\_\_