

NCAA Gymnastics Score Sheet

Teams: Home Iowa-Men Visitor Minnesota-Men

Date Feb 14, 2015 Place University Of Iowa Attendance 650

Name		D	1	2	3	4	nd	AVE	Name		D	1	2	3	4	nd	AVE
FLOOR	1 Lance Alberhasky	101	5.40	9.20	9.30			14.650	1 Jack Kramer	208	5.90	8.70	8.90				14.700
	2 Cory Paterson	114	5.50	8.80	8.80			14.300	2 Jalon Stephens	207	5.80	8.80	8.80				14.600
	3 Jack Boyle	104	5.70	8.80	9.00			14.600	3 Alex Wittenberg	206	5.90	8.70	8.80				14.650
	4 Brandon Field	107	5.80	9.10	8.90			14.800	4 Zach Leibler	212	5.80	9.20	9.20				15.000
	5 Cyrus Dobre-Mofid	105	5.70	8.90	9.10			14.700	5 Sean Bauer	202	6.20	8.70	8.90				15.000
	6 Matt Loochtan	110	5.80	8.90	9.00			14.750	6 Joel Gagnon	215	6.00	7.50	7.60				13.550

Floor Score: 73.500 Running Score: 73.500 Floor Score: 73.950 Running Score: 73.950

Pommel	1 Emmaunel Monroy	111	5.40	7.80	7.70			13.150	1 Jack Kramer	208	5.30	8.80	8.70				14.050
	2 Del Vecchio Orozco	112	5.70	8.40	8.40			14.100	2 Luke Aldrich	204	5.00	6.00	6.30				11.150
	3 Elijah Parsells	113	5.70	9.20	8.90			14.750	3 Danny DiBenedetto	209	5.30	8.50	8.70				13.900
	4 Austin Hodges	109	5.40	9.00	8.80			14.300	4 Tristan Duran	211	4.90	8.80	8.50				13.550
	5 Doug Sullivan	117	6.10	9.20	8.90			15.150	5 Paul Montague	210	6.10	8.50	8.30				14.500
	6 David Spanier	115	4.60	8.60	8.50			13.150	6 Ellis Mannon	213	6.40	8.80	8.80				15.200

Pommel Score: 71.450 Running Score: 144.950 Pommel Score: 71.200 Running Score: 145.150

Rings	1 Andrew Botto	103	6.10	9.00	8.90			15.050	1 Mitchell Soukup	203	5.50	9.60	9.50				15.050
	2 Lance Alberhasky	101	6.10	7.80	7.90			13.950	2 Sean Bauer	202	5.40	8.90	8.80				14.250
	3 William Albert	102	5.70	8.90	8.90			14.600	3 Jack Metcalf	201	6.10	9.00	8.80				15.000
	4 Matt Loochtan	110	6.00	8.90	8.80			14.850	4 Paul Montague	210	5.50	9.60	9.50				15.050
	5 Jack Boyle	104	6.30	9.00	8.80			15.200	5 Ellis Mannon	213	5.00	9.10	9.10				14.100
	6 Dylan Ellsworth	106	5.20	8.70	8.90			14.000	6 Steve Jaciuk	214	5.60	9.40	9.40				15.000

Rings Score: 73.700 Running Score: 218.650 Rings Score: 74.350 Running Score: 219.500

Vault	1 Andrew Botto	103	5.20	9.20	9.10			14.350	1 Jack Kramer	208	4.80	9.30	9.40				14.150
	2 Brandon Field	107	5.20	9.40	9.20			14.500	2 Joel Gagnon	215	5.20	9.10	8.90				14.200
	3 Cyrus Dobre-Mofid	105	5.20	8.40	8.50			13.650	3 Jalon Stephens	207	4.40	9.50	9.50				13.900
	4 William Albert	102	5.20	9.50	9.50			14.700	4 Sean Bauer	202	5.30	9.60	9.50				14.850
	5 Dylan Ellsworth	106	5.60	8.90	9.00			14.550	5 Shashank Yallamraju	205	4.40	9.30	9.40				13.750
	6 Matt Loochtan	110	5.60	8.20	8.40			13.900	6 Jack Metcalf	201	5.60	8.60	8.80				14.300

Vault Score: 72.000 Running Score: 290.650 Vault Score: 71.400 Running Score: 290.900

P. Bar	1 Matt Loochtan	110	5.50	9.30	9.30			14.800	1 Jalon Stephens	207	5.20	9.20	9.10				14.350
	2 Dylan Ellsworth	106	5.70	8.70	8.90			14.500	2 Danny DiBenedetto	209	5.70	8.30	8.50				14.100
	3 Lance Alberhasky	101	5.60	8.80	8.60			14.300	3 Tristan Duran	211	5.80	9.00	8.80				14.700
	4 Jack Boyle	104	5.80	8.90	9.10			14.800	4 Paul Montague	210	6.00	7.70	7.40				13.550
	5 Cyrus Dobre-Mofid	105	5.60	7.00	7.50			12.850	5 Ellis Mannon	213	5.80	8.30	8.30				14.100
	6 Cory Paterson	114	5.40	9.10	8.90			14.400	6 Steve Jaciuk	214	5.90	9.30	9.20				15.150

P. Bar Score: 72.800 Running Score: 363.450 P. Bar Score: 72.400 Running Score: 363.300

H. Bar	1 Del Vecchio Orozco	112	5.30	8.70	8.90			14.100	1 Danny DiBenedetto	209	5.70	8.80	8.70				14.450
	2 Lance Alberhasky	101	5.40	9.00	9.00			14.400	2 Joel Gagnon	215	5.40	9.00	9.00				14.400
	3 Jack Boyle	104	6.20	8.30	8.40			14.550	3 Jalon Stephens	207	5.30	8.20	8.30				13.550
	4 Cory Paterson	114	6.00	8.80	9.00			14.900	4 Paul Montague	210	5.60	7.00	7.00				12.600
	5 Cyrus Dobre-Mofid	105	5.60	7.50	7.30			13.000	5 Ellis Mannon	213	5.00	8.20	7.80				13.000
	6 David Spanier	115	5.00	8.90	9.10			14.000	6 Steve Jaciuk	214	5.80	9.00	9.20				14.900

H. Bar Score: 71.950 Running Score: 435.400 H. Bar Score: 70.300 Running Score: 433.600

Final Team Score: 435.400

Final Team Score: 433.600

All-Arounders

All-Arounders

FX																	
PH																	
SR																	
VT																	
PB																	
HB																	
AA																	

Judge's Signatures: *FX Don Osborn PH Dan Bachman SR Mike Hoskovec VT Eric Smith PB Tom Dunn HB Mike Grandick

* Head Judge: FX Eric Smith PH Mike Grandick SR Tom Dunn VT Don Osborn PB Mike Hoskovec HB Dan Bachman

Coach's Signature: [Signature] Coach's Signature: [Signature]

NCAA Gymnastics Score Sheet

Teams: Home Nebraska-Men Visitor _____

Date Feb 14, 2015 Place University Of Iowa Attendance 650

Name		D	1	2	3	4	nd	AVE	Name		D	1	2	3	4	nd	AVE
FLOOR	1 Ethan Lottman	313	5.60	7.70	7.90			13.400									
	2 Coleman Tokar	307	5.90	7.90	8.10			13.900									
	3 Austin Epperson	308	5.90	8.80	8.90			14.750									
	4 Travis Gollott	303	6.10	8.90	8.70			14.900									
	5 Kyle King	301	5.90	8.90	9.00			14.850									
	6 Christopher Stephens	314	5.90	9.00	9.10			14.950									

Floor Score: 73.350 Running Score: 73.350 Floor Score: 0.000 Running Score: 0.000

Pommel	1 Ryan Irick	309	5.10	8.50	8.40			13.550									
	2 Daniel Leal	312	5.10	7.00	7.00			12.100									
	3 Travis Gollott	303	5.00	7.80	7.50			12.650									
	4 Kyle King	301	5.00	7.70	7.50			12.600									
	5 Ethan Lottman	313	5.70	8.10	8.00			13.750									
	6 Andrew House	304	5.00	8.00	7.80			12.900									

Pommel Score: 65.450 Running Score: 138.800 Pommel Score: 0.000 Running Score: 0.000

Rings	1 Coleman Tokar	307	4.90	8.80	8.60			13.600									
	2 Brennon Sommers	306	5.40	8.60	8.70			14.050									
	3 Ryan Irick	309	5.40	7.80	7.80			13.200									
	4 Austin Epperson	308	5.40	8.40	8.40			13.800									
	5 Daniel Leal	312	5.60	8.70	8.50			14.200									
	6 Alex Magsam	311	5.60	8.20	8.50			13.950									

Rings Score: 69.600 Running Score: 208.400 Rings Score: 0.000 Running Score: 0.000

Vault	1 Josh Ungar	315	5.20	9.00	9.00			14.200									
	2 Alex Magsam	311	5.20	8.80	8.80			14.000									
	3 Daniel Leal	312	5.20	9.40	9.30			14.550									
	4 Louis Klein	305	5.20	9.20	9.20			14.400									
	5 Kyle King	301	5.60	9.20	9.30			14.850									
	6 Travis Gollott	303	5.60	8.70	9.00			14.450									

Vault Score: 72.450 Running Score: 280.850 Vault Score: 0.000 Running Score: 0.000

P Bar	1 Christopher Stephens	314	5.40	9.20	9.00			14.500									
	2 Austin Epperson	308	5.20	7.30	7.50			12.600									
	3 Louis Klein	305	5.00	7.80	7.50			12.650									
	4 Travis Gollott	303	5.00	9.50	9.50			14.500									
	5 Daniel Leal	312	5.70	9.00	9.00			14.700									
	6 Sam Chamberlain	302	5.40	8.80	9.00			14.300									

P. Bar Score: 70.650 Running Score: 351.500 P. Bar Score: 0.000 Running Score: 0.000

H Bar	1 Travis Gollott	303	5.20	8.90	8.80			14.050									
	2 Coleman Tokar	307	5.10	8.60	8.40			13.600									
	3 Christopher Stephens	314	4.70	9.30	9.10			13.900									
	4 Daniel Leal	312	5.20	7.90	8.00			13.150									
	5 Louis Klein	305	5.20	7.30	7.10			12.400									
	6 Austin Epperson	308	5.20	8.80	8.90			14.050									

H. Bar Score: 68.750 Running Score: 420.250 H. Bar Score: 0.000 Running Score: 0.000

Final Team Score: 420.250

Final Team Score: 0.000

All-Arounders

All-Arounders

FX																	
PH																	
SR																	
VT																	
PB																	
HB																	
AA																	

Judge's Signatures *FX Don Osborn *PH Dan Bachman *SR Mike Hoskovec *VT Eric Smith *PB Tom Dunn *HB Mike Grandick
 * Head Judge
 FX Eric Smith PH Mike Grandick SR Tom Dunn VT Don Osborn PB Mike Hoskovec HB Dan Bachman
 Coach's Signature [Signature] Coach's Signature _____

Iowa Vs. Minnesota & Nebraska

Event Results - Floor

Feb 14, 2015

Page: 1
Printed: 2/14/2015 9:58 PM

Men / C
Session: 1



Rank	Num	Name	Gym	Diff	Exec	ND	Score	Out
1T	212	Zach Leibler	Minn-M	5.800	9.200	-.-	15.000	0.000
1T	202	Sean Bauer	Minn-M	6.200	8.800	-.-	15.000	0.000
3	314	Christopher Stephenson	Nebraska	5.900	9.050	-.-	14.950	0.050
4	303	Travis Gollott	Nebraska	6.100	8.800	-.-	14.900	0.100
5	301	Kyle King	Nebraska	5.900	8.950	-.-	14.850	0.150
6	107	Brandon Field	Iowa-M	5.800	9.000	-.-	14.800	0.200
7T	110	Mattt Loochtan	Iowa-M	5.800	8.950	-.-	14.750	0.250
7T	308	Austin Epperson	Nebraska	5.900	8.850	-.-	14.750	0.250
9T	105	Cyrus Dobre-Mofid	Iowa-M	5.700	9.000	-.-	14.700	0.300
9T	208	Jack Kramer	Minn-M	5.900	8.800	-.-	14.700	0.300
11T	101	Lance Alberhasky	Iowa-M	5.400	9.250	-.-	14.650	0.350
11T	206	Alex Wittenberg	Minn-M	5.900	8.750	-.-	14.650	0.350
13T	104	Jack Boyle	Iowa-M	5.700	8.900	-.-	14.600	0.400
13T	207	Jalon Stephens	Minn-M	5.800	8.800	-.-	14.600	0.400
15	114	Cory Paterson	Iowa-M	5.500	8.800	-.-	14.300	0.700
16	307	Coleman Tokar	Nebraska	5.900	8.000	-.-	13.900	1.100
17	215	Joel Gagnon	Minn-M	6.000	7.550	-.-	13.550	1.450
18	313	Ethan Lottman	Nebraska	5.600	7.800	-.-	13.400	1.600

Iowa Vs. Minnesota & Nebraska

Event Results - Pommel

Feb 14, 2015

Page: 1
Printed: 2/14/2015 9:58 PM

Men / C
Session: 1



Rank	Num	Name	Gym	Diff	Exec	ND	Score	Out
1	213	Ellis Mannon	Minn-M	6.400	8.800	-.-	15.200	0.000
2	117	Doug Sullivan	Iowa-M	6.100	9.050	-.-	15.150	0.050
3	113	Elijah Parsells	Iowa-M	5.700	9.050	-.-	14.750	0.450
4	210	Paul Montague	Minn-M	6.100	8.400	-.-	14.500	0.700
5	109	Austin Hodges	Iowa-M	5.400	8.900	-.-	14.300	0.900
6	112	Del Vecchio Orozco	Iowa-M	5.700	8.400	-.-	14.100	1.100
7	208	Jack Kramer	Minn-M	5.300	8.750	-.-	14.050	1.150
8	209	Danny DiBenedetto	Minn-M	5.300	8.600	-.-	13.900	1.300
9	313	Ethan Lottman	Nebraska	5.700	8.050	-.-	13.750	1.450
10T	211	Tristan Duran	Minn-M	4.900	8.650	-.-	13.550	1.650
10T	309	Ryan Irick	Nebraska	5.100	8.450	-.-	13.550	1.650
12T	115	David Spanier	Iowa-M	4.600	8.550	-.-	13.150	2.050
12T	111	Emmaunel Monroy	Iowa-M	5.400	7.750	-.-	13.150	2.050
14	304	Andrew House	Nebraska	5.000	7.900	-.-	12.900	2.300
15	303	Travis Gollott	Nebraska	5.000	7.650	-.-	12.650	2.550
16	301	Kyle King	Nebraska	5.000	7.600	-.-	12.600	2.600
17	312	Daniel Leal	Nebraska	5.100	7.000	-.-	12.100	3.100
18	204	Luke Aldrich	Minn-M	5.000	6.150	-.-	11.150	4.050

Iowa Vs. Minnesota & Nebraska

Event Results - Rings

Feb 14, 2015

Page: 1
Printed: 2/14/2015 9:58 PM

Men / C
Session: 1



Rank	Num	Name	Gym	Diff	Exec	ND	Score	Out
1	104	Jack Boyle	Iowa-M	6.300	8.900	-.-	15.200	0.000
2*	210	Paul Montague	Minn-M	5.500	9.550	-.-	15.050	0.150
2*	203	Mitchell Soukup	Minn-M	5.500	9.550	-.-	15.050	0.150
2T	103	Andrew Botto	Iowa-M	6.100	8.950	-.-	15.050	0.150
5T	214	Steve Jaciuk	Minn-M	5.600	9.400	-.-	15.000	0.200
5T	201	Jack Metcalf	Minn-M	6.100	8.900	-.-	15.000	0.200
7	110	Mattt Loochtan	Iowa-M	6.000	8.850	-.-	14.850	0.350
8	102	William Albert	Iowa-M	5.700	8.900	-.-	14.600	0.600
9	202	Sean Bauer	Minn-M	5.400	8.850	-.-	14.250	0.950
10	312	Daniel Leal	Nebraska	5.600	8.600	-.-	14.200	1.000
11	213	Ellis Mannon	Minn-M	5.000	9.100	-.-	14.100	1.100
12	306	Brennon Sommers	Nebraska	5.400	8.650	-.-	14.050	1.150
13	106	Dylan Ellsworth	Iowa-M	5.200	8.800	-.-	14.000	1.200
14T	311	Alex Magsam	Nebraska	5.600	8.350	-.-	13.950	1.250
14T	101	Lance Alberhasky	Iowa-M	6.100	7.850	-.-	13.950	1.250
16	308	Austin Epperson	Nebraska	5.400	8.400	-.-	13.800	1.400
17	307	Coleman Tokar	Nebraska	4.900	8.700	-.-	13.600	1.600
18	309	Ryan Irick	Nebraska	5.400	7.800	-.-	13.200	2.000

Iowa Vs. Minnesota & Nebraska

Event Results - Vault

Feb 14, 2015

Page: 1
Printed: 2/14/2015 9:58 PM

Men / C
Session: 1



Rank	Num	Name	Gym	Diff	Exec	ND	Score	Out
1T	202	Sean Bauer	Minn-M	5.300	9.550	-.-	14.850	0.000
1T	301	Kyle King	Nebraska	5.600	9.250	-.-	14.850	0.000
3	102	William Albert	Iowa-M	5.200	9.500	-.-	14.700	0.150
4T	312	Daniel Leal	Nebraska	5.200	9.350	-.-	14.550	0.300
4T	106	Dylan Ellsworth	Iowa-M	5.600	8.950	-.-	14.550	0.300
6	107	Brandon Field	Iowa-M	5.200	9.300	-.-	14.500	0.350
7	303	Travis Gollott	Nebraska	5.600	8.850	-.-	14.450	0.400
8	305	Louis Klein	Nebraska	5.200	9.200	-.-	14.400	0.450
9	103	Andrew Botto	Iowa-M	5.200	9.150	-.-	14.350	0.500
10	201	Jack Metcalf	Minn-M	5.600	8.700	-.-	14.300	0.550
11T	215	Joel Gagnon	Minn-M	5.200	9.000	-.-	14.200	0.650
11T	315	Josh Ungar	Nebraska	5.200	9.000	-.-	14.200	0.650
13	208	Jack Kramer	Minn-M	4.800	9.350	-.-	14.150	0.700
14	311	Alex Magsam	Nebraska	5.200	8.800	-.-	14.000	0.850
15T	207	Jalon Stephens	Minn-M	4.400	9.500	-.-	13.900	0.950
15T	110	Mattt Loochtan	Iowa-M	5.600	8.300	-.-	13.900	0.950
17	205	Shashank Yallamraju	Minn-M	4.400	9.350	-.-	13.750	1.100
18	105	Cyrus Dobre-Mofid	Iowa-M	5.200	8.450	-.-	13.650	1.200

Iowa Vs. Minnesota & Nebraska

Event Results - P Bars

Feb 14, 2015

Page: 1
Printed: 2/14/2015 9:58 PM

Men / C
Session: 1



Rank	Num	Name	Gym	Diff	Exec	ND	Score	Out
1	214	Steve Jaciuk	Minn-M	5.900	9.250	-.-	15.150	0.000
2T	110	Mattt Loochtan	Iowa-M	5.500	9.300	-.-	14.800	0.350
2T	104	Jack Boyle	Iowa-M	5.800	9.000	-.-	14.800	0.350
4T	312	Daniel Leal	Nebraska	5.700	9.000	-.-	14.700	0.450
4T	211	Tristan Duran	Minn-M	5.800	8.900	-.-	14.700	0.450
6T	303	Travis Gollott	Nebraska	5.000	9.500	-.-	14.500	0.650
6T	314	Christopher Stephenson	Nebraska	5.400	9.100	-.-	14.500	0.650
6T	106	Dylan Ellsworth	Iowa-M	5.700	8.800	-.-	14.500	0.650
9	114	Cory Paterson	Iowa-M	5.400	9.000	-.-	14.400	0.750
10	207	Jalon Stephens	Minn-M	5.200	9.150	-.-	14.350	0.800
11T	302	Sam Chamberlain	Nebraska	5.400	8.900	-.-	14.300	0.850
11T	101	Lance Alberhasky	Iowa-M	5.600	8.700	-.-	14.300	0.850
13T	209	Danny DiBenedetto	Minn-M	5.700	8.400	-.-	14.100	1.050
13T	213	Ellis Mannon	Minn-M	5.800	8.300	-.-	14.100	1.050
15	210	Paul Montague	Minn-M	6.000	7.550	-.-	13.550	1.600
16	105	Cyrus Dobre-Mofid	Iowa-M	5.600	7.250	-.-	12.850	2.300
17	305	Louis Klein	Nebraska	5.000	7.650	-.-	12.650	2.500
18	308	Austin Epperson	Nebraska	5.200	7.400	-.-	12.600	2.550

Iowa Vs. Minnesota & Nebraska

Event Results - H Bar

Feb 14, 2015

Page: 1
Printed: 2/14/2015 9:58 PM

Men / C
Session: 1









Rank	Num	Name	Gym	Diff	Exec	ND	Score	Out
1T	214	Steve Jaciuk	Minn-M	5.800	9.100	-.-	14.900	0.000
1T	114	Cory Paterson	Iowa-M	6.000	8.900	-.-	14.900	0.000
3	104	Jack Boyle	Iowa-M	6.200	8.350	-.-	14.550	0.350
4	209	Danny DiBenedetto	Minn-M	5.700	8.750	-.-	14.450	0.450
5*	215	Joel Gagnon	Minn-M	5.400	9.000	-.-	14.400	0.500
5*	101	Lance Alberhasky	Iowa-M	5.400	9.000	-.-	14.400	0.500
7	112	Del Vecchio Orozco	Iowa-M	5.300	8.800	-.-	14.100	0.800
8*	308	Austin Epperson	Nebraska	5.200	8.850	-.-	14.050	0.850
8*	303	Travis Gollott	Nebraska	5.200	8.850	-.-	14.050	0.850
10	115	David Spanier	Iowa-M	5.000	9.000	-.-	14.000	0.900
11	314	Christopher Stephenson	Nebraska	4.700	9.200	-.-	13.900	1.000
12	307	Coleman Tokar	Nebraska	5.100	8.500	-.-	13.600	1.300
13	207	Jalon Stephens	Minn-M	5.300	8.250	-.-	13.550	1.350
14	312	Daniel Leal	Nebraska	5.200	7.950	-.-	13.150	1.750
15T	213	Ellis Mannon	Minn-M	5.000	8.000	-.-	13.000	1.900
15T	105	Cyrus Dobre-Mofid	Iowa-M	5.600	7.400	-.-	13.000	1.900
17	210	Paul Montague	Minn-M	5.600	7.000	-.-	12.600	2.300
18	305	Louis Klein	Nebraska	5.200	7.200	-.-	12.400	2.500

Iowa Vs. Minnesota & Nebraska

Team Results

Men / C
Session: 1

Feb 14, 2015

Rank	Gym	Team	Score						
1	Iowa-M	IA	435.400	73.500 2	71.450 1	73.700 2	72.000 2	72.800 1	71.950 1
2	Minn-M	MN	433.600	73.950 1	71.200 2	74.350 1	71.400 3	72.400 2	70.300 2
3	Nebraska	NE	420.250	73.350 3	65.450 3	69.600 3	72.450 1	70.650 3	68.750 3