



IOWA HAWKEYES

12-10 Overall, 4-5 Big Ten

3 FINAL FOURS | 8 BIG TEN CHAMPIONSHIPS | 2 BIG TEN TOURNAMENT TITLES | 25 NCAA TOURNAMENTS

IOWA (12-10, 4-5) at RUTGERS (12-10, 1-8)

Jan. 31, 2017 // Piscataway, New Jersey // The RAC // 6:01 p.m. CT

Iowa Hawkeyes

Pos.	No.	Name	Ht.	Wt.	Yr.	Hometown	Statistical Summary
G	3	Jordan Bohannon	6-0	182	Fr.	Marion, Iowa	8.8 ppg, 2.4 rpg, 4.7 apg
G	4	Isaiah Moss	6-5	205	RS-Fr.	Chicago, Illinois	6.7 ppg, 1.6 rpg, 0.7 apg
F	51	Nicholas Baer	6-7	200	RS-So.	Bettendorf, Iowa	6.9 ppg, 6.2 rpg, 1.8 apg
F	0	Ahmad Wagner	6-7	235	So.	Yellow Springs, Ohio	4.9 ppg, 3.4 rpg, 1.6 apg
F	5	Tyler Cook	6-9	253	Fr.	St. Louis, Missouri	11.9 ppg, 4.9 rpg, 1.0 apg

Head Coach: Fran McCaffery (Penn, 1979); Seventh Season at Iowa (130-96); 21st Season Overall (381-273)

Rutgers Scarlet Knights

Pos.	No.	Name	Ht.	Wt.	Yr.	Hometown	Statistical Summary
G	0	Nigel Johnson	6-1	186	RS-Jr.	Ashburn, Virginia	11.5 ppg, 4.0 rpg, 2.3 apg
G	3	Corey Sanders	6-2	181	So.	Lakeland, Florida	12.6 ppg, 3.5 rpg, 3.4 apg
F	11	Eugene Omoruyi	6-6	230	Fr.	Rexdale, Ontario	2.3 ppg, 2.3 rpg, 1.1 apg
F	33	Deshawn Freeman	6-7	225	RS-Jr.	Rocky Mount, N.C.	11.1 ppg, 8.3 rpg, 1.0 bpg
C	34	C.J. Gettys	7-0	280	Sr.	Columbus, Ohio	7.9 ppg, 4.9 rpg, 1.4 apg

Head Coach: Steve Pikiell (Connecticut, 1990); First Season at Rutgers (12-10); 12th Season Overall (204-164)

GAME #23 STORYLINES

- Iowa junior Dom Uhl played his final two seasons of prep basketball at Point Pleasant Beach in New Jersey (2012-14).
- Iowa is 4-0 all-time against Rutgers, including recording a 68-62 win last month in Iowa City. The Hawkeyes won, 90-76, in their first ever visit to Piscataway, New Jersey, a year ago.
- Sophomore Ahmad Wagner has started seven games this season, including Iowa's last outing versus Ohio State. The Hawkeyes are 6-1 record in games in which he has started.
- After scoring in double figures once in 27 games last year, Brady Ellingson has netted double digits five times this season, including netting a team-best 17 points in Iowa's win over Ohio State last weekend in Iowa City.
- Three of Iowa's top four scorers this season are true freshmen. Tyler Cook is second (11.9), followed by Cordell Pemsil (9.0), and Jordan Bohannon (8.8).
- Iowa begins a stretch of playing three of four games on the road beginning Tuesday at Rutgers.
- Iowa is 6-0 when allowing 70 points or fewer and 5-0 when committing 12 turnovers or less.
- Iowa underclassmen accounted for 79 of its 85 points, including 51 points from five freshmen, in its 85-72 triumph over Ohio State Saturday evening in Iowa City. Additionally, Hawkeye reserves tallied more than half the points (44 of 85).
- After playing 52 straight contests, Iowa and Big Ten leading-scorer Peter Jok did not play in Iowa's last outing against Ohio State on Saturday in Iowa City (back). The last time Jok missed a game was Nov. 15, 2015 versus Coppin State (ankle).
- Iowa will be gunning for its first true road victory of the season Tuesday in Piscataway, New Jersey. The Hawkeyes are 0-5 in true road games and 1-2 on neutral floors this season.
- Peter Jok has scored 25+ points eight times this year, a total that ties for the sixth most nationally. Jok ranks 20th in country -- fourth among players from Power 5 conferences -- in scoring per game (21.0). He also ranks ninth nationally in free throw accuracy (.915) and 44th in 3-pointers made (2.9).
- Peter Jok, the Big Ten's leading scorer, is currently averaging 21.0 points per game, including 18.4 per contest in conference play. The last Big Ten player to average at least 21 points per game was Minnesota's Kris Humphries (21.7) in the 2003-04 campaign.
- Peter Jok is the first Big Ten player with four 30-point games before the month of February since Michigan's Louis Bullock in 1998-99. Additionally, Jok is the first Hawkeye with four 30-point games in a season since Adam Haluska had five in 2006-07.

2016-17 SCHEDULE/RESULTS

Date	Opponent (TV)	Time
Nov. 11	Kennesaw State	W, 91-74
Nov. 13	Savannah State	W, 116-84
Nov. 17	Seton Hall ^	L, 83-91
Nov. 20	UT Rio Grande Valley	W, 95-67
Nov. 25	vs. #6/7 Virginia #	L, 41-74
Nov. 26	vs. Memphis #	L, 92-100
Nov. 29	at Notre Dame %	L, 78-92
Dec. 3	Omaha	L, 89-98
Dec. 5	Stetson	W, 95-68
Dec. 8	#25/25 Iowa State +	W, 78-64
Dec. 17	vs. Northern Iowa *	W, 69-46
Dec. 20	North Dakota	W, 84-73
Dec. 22	Delaware State	W, 89-57
Dec. 28	at #15/15 Purdue	L, 67-89
Jan. 1	Michigan	W, 86-83 (OT)
Jan. 5	at Nebraska	L, 90-93 (2OT)
Jan. 8	Rutgers	W, 68-62
Jan. 12	#17/19 Purdue	W, 83-78
Jan. 15	at Northwestern	L, 54-89
Jan. 19	#25/25 Maryland	L, 76-84
Jan. 25	at Illinois	L, 64-76
Jan. 28	Ohio State	W, 85-72
Jan. 31	at Rutgers (BTN)	6:01 p.m.
Feb. 5	Nebraska (BTN)	1 p.m.
Feb. 8	at Minnesota (BTN)	8 p.m.
Feb. 11	at Michigan State (BTN)	5 p.m.
Feb. 18	Illinois (BTN)	1 p.m.
Feb. 21	Indiana (ESPN/2)	8 p.m.
Feb. 25	at Maryland (ESPN/2)	TBD
March 2	at Wisconsin (ESPN/2)	8 p.m.
March 5	Penn State (BTN)	noon

all times listed are central

^ -- Gavitt Games

-- Emerald Coast Classic - Niceville, Florida

% -- ACC/Big Ten Challenge

+ -- Iowa Corn Cy-Hawk Series

* -- The Hy-Vee Classic - Des Moines, Iowa

PRONUNCIATION GUIDE

Kirk Speraw.....	SPEAR-awe
Nicholas Baer.....	BAYER
Maishe Dailey.....	MAY-she
Ryan Kriener.....	KREEN-ir
Peter Jok.....	JOCK
Cordell Pemsil.....	PEM-sul
Dom Uhl.....	YULE

MULTIMEDIA GAME INFORMATION

TELEVISION

• BTN

Cory Provus (PxP)
Dan Bonner (analyst)

MOBILE APPS/ONLINE

• BTN2GO

RADIO

• Hawkeye Radio Network • Sirius 136 / XM 381

Gary Dolphin (PxP)
Bob Hansen (analyst)

LIVE STATISTICS

• StatBroadcast

hawkeyesports.com

INSIDE THE NUMBERS

	IOWA	RUTGERS
Scoring Average	80.6	66.9
Scoring Defense	77.9	65.1
Scoring Margin	+2.7	+1.7
FG%	.453	.413
FG% Defense	.436	.391
FT%	.679	.628
3-PT FG%	.354	.288
3-PT FG% Defense	.368	.309
Rebound Margin	+1.0	+7.1
Assists Per Game	17.1	11.5
Turnovers Per Game	13.7	14.2
Steals Per Game	6.9	6.7
Blocks Per Game	4.1	5.5

MISCELLANEOUS STATS

Double-Figure Scoring Games...

Player	13-14	14-15	15-16	16-17	Career
Peter Jok	7	11	26	20	64
Cordell Pems	---	---	---	10	10
Nicholas Baer	---	---	5	5	10
Tyler Cook	---	---	---	10	10
Dom Uhl	---	1	7	1	9
Jordan Bohannon	---	---	---	7	7
Brady Ellingson	---	---	1	5	6
Isaiah Moss	---	---	---	5	5
Ahmad Wagner	---	---	1	4	5
Ryan Kriener	---	---	---	2	2
Dale Jones	---	---	1	---	1

20-Point Scoring Games...

Player	13-14	14-15	15-16	16-17	Career
Peter Jok	---	---	11	10	21
Jordan Bohannon	---	---	---	2	2
Brady Ellingson	---	---	1	1	2
Tyler Cook	---	---	---	1	1
Isaiah Moss	---	---	---	1	1

Double-Figure Rebounding Games...

Player	13-14	14-15	15-16	16-17	Career
Nicholas Baer	---	---	---	4	4
Peter Jok	---	---	---	3	3
Dom Uhl	---	---	1	1	2
Tyler Cook	---	---	---	1	1
Cordell Pems	---	---	---	1	1

Double-Doubles...

Player	13-14	14-15	15-16	16-17	Career
Peter Jok	---	---	---	3	3
Dom Uhl	---	---	1	---	1
Nicholas Baer	---	---	---	1	1

4+ Three-Pointer Games...

Player	13-14	14-15	15-16	16-17	Career
Peter Jok	---	1	9	7	17
Jordan Bohannon	---	---	---	3	3
Brady Ellingson	---	---	---	2	2
Dale Jones	---	---	1	---	1
Nicholas Baer	---	---	1	---	1
Isaiah Moss	---	---	---	1	1

5+ Assists Games...

Player	13-14	14-15	15-16	16-17	Career
Jordan Bohannon	---	---	---	12	12
Peter Jok	---	---	---	2	2
Isaiah Moss	---	---	---	1	1
Christian Williams	---	---	---	1	1
Nicholas Baer	---	---	---	1	1
Ahmad Wagner	---	---	---	1	1
Cordell Pems	---	---	---	1	1
Dom Uhl	---	---	---	1	1

3+ Steals Games...

Player	13-14	14-15	15-16	16-17	Career
Peter Jok	---	2	5	2	9
Nicholas Baer	---	---	---	5	5
Christian Williams	---	---	---	1	2
Dom Uhl	---	---	1	---	1
Ahmad Wagner	---	---	1	---	1
Cordell Pems	---	---	---	1	1
Jordan Bohannon	---	---	---	1	1

3+ Blocks Games...

Player	13-14	14-15	15-16	16-17	Career
Nicholas Baer	---	---	1	4	5
Dom Uhl	---	---	1	1	2
Ahmad Wagner	---	---	---	1	1
Ryan Kriener	---	---	---	1	1
Cordell Pems	---	---	---	1	1

2016-17 MARGIN OF VICTORY/DEFEAT

Points	1	2	3	4	5	6	7	8	9	10+	15+	20+
Wins	0	0	1	0	1	1	0	0	0	3	1	5
Losses	0	0	1	0	0	0	0	2	1	2	0	3

THE SETTING

Iowa (12-10, 4-5) returns to action Tuesday evening when it plays at Rutgers (12-10, 1-8). Tipoff is set for 6:01 p.m. (CT) at the RAC in Piscataway, New Jersey.

The Hawkeyes enter Tuesday's contest in a five-way tie for sixth place in the Big Ten standings.

ON THE AIR

Radio: Iowa games are broadcast on the Hawkeye Radio Network. Gary Dolphin handles the play-by-play, while Bob Hansen provides expert analysis. The network includes more than 40 stations that blanket the state of Iowa and portions of Illinois, Nebraska, Minnesota, Missouri, and Wisconsin. The Hawkeye Radio Network coverage includes a 60-minute pregame show.

TV: Cory Provus and Dan Bonner will call the action Tuesday on BTN (BTN2GO).

IOWA SNAPS 3-GAME LOSING STREAK, BEATS OHIO STATE

Four Hawkeyes scored in double figures en route to an 85-72 victory over Ohio State Saturday night in Iowa City. Iowa's win snapped a three-game losing streak.

- Iowa played the contest without Big Ten-leading scorer Peter Jok (21.0 ppg), who missed his first game since Nov. 15, 2015 due to injury (back).
- Iowa underclassmen accounted for 79 of its 85 points, including 51 points from five freshmen.
- Sophomore Brady Ellingson scored a team-best 17 points, bolstered by a career-high five 3-pointers. Freshman Ryan Kriener equaled a personal best with 14 points, while freshman Tyler Cook contributed 13 points and rookie Jordan Bohannon had 12 points.
- Sophomore Nicholas Baer started his ninth game of the season, posting team bests in rebounding (8) and blocked shots (3), while also totaling six points and three assists.
- Iowa amassed 21 assists on 32 baskets and only turned the ball over nine times. Dom Uhl (6) and Cordell Pems (5) posted personal bests in assists.
- Three Buckeyes netted double figures in the only regular season meeting between the two teams: Ja-Sean Tate (17), Kam Williams (14), and JaQuan Lyle (12). Starting center Trevor Thompson was held scoreless in 13 minutes of action, fouling out with 6:43 left.

NEXT-MAN-IN

With Big Ten-leading scorer Peter Jok out of Saturday's lineup versus Ohio State, Iowa needed other players to fill the void on the perimeter. One of those players was sophomore Brady Ellingson. The 6-foot-4, 193-pound reserve tallied 17 points, bolstered by a career-high five 3-pointers (5-of-7). Ellingson also posted personal bests in minutes played (25), rebounds (4), assists (3), and steals (1). For the year, the sharp-shooter is shooting a team-best 53.7 percent from 3-point territory (22-of-41) and 1.000% at the free throw line (18-of-18).

2016-17 IOWA HAWKEYES ROSTER

No.	Name	Pos.	Ht.	Wt.	Yr.	Hometown (High School/College)
0	Ahmad Wagner	F	6-7	235	So.	Yellow Springs, Ohio (Wayne)
1	Maishe Dailey	G	6-6	183	Fr.	Beachwood, Ohio (Beachwood)
3	Jordan Bohannon	G	6-0	182	Fr.	Marion, Iowa (Linn-Mar)
4	Isaiah Moss	G	6-5	205	Fr. [^]	Chicago, Ill. (Simeon)
5	Tyler Cook	F	6-9	253	Fr.	St. Louis, Mo. (Chaminade Prep)
10	Christian Williams	G	6-5	200	So.	Decatur, Ill. (St. Teresa)
11	Charlie Rose	G	6-4	185	Jr.	Elmhurst, Ill. (York Community)
14	Peter Jok	G	6-6	205	Sr.	West Des Moines, Iowa (Valley)
15	Ryan Kriener	F	6-9	247	Fr.	Spirit Lake, Iowa (Spirit Lake)
20	Riley Till	F	6-6	192	Fr.	Dubuque, Iowa (Wahlert)
23	Dale Jones	F	6-7	227	Sr.	Waterloo, Iowa (Waterloo West/Tyler JC, Texas)
24	Brady Ellingson	G	6-4	193	So. [^]	Menomonee Falls, Wis. (Hamilton)
25	Dom Uhl	F	6-9	217	Jr.	Frankfurt, Germany (Point Pleasant Beach, N.J.)
35	Cordell Pems	F	6-8	249	Fr.	Dubuque, Iowa (Wahlert)
51	Nicholas Baer	F	6-7	200	So. [^]	Bettendorf, Iowa (Bettendorf)

Head Coach: Fran McCaffery

Assistant Coaches: Kirk Speraw, Sherman Dillard, Andrew Francis

HEAD COACH FRAN McCAFFERY

Fran McCaffery, who is signed through the 2020 season, is in his seventh season as the head basketball coach at the University of Iowa and his 20th year overall as a college head coach. McCaffery has reached the 20-win plateau eight of the last 10 seasons, including the last four years.

McCaffery spent five seasons (2005-10) as the head coach at Siena, six years at UNC-Greensboro (1999-2005) and three seasons at Lehigh (1985-88) before joining the Hawkeyes.

McCaffery has three decades of Division I coaching experience. He completed his 34th season as a collegiate coach in 2016, which includes 20 years as a head coach and 14 as an assistant. McCaffery is one of 12 coaches to lead four different Division I teams to the NCAA Tournament.

McCaffery, 57, holds a career mark of 381-273 (.582) and guided his teams to 10 postseason appearances (seven NCAA and three NIT). He is 130-96 (.575) at Iowa. McCaffery has led Iowa to NCAA Tournament victories in each of the past two seasons, the first time Hawkeye teams have won tournament games in consecutive seasons since 1996-97.

Since taking over the Iowa program in 2010, the Hawkeyes have earned five postseason tournament berths (3 NCAA, 2 NIT). McCaffery coached Iowa to 25 victories in 2013, equaling the second-most win total in program history. McCaffery has guided five different Hawkeyes to all-conference honors, including three straight first team honorees. The last time Iowa had three consecutive first-team all-league honorees was 1946-48.

McCaffery has posted upper division finishes in each of the past four seasons at Iowa and 16 of 20 seasons as a head coach. He has posted 20 wins or more eight of the last 10 seasons, including the last four at Iowa (2013, 2014, 2015, and 2016).

McCaffery and the Hawkeyes have made Carver-Hawkeye Arena one of the most feared arenas to play nationally. Fans have embraced McCaffery and his team's style of play with attendance increasing by more than 50 percent since 2010. The Hawkeyes boast a 58-12 home record the last four seasons, which includes a school-record 18 wins in 2014.

McCaffery's five years at Siena were the best in its 70-year history. He led the Saints on an incredible run that ended with three straight Metro Atlantic Athletic Conference championships and NCAA Tournament appearances. In so doing, Siena became the only program in the country to win its regular season and postseason title 2008-10.

McCaffery's Saints owned a 112-51 (.687) record in his five years with the program. He guided the Saints to four consecutive 20-win seasons.

The 2009 MAAC Coach of the Year and 2010 District I Coach of the Year is the third winningest coach, by percentage, in league history (.682, .756). He is the only coach to guide a MAAC program to two NCAA Tournament wins. McCaffery led his 2008 and 2009 teams to first round NCAA Tournament victories over Vanderbilt and Ohio State, respectively.

In his final two seasons at Siena, he coached the Saints to back-to-back 27-win campaigns and boasted a combined 39-3 (.929) record against MAAC opponents, which included MAAC Tournament contests.

McCaffery began his coaching career as an assistant at Penn (1982-83) and Lehigh (1983-85). After three seasons as head coach at Lehigh, he spent 11 seasons as an assistant at Notre Dame (1988-99).

McCaffery played basketball at Wake Forest his freshman year (1977-78) and then concluded his collegiate playing career at Penn his final three seasons (1979-82).

He earned his B.S. degree in Economics from The Wharton School (Penn) in 1982. McCaffery also earned a Master of Education from Lehigh in 1985.



COACHING HONORS

NABC District I Coach of the Year, 2009-10

MAAC Coach of the Year, 2008-09

HEAD COACHING EXPERIENCE

Lehigh (1985-88):49-39 (.557); 8-6 (.571) League
UNC-Greensboro (1999-05).....90-87 (.508); 49-47 (.510) League
Siena (2005-10)112-51 (.687); 68-22 (.756) League
Iowa (2010-present):.....130-96 (.575); 46-53 (.465) League

THE McCAFFERY FILE

Born: May 23, 1959
Hometown: Philadelphia, Pa.
High School: LaSalle, 1977
College: B.S. in Economics, The Wharton School (Penn), 1982
Master of Education, Lehigh, 1985
Family: Wife, Margaret
Sons, Connor, Patrick and Jonathan Francis
Daughter, Marit Katherine
Brother, Jack (sportswriter in Philadelphia area)

Coaching Honors

MAAC Coach of the Year, 2009

NABC District I Coach of the Year, 2009-10

Coaching History (30 years)

1982-83 Assistant Coach, Penn
1983-85 Assistant Coach, Lehigh
1985-88 Head Coach, Lehigh
1988-99 Assistant Coach, Notre Dame
1999-05 Head Coach, UNC-Greensboro
2005-10 Head Coach, Siena
2010-present Head Coach, University of Iowa

Coaching Chart

Overall (21 seasons): 381-273 (.582)
At Iowa (seven seasons): 130-96 (.575)
At Siena (five seasons): 112-51 (.688)
At UNCG (six seasons): 90-87 (.508)
At Lehigh (three seasons): 49-40 (.551)
NCAA Tournament (eight appearances*): 4-8
NIT (three appearances): 5-3

**McCaffery is the first coach to bring three different programs from one-bid leagues to the NCAA Tournament (conferences that sent just one team the year his program advanced).*

McCaffery in Postseason Play

1988 NCAA Tournament -- Lehigh
1989 NCAA Tournament -- Notre Dame
1990 NCAA Tournament -- Notre Dame
1992 NIT -- Notre Dame
1997 NIT -- Notre Dame
2001 NCAA Tournament -- UNC-Greensboro
2002 NIT -- UNC-Greensboro
2008 NCAA Tournament -- Siena
2009 NCAA Tournament -- Siena
2010 NCAA Tournament -- Siena
2012 NIT -- Iowa
2013 NIT -- Iowa
2014 NCAA Tournament -- Iowa
2015 NCAA Tournament -- Iowa
2016 NCAA Tournament -- Iowa

Playing Experience

Wake Forest, 1977-78

Penn, 1979-82

2016-17 BIG Standings/Schedule

Team	Big Ten	Pct.	Overall	Pct.
Maryland	7-1	.875	19-2	.905
Wisconsin	7-1	.875	18-3	.857
Northwestern	7-2	.778	18-4	.818
Purdue	6-3	.667	17-5	.773
Michigan State	5-4	.556	13-9	.591
Indiana	4-5	.444	14-8	.636
Michigan	4-5	.444	14-8	.636
IOWA	4-5	.444	12-10	.545
Penn State	4-5	.444	12-10	.545
Nebraska	4-5	.444	10-11	.476
Minnesota	3-6	.333	15-7	.682
Illinois	3-6	.333	13-9	.591
Ohio State	3-6	.333	13-9	.591
Rutgers	1-8	.111	12-10	.545

Tuesday, Jan. 31

Maryland at Ohio State, 6 p.m.

IOWA at Rutgers, 6 p.m.

Wisconsin at Illinois, 8 p.m.

Wednesday, Feb. 1

Penn State at Indiana, 5:30 p.m.

Northwestern at Purdue, 7:30 p.m.

Thursday, Feb. 2

Michigan State at Nebraska, 6 p.m.

Saturday, Feb. 4

Purdue at Maryland, 11 a.m.

Rutgers at Penn State, Noon

Minnesota at Illinois, 3 p.m.

Ohio State at Michigan, 5 p.m.

All times are central

National Rankings

AP Poll

Jan. 30

- Gonzaga
- Baylor
- Kansas
- Villanova
- Arizona
- Louisville
- West Virginia
- Kentucky
- Virginia
- Wisconsin
- UCLA
- North Carolina
- Oregon
- Cincinnati
- Florida State
- Butler
- Maryland
- Saint Mary's
- South Carolina
- Notre Dame
- Duke
- Creighton
- Purdue
- Florida
- Northwestern

USA Today Poll

Jan. 30

- Gonzaga
- Kansas
- Baylor
- Villanova
- Arizona
- Kentucky
- Louisville
- UCLA
- Wisconsin
- North Carolina
- Virginia
- West Virginia
- Oregon
- Cincinnati
- Butler
- Florida State
- Maryland
- Notre Dame
- Saint Mary's
- South Carolina
- Duke
- Creighton
- Florida
- Purdue
- Xavier

2016-17 IOWA CAPTAINS

Iowa captains are seniors Peter Jok and Dale Jones.

SCOUTING RUTGERS

- Rutgers (RPI - 131) started its season 11-1 before losing nine of its last ten games. The 11-1 start is its best start to a season since winning its first 31 games during the 1975-76 season.
- Three of Rutgers' eight conference losses have come by nine points or less, including dropping a 61-54 contest in overtime to nationally-ranked Wisconsin Saturday at Madison Square Garden in New York City.
- Corey Sanders (15) and Nigel Johnson (13) led the Scarlet Knights in Saturday's loss to Wisconsin. Rutgers outrebound the Badgers, 44-41. Both teams struggled shooting the ball from 3-point range: Rutgers (3-of-10, .300) and Wisconsin (3-of-25, .120).
- Corey Sanders (15.4 ppg) is the only Scarlet Knight averaging double figures in conference play. In all games, Nigel Johnson averages 11.5 points and Deshawn Freeman averages 11.1 points.
- Rutgers ranks first in the Big Ten in rebounding (42.2), second in field goal percentage defense (.391), third in the Big Ten in scoring defense (65.1) and 3-point field goal percentage defense (.309), fourth in rebounding margin (+7.1), and fifth in steals (6.7). The Scarlet Knights are last in scoring offense (66.9), free throw percentage (.628), 3-pointers made (4.1), and 3-point field goal percentage (.288).
- Deshawn Freeman ranks fourth in the league in rebounding (8.3), C.J. Gettys is seventh in field goal percentage (.592), and Corey Sanders is tied for fifth in steals per contest (1.5). Mike Williams is Rutgers' main 3-point weapon, making 30-of-88 attempts (.341).
- Rutgers is fourth nationally in offensive rebounding (15.0), 16th in blocked shots (5.5) and field goal percentage defense (.391), and 19th in rebound margin (+7.1). Individually, Deshawn Freeman ranks 41st in the country in double-doubles (8).
- Steve Pikiell is in his 12th season as a head coach and his first season at Rutgers.

ALL-TIME SERIES RECORDS

Tuesday will be only the fifth meeting between Iowa and Rutgers. The Hawkeyes are 4-0 against the Scarlet Knights, including a 1-0 record in Piscataway, New Jersey.

Iowa won 87-73, on March 17, 1989, in the first round of the NCAA Tournament in Providence, Rhode Island; 81-47 in Iowa City on Feb. 19, 2015; 90-76 last season in Piscataway; and 68-62 last month in Iowa City.

LAST MEETING

Iowa outscored Rutgers 26-11 the final 10:12 to rally from a nine-point second-half deficit to upend Rutgers, 68-62, on Jan. 8, in Iowa City. The win was Iowa's fourth straight over the Scarlet Knights.

- Peter Jok had team bests in points (18) and rebounds (11) to register his third double-double of the season.
- Junior Dom Uhl netted a season-high 10 points, blocked a career-high five shots, and snagged eight rebounds.
- Freshman point guard Jordan Bohannon was credited with a personal-best eight assists to go along with his eight points.
- Iowa outscored Rutgers 16-2 at the free throw line, with all 18 combined free throws made coming in the second half.
- Deshawn Freeman led Rutgers with a double-double (19 points, 13 rebounds).

ROOKIE FLOOR GENERAL

After having two veteran point guards graduate last spring (Mike Gesell and Anthony Clemmons), Jordan Bohannon has done a fantastic job directing the Hawkeye offense as a freshman. Bohannon ranks first on the team in assists (4.7), second in minutes played (28.1), free throw accuracy (.893) and 3-pointers made (45), and fourth in scoring (8.8). He has netted 17 or more points in four games and led the squad in assists a team-best 16 times.

Bohannon netted 12 of his 17 points in the second half and overtime in Iowa's triumph over Michigan on New Year's Day. He also had six assists and no turnovers. The native of Marion, Iowa, nearly had his first double-double versus No. 17/19 Purdue on Jan. 12, with 12 points and a personal-best nine assists.

PETER JOK SCORCHING THE NETS

After averaging 7.0 points per game as a sophomore, Peter Jok averaged 16.1 points last year as a junior (+9.1), and is averaging a Big Ten-best 21 points this season as a senior (+4.9). The +9.1 improvement last year was tops among Big Ten players.

Jok did not play in Iowa's last game versus Ohio State (back). The Hawkeye senior's status for Tuesday's game at Rutgers is unclear as he is day-to-day.

Jok was named to the preseason All-Big Ten first team, while also being named to the Jerry West Shooting Guard of the Year Award, Naismith Trophy and John Wooden Award watch lists, and a candidate for the Senior CLASS Award. Jok scorched the nets for 42 points against Memphis and 33 against Omaha on Dec. 3. Jok nearly had a triple-double against Stetson (15 points, 8 rebounds, 7 assists) and a double-double against No. 25/25 Iowa State (23 points and nine rebounds).

Jok, who has led the Hawkeyes in scoring each of the last six games, has been recognized as the Big Ten Player of the Week twice this season (Nov. 21 and Dec. 12). He averaged 28.5 points, six rebounds, two steals, and two assists against Seton Hall and UTRGV for the Nov. 21 award. Jok averaged a team-best 19 points, 8.5 rebounds, and five assists in contests versus Stetson and No. 25 Iowa State for the Dec. 12 distinction.

Jok, who scored career point No. 1,000 against Memphis, made his first 24 free throw attempts this season before misfiring on his first attempt at Notre Dame. Jok has had free throw streaks of 27 and 26 the last two seasons. The school record for consecutive free throws made is 34 set by Chris Street (Jan. 2-Jan. 16, 1993).

Jok ranks 20th nationally in points per game (21.0), ninth in free throw accuracy (.915), and 44th in 3-pointers per contest (2.9). His 21.0 scoring average is fourth among players from Power 5 conferences. Jok has scored 25 points or more eight times this year, which ties for sixth nationally.

Jok has made 193 career 3-pointers, which are the seventh most in program history. He is only one triple from surpassing Brody Boyd (2001-04) for sixth place with 193.

IOWA SIGNS 2 PREP STANDOUTS

Luka Garza and Jack Nunge have signed a National Letter of Intent to attend the University of Iowa in 2017.

Garza is a 6-foot-11, 240-pound forward from Maret School in Washington, D.C. Garza is a two-time first team All-DC, all-conference and second team Washington Post All-Met honoree. He scored more than 1,000 points and grabbed over 600 rebounds his first three years. Garza averaged 25.5 points, 12.6 rebounds, and 2.6 blocks as a junior, and 19.8 points and 9.8 rebounds his sophomore campaign. He helped Maret earn back-to-back conference championships (22-8 in 2014 and 22-5 in 2015). He was recognized as the 2014-15 Washington Post All-Met Most Improved Player. Garza averaged 11.3 points (54% FG, 36% 3-pt FG) and 6.5 rebounds last year in the EYBL.

Nunge is also 6-foot-11 and weighs 220 pounds. He hails from Newburgh, Indiana and attends Castle High School. Nunge earned first-team All-SIAC, IBCA Supreme 15 Underclassmen, and Indiana All Star-Core 6 honors following his junior campaign. He posted a team-best 18 double-doubles, and averaged 19.3 points (FG%: 57%, 3-pt FG%: 43%, FT%: 81%), 11.4 rebounds, and 3.7 blocks per game his junior season. He was named team Most Valuable Player in 2016. A two-time team captain, he tallied 35 points and 25 rebounds against Bosse High School, and 35 points and 22 rebounds versus Harrison High School his junior season. Nunge also excels in the classroom, boasting a 3.97 grade point average, ranks 20th in his class, and earned the Scholastic "C" Award. He is a member of the National Honor Society and Student Council. He played with the Pocket City AAU basketball team.

RECENT GRADUATES PLAYING PROFESSIONAL BASKETBALL

A number of recent Iowa basketball graduates are playing professionally: Melsahn Basabe (Greece), Anthony Clemmons (Austria), Mike Gesell (Denmark), Jarryd Cole (France), Matt Gatens (NBA D-League: Iowa Energy -- injured), Devyn Marble (Italy), Gabriel Olaseni (Italy), Darius Stokes (Australia), Jarrod Uthoff (NBA D-League: Fort Wayne Mad Ants), Aaron White (Russia), and Adam Woodbury (NBA D-League: Fort Wayne Mad Ants).

LAST FIVE GAMES STATISTICS

#	Player	gp-gs	min	avg	Total			3-Point		F-Throw		Rebounds				pf	dq	a	to	blk	stl	pts	avg
					fg-fga	fg%	3fg-fga	3fg%	ft-fa	ft%	off	def	tot	avg									
14	Jok, Peter	4-4	119	29.8	20-49	.408	7-24	.292	10-11	.909	5	10	15	3.8	7	0	12	11	1	5	57	14.3	
05	Cook, Tyler	5-5	115	23.0	18-39	.462	1-1	1.000	19-29	.655	12	10	22	4.4	11	0	5	14	0	2	56	11.2	
03	Bohannon, Jordan	5-5	155	31.0	15-47	.319	12-37	.324	2-2	1.000	2	10	12	2.4	7	0	21	11	0	8	44	8.8	
15	Kriener, Ryan	5-0	77	15.4	19-30	.633	1-3	.333	3-4	.750	6	14	20	4.0	13	0	3	3	1	1	42	8.4	
00	Wagner, Ahmad	5-1	75	15.0	13-22	.591	0-1	.000	8-17	.471	12	6	18	3.6	11	0	11	3	1	2	34	6.8	
51	Baer, Nicholas	5-1	123	24.6	13-31	.419	4-15	.267	2-5	.400	10	22	32	6.4	8	0	9	2	8	5	32	6.4	
35	Pemsl, Cordell	5-4	77	15.4	12-23	.522	0-0	.000	3-10	.300	8	11	19	3.8	12	0	6	6	4	2	27	5.4	
24	Ellingson, Brady	5-0	69	13.8	7-17	.412	6-12	.500	2-2	1.000	1	5	6	1.2	2	0	7	0	0	2	22	4.4	
25	Uhl, Dom	3-0	57	19.0	3-9	.333	1-3	.333	4-6	.667	2	8	10	3.3	2	0	7	3	1	1	11	3.7	
04	Moss, Isaiah	5-5	72	14.4	7-24	.292	0-5	.000	4-5	.800	0	3	3	0.6	5	0	1	5	0	1	18	3.6	
10	Williams, Christian	5-0	51	10.2	7-15	.467	0-1	.000	3-10	.300	3	4	7	1.4	3	0	2	4	0	4	17	3.4	
01	Dailey, Maishe	1-0	6	6.0	1-2	.500	0-1	.000	0-0	.000	0	1	1	1.0	0	0	1	0	0	0	2	2.0	
23	Jones, Dale	2-0	4	2.0	0-2	.000	0-2	.000	0-0	.000	0	2	2	1.0	0	0	0	0	0	0	0	0.0	
Team											4	5	9										
Total.....		5	1000		135-310	.435	32-105	.305	60-101	.594	65	111	176	35.2	81	0	85	62	16	33	362	72.4	
Opponents.....		5	1000		143-289	.495	49-116	.422	64-88	.727	49	129	178	35.6	93	2	107	68	11	41	399	79.8	

IOWA IN BIG TEN STATISTICS

Category	All Games		Conf Only		NCAA	
	Stat	Rank	Stat	Rank	Stat	Rank
Scoring Offense	80.6	3rd	74.8	3rd	80.6	41st
Steals	6.9	4th	6.9	4th	6.9	102nd
Assists	17.1	4th	15.9	3rd	17.1	16th
3-Pt. FG Per Game	8.3	5th	6.9	8th	8.3	97th
Turnover Margin	+0.1	7th	-0.1	9th	+0.1	176th
Assist/TO Ratio	1.2	7th	1.2	7th	1.2	60th
Field Goal %	.453	8th	.434	9th	.453	131st
Blocked Shots	4.1	10th	4.1	9th	4.1	90th
Free Throw %	.679	10th	.657	12th	.679	230th
3-Pt. Field Goal %	.354	11th	.326	13th	.354	171st
Scoring Margin	+2.7	11th	-5.9	13th	+2.7	160th
3-PT FG Defense	.368	11th	.399	10th	.368	273rd
Rebound Margin	+1.0	12th	0.0	8th	+0.8	165th
FG% Defense	.436	12th	.473	12th	.436	184th
Scoring Defense	77.9	14th	80.7	14th	77.9	299th

Category	Player	All Games		NCAA	
		Stat	Rank	Stat	Rank
FG%	Cordell Pemsal	.634	1st	.634	18th
Rebounding	Nicholas Baer	6.2	T-13th	6.2	---
	Peter Jok	5.9	T-19th	5.9	---
Scoring	Peter Jok	21.0	1st	21.0	20th
Assists	Jordan Bohannon	4.7	5th	4.7	84th
3-point FG%	Brady Ellingson	.537	1st	.537	---
Steals	Nicholas Baer	1.3	T-9th	1.3	---
3-pointers	Peter Jok	2.9	T-2nd	2.9	44th
	Jordan Bohannon	2.0	T-11th	2.0	---
FT%	Peter Jok	.915	1st	.915	9th
Blocked Shots	Nicholas Baer	1.4	9th	1.4	124th
Assist/TO Ratio	Jordan Bohannon	2.1	10th	2.1	107th

NOT YOUR AVERAGE BAER

Sophomore Nicholas Baer ranks first on the squad in blocks (1.4), steals (1.3) and rebounding (6.2), and is tied for third in assists (1.8). His is the only reserve in the Big Ten with 150+ points, 135+ rebounds, 25+ steals, and 30+ blocked shots this season. The forward was in the starting lineup in Iowa's last contest against Ohio State on Saturday. Baer is ninth in the Big Ten in steals (1.3) and blocked shots (1.4).

The native of Bettendorf, Iowa, has led the team in steals six times this year, being credited with three steals or more in a game a team-best five times.

Baer posted his first career double-double in Iowa's win over Northern Iowa on Dec. 17, with 11 points and a game-high 11 rebounds. He has pulled down 10 or more rebounds in two of his last five games (11 at Nebraska and 10 versus No. 17/19 Purdue).

KRIENER MAKING MOST OF OPPORTUNITY

Iowa got six crucial points against nationally-ranked Purdue on Jan. 12, from freshman reserve Ryan Kriener. The skilled big man followed up that performance with a career night at Northwestern on Jan. 15, posting personal bests in scoring (14), minutes (22), and 3-pointers made (1). He had six rebounds, four points, one assist, and one steal versus Maryland on Jan. 19 and tied a personal high with 14 points and grabbed a season-best seven boards in Iowa's win over Ohio State last Saturday night in Iowa City.

In his first ten games played, Kriener averaged 6.8 minutes per game, but has averaged 14.2 minutes per contest over a span of the last six games. Kriener is shooting a robust 59.6 percent (31-of-52) from the floor this season.

A CLOSER LOOK AT IOWA'S FRESHMEN PRODUCTION

- For the first time in program history, Iowa has had four freshmen score at least 20 points in a game: Tyler Cook (24 vs. Seton Hall); Jordan Bohannon (23 at Notre Dame); Isaiah Moss (21 versus Stetson); Cordell Pemsal (21 versus Stetson).
- For the first time in school history, Iowa has had five freshmen reach double figures in scoring in a game: Tyler Cook, Jordan Bohannon, Cordell Pemsal, Ryan Kriener, and Isaiah Moss.
- Iowa freshmen have accumulated 60 combined starts this season, which ranks third most in program history. Iowa's 2013 freshmen class had 81 starts, and the 2010 squad accumulated 62 starts.

PEMSAL MAKING THE MOST OF HIGH PERCENTAGE SHOTS

Freshman Cordell Pemsal has had a great start to his collegiate career. The native of Dubuque, Iowa, has started 14 games, while coming off the bench eight times. In 22 total games, Pemsal has scored in double digits 10 times and is averaging nine points and 4.9 rebounds, while shooting a Big Ten-best and 18th-best nationally 63.4 percent (78-of-123) from the field. He has scored in double figures in eight of the 14 starts.

NICHOLAS BAER PLAYED OVERSEAS IN AUGUST

Nicholas Baer averaged 8.5 points, 8.3 rebounds, and two steals in four games (3-1) overseas on the USA East Coast All-Star Team.

This marked the sixth consecutive year that a Hawkeye traveled overseas with the USA East Coast basketball team. In 2011, Matt Gatens and Bryce Cartwright traveled overseas; Zach McCabe went in 2012; Jarrod Uthoff was on the roster in 2013; Mike Gesell and Adam Woodbury competed in 2014; while Dom Uhl traveled with the team in 2015.

IOWA'S 2016-17 STATISTICAL COMPARISONS

	All Games	Big Ten	Home Games	Away Games	Iowa Wins	Iowa Losses
Record	12-10	4-5	11-3	1-7	12-0	0-10
Points	80.6	74.8	87.0	69.4	86.6	73.4
Opp. Pts	77.9	80.7	75.4	82.4	69.0	88.6
FG%	.453	.434	.476	.413	.495	.403
FG Def.	.436	.473	.414	.478	.380	.507
3-PT%	.354	.326	.382	.305	.386	.320
3-pt. Def.	.368	.399	.347	.408	.319	.436
FT%	.679	.657	.663	.724	.655	.713
REB	39.5	37.8	41.6	35.9	41.7	36.9
AST	17.1	15.9	18.8	14.1	19.0	14.8
TO	13.7	13.6	13.4	14.4	12.7	15.0
STL	6.9	6.9	7.7	5.4	7.1	6.6
BLK	4.1	4.1	4.9	2.9	4.6	3.6

COACHING EXPERIENCE

Fran McCaffery has the most experienced coaching staffs in the country. The Iowa men's basketball staff has 57 years of combined collegiate head coaching experience and more than 125 years of collegiate coaching under their belts. Listed below are the number of years of head coaching experience on the Iowa staff.

Coach	Years
Fran McCaffery	20 years
Kirk Speraw's	20 years
Sherman Dillard	10 years
Andrew Francis	2 years
Al Seibert	5 years

UI ATHLETIC COMMUNICATIONS

S300 Carver-Hawkeye Arena, Iowa City, IA 52242
hawkeyesports.com • hawkeyebasketball.com

MBB CONTACT: MATTHEW WEITZEL

office: 319-335-6590 • cell: 319-430-8176
email: matthew-weitzel@hawkeyesports.com
Twitter: @BigWeitz

UI IN THE RANKINGS

KenPom	91
Sagarin	75
BPI	110
RPI	110

UI CAREER SCORING

12.	1,525	Andre Woolridge	1995-97
13.	1,522	Don Nelson	1960-62
14.	1,516	Greg Brunner	2003-06
15.	1,502	Jeff Horner	2003-06
16.	1,372	Ed Horton	1986-89
17.	1,361	Bruce King	1975-77
18.	1,343	James Moses	1989-92
19.	1,311	Peter Jok	2013-
20.	1,298	Jarrod Uthoff	2013-16
21.	1,248	Jeff Moe	1985-88
22.	1,230	Kenyon Murray	1993-96
23.	1,189	Kevin Boyle	1979-82
24.	1,188	Dave Gunther	1957-59
	1,188	Bill Logan	1954-56
26.	1,181	Val Barnes	1991-93
27.	1,176	Sam Williams	1967-68
28.	1,172	John Johnson	1969-70

UI CAREER 3-POINT FGM

1.	262	Jeff Horner	2003-06
2.	239	Matt Gatens	2009-12
3.	226	Chris Kingsbury	1994-96
4.	214	Kent McCausland	1996-99
5.	212	Adam Haluska	2005-07
6.	193	Brody Boyd	2001-04
	193	Peter Jok	2013-

UI CAREER 3-POINT FGA

1.	713	Jeff Horner	2003-06
2.	652	Matt Gatens	2009-12
3.	645	Chris Kingsbury	1994-96
4.	582	Adam Haluska	2005-07
5.	544	Brody Boyd	2001-04
6.	509	Peter Jok	2013-
7.	472	Kent McCausland	1996-99

UI SEASON ASSISTS (FROSH)

1.	140	Jeff Horner	2003
2.	131	Dean Oliver	1998
3.	122	Cully Payne	2010
4.	114	Pierre Pierce	2002
5.	105	Anthony Clemmons	2013
6.	111	Tyler Smith	2007
7.	103	Jordan Bohannon	2017
8.	101	Kevin Smith	1991
9.	98	Ronnie Lester	1977

UI CAREER BIG COACHING WINS

1.	125	Tom Davis	1986-99
2.	92	Lute Olson	1975-83
3.	71	Bucky O'Connor	1950, 52-58
4.	69	Rollie Williams	1930-42, 51
5.	61	Steve Alford	1999-07
6.	58	Fran McCaffery	2010-

HAWKEYE FASTBREAKS

- Nine of the 14 Big Ten teams have five or more losses in conference play entering this week's competition.
- Ryan Kriener became the 10th different Hawkeye to have reached double figures in a game this season after netting 14 at Northwestern on Jan. 15.
- Iowa is 59-11 when scoring 80 points or more, the last seven seasons. The Hawkeyes are 63-2 when holding opponents to fewer than 61 points, the last seven years.
- Iowa has scored 90 points or more six times this season.
- Iowa has amassed 28 Big Ten wins the last three seasons, a total that ties Indiana for fifth most in the conference: Wisconsin (35), Maryland (33), Purdue (30), and Michigan State (30).
- Peter Jok totaled 29 points, six rebounds, and a career-best eight assists vs. No. 17/19 Purdue on Jan. 12. Jok became just the third Big Ten player with at least 29 points, six rebounds, and eight assists in a game versus a ranked foe in the last 20 years (Minnesota's Nate Mason in 2017 and Denzel Valentine of Michigan State in 2016). Additionally, he is the first Hawkeye to post those numbers in any game since Adam Haluska had 31 points, nine assists, and nine rebounds vs. Coppin State in 2006.
- Peter Jok poured in 42 points against Memphis on Nov. 26. The 42 points are the most by a Hawkeye in 40 years and tie for the fourth most in a single-game in program history, tying Bruce King's 42 points against Pittsburgh in 1976.
- Jordan Bohannon was 7-of-15 from long distance at Notre Dame on Nov. 29; the 15 attempts tied Justin Jackson for the second most 3-point attempts in a single-game in Iowa history.
- After scoring in double figures once in 27 games last year, Brady Ellingson has netted double digits five times this season.
- Peter Jok tied a Carver-Hawkeye Arena record against Omaha, making all 12 free throw attempts. The perfect 12-of-12 mark tied Luke Recker (2001 vs. Kansas State), Val Barnes (1992 vs. Ohio State), and Roy Marble (1988 vs. Northern Iowa).
- Iowa played in back-to-back overtime games (Michigan and Nebraska) for the first time since Dec. 25 and Dec. 27, 1984.
- Iowa surpassed the century mark for the 97th time in program history with a 116-84 win over Savannah State on Nov. 13. The 116 points equal the seventh most points in a game in school history and are the most points by a Big Ten team this season.
- Iowa posted school records in 3-pointers made (18) and attempted (43) in its victory over Savannah State on Nov. 13.
- Iowa made all 13 of its free throw attempts at No. 15 Purdue on Dec. 28. The last time a Hawkeye team made all of its free throws (min. 10 attempts) was at Virginia (15-of-15) in the NIT quarterfinals on March 27, 2013.
- Isaiah Moss was named Big Ten Freshman of the Week on Dec. 12. It marked the first time a rookie Hawkeye was honored by the conference office since Nicholas Baer on Dec. 21, 2015.
- Peter Jok joined Reggie Evans (twice) and Aaron Fuller as the only Hawkeyes to post 30+ points and 10+ rebounds in a single game the last 20 years. Jok totaled 30 points and 11 rebounds against Seton Hall (Nov. 17). His efforts earned the team captain Big Ten Player of the Week honors on Nov. 21.
- Peter Jok scored 27 points in Iowa's opener vs. Kennesaw State. The 27 points are the most by a Hawkeye in a season opener since Adam Haluska poured in 29 against The Citadel in 2006.
- Freshman Tyler Cook (10) joined Aaron White as the only two players to grab 10 or more rebounds in their first game as a Hawkeye in the past 20 years.
- The 183 points in the Iowa-Nebraska double overtime game on Jan. 5 are the most points scored in the 28-game series history.
- Iowa athletic teams swept Iowa State in four competitions Dec. 7-10 (women's basketball, men's basketball, women's swimming, and wrestling). The Hawkeyes lead the Iowa Corn Cy-Hawk Series, 14-7. With only three athletic events remaining, Iowa has clinched the series for 2016-17.
- Iowa has won 44 of its last 47 nonconference home games, dating back to 2012.
- The Hawkeyes won 22 games, tied for third in the Big Ten, and won an NCAA Tournament game each of the last two seasons.
- Iowa has competed in postseason play the last five years (NCAA 2014-16; NIT 2012-13).
- Iowa has won 20 or more games in four consecutive seasons -- its longest streak in 15 years.

IOWA VS. RANKED TEAMS

Iowa is 2-3 against ranked opponents in 2016-17.

Below are Iowa's most recent results versus nationally-ranked opponents:

At Home:	84-76 loss to 25th-ranked Maryland, 1/19/17 83-78 win over 17th-ranked Purdue, 1/12/17 78-64 win over 25th-ranked Iowa State, 12/8/16 83-71 win over 22nd-ranked Purdue, 1/24/16 83-70 win over 1st-ranked Michigan State, 12/29/15
On the Road:	89-67 loss to 15th-ranked Purdue, 12/28/16 83-82 loss to 2nd-ranked Iowa State, 12/10/15 76-59 win over 4th-ranked Michigan State, 1/14/16 70-63 win over 14th-ranked Purdue, 1/2/16
Neutral Court:	74-41 loss to 6th-ranked Virginia, 11/25/16 87-68 loss to 6th-ranked Villanova, 3/20/16 68-62 loss to 17th-ranked Notre Dame, 11/27/15 84-61 win over 20th-ranked Wichita State, 11/29/15

HAWKEYES SWEEP BIG TEN WEEKLY HONORS

Senior Peter Jok and redshirt freshman Isaiah Moss were named Big Ten Player of the Week and Freshman of the Week, respectively, on Dec. 12. It marked the first time Iowa swept the weekly men's basketball accolades (weekly freshman honors began in 2010).

Jok (6-6, 205 pounds) collected the third Big Ten weekly honor of his career and second this season. Jok helped lead the Hawkeyes to a pair of victories over Stetson (95-68) and No. 25 Iowa State (78-64). He averaged a team-best 19 points, 8.5 rebounds, and five assists in the two contests.

In Iowa's upset over 25th-ranked Iowa State on Dec. 8, Jok led all scorers and rebounders with 23 points and nine rebounds. Against Stetson, the team captain flirted with a triple-double recording 15 points, eight rebounds, and dishing out a career-high seven assists without committing a turnover.

Moss (6-5, 205 pounds) earned his first conference weekly recognition after averaging 17.5 points and five rebounds in Iowa's two victories. The native of Chicago scored nine of his 14 points in the second half to help Iowa upend the 25th-ranked Cyclones.

Moss tallied personal bests in scoring (21), steals (2), and rebounds (6) in the Hawkeyes' triumph over Stetson on Dec. 5. The shooting guard shot at a 50 percent clip from 3-point range in the two games (6-of-12), including going 5-of-8 (62.5 percent) from long distance against the Hatters.

CARVER-HAWKEYE ARENA ENHANCEMENTS

The Iowa Athletic Department upgraded Carver-Hawkeye Arena's video boards, sound system, lighting, digital scoretable displays, and playing surface this past summer.

A new four-sided centerhung video system is the centerpiece of the installation. The two main centerhung displays measure approximately 14.5 feet high by 26 feet wide and the other two centerhung displays measure 9.5 feet high by 16.5 feet wide. The project also upgraded the auxiliary displays located near the ceiling at each side of the arena.

BAER NOMINATED FOR GOOD WORKS TEAM

Nicholas Baer is a nominee for the 2017 Allstate NABC Good Works Team.

This prestigious community service award recognizes a distinguished group of student-athletes who have demonstrated a commitment to enriching the lives of others and contributing to the greater good in their communities.

College sports information directors and basketball coaches across the country nominated players who exhibit exceptional leadership skills and an unwavering commitment to volunteerism.

IOWA HISTORY

Iowa has played 2,728 games since beginning basketball in 1902. Iowa's overall record is 1,605-1,123 (.588). Iowa's 1,605 wins are 39th most among Division I programs. That includes a 1,026-358 (.741) record in home games, a 575-762 (.430) record in contests away from Iowa City, a 756-762 (.498) mark in Big Ten games and a 431-132 (.765) record in Carver-Hawkeye Arena.

VOTE FOR McCAFFERY IN THE CHARITY COACHES CHALLENGE

Iowa's Fran McCaffery is one of 48 collegiate coaches taking part in the annual Coaches Charity Challenge. Fan participation determines the ultimate winner over an eight-week period. The tournament is divided into four rounds.

Thanks to your votes, coach McCaffery was one of 24 coaches to advance to the next round. The coaches with the most votes will advance to the quarterfinals and earn more money for their charity. Visit Iowa's social media sites @IowaHoops on Twitter and /hawkeyehoops on Facebook for more information on how to vote for McCaffery and Coaches vs. Cancer.

ALL-SESSION BIG TEN TOURNAMENT TICKETS ON SALE

All-session tickets for the 2017 Big Ten Basketball Tournament are on sale. The Big Ten Basketball Tournament will take place at the Verizon Center in Washington D.C., March 8-12.

Lower level tickets may be purchased through the UI Ticket Office. General public tickets may be purchased at Ticketmaster outlets, ticketmaster.com, or by calling Ticketmaster at (800) 745-3000.

All-session tickets for the lower level at the Verizon Center are available for \$400 through the Big Ten university ticket offices only. All-session tickets general public tickets are available for \$200 or \$250 (depending on seat location) through Ticketmaster or the Verizon Center box office only. Orders will be limited to eight all-session tickets.

The tournament features a discounted student ticket program. Students of Big Ten universities are able to purchase tickets for \$20, good for only the session or sessions featuring their school. All students must have a valid student ID for entry. Student section seating are available in balcony sections.

IOWA HEADSHOTS AVAILABLE ONLINE

Up-to-date head shots of all Iowa players and coaches are available on the internet at pics.hawkeyesports.com.

51 NICHOLAS BAER

RS-Sophomore • Forward • 6-7 • 205
Bettendorf, Iowa • Bettendorf HS



2016-17 GAME-BY-GAME STATS

Opponent	Date	gs	min	Total		3-Pointers		Free throws		Rebounds				pf	a	t/o	blk	stl	pts	avg	
				fg-fga	pct	3fg-fga	pct	ft-fa	pct	off	def	tot	avg								
KENNESAW STATE	11/11/16	*	26	2-6	.333	2-4	.500	4-4	1.000	0	3	3	3.0	3	2	0	0	0	10	10.0	
SAVANNAH STATE	11/13/16	*	15	3-6	.500	3-5	.600	0-0	.000	1	1	2	2.5	2	6	0	2	2	9	9.5	
SETON HALL	11/17/16	*	29	2-5	.400	1-3	.333	1-2	.500	2	4	6	3.7	3	2	1	3	3	6	8.3	
UT RIO GRANDE VALLEY	11/20/16	*	22	3-6	.500	0-3	.000	2-3	.667	2	5	7	4.5	1	3	1	0	3	8	8.3	
vs Virginia	11/25/16	*	16	1-1	1.000	0-0	.000	2-2	1.000	4	2	6	4.8	3	1	1	0	0	4	7.4	
vs Memphis	11/26/16	*	16	2-3	.667	1-2	.500	0-0	.000	0	1	1	4.2	5	1	0	0	0	5	7.0	
at Notre Dame	11/29/16	*	27	3-10	.300	1-4	.250	1-2	.500	6	6	12	5.3	2	1	0	0	3	8	7.1	
OMAHA	12/03/16	*	25	1-6	.167	1-5	.200	1-3	.333	4	1	5	5.3	4	3	2	4	1	4	6.8	
STETSON	12/05/16		20	2-5	.400	0-1	.000	3-4	.750	2	3	5	5.2	1	2	0	0	1	7	6.8	
IOWA STATE	12/08/16		17	2-4	.500	0-2	.000	6-7	.857	2	6	8	5.5	4	0	0	1	2	10	7.1	
vs Northern Iowa	12/17/16		28	5-11	.455	1-7	.143	0-0	.000	4	7	11	6.0	1	3	2	2	1	11	7.5	
NORTH DAKOTA	12/20/16		22	3-6	.500	2-3	.667	0-0	.000	2	5	7	6.1	3	1	2	2	3	8	7.5	
DELAWARE STATE	12/22/16		9	0-1	.000	0-0	.000	0-0	.000	0	4	4	5.9	3	0	1	1	0	0	6.9	
at Purdue	12/28/16		27	3-6	.500	0-1	.000	1-1	1.000	2	5	7	6.0	1	2	1	0	1	7	6.9	
MICHIGAN	01/01/17		27	4-6	.667	3-4	.750	1-4	.250	3	2	5	5.9	1	1	1	1	1	12	7.3	
at Nebraska	01/05/17		34	2-4	.500	1-3	.333	0-0	.000	2	9	11	6.3	4	2	2	6	0	5	7.1	
RUTGERS	01/08/17		25	2-4	.500	1-2	.500	0-0	.000	3	2	5	6.2	2	1	2	0	3	5	7.0	
PURDUE	01/12/17		19	1-2	.500	0-1	.000	2-4	.500	1	9	10	6.4	3	2	0	1	2	4	6.8	
at Northwestern	01/15/17		18	1-4	.250	1-2	.500	0-0	.000	1	1	2	6.2	3	0	1	0	1	3	6.6	
MARYLAND	01/19/17		30	3-6	.500	1-3	.333	0-1	.000	3	2	5	6.1	0	4	0	2	2	7	6.7	
at Illinois	01/25/17		30	5-10	.500	2-6	.333	0-0	.000	3	4	7	6.1	2	0	1	2	0	12	6.9	
OHIO STATE	01/28/17	*	26	3-9	.333	0-3	.000	0-0	.000	2	6	8	6.2	0	3	0	3	0	6	6.9	
Totals			9	508	53-121	.438	21-64	.328	24-37	.649	49	88	137	6.2	51	40	18	30	29	151	6.9

SEASON / CAREER STATS

POINTS

SEASON: 12, 2X, LAST AT ILLINOIS (1/25/17)
CAREER: 19 VS. TENNESSEE TECH (12/22/15)

REBOUNDS

SEASON: 12 AT NOTRE DAME (11/29/16)
CAREER: 12 AT NOTRE DAME (11/29/16)

ASSISTS

SEASON: 6 VS. SAVANNAH STATE (11/13/16)
CAREER: 6 VS. SAVANNAH STATE (11/13/16)

BLOCKS

SEASON: 6 AT NEBRASKA (1/5/17)
CAREER: 6, 2X, LAST AT NEBRASKA (1/5/17)

STEALS

SEASON: 3, 5X, LAST VS. RUTGERS (1/8/17)
CAREER: 3, 5X, LAST VS. RUTGERS (1/8/17)

MINUTES

SEASON: 34 AT NEBRASKA (1/5/17)
CAREER: 34 AT NEBRASKA (1/5/17)

FIELD GOALS MADE

SEASON: 5 VS. NORTHERN IOWA (12/17/16)
CAREER: 8 VS. TENNESSEE TECH (12/22/15)

FIELD GOALS ATTEMPTED

SEASON: 11 VS. NORTHERN IOWA (12/17/16)
CAREER: 13 VS. VILLANOVA (3/20/16)

3-POINT FIELD GOALS MADE

SEASON: 3, 2X, LAST VS. MICHIGAN (1/1/17)
CAREER: 4 VS. UMKC (12/5/15)

3-POINT FIELD GOALS ATTEMPTED

SEASON: 7 VS. NORTHERN IOWA (12/17/16)
CAREER: 5, 4X, LAST VS. OMAHA (12/3/16)

FREE THROWS MADE

SEASON: 6 VS. IOWA STATE (12/8/16)
CAREER: 6 VS. IOWA STATE (12/8/16)

FREE THROWS ATTEMPTED

SEASON: 7 VS. IOWA STATE (12/8/16)
CAREER: 7 VS. IOWA STATE (12/8/16)

- Non-scholarship athlete his first two years on campus before earning a scholarship after the 2015-16 season
- Returned to starting lineup in win over Ohio State on Saturday, leading squad in blocks (3) and rebounds (8)
- Has made at least one 3-pointer in 14-of-22 games this season
- Controlled 10 or more rebounds four times this season
- Ranks ninth in the Big Ten in steals (1.3) and blocked shots (1.4), and is tied for 13th in rebounding (6.1)
- Led team in rebounds (7), points (12), and blocked shots (2) in Iowa's last road game at Illinois (Jan. 25)
- Credited with a career-high three steals five times this year
- Matched a personal best with six blocks to go along with a team-best 11 rebounds at Nebraska on Jan. 5
- Tallied a season-best 12 points in win over Michigan on New Year's Day
- Posted first career double-double versus Northern Iowa (11 points, 11 rebounds) on Dec. 17
- Blocked a game-best four shots against Omaha (Dec. 3)
- Grabbed 12 rebounds at Notre Dame; the 12 boards are the most by a Hawkeye in a game this year
- Recorded a career-best six assists to go along with 9 points, 2 blocks, 2 steals, and 2 boards vs. Savannah State
- Represented Iowa on USA East Coast All-Stars overseas in August; averaged 8.8 pts and 8.3 rbs in four games

PRODUCTION TRACKER

	Season	Career
Scored 10+ Points:	5	10
Scored 15+ Points:	0	2
Scored 20+ Points:	0	0
Had 5+ Assists:	1	1
Had 3+ Blocks:	4	5
Had 3+ Steals:	5	5
Made 3+ 3-Pointers:	2	5
Led Team in Scoring:	1	1
Led Team in Rebounding:	9	9
Led Team in Assists:	0	0
Led Team in Steals:	6	6
Led Team in Blocks:	11	17
Double-Double:	1	1



CAREER STATS

YEAR	G/GS	FG-A	PCT	3-PT	PCT	FT-A	PCT	RB	AVG	PF-FO	AS	TO	BK	ST	PTS	AVG
Fresh.	33/0	61-123	.496	26-66	.394	10-15	.667	85	2.6	49-0	17	17	19	23	158	4.8
Soph.	22/9	53-121	.438	21-64	.328	24-37	.649	137	6.2	51-1	40	18	30	29	151	6.9
TOTALS	55/9	114-244	.467	47-130	.362	34-52	.654	222	4.0	100-1	57	35	49	52	309	5.6

3 JORDAN BOHANNON

Freshman • Guard • 6-0 • 182
Marion, Iowa • Linn-Mar HS



2016-17 GAME-BY-GAME STATS

Opponent	Date	gs	min	Total		3-Pointers		Free throws		Rebounds				pts	avg						
				fg-fga	pct	3fg-fga	pct	ft-fa	pct	off	def	tot	avg			pf	a	t/o	blk	stl	
KENNESAW STATE	11/11/16		21	2-4	.500	2-4	.500	0-0	.000	0	0	0	0	0	2	2	0	0	6	6.0	
SAVANNAH STATE	11/13/16		21	2-8	.250	2-6	.333	0-0	.000	0	2	2	1.0	1	7	1	0	0	6	6.0	
SETON HALL	11/17/16		19	0-2	.000	0-1	.000	3-4	.750	0	3	3	1.7	2	4	3	0	1	3	5.0	
UT RIO GRANDE VALLEY	11/20/16		24	1-7	.143	1-6	.167	2-2	1.000	0	2	2	1.8	0	6	2	0	1	5	5.0	
vs Virginia	11/25/16		23	2-8	.250	2-6	.333	0-0	.000	1	3	4	2.2	1	0	3	0	0	6	5.2	
vs Memphis	11/26/16		24	2-8	.250	1-4	.250	0-0	.000	0	0	0	1.8	3	6	4	0	2	5	5.2	
at Notre Dame	11/29/16	*	32	7-18	.389	7-15	.467	2-2	1.000	1	1	2	1.9	3	7	1	0	0	23	7.7	
OMAHA	12/03/16	*	35	7-14	.500	6-12	.500	0-0	.000	0	3	3	2.0	3	6	4	0	0	20	9.3	
STETSON	12/05/16	*	26	1-9	.111	0-3	.000	0-0	.000	0	1	1	1.9	1	5	2	0	1	2	8.4	
IOWA STATE	12/08/16	*	30	2-8	.250	2-6	.333	2-2	1.000	0	5	5	2.2	1	4	3	0	0	8	8.4	
vs Northern Iowa	12/17/16	*	31	2-7	.286	2-5	.400	0-0	.000	0	4	4	2.4	1	6	2	0	0	6	8.2	
NORTH DAKOTA	12/20/16	*	34	5-9	.556	2-4	.500	6-8	.750	0	3	3	2.4	1	3	3	0	0	18	9.0	
DELAWARE STATE	12/22/16	*	20	2-5	.400	1-2	.500	0-0	.000	0	1	1	2.3	0	5	2	0	1	5	8.7	
at Purdue	12/28/16	*	23	2-8	.250	0-4	.000	2-2	1.000	0	1	1	2.2	0	4	0	0	1	6	8.5	
MICHIGAN	01/01/17	*	31	6-8	.750	3-5	.600	2-2	1.000	1	3	4	2.3	2	6	0	0	0	17	9.1	
at Nebraska	01/05/17	*	40	2-10	.200	2-7	.286	0-0	.000	2	3	5	2.5	1	3	3	1	0	6	8.9	
RUTGERS	01/08/17	*	29	2-5	.400	0-2	.000	4-4	1.000	0	1	1	2.4	2	8	4	0	1	8	8.8	
PURDUE	01/12/17	*	36	4-7	.571	2-3	.667	2-2	1.000	0	1	1	2.3	3	9	1	0	1	12	9.0	
at Northwestern	01/15/17	*	31	2-7	.286	2-6	.333	0-0	.000	0	3	3	2.4	0	2	3	0	0	6	8.8	
MARYLAND	01/19/17	*	38	4-14	.286	3-11	.273	0-0	.000	0	3	3	2.4	2	8	4	0	4	11	9.0	
at Illinois	01/25/17	*	21	1-9	.111	1-7	.143	0-0	.000	1	0	1	2.3	2	4	2	0	1	3	8.7	
OHIO STATE	01/28/17	*	29	4-10	.400	4-10	.400	0-0	.000	1	3	4	2.4	0	1	2	0	2	12	8.8	
Totals			16	618	62-185	.335	45-129	.349	25-28	.893	7	46	53	2.4	31	103	50	1	16	194	8.8

SEASON / CAREER STATS

POINTS

SEASON: 23 AT NOTRE DAME (11/29/16)

REBOUNDS

SEASON: 5, 2X, LAST AT NEBRASKA (1/5/17)

ASSISTS

SEASON: 9 VS. PURDUE (1/12/17)

BLOCKS

SEASON: 1 AT NEBRASKA (1/5/17)

STEALS

SEASON: 4 VS. MARYLAND (1/19/17)

MINUTES

SEASON: 40 AT NEBRASKA (1/5/17)

FIELD GOALS MADE

SEASON: 7, 2X, LAST VS. OMAHA (12/3/16)

FIELD GOALS ATTEMPTED

SEASON: 18 AT NOTRE DAME (11/29/16)

3-POINT FIELD GOALS MADE

SEASON: 7 AT NOTRE DAME (11/29/16)

3-POINT FIELD GOALS ATTEMPTED

SEASON: 15 AT NOTRE DAME (11/29/16)

FREE THROWS MADE

SEASON: 3 VS. SETON HALL (11/17/16)

FREE THROWS ATTEMPTED

SEASON: 4 VS. SETON HALL (11/17/16)

- Leads team and ranks fifth in the Big Ten in assists (4.7) and is tied for 11th in 3-pointers made (2.0)
- His 103 assists are seventh most by a Hawkeye freshman in a single-season
- Iowa is 9-3 in games when Bohannon commits two turnovers or less
- Credited with a combined 17 assists in last two wins (8 vs. Rutgers and a personal-best 9 vs. #17/19 Purdue)
- One assist from a double-double (12 points, 9 assists) versus #17/19 Purdue on Jan. 12
- Totaled six points and matched a personal best with five rebounds, playing 40 minutes at Nebraska (Jan. 5)
- Posted 17 points, six assists, and no turnovers in Iowa's win over Michigan on New Year's Day
- Led team with six assists in win over Northern Iowa (Dec. 17) and five dimes against Delaware State (Dec. 22)
- Snagged a personal-best five rebounds to go along with eight points and four assists in win over #25 Iowa State
- Made 13 3-pointers in his first two starts (7 at Notre Dame and 6 vs. Omaha)
- Personal bests in scoring (23), 3-pointers (7), and assists (7) while only turning the ball over once at Notre Dame
- Went 7-of-15 from long distance at Notre Dame; the 15 attempts ties for second most in a game in Iowa history
- Three older brothers all played college basketball: Jason (Wisconsin); Zach (Air Force & Wisconsin); Matt (UNI)
- Father was a quarterback at Iowa under legendary head coach Hayden Fry

PRODUCTION TRACKER

	Season	Career
Scored 10+ Points:	7	7
Scored 15+ Points:	4	4
Scored 20+ Points:	2	2
Had 5+ Assists:	11	11
Had 3+ Blocks:	0	0
Had 3+ Steals:	1	1
Made 3+ 3-Pointers:	5	5
Led Team in Scoring:	2	2
Led Team in Rebounding:	0	0
Led Team in Assists:	16	16
Led Team in Steals:	4	4
Led Team in Blocks:	0	0
Double-Double:	0	0



CAREER STATS

YEAR	G/GS	FG-A	PCT	3-PT	PCT	FT-A	PCT	RB	AVG	PF-FO	AS	TO	BK	ST	PTS	AVG
Fresh.	22/16	62-185	.335	45-129	.349	25-28	.893	53	2.4	31-0	103	50	1	16	194	8.8

5 TYLER COOK

Freshman • Forward • 6-9 • 253
St. Louis, Missouri • Chaminade Prep



2016-17 GAME-BY-GAME STATS

Opponent	Date	gs	min	Total		3-Pointers		Free throws		Rebounds				pf	a	t/o	blk	stl	pts	avg	
				fg-fga	pct	3fg-fga	pct	ft-fa	pct	off	def	tot	avg								
KENNESAW STATE	11/11/16	*	21	1-7	.143	0-1	.000	4-4	1.000	5	5	10	10.0	3	1	4	0	0	6	6.0	
SAVANNAH STATE	11/13/16	*	15	7-9	.778	0-0	.000	0-1	.000	2	2	4	7.0	2	2	1	0	0	14	10.0	
SETON HALL	11/17/16	*	32	9-15	.600	1-3	.333	5-12	.417	1	1	2	5.3	1	1	2	0	1	24	14.7	
UT RIO GRANDE VALLEY	11/20/16	*	24	6-9	.667	0-1	.000	3-4	.750	1	2	3	4.8	1	0	4	0	0	15	14.8	
vs Virginia	11/25/16	*	29	2-6	.333	0-1	.000	2-5	.400	3	3	6	5.0	1	2	4	1	1	6	13.0	
vs Memphis	11/26/16	*	33	6-9	.667	0-0	.000	5-6	.833	3	4	7	5.3	2	2	3	2	1	17	13.7	
at Purdue	12/28/16		22	6-10	.600	0-1	.000	0-0	.000	0	2	2	4.9	4	1	1	0	2	12	13.4	
MICHIGAN	01/01/17	*	31	5-12	.417	0-0	.000	1-3	.333	3	5	8	5.3	1	0	1	0	0	11	13.1	
at Nebraska	01/05/17	*	26	6-8	.750	0-0	.000	2-3	.667	3	4	7	5.4	4	0	2	0	2	14	13.2	
RUTGERS	01/08/17	*	21	1-6	.167	0-0	.000	2-4	.500	0	2	2	5.1	1	0	1	1	1	4	12.3	
PURDUE	01/12/17	*	33	7-10	.700	0-0	.000	2-5	.400	3	3	6	5.2	2	2	2	0	1	16	12.6	
at Northwestern	01/15/17	*	29	3-8	.375	0-0	.000	8-9	.889	0	5	5	5.2	2	1	2	0	1	14	12.8	
MARYLAND	01/19/17	*	20	1-6	.167	0-0	.000	6-8	.750	6	1	7	5.3	3	1	4	0	0	8	12.4	
at Illinois	01/25/17	*	17	2-6	.333	0-0	.000	1-2	.500	2	1	3	5.1	1	1	4	0	0	5	11.9	
OHIO STATE	01/28/17	*	16	5-9	.556	1-1	1.000	2-5	.400	1	0	1	4.9	3	0	2	0	0	13	11.9	
Totals			14	369	67-130	.515	2-8	.250	43-71	.606	33	40	73	4.9	31	14	37	4	10	179	11.9

SEASON / CAREER STATS

POINTS

SEASON: 24 vs. SETON HALL (11/17/16)

REBOUNDS

SEASON: 10 vs. KENNESAW STATE (11/11/16)

ASSISTS

SEASON: 2, 4X, LAST vs. PURDUE (1/12/17)

BLOCKS

SEASON: 2 vs. MEMPHIS (11/26/16)

STEALS

SEASON: 2, 2X, LAST AT NEBRASKA (1/5/17)

MINUTES

SEASON: 33, 2X, LAST vs. PURDUE (1/12/17)

FIELD GOALS MADE

SEASON: 9 vs. SETON HALL (11/17/16)

FIELD GOALS ATTEMPTED

SEASON: 15 vs. SETON HALL (11/17/16)

3-POINT FIELD GOALS MADE

SEASON: 1 vs. SETON HALL (11/17/16)

3-POINT FIELD GOALS ATTEMPTED

SEASON: 3 vs. SETON HALL (11/17/16)

FREE THROWS MADE

SEASON: 8 AT NORTHWESTERN (1/15/17)

FREE THROWS ATTEMPTED

SEASON: 12 vs. SETON HALL (11/17/16)

- Missed seven games after fracturing right index finger in practice at the Emerald Coast Classic (Nov. 24)
- Netted double figures in 10 of 15 contests played
- Ranks second on the team in scoring (11.9 ppg) and is tied for third in rebounding (4.9)
- Netted 10 of his 13 points in the second half in Iowa's win over Ohio State on Saturday in Iowa City
- Returned to action at #15 Purdue on Dec. 28, scoring 12 points and collecting a personal-best two steals
- His 16 points against #17/19 Purdue on Jan. 12 are the most by the Hawkeye freshman since scoring 17 versus Memphis on Nov. 26; also matched personal bests in assists (2) in home win over #17/19 Purdue
- Had 11 points and a team-best eight rebounds in win over Michigan
- Posted 14 points, seven rebounds and matched a personal best with two steals at Nebraska on Jan. 5
- Totaled 17 points (6-of-9 FG, 5-of-6 FT) and a team-best seven rebounds in loss to Memphis
- Became only second player in 20 years to grab 10+ rebounds in Hawkeye debut (Aaron White, 2011)
- Netted a personal-best 24 points, which includes making his first collegiate 3-pointer, versus Seton Hall
- Ranked as the No. 38 player in the 2016 class, according to ESPN
- Played on the same high school team as Duke freshman Jayson Tatum

PRODUCTION TRACKER

	Season	Career
Scored 10+ Points:	10	10
Scored 15+ Points:	4	4
Scored 20+ Points:	1	1
Had 5+ Assists:	0	0
Had 3+ Blocks:	0	0
Had 3+ Steals:	0	0
Made 3+ 3-Pointers:	0	0
Led Team in Scoring:	1	1
Led Team in Rebounding:	6	6
Led Team in Assists:	1	1
Led Team in Steals:	2	2
Led Team in Blocks:	2	2
Double-Double:	0	0



CAREER STATS

YEAR	G/GS	FG-A	PCT	3-PT	PCT	FT-A	PCT	RB	AVG	PF-FO	AS	TO	BK	ST	PTS	AVG
Fresh.	15/14	67-130	.515	2-8	.250	43-71	.606	73	4.9	31-0	14	37	4	10	179	11.9

1 MAISHE DAILEY

Freshman • Guard • 6-6 • 183
Beachwood, Ohio • Beachwood HS



2016-17 GAME-BY-GAME STATS

Opponent	Date	gs	min	Total		3-Pointers		Free throws		Rebounds				pf	a	t/o	blk	stl	pts	avg	
				fg-fga	pct	3fg-fga	pct	ft-fa	pct	off	def	tot	avg								
SAVANNAH STATE	11/13/16		13	2-3	.667	2-3	.667	0-2	.000	1	2	3	3.0	2	0	2	1	2	6	6.0	
UT RIO GRANDE VALLEY	11/20/16		11	1-4	.250	0-1	.000	0-0	.000	0	3	3	3.0	0	1	0	0	1	2	4.0	
vs Virginia	11/25/16		2	0-0	.000	0-0	.000	0-0	.000	0	1	1	2.3	0	0	0	0	0	0	2.7	
OMAHA	12/03/16		4	0-0	.000	0-0	.000	0-0	.000	0	0	0	1.8	0	0	0	0	0	0	2.0	
STETSON	12/05/16		11	2-3	.667	0-0	.000	1-2	.500	1	3	4	2.2	1	0	0	0	0	5	2.6	
vs Northern Iowa	12/17/16		4	0-0	.000	0-0	.000	0-0	.000	0	0	0	1.8	0	0	0	0	0	0	2.2	
DELAWARE STATE	12/22/16		21	3-8	.375	2-7	.286	0-0	.000	1	6	7	2.6	0	2	1	0	0	8	3.0	
at Purdue	12/28/16		7	1-1	1.000	0-0	.000	0-0	.000	0	0	0	2.3	0	0	0	0	0	2	2.9	
at Illinois	01/25/17		6	1-2	.500	0-1	.000	0-0	.000	0	1	1	2.1	0	1	0	0	0	2	2.8	
Totals			0	79	10-21	.476	4-12	.333	1-4	.250	3	16	19	2.1	3	4	3	1	3	25	2.8

SEASON / CAREER STATS

POINTS

SEASON: 8 vs. DELAWARE STATE (12/22/16)

REBOUNDS

SEASON: 7 vs. DELAWARE STATE (12/22/16)

ASSISTS

SEASON: 2 vs. DELAWARE STATE (12/22/16)

BLOCKS

SEASON: 1 vs. SAVANNAH STATE (11/13/16)

STEALS

SEASON: 2 vs. SAVANNAH STATE (11/13/16)

MINUTES

SEASON: 21 vs. DELAWARE STATE (12/22/16)

FIELD GOALS MADE

SEASON: 3 vs. DELAWARE STATE (12/22/16)

FIELD GOALS ATTEMPTED

SEASON: 8 vs. DELAWARE STATE (12/22/16)

3-POINT FIELD GOALS MADE

SEASON: 2, 2X, LAST vs. DEL. STATE (12/22/16)

3-POINT FIELD GOALS ATTEMPTED

SEASON: 7 vs. DELAWARE STATE (12/22/16)

FREE THROWS MADE

SEASON: 1 vs. STETSON (12/5/16)

FREE THROWS ATTEMPTED

SEASON: 2, 2X, LAST vs. STETSON (12/5/16)

- Seen action in nine games
- Posted personal bests in points (8), rebounds (7), assists (2), 3-pointers made (2), and minutes (21) in Iowa's last game against Delaware State on Dec. 22
- His seven rebounds against the Hornets on Dec. 22 were a team best along with teammate Dom Uhl
- Played in first collegiate game vs. Savannah State, registering 6 points, 3 rebounds, 2 steals, and 1 blocked shot
- Grabbed four rebounds and netted five points in Iowa's win over Stetson

PRODUCTION TRACKER

	Season	Career
Scored 10+ Points:	0	0
Scored 15+ Points:	0	0
Scored 20+ Points:	0	0
Had 5+ Assists:	0	0
Had 3+ Blocks:	0	0
Had 3+ Steals:	0	0
Made 3+ 3-Pointers:	0	0
Led Team in Scoring:	0	0
Led Team in Rebounding:	1	1
Led Team in Assists:	0	0
Led Team in Steals:	1	1
Led Team in Blocks:	0	0
Double-Double:	0	0



CAREER STATS

YEAR	G/GS	FG-A	PCT	3-PT	PCT	FT-A	PCT	RB	AVG	PF-FO	AS	TO	BK	ST	PTS	AVG
Fresh.	9/0	10-21	.476	4-12	.333	1-4	.250	19	2.1	3-0	4	3	1	3	25	2.8

24 BRADY ELLINGSON

RS-Sophomore • Guard • 6-4 • 193
Menomonee Falls, Wisconsin • Hamilton HS



2016-17 GAME-BY-GAME STATS

Opponent	Date	gs	min	Total		3-Pointers		Free throws		Rebounds				pf	a	t/o	blk	stl	pts	avg
				fg-fga	pct	3fg-fga	pct	ft-fa	pct	off	def	tot	avg							
KENNESAW STATE	11/11/16	15	0-1	.000	0-1	.000	0-0	.000	0	1	1	1.0	3	0	0	0	0	0	0	0.0
SAVANNAH STATE	11/13/16	17	7-9	.778	4-6	.667	5-5	1.000	0	1	1	1.0	1	1	1	0	0	0	23	11.5
SETON HALL	11/17/16	5	1-1	1.000	1-1	1.000	0-0	.000	0	0	0	0.7	3	0	1	0	0	3	8.7	
UT RIO GRANDE VALLEY	11/20/16	19	4-6	.667	2-3	.667	1-1	1.000	0	0	0.5	1	1	0	0	1	11	9.3		
vs Virginia	11/25/16	8	0-1	.000	0-1	.000	0-0	.000	0	0	0	0.4	2	0	0	0	0	7.4		
vs Memphis	11/26/16	16	1-1	1.000	1-1	1.000	0-0	.000	0	3	3	0.8	0	1	0	0	0	6.7		
at Notre Dame	11/29/16	19	2-3	.667	1-2	.500	0-0	.000	0	0	0.7	1	0	0	0	1	5	6.4		
OMAHA	12/03/16	19	1-4	.250	1-2	.500	0-0	.000	1	0	1	0.8	1	1	0	0	0	6.0		
STETSON	12/05/16	12	1-4	.250	0-2	.000	0-0	.000	0	1	1	0.8	1	0	0	0	0	5.6		
IOWA STATE	12/08/16	12	1-1	1.000	1-1	1.000	0-0	.000	0	2	2	0.9	0	1	0	0	0	5.3		
vs Northern Iowa	12/17/16	11	0-0	.000	0-0	.000	2-2	1.000	0	0	0	0.8	1	0	2	0	1	5.0		
NORTH DAKOTA	12/20/16	18	4-5	.800	0-0	.000	2-2	1.000	0	1	1	0.8	1	1	0	0	0	10	5.4	
DELAWARE STATE	12/22/16	18	2-3	.667	2-2	1.000	2-2	1.000	0	1	1	0.8	2	0	1	0	0	8	5.6	
at Purdue	12/28/16	17	3-4	.750	3-3	1.000	2-2	1.000	0	1	1	0.9	2	2	1	0	0	11	6.0	
MICHIGAN	01/01/17	15	2-4	.500	0-1	.000	2-2	1.000	0	1	1	0.9	1	0	0	0	0	6	6.0	
at Nebraska	01/05/17	17	0-3	.000	0-2	.000	0-0	.000	0	2	2	0.9	0	2	1	0	1	0	5.6	
RUTGERS	01/08/17	8	0-1	.000	0-1	.000	0-0	.000	0	2	2	1.0	0	1	0	0	0	5.3		
PURDUE	01/12/17	5	0-1	.000	0-1	.000	0-0	.000	0	0	0	0.9	0	0	0	0	0	5.0		
at Northwestern	01/15/17	19	0-4	.000	0-3	.000	2-2	1.000	0	0	0	0.9	1	2	0	0	1	2	4.8	
MARYLAND	01/19/17	12	1-3	.333	1-1	1.000	0-0	.000	1	0	1	0.9	0	0	0	0	0	3	4.8	
at Illinois	01/25/17	8	0-0	.000	0-0	.000	0-0	.000	0	1	1	0.9	1	2	0	0	0	0	4.5	
OHIO STATE	01/28/17	25	6-9	.667	5-7	.714	0-0	.000	0	4	4	1.0	0	3	0	0	1	17	5.1	
Totals		0	315	36-68	.529	22-41	.537	18-18	1.000	2	21	23	1.0	22	18	7	0	6	112	5.1

SEASON / CAREER STATS

POINTS

SEASON: 23 VS. SAVANNAH STATE (11/13/16)
CAREER: 23 VS. SAVANNAH STATE (11/13/16)

REBOUNDS

SEASON: 4 VS. OHIO STATE (1/28/17)
CAREER: 4 VS. OHIO STATE (1/28/17)

ASSISTS

SEASON: 3 VS. OHIO STATE (1/28/17)
CAREER: 3 VS. OHIO STATE (1/28/17)

BLOCKS

SEASON: ---
CAREER: ---

STEALS

SEASON: 1, 6X, LAST VS. OHIO STATE (1/28/17)
CAREER: 1, 12X, LAST VS. OHIO STATE (1/28/17)

MINUTES

SEASON: 25 VS. OHIO STATE (1/28/17)
CAREER: 25 VS. OHIO STATE (1/28/17)

FIELD GOALS MADE

SEASON: 7 VS. SAVANNAH STATE (11/13/16)
CAREER: 7, 2X, LAST VS. SAVANNAH ST (11/13/16)

FIELD GOALS ATTEMPTED

SEASON: 9 VS. OHIO STATE (1/28/17)
CAREER: 9 VS. OHIO STATE (1/28/17)

3-POINT FIELD GOALS MADE

SEASON: 5 VS. OHIO STATE (1/28/17)
CAREER: 5 VS. OHIO STATE (1/28/17)

3-POINT FIELD GOALS ATTEMPTED

SEASON: 7 VS. OHIO STATE (1/28/17)
SEASON: 7 VS. OHIO STATE (1/28/17)

FREE THROWS MADE

SEASON: 5 VS. SAVANNAH STATE (11/13/16)
CAREER: 5, 2X, LAST VS. SAVANNAH ST (11/13/16)

FREE THROWS ATTEMPTED

SEASON: 5 VS. SAVANNAH STATE (11/13/16)
CAREER: 6 VS. COPPIN STATE (11/15/15)

- Netted double figures five times this season after reaching double digits just once a year ago
- Ranks first in the Big Ten in 3-point accuracy (.537, 22-of-41)
- Posted career bests in rebounds (4), 3-pointers made (5), steals (1), minutes (25), and field goals attempted in win over Ohio State on Saturday night in Iowa City
- Made at least one triple ten times this year, including making six straight treys between Dec. 8-Dec. 28
- Made all 18 of his free throw attempts this season
- Scored eight points, making both 3-point attempts and both free throw attempts in win over Delaware State
- Netted 21 of his career-high 23 points in the first half against Savannah State; was 7-of-9 from the field, including 4-of-6 from 3-point range, and 5-of-5 from the foul line
- Scored 20+ points twice in his career (Coppin State in 2015 and Savannah State in 2016)

PRODUCTION TRACKER

	Season	Career
Scored 10+ Points:	5	6
Scored 15+ Points:	2	3
Scored 20+ Points:	1	2
Had 5+ Assists:	0	0
Had 3+ Blocks:	0	0
Had 3+ Steals:	0	0
Made 3+ 3-Pointers:	3	4
Led Team in Scoring:	2	3
Led Team in Rebounding:	0	0
Led Team in Assists:	0	0
Led Team in Steals:	1	1
Led Team in Blocks:	0	0
Double-Double:	0	0



CAREER STATS

YEAR	G/GS	FG-A	PCT	3-PT	PCT	FT-A	PCT	RB	AVG	PF-FO	AS	TO	BK	ST	PTS	AVG
Fresh.	7/0	4-8	.500	4-6	.667	1-2	.500	0	0.0	1-0	4	1	0	1	13	1.9
RS-Fresh.	27/0	28-61	.459	12-44	.273	7-10	.700	18	0.7	21-0	12	11	0	5	75	2.9
Soph.	22/0	36-68	.529	22-41	.537	18-18	1.000	23	1.0	22-0	18	7	0	6	112	5.1
TOTALS	56/0	68-137	.496	38-91	.418	26-30	.867	41	0.7	44-0	34	19	0	12	200	3.6

14 PETER JOK

Senior • Guard • 6-6 • 205
West Des Moines, Iowa • Valley HS



2016-17 GAME-BY-GAME STATS

Opponent	Date	gs	min	Total		3-Pointers		Free throws		Rebounds				pf	a	t/o	blk	stl	pts	avg	
				fg-fga	pct	3fg-fga	pct	ft-fa	pct	off	def	tot	avg								
KENNESAW STATE	11/11/16	*	26	11-19	.579	3-8	.375	2-2	1.000	0	4	4	4.0	1	3	2	0	2	27	27.0	
SAVANNAH STATE	11/13/16	*	23	5-15	.333	3-10	.300	0-0	.000	3	3	6	5.0	0	3	1	0	0	13	20.0	
SETON HALL	11/17/16	*	36	11-21	.524	2-8	.250	6-6	1.000	2	9	11	7.0	2	4	1	0	2	30	23.3	
UT RIO GRANDE VALLEY	11/20/16	*	19	9-13	.692	5-8	.625	4-4	1.000	1	0	1	5.5	1	0	2	0	2	27	24.3	
vs Virginia	11/25/16	*	27	5-14	.357	3-8	.375	0-0	.000	0	1	1	4.6	2	2	1	0	0	13	22.0	
vs Memphis	11/26/16	*	36	11-16	.688	8-11	.727	12-12	1.000	1	5	6	4.8	1	0	5	0	1	42	25.3	
at Notre Dame	11/29/16	*	36	4-20	.200	2-11	.182	5-7	.714	1	5	6	5.0	3	1	2	0	2	15	23.9	
OMAHA	12/03/16	*	37	8-21	.381	5-10	.500	12-12	1.000	1	9	10	5.6	3	1	3	0	0	33	25.0	
STETSON	12/05/16	*	25	4-13	.308	1-7	.143	6-8	.750	1	7	8	5.9	1	7	0	0	0	15	23.9	
IOWA STATE	12/08/16	*	35	9-17	.529	4-7	.571	1-2	.500	0	9	9	6.2	3	3	4	0	2	23	23.8	
vs Northern Iowa	12/17/16	*	29	9-15	.600	3-3	1.000	0-0	.000	1	7	8	6.4	2	0	1	0	0	21	23.5	
NORTH DAKOTA	12/20/16	*	32	4-15	.267	0-3	.000	10-10	1.000	1	7	8	6.5	4	4	1	0	1	18	23.1	
DELAWARE STATE	12/22/16	*	15	5-11	.455	3-6	.500	4-4	1.000	0	2	2	6.2	1	1	0	0	3	17	22.6	
at Purdue	12/28/16	*	22	4-15	.267	1-7	.143	4-4	1.000	0	6	6	6.1	2	2	3	0	2	13	21.9	
MICHIGAN	01/01/17	*	34	9-18	.500	4-7	.571	3-4	.750	1	4	5	6.1	3	3	3	0	0	25	22.1	
at Nebraska	01/05/17	*	41	12-24	.500	5-11	.455	5-6	.833	1	5	6	6.1	5	1	5	0	0	34	22.9	
RUTGERS	01/08/17	*	30	7-18	.389	2-10	.200	2-2	1.000	1	10	11	6.4	2	2	3	0	2	18	22.6	
PURDUE	01/12/17	*	35	11-19	.579	4-7	.571	3-4	.750	1	5	6	6.3	2	8	3	1	1	29	22.9	
at Northwestern	01/15/17	*	21	2-9	.222	0-4	.000	0-0	.000	1	2	3	6.2	2	0	1	0	0	4	21.9	
MARYLAND	01/19/17	*	31	4-12	.333	2-8	.250	4-4	1.000	1	3	4	6.1	2	3	3	0	4	14	21.6	
at Illinois	01/25/17	*	32	3-9	.333	1-5	.200	3-3	1.000	2	0	2	5.9	1	1	4	0	0	10	21.0	
Totals			21	622	147-334	.440	61-159	.384	86-94	.915	20	103	123	5.9	43	49	48	1	24	441	21.0

SEASON / CAREER STATS

POINTS

SEASON: 42 VS. MEMPHIS (11/26/16)
CAREER: 42 VS. MEMPHIS (11/26/16)

REBOUNDS

SEASON: 11, 2X, LAST VS. RUTGERS (1/8/17)
CAREER: 11, 2X, LAST VS. RUTGERS (1/8/17)

ASSISTS

SEASON: 8 VS. PURDUE (1/12/17)
CAREER: 8 VS. PURDUE (1/12/17)

BLOCKS

SEASON: 1 VS. PURDUE (1/12/17)
CAREER: 1, 9X, LAST VS. PURDUE (1/12/17)

STEALS

SEASON: 4 VS. MARYLAND (1/19/17)
CAREER: 4, 2X, LAST VS. MARYLAND (1/19/17)

MINUTES

SEASON: 41 AT NEBRASKA (1/5/17)
CAREER: 41 AT NEBRASKA (1/5/17)

FIELD GOALS MADE

SEASON: 12 AT NEBRASKA (1/5/17)
CAREER: 12 AT NEBRASKA (1/5/17)

FIELD GOALS ATTEMPTED

SEASON: 24 AT NEBRASKA (1/5/17)
CAREER: 24 AT NEBRASKA (1/5/17)

3-POINT FIELD GOALS MADE

SEASON: 8 VS. MEMPHIS (11/26/16)
CAREER: 8 VS. MEMPHIS (11/26/16)

3-POINT FIELD GOALS ATTEMPTED

SEASON: 11, 3X, LAST AT NEBRASKA (1/5/17)
CAREER: 11, 4X, LAST AT NEBRASKA (1/5/17)

FREE THROWS MADE

SEASON: 12, 2X, LAST VS. OMAHA (12/3/16)
CAREER: 12, 2X, LAST VS. OMAHA (12/3/16)

FREE THROWS ATTEMPTED

SEASON: 12, 2X, LAST VS. OMAHA (12/3/16)
CAREER: 12, 3X, LAST VS. OMAHA (12/3/16)

- Did not play in Iowa's last game versus Ohio State (back)
- Scored 25 points or more eight times this season, a total that ties for sixth nationally
- Ranks first in the Big Ten in scoring (21.0) and free throw accuracy (.915); second in 3-pointers per game (2.9)
- Ranks 20th nationally in scoring - fourth among players from Power 5 conferences - averaging 21.0 points
- Last Big Ten player to average 21 points or more in a season was Minnesota's Kris Humpries in 2003-04
- Two-time Big Ten Player of the Week as a senior (Nov. 21 and Dec. 12)
- First Big Ten player with four 30-point games before February since Michigan's Louis Bullock in 1998-99
- Three double-doubles this season: Seton Hall (30 pts, 11 rbs), Omaha (33 pts, 10 rbs), Rutgers (18 pts, 11 rbs)
- 12-of-12 FT twice this season (Memphis and Omaha) and 10-of-10 FT once (North Dakota)
- Posted career highs in scoring (42), 3-pointers made (8), and FT made (12) vs. Memphis; the 42 points are the most by a Hawkeye player in 40 years and ties Bruce King (1976) for fourth most in a single-game in Iowa history
- One of four players nationally to post at least 42 points and six rebounds in a game this season
- Totaled 30 points and 11 rebounds against Seton Hall joining Reggie Evans (twice) and Aaron Fuller as the only Hawkeyes to post 30+ points and 10+ rebounds in a single-game the last 20 years
- Named to the preseason All-Big Ten first team, while also being named to the Jerry West Shooting Guard of the Year Award, Naismith Trophy, and John Wooden watch lists, and candidate for the Senior CLASS Award

PRODUCTION TRACKER

	Season	Career
Scored 10+ Points:	20	64
Scored 15+ Points:	15	34
Scored 20+ Points:	10	21
Had 5+ Assists:	2	2
Had 3+ Blocks:	0	0
Had 3+ Steals:	2	9
Made 3+ 3-Pointers:	12	32
Led Team in Scoring:	14	26
Led Team in Rebounding:	5	10
Led Team in Assists:	4	8
Led Team in Steals:	3	20
Led Team in Blocks:	1	3
Double-Double:	3	3



CAREER STATS

YEAR	G/GS	FG-A	PCT	3-PT	PCT	FT-A	PCT	RB	AVG	PF-FO	AS	TO	BK	ST	PTS	AVG
Fresh.	27/0	38-95	.400	16-46	.348	27-34	.794	25	0.9	18-0	19	13	3	9	119	4.4
Soph.	34/21	83-232	.358	36-105	.343	37-41	.902	88	2.6	63-1	44	43	4	19	239	7.0
Junior	32/32	167-385	.434	78-192	.406	91-107	.850	106	3.4	74-1	46	45	1	40	503	16.2
Senior	21/21	147-334	.440	61-159	.384	86-94	.915	123	5.9	43-1	49	48	1	24	441	21.0
TOTALS	113/73	439-1058	.415	193-509	.379	242-277	.874	348	3.1	200-3	158	150	9	92	1,313	11.5

23 DALE JONES

Senior • Forward • 6-7 • 227
 Waterloo, Iowa • Waterloo West HS • Tyler JC (Texas)



2016-17 GAME-BY-GAME STATS

Opponent	Date	gs	min	Total		3-Pointers		Free throws		Rebounds				pf	a	t/o	blk	stl	pts	avg
				fg-fga	pct	3fg-fga	pct	ft-fa	pct	off	def	tot	avg							
SETON HALL	11/17/16	2		0-1	.000	0-0	.000	0-0	.000	0	1	1	1.0	1	1	1	0	0	0	0.0
MARYLAND	01/19/17	4		0-2	.000	0-2	.000	0-0	.000	0	2	2	1.5	0	0	0	0	0	0	0.0
at Illinois	01/25/17	0		0-0	.000	0-0	.000	0-0	.000	0	0	0	1.0	0	0	0	0	0	0	0.0
Totals		0	6	0-3	.000	0-2	.000	0-0	.000	0	3	3	1.0	1	1	1	0	0	0	0.0

SEASON / CAREER STATS

POINTS

SEASON: ---

CAREER: 16 vs. COPPIN STATE (11/15/15)

REBOUNDS

SEASON: 2 vs. MARYLAND (1/19/17)

CAREER: 7 vs. COPPIN STATE (11/15/15)

ASSISTS

SEASON: 1 vs. SETON HALL (11/17/16)

CAREER: 2 vs. COPPIN STATE (11/15/15)

BLOCKS

SEASON: ---

CAREER: 1, 2x, LAST vs. DAYTON (11/26/15)

STEALS

SEASON: ---

CAREER: 1 vs. DAYTON (11/26/15)

MINUTES

SEASON: 4 vs. MARYLAND (1/19/17)

CAREER: 22 vs. COPPIN STATE (11/15/15)

FIELD GOALS MADE

SEASON: ---

CAREER: 6 vs. COPPIN STATE (11/15/15)

FIELD GOALS ATTEMPTED

SEASON: 2 vs. MARYLAND (1/19/17)

CAREER: 9 vs. COPPIN STATE (11/15/15)

3-POINT FIELD GOALS MADE

SEASON: ---

CAREER: 4 vs. COPPIN STATE (11/15/15)

3-POINT FIELD GOALS ATTEMPTED

SEASON: 2 vs. MARYLAND (1/19/17)

CAREER: 6 vs. COPPIN STATE (11/15/15)

FREE THROWS MADE

SEASON: ---

CAREER: ---

FREE THROWS ATTEMPTED

SEASON: ---

CAREER: ---

- Suffered a fractured wrist first game played of the season against Seton Hall contest (Nov. 17)
- Returned to action against #25 Maryland (Jan. 19) after missing the last 16 games due to injury
- Had two shot attempts in four minutes of action versus #25 Maryland on Jan. 19
- Played two minutes in his season debut against Seton Hall, registering one assist
- Saw action in six games prior to suffering a season-ending knee injury in practice on Dec. 1, 2015
- Spent first three years of college at Tyler JC in Texas (medical redshirt in 2014)

PRODUCTION TRACKER

	Season	Career
Scored 10+ Points:	0	1
Scored 15+ Points:	0	1
Scored 20+ Points:	0	0
Had 5+ Assists:	0	0
Had 3+ Blocks:	0	0
Had 3+ Steals:	0	0
Made 3+ 3-Pointers:	0	1
Led Team in Scoring:	0	0
Led Team in Rebounding:	0	0
Led Team in Assists:	0	0
Led Team in Steals:	0	0
Led Team in Blocks:	0	0
Double-Double:	0	0



CAREER STATS

YEAR	G/GS	FG-A	PCT	3-PT	PCT	FT-A	PCT	RB	AVG	PF-FO	AS	TO	BK	ST	PTS	AVG
Junior	6/0	12-30	.400	9-20	.450	0-0	.000	18	3.0	11-0	3	4	2	1	33	5.5
Senior	3/0	0-2	.000	0-2	.000	0-0	.000	3	1.0	1-0	1	1	0	0	0	0.0
TOTALS	9/0	12-33	.364	9-22	.409	0-0	.000	21	2.3	12-0	4	5	2	1	33	3.7

15 RYAN KRIENER

Freshman • Forward • 6-9 • 247
Spirit Lake, Iowa • Spirit Lake HS



2016-17 GAME-BY-GAME STATS

Opponent	Date	gs	min	Total		3-Pointers		Free throws		Rebounds				pf	a	t/o	blk	stl	pts	avg
				fg-fga	pct	3fg-fga	pct	ft-fa	pct	off	def	tot	avg							
KENNESAW STATE	11/11/16	9	2-3	.667	0-1	.000	2-2	1.000	0	3	3	3.0	1	0	1	0	1	6	6.0	
SAVANNAH STATE	11/13/16	10	3-6	.500	0-0	.000	2-2	1.000	2	3	5	4.0	2	1	3	0	0	8	7.0	
UT RIO GRANDE VALLEY	11/20/16	13	1-2	.500	0-0	.000	1-3	.333	1	4	5	4.3	2	2	1	3	0	3	5.7	
vs Virginia	11/25/16	5	0-1	.000	0-1	.000	0-0	.000	0	0	0	3.3	0	0	0	0	0	0	4.3	
at Notre Dame	11/29/16	2	0-1	.000	0-0	.000	0-0	.000	0	0	0	2.6	2	0	1	0	1	0	3.4	
OMAHA	12/03/16	3	0-1	.000	0-0	.000	0-0	.000	1	1	2	2.5	0	0	0	0	0	0	2.8	
STETSON	12/05/16	6	1-1	1.000	0-0	.000	0-0	.000	1	2	3	2.6	1	0	0	1	0	2	2.7	
vs Northern Iowa	12/17/16	4	1-2	.500	0-0	.000	0-0	.000	1	1	2	2.5	1	0	0	0	0	2	2.6	
NORTH DAKOTA	12/20/16	2	1-1	1.000	0-0	.000	0-0	.000	0	0	0	2.2	0	0	0	0	1	2	2.6	
DELAWARE STATE	12/22/16	14	2-2	1.000	0-0	.000	1-3	.333	1	5	6	2.6	3	0	1	0	0	5	2.8	
at Purdue	12/28/16	8	1-2	.500	0-0	.000	0-0	.000	0	2	2	2.5	0	0	0	0	0	2	2.7	
PURDUE	01/12/17	8	3-4	.750	0-0	.000	0-0	.000	0	2	2	2.5	2	0	0	0	0	6	3.0	
at Northwestern	01/15/17	22	6-7	.857	1-2	.500	1-2	.500	2	0	2	2.5	1	0	1	0	0	14	3.8	
MARYLAND	01/19/17	15	2-6	.333	0-0	.000	0-0	.000	2	4	6	2.7	4	1	2	0	1	4	3.9	
at Illinois	01/25/17	11	2-6	.333	0-1	.000	0-0	.000	0	3	3	2.7	3	0	0	0	0	4	3.9	
OHIO STATE	01/28/17	21	6-7	.857	0-0	.000	2-2	1.000	2	5	7	3.0	3	2	0	1	0	14	4.5	
Totals		0	153	31-52	.596	1-5	.200	9-14	.643	13	35	48	3.0	25	6	10	5	4	72	4.5

SEASON / CAREER STATS

POINTS

SEASON: 14, 2X, LAST VS. OHIO STATE (1/28/17)

REBOUNDS

SEASON: 7 VS. OHIO STATE (1/28/17)

ASSISTS

SEASON: 2, 2X, LAST VS. OHIO STATE (1/28/17)

BLOCKS

SEASON: 3 VS. UTRGV (11/20/16)

STEALS

SEASON: 1, 2X, LAST AT NOTRE DAME (11/29/16)

MINUTES

SEASON: 22 AT NORTHWESTERN (1/15/17)

FIELD GOALS MADE

SEASON: 6, 2X, LAST VS. OHIO STATE (1/28/17)

FIELD GOALS ATTEMPTED

SEASON: 7, 2X, LAST VS. OHIO STATE (1/28/17)

3-POINT FIELD GOALS MADE

SEASON: 1 AT NORTHWESTERN (1/15/17)

3-POINT FIELD GOALS ATTEMPTED

SEASON: 2 AT NORTHWESTERN (1/15/17)

FREE THROWS MADE

SEASON: 2, 3X, LAST VS. OHIO STATE (1/28/17)

FREE THROWS ATTEMPTED

SEASON: 3, 2X, LAST VS. DEL. STATE (12/22/16)

- Scored a personal-best 14 points in two of Iowa's last four games (Northwestern, Ohio State)
- Tied a personal best with 14 points on 6-of-7 shooting from the field and 2-of-2 from the free throw line and had seven rebounds, two assists, and a block in win over Ohio State on Saturday in Iowa City
- Equaled a personal best with six rebounds in last game against #25 Maryland
- Posted personal bests in scoring (14), minutes (22) and 3-pointers made (1) in loss at Northwestern
- Played key role in win over #17/19 Purdue (6 points & 2 rebounds in 8 second-half minutes)
- Grabbed five or more rebounds three times (Savannah State, UT Rio Grande Valley, Delaware State)
- Posted a personal best with six rebounds and also netted five points in triumph over Delaware State
- Blocked a personal-best three shots in only 13 minutes of action versus UT Rio Grande Valley (Nov. 20)
- Posted six points, three rebounds, and one steal in season opening win over Kennsaw State (Nov. 11)
- Played on the same AAU squad as classmates Cordell Pemsil and Jordan Bohannon
- Amassed 1,320 points and 550 rebounds at Spirit Lake High School
- Father (basketball) and mother (cheerleader) both attended Mankato State University

PRODUCTION TRACKER

	Season	Career
Scored 10+ Points:	2	2
Scored 15+ Points:	0	0
Scored 20+ Points:	0	0
Had 5+ Assists:	0	0
Had 3+ Blocks:	1	1
Had 3+ Steals:	0	0
Made 3+ 3-Pointers:	0	0
Led Team in Scoring:	1	1
Led Team in Rebounding:	0	0
Led Team in Assists:	0	0
Led Team in Steals:	0	0
Led Team in Blocks:	1	1
Double-Double:	0	0



CAREER STATS

YEAR	G/GS	FG-A	PCT	3-PT	PCT	FT-A	PCT	RB	AVG	PF-FO	AS	TO	BK	ST	PTS	AVG
Fresh.	16/0	31-52	.596	1-5	.200	9-14	.643	48	3.0	25-0	6	10	5	4	72	4.5

4 ISAIAH MOSS

RS-Freshman • Guard • 6-5 • 205
Chicago, Illinois • Simeon HS



2016-17 GAME-BY-GAME STATS

Opponent	Date	gs	min	Total		3-Pointers		Free throws		Rebounds				pts	avg					
				fg-fga	pct	3fg-fga	pct	ft-fa	pct	off	def	tot	avg							
KENNESAW STATE	11/11/16	4	1-2	.500	0-0	.000	0-0	.000	0	0	0	0	0	1	0	1	1	0	2	2.0
SAVANNAH STATE	11/13/16	19	3-13	.231	3-9	.333	0-0	.000	0	1	1	0.5	3	1	1	2	1	9	5.5	
SETON HALL	11/17/16	2	0-1	.000	0-0	.000	0-0	.000	0	0	0	0.3	1	0	0	0	0	0	3.7	
UT RIO GRANDE VALLEY	11/20/16	18	5-7	.714	2-4	.500	2-2	1.000	0	2	2	0.8	1	1	2	0	0	14	6.3	
vs Virginia	11/25/16	12	0-3	.000	0-2	.000	0-0	.000	0	1	1	0.8	0	0	1	0	0	0	5.0	
vs Memphis	11/26/16	2	1-2	.500	0-1	.000	0-0	.000	0	0	0	0.7	0	0	0	0	0	2	4.5	
at Notre Dame	11/29/16	* 24	2-4	.500	1-2	.500	0-0	.000	0	2	2	0.9	2	5	0	1	0	5	4.6	
OMAHA	12/03/16	* 12	2-3	.667	1-2	.500	0-1	.000	0	1	1	0.9	5	0	2	1	0	5	4.6	
STETSON	12/05/16	* 32	8-13	.615	5-8	.625	0-0	.000	1	5	6	1.4	2	2	2	0	2	21	6.4	
IOWA STATE	12/08/16	* 31	6-11	.545	1-4	.250	1-2	.500	2	2	4	1.7	1	1	1	1	1	14	7.2	
vs Northern Iowa	12/17/16	* 15	2-6	.333	0-2	.000	3-3	1.000	0	1	1	1.6	3	1	0	0	0	7	7.2	
NORTH DAKOTA	12/20/16	* 26	3-6	.500	1-1	1.000	2-2	1.000	0	3	3	1.8	0	2	0	0	1	9	7.3	
DELAWARE STATE	12/22/16	* 16	3-5	.600	0-2	.000	4-5	.800	0	2	2	1.8	3	0	4	0	1	10	7.5	
at Purdue	12/28/16	* 18	0-4	.000	0-1	.000	0-0	.000	0	0	0	1.6	1	0	2	0	0	0	7.0	
MICHIGAN	01/01/17	* 20	3-4	.750	1-1	1.000	0-0	.000	0	3	3	1.7	1	0	0	0	0	7	7.0	
at Nebraska	01/05/17	* 37	7-15	.467	1-5	.200	2-2	1.000	1	3	4	1.9	3	1	2	1	0	17	7.6	
RUTGERS	01/08/17	* 18	3-4	.750	2-3	.667	0-0	.000	1	1	2	1.9	0	0	2	0	0	8	7.6	
PURDUE	01/12/17	* 16	1-4	.250	0-1	.000	0-0	.000	0	0	0	1.8	1	0	0	0	0	2	7.3	
at Northwestern	01/15/17	* 16	1-4	.250	0-0	.000	0-0	.000	0	0	0	1.7	1	1	3	0	0	2	7.1	
MARYLAND	01/19/17	* 15	3-8	.375	0-3	.000	2-2	1.000	0	1	1	1.7	0	0	0	0	1	8	7.1	
at Illinois	01/25/17	* 6	0-0	.000	0-0	.000	0-0	.000	0	0	0	1.6	0	0	1	0	0	0	6.8	
OHIO STATE	01/28/17	* 19	2-8	.250	0-1	.000	2-3	.667	0	2	2	1.6	3	0	1	0	0	6	6.7	
Totals		16	378	56-127	.441	18-52	.346	18-22	.818	5	30	35	1.6	32	15	25	7	7	148	6.7

SEASON / CAREER STATS

POINTS

SEASON: 21 vs. STETSON (12/5/16)

REBOUNDS

SEASON: 16 vs. STETSON (12/5/16)

ASSISTS

SEASON: 5 AT NOTRE DAME (11/29/16)

BLOCKS

SEASON: 2 vs. SAVANNAH STATE (11/13/16)

STEALS

SEASON: 2 vs. STETSON (12/5/16)

MINUTES

SEASON: 37 AT NEBRASKA (1/5/17)

FIELD GOALS MADE

SEASON: 8 vs. STETSON (12/5/16)

FIELD GOALS ATTEMPTED

SEASON: 15 AT NEBRASKA (1/5/17)

3-POINT FIELD GOALS MADE

SEASON: 5 vs. STETSON (12/5/16)

3-POINT FIELD GOALS ATTEMPTED

SEASON: 9 vs. SAVANNAH STATE (11/13/16)

FREE THROWS MADE

SEASON: 4 vs. DELAWARE STATE (12/22/16)

FREE THROWS ATTEMPTED

SEASON: 5 vs. DELAWARE (12/22/16)

- Started the last 16 games at guard
- Iowa is 4-1 this season when Moss scores in double figures, with the one loss coming in 2OT (Nebraska)
- Shot 50 percent or better from the field in 11-of-22 games
- Has missed only four free throws (18-of-22)
- Netted 15 of his 17 points in the first half at Nebraska (Jan. 5)
- Big Ten Freshman of the Week (Dec. 12)
- Averaged 17.5 points, 5 rebounds, 1.5 steals, and 1.5 assists in wins over Stetson and #25 Iowa State
- Netted 14 crucial points and grabbed four boards in Iowa's win over #25 Iowa State
- Posted personal bests in scoring (21), rebounds (6), steals (2), and minutes played (32) in Iowa's win over Stetson

PRODUCTION TRACKER

	Season	Career
Scored 10+ Points:	5	5
Scored 15+ Points:	2	2
Scored 20+ Points:	1	1
Had 5+ Assists:	1	1
Had 3+ Blocks:	0	0
Had 3+ Steals:	0	0
Made 3+ 3-Pointers:	0	0
Led Team in Scoring:	0	0
Led Team in Rebounding:	0	0
Led Team in Assists:	0	0
Led Team in Steals:	1	1
Led Team in Blocks:	3	3
Double-Double:	0	0



CAREER STATS

YEAR	G/GS	FG-A	PCT	3-PT	PCT	FT-A	PCT	RB	AVG	PF-FO	AS	TO	BK	ST	PTS	AVG
Fresh.	22/16	56-127	.441	18-52	.346	18-22	.818	35	1.6	32-1	15	25	7	7	148	6.7

35 CORDELL PEMSL

Freshman • Forward • 6-8 • 249
Dubuque, Iowa • Wahlert HS



2016-17 GAME-BY-GAME STATS

Opponent	Date	gs	min	Total		3-Pointers		Free throws		Rebounds				pf	a	t/o	blk	stl	pts	avg	
				fg-fga	pct	3fg-fga	pct	ft-fa	pct	off	def	tot	avg								
KENNESAW STATE	11/11/16		16	4-7	.571	0-0	.000	2-7	.286	3	3	6	6.0	2	0	0	2	1	10	10.0	
SAVANNAH STATE	11/13/16		18	7-7	1.000	0-0	.000	4-4	1.000	2	7	9	7.5	1	3	2	0	0	18	14.0	
SETON HALL	11/17/16		6	1-3	.333	0-1	.000	0-0	.000	1	4	5	6.7	1	0	2	0	0	2	10.0	
UT RIO GRANDE VALLEY	11/20/16		6	0-1	.000	0-0	.000	1-4	.250	1	0	1	5.3	1	0	1	0	0	1	7.8	
vs Virginia	11/25/16		17	0-0	.000	0-0	.000	1-3	.333	2	3	5	5.2	1	0	2	1	0	1	6.4	
vs Memphis	11/26/16		18	3-4	.750	0-0	.000	0-2	.000	0	4	4	5.0	0	0	1	2	0	6	6.3	
at Notre Dame	11/29/16	*	23	8-9	.889	0-0	.000	2-3	.667	0	2	2	4.6	4	3	1	0	1	18	8.0	
OMAHA	12/03/16	*	24	6-7	.857	0-0	.000	6-7	.857	1	3	4	4.5	4	2	4	1	1	18	9.3	
STETSON	12/05/16	*	22	9-11	.818	0-0	.000	3-5	.600	5	3	8	4.9	3	2	0	2	0	21	10.6	
IOWA STATE	12/08/16	*	28	4-7	.571	0-0	.000	3-5	.600	1	4	5	4.9	3	0	2	1	0	11	10.6	
vs Northern Iowa	12/17/16	*	18	4-4	1.000	0-0	.000	2-3	.667	0	5	5	4.9	3	0	1	0	1	10	10.5	
NORTH DAKOTA	12/20/16		24	4-7	.571	0-0	.000	1-8	.125	4	7	11	5.4	4	1	1	1	1	9	10.4	
DELAWARE STATE	12/22/16	*	20	2-3	.667	0-0	.000	4-5	.800	1	2	3	5.2	3	2	2	1	2	8	10.2	
at Purdue	12/28/16	*	16	4-8	.500	0-0	.000	2-2	1.000	3	1	4	5.1	4	1	3	0	0	10	10.2	
MICHIGAN	01/01/17	*	31	2-8	.250	0-0	.000	0-0	.000	3	5	8	5.3	2	3	1	2	3	4	9.8	
at Nebraska	01/05/17	*	34	3-6	.500	0-0	.000	4-6	.667	1	5	6	5.4	2	1	4	0	0	10	9.8	
RUTGERS	01/08/17	*	31	5-8	.625	0-0	.000	3-5	.600	0	2	2	5.2	3	1	2	3	0	13	10.0	
PURDUE	01/12/17	*	20	2-5	.400	0-0	.000	0-3	.000	3	5	8	5.3	3	1	1	1	0	4	9.7	
at Northwestern	01/15/17	*	13	0-2	.000	0-0	.000	2-4	.500	1	0	1	5.1	0	0	2	0	1	2	9.3	
MARYLAND	01/19/17	*	18	4-8	.500	0-0	.000	1-2	.500	1	3	4	5.1	3	0	2	2	1	9	9.3	
at Illinois	01/25/17	*	11	3-5	.600	0-0	.000	0-1	.000	3	1	4	5.0	3	0	0	0	0	6	9.1	
OHIO STATE	01/28/17		15	3-3	1.000	0-0	.000	0-0	.000	0	2	2	4.9	3	5	1	1	0	6	9.0	
Totals			14	429	78-123	.634	0-1	.000	41-79	.519	36	71	107	4.9	53	25	35	20	12	197	9.0

SEASON / CAREER STATS

POINTS

SEASON: 21 VS. STETSON (12/5/16)

REBOUNDS

SEASON: 11 VS. NORTH DAKOTA (12/20/16)

ASSISTS

SEASON: 5 VS. OHIO STATE (1/28/17)

BLOCKS

SEASON: 3 VS. RUTGERS (1/8/17)

STEALS

SEASON: 3 VS. MICHIGAN (1/1/17)

MINUTES

SEASON: 34 AT NEBRASKA (1/5/17)

FIELD GOALS MADE

SEASON: 9 VS. STETSON (12/5/16)

FIELD GOALS ATTEMPTED

SEASON: 11 VS. STETSON (12/5/16)

3-POINT FIELD GOALS MADE

SEASON: ---

3-POINT FIELD GOALS ATTEMPTED

SEASON: ---

FREE THROWS MADE

SEASON: 6 VS. OMAHA (12/3/16)

FREE THROWS ATTEMPTED

SEASON: 7, 2X, LAST VS. OMAHA (12/3/16)

- Scored in double figures 10 times, including eight times as a starter
- Ranks 18th nationally in field goal percentage (.634, 78-of-123) and is third on the team in scoring (9.0)
- Credited with a personal best five assists to go along with six points in win over Ohio State on Saturday night
- Blocked a personal-best three shots and scored 13 points in home win over Rutgers on Jan. 5
- Grabbed five or more rebounds 11 times, including a personal-best 11 vs. North Dakota on Dec. 20
- Posted personal bests in blocks (2) and steals (3), while snagging a team-best eight boards in win over Michigan
- Posted nine points and a team-best 11 rebounds in win over North Dakota on Dec. 20
- Netted a personal-best 21 points and equaled a career high with two blocks in Iowa's win over Stetson
- Netted 18 points on 6-of-7 shooting from both the field and free throw line against Omaha
- Tallied 18 points on 8-of-9 shooting from the field and 2-of-3 from the FT line at Notre Dame (Nov. 29)
- Made every shot in win over Savannah State (7-of-7 FG, 4-of-4 FT), while also grabbing a team-best 9 rebounds
- Played on the same AAU squad as classmates Ryan Kriener and Jordan Bohannon
- Member of two Iowa Class 3A team championships (2014, 2015) and was runner-up in 2016
- Ranks first at Wahlert HS with 1,611 career points, second in rebounding (878), and seventh in assists (184)

PRODUCTION TRACKER

	Season	Career
Scored 10+ Points:	8	8
Scored 15+ Points:	4	4
Scored 20+ Points:	1	1
Had 5+ Assists:	1	1
Had 3+ Blocks:	1	1
Had 3+ Steals:	0	0
Made 3+ 3-Pointers:	0	0
Led Team in Scoring:	2	2
Led Team in Rebounding:	4	4
Led Team in Assists:	0	0
Led Team in Steals:	2	2
Led Team in Blocks:	7	7
Double-Double:	0	0



CAREER STATS

YEAR	G/GS	FG-A	PCT	3-PT	PCT	FT-A	PCT	RB	AVG	PF-FO	AS	TO	BK	ST	PTS	AVG
Fresh.	22/14	78-123	.634	0-1	.000	41-79	.519	107	4.9	53-0	25	35	20	12	197	9.0

11 CHARLIE ROSE

Junior • Guard • 6-4 • 185
Elmhurst, Illinois • York Community



2016-17 GAME-BY-GAME STATS

Opponent	Date	gs	min	Total		3-Pointers		Free throws		Rebounds				pf	a	t/o	blk	stl	pts	avg
				fg-fga	pct	3fg-fga	pct	ft-fa	pct	off	def	tot	avg							
KENNESAW STATE	11/11/16	1	0-0	.000	0-0	.000	0-0	.000	0	1	1	1.0	2	0	1	0	0	0	0	0.0
SAVANNAH STATE	11/13/16	1	1-2	.500	0-0	.000	0-0	.000	0	0	0	0.5	0	0	0	0	0	0	2	1.0
UT RIO GRANDE VALLEY	11/20/16	2	0-0	.000	0-0	.000	0-0	.000	0	0	0	0.3	1	0	0	0	0	0	0	0.7
STETSON	12/05/16	2	0-1	.000	0-1	.000	0-0	.000	0	0	0	0.3	0	0	0	0	0	0	0	0.5
vs Northern Iowa	12/17/16	1	0-0	.000	0-0	.000	0-0	.000	0	0	0	0.2	0	0	0	0	0	0	0	0.4
DELAWARE STATE	12/22/16	1	0-0	.000	0-0	.000	0-0	.000	0	0	0	0.2	0	1	0	0	0	0	0	0.3
Totals		0	8	1-3	.333	0-1	.000	0-0	.000	0	1	1	0.2	3	1	1	0	0	2	0.3

SEASON / CAREER STATS

POINTS

SEASON: 2 VS. SAVANNAH STATE (11/13/16)
CAREER: 3 VS. NORTH DAKOTA ST (11/17/14)

REBOUNDS

SEASON: 1 VS. KENNESAW STATE (11/11/16)
CAREER: 1 VS. KENNESAW STATE (11/11/16)

ASSISTS

SEASON: 1 VS. DELAWARE STATE (12/22/16)
CAREER: 1, 2X, LAST VS. DEL. STATE (12/22/16)

BLOCKS

SEASON: ---
CAREER: ---

STEALS

SEASON: ---
CAREER: ---

MINUTES

SEASON: 2, 2X, LAST VS. STETSON (12/5/16)
CAREER: 3, 3X, LAST VS. RUTGERS (2/19/15)

FIELD GOALS MADE

SEASON: 1, 2X, LAST VS. SAVANNAH ST (11/13/16)
CAREER: 1, 2X, LAST VS. SAVANNAH ST (11/13/16)

FIELD GOALS ATTEMPTED

SEASON: 2 VS. SAVANNAH STATE (11/13/16)
CAREER: 2 VS. SAVANNAH STATE (11/13/16)

3-POINT FIELD GOALS MADE

SEASON: ---
CAREER: 1 VS. NORTH DAKOTA ST (11/17/14)

3-POINT FIELD GOALS ATTEMPTED

SEASON: ---
CAREER: 1 VS. NORTH DAKOTA ST (11/17/14)

FREE THROWS MADE

SEASON: ---
CAREER: ---


FREE THROWS ATTEMPTED

SEASON: ---
CAREER: ---

- Non-scholarship athlete
- Played in six games this season

PRODUCTION TRACKER

	Season	Career
Scored 10+ Points:	0	0
Scored 15+ Points:	0	0
Scored 20+ Points:	0	0
Had 5+ Assists:	0	0
Had 3+ Blocks:	0	0
Had 3+ Steals:	0	0
Made 3+ 3-Pointers:	0	0
Led Team in Scoring:	0	0
Led Team in Rebounding:	0	0
Led Team in Assists:	0	0
Led Team in Steals:	0	0
Led Team in Blocks:	0	0
Double-Double:	0	0



CAREER STATS

YEAR	G/GS	FG-A	PCT	3-PT	PCT	FT-A	PCT	RB	AVG	PF-FO	AS	TO	BK	ST	PTS	AVG
Fresh.	8/0	1-1	1.000	1-1	1.000	0-0	.000	0	0.0	0-0	1	1	0	0	3	0.4
Junior	6/0	1-3	.333	0-1	.000	0-0	.000	1	0.2	3-0	1	1	0	0	2	0.3
TOTALS	14/0	2-4	.500	1-2	.500	0-0	.000	1	0.1	3-0	2	2	0	0	5	0.4

25 DOM UHL

Junior • Forward • 6-9 • 217
Frankfurt, Germany • Point Pleasant Beach HS (NJ)



2016-17 GAME-BY-GAME STATS

Opponent	Date	gs	min	Total		3-Pointers		Free throws		Rebounds				pts	avg						
				fg-fga	pct	3fg-fga	pct	ft-fa	pct	off	def	tot	avg								
KENNESAW STATE	11/11/16	*	18	1-3	.333	0-2	.000	6-10	.600	3	2	5	5.0	1	0	2	0	1	8	8.0	
SAVANNAH STATE	11/13/16	*	13	1-4	.250	1-4	.250	0-0	.000	2	2	4	4.5	1	2	2	0	0	3	5.5	
SETON HALL	11/17/16	*	25	2-5	.400	1-2	.500	3-4	.750	3	7	10	6.3	4	0	2	0	0	8	6.3	
UT RIO GRANDE VALLEY	11/20/16	*	16	2-6	.333	1-2	.500	1-1	1.000	1	5	6	6.3	2	4	1	1	0	6	6.3	
vs Virginia	11/25/16	*	21	4-9	.444	1-4	.250	0-0	.000	1	4	5	6.0	1	0	5	0	0	9	6.8	
vs Memphis	11/26/16	*	26	2-5	.400	0-3	.000	2-2	1.000	0	4	4	5.7	1	1	2	0	0	6	6.7	
at Notre Dame	11/29/16		16	0-2	.000	0-1	.000	2-2	1.000	1	0	1	5.0	0	2	1	1	0	2	6.0	
OMAHA	12/03/16		10	1-3	.333	0-1	.000	0-0	.000	1	0	1	4.5	2	1	0	1	0	2	5.5	
STETSON	12/05/16		12	2-3	.667	0-0	.000	2-4	.500	1	1	2	4.2	1	1	0	0	1	6	5.6	
IOWA STATE	12/08/16		15	1-4	.250	1-1	1.000	0-0	.000	0	2	2	4.0	0	0	0	0	0	3	5.3	
vs Northern Iowa	12/17/16		20	1-5	.200	0-3	.000	0-1	.000	1	3	4	4.0	1	1	1	0	0	2	5.0	
NORTH DAKOTA	12/20/16	*	15	1-4	.250	0-1	.000	0-0	.000	3	1	4	4.0	2	3	2	0	0	2	4.8	
DELAWARE STATE	12/22/16		20	1-2	.500	0-0	.000	5-8	.625	1	6	7	4.2	2	1	2	0	0	7	4.9	
at Purdue	12/28/16		10	1-2	.500	0-0	.000	0-0	.000	0	2	2	4.1	0	1	1	0	1	2	4.7	
MICHIGAN	01/01/17		14	1-4	.250	0-1	.000	0-0	.000	0	2	2	3.9	0	1	1	0	1	2	4.5	
at Nebraska	01/05/17		6	1-1	1.000	0-0	.000	0-0	.000	1	2	3	3.9	0	0	0	0	0	2	4.4	
RUTGERS	01/08/17		23	2-4	.500	1-2	.500	5-8	.625	3	5	8	4.1	0	1	1	5	0	10	4.7	
PURDUE	01/12/17		15	1-3	.333	0-1	.000	0-0	.000	0	1	1	3.9	0	2	0	0	0	2	4.6	
at Illinois	01/25/17		21	1-3	.333	1-2	.500	0-0	.000	0	4	4	3.9	1	1	0	1	0	3	4.5	
OHIO STATE	01/28/17		21	1-3	.333	0-0	.000	4-6	.667	2	3	5	4.0	1	6	1	0	1	6	4.6	
Totals			7	337	27-75	.360	7-30	.233	30-46	.652	24	56	80	4.0	20	26	26	9	5	91	4.6

SEASON / CAREER STATS

POINTS

SEASON: 10 VS. RUTGERS (1/8/17)
CAREER: 18 VS. COPPIN STATE (11/15/15)

REBOUNDS

SEASON: 10 VS. SETON HALL (11/17/16)
CAREER: 10, 2X, LAST VS. SETON HALL (11/17/16)

ASSISTS

SEASON: 6 VS. OHIO STATE (1/28/17)
CAREER: 6 VS. OHIO STATE (1/28/17)

BLOCKS

SEASON: 5 VS. RUTGERS (1/8/17)
CAREER: 5 VS. RUTGERS (1/8/17)

STEALS

SEASON: 1, 5X, LAST VS. OHIO STATE (1/28/17)
CAREER: 3 AT MARQUETTE (11/19/15)

MINUTES

SEASON: 26 VS. MEMPHIS (11/26/16)
CAREER: 28 VS. DRAKE (12/19/15)

FIELD GOALS MADE

SEASON: 4 VS. VIRGINIA (11/25/16)
CAREER: 7 VS. COPPIN STATE (11/15/15)

FIELD GOALS ATTEMPTED

SEASON: 9 VS. VIRGINIA (11/25/16)
CAREER: 10, 2X, LAST VS. UMKC (12/5/15)

3-POINT FIELD GOALS MADE

SEASON: 1, 5X, LAST VS. RUTGERS (1/8/17)
CAREER: 3 VS. COPPIN STATE (11/15/15)

3-POINT FIELD GOALS ATTEMPTED

SEASON: 4, 2X, LAST VS. VIRGINIA (11/25/16)
CAREER: 5, 2X, LAST VS. COPPIN ST (11/15/15)

FREE THROWS MADE

SEASON: 6, 2X, LAST VS. KENN. ST. (11/11/16)
CAREER: 6, 2X, LAST VS. KENN. ST. (11/11/16)

FREE THROWS ATTEMPTED

SEASON: 10, 2X, LAST VS. KENN. ST. (11/11/16)
CAREER: 10, 2X, LAST VS. KENN. ST. (11/11/16)

- Totaled six points, seven rebounds and 30 minutes played in first three conference games combined; posted a season-high 10 points, blocked a personal-best five shots, and snagged eight rebounds in 23 minutes played in home win over Rutgers on Jan. 8
- Played his final two years of prep basketball in New Jersey
- Credited with a career-best six assists to go along with six points & five rebounds in win over OSU on Saturday
- Missed two games (Northwestern, Maryland) due to a thumb injury sustained in Purdue game (Jan. 12)
- Scored at least two points in every game played this season
- After missing five straight 3-point attempts (Dec. 17-Jan. 5), made his sixth triple of the year vs. Rutgers (Jan. 8)
- Scored seven points and snagged a team-best seven rebounds in win over Delaware State (Dec. 22); the seven points are the most in a game since netting nine against #6 Virginia on Nov. 26
- Averaged 7.5 points and 4.5 rebounds in two games at the Emerald Coast Classic vs. #6 Virginia and Memphis
- Posted eight points, five rebounds, and one steal in season opening win over Kennesaw State
- Matched a career high with 10 rebounds, while scoring eight points against Seton Hall

PRODUCTION TRACKER

	Season	Career
Scored 10+ Points:	1	9
Scored 15+ Points:	0	2
Scored 20+ Points:	0	0
Had 5+ Assists:	1	1
Had 3+ Blocks:	1	2
Had 3+ Steals:	0	1
Made 3+ 3-Pointers:	0	1
Led Team in Scoring:	0	1
Led Team in Rebounding:	1	5
Led Team in Assists:	0	0
Led Team in Steals:	0	5
Led Team in Blocks:	2	8
Double-Double:	0	1



CAREER STATS

YEAR	G/GS	FG-A	PCT	3-PT	PCT	FT-A	PCT	RB	AVG	PF-FO	AS	TO	BK	ST	PTS	AVG
Fresh.	33/0	26-72	.361	5-27	.185	11-21	.524	61	1.8	25-0	14	23	7	8	68	2.1
Soph.	33/1	69-166	.416	27-60	.450	34-58	.586	119	3.6	40-0	27	25	12	16	199	6.0
Junior	20/7	27-75	.360	7-30	.233	30-46	.652	80	4.0	20-0	26	26	9	5	91	4.6
TOTALS	86/8	122-313	.390	39-117	.333	75-125	.600	260	3.0	85-0	67	74	28	29	358	4.2

AHMAD WAGNER

Sophomore • Forward • 6-7 • 235
Yellow Springs, Ohio • Wayne HS



2016-17 GAME-BY-GAME STATS

Opponent	Date	gs	min	Total		3-Pointers		Free throws		Rebounds			pf	a	t/o	blk	stl	pts	avg		
				fg-fga	pct	3fg-fga	pct	ft-fa	pct	off	def	tot								avg	
KENNESAW STATE	11/11/16		24	4-4	1.000	0-0	.000	4-5	.800	0	5	5	5.0	2	4	2	4	2	12	0	
SAVANNAH STATE	11/13/16		16	1-4	.250	0-0	.000	2-4	.500	5	4	9	7.0	4	3	1	0	0	4	8.0	
SETON HALL	11/17/16		20	0-1	.000	0-0	.000	1-4	.250	1	1	2	5.3	3	0	1	0	0	1	5.7	
UT RIO GRANDE VALLEY	11/20/16		10	0-0	.000	0-0	.000	3-6	.500	0	3	3	4.8	1	0	1	0	1	3	5.0	
vs Virginia	11/25/16		18	1-3	.333	0-0	.000	0-0	.000	0	0	0	3.8	2	2	1	0	2	2	4.4	
vs Memphis	11/26/16		13	1-2	.500	0-0	.000	2-2	1.000	2	3	5	4.0	4	2	1	0	0	4	4.3	
at Notre Dame	11/29/16		6	0-2	.000	0-0	.000	0-0	.000	0	0	0	3.4	3	1	0	0	0	0	3.7	
OMAHA	12/03/16		24	1-7	.143	0-1	.000	2-4	.500	7	1	8	4.0	3	2	0	1	2	4	3.8	
STETSON	12/05/16	*	13	3-4	.750	0-0	.000	2-5	.400	1	5	6	4.2	2	1	0	2	0	8	4.2	
IOWA STATE	12/08/16	*	21	1-2	.500	0-0	.000	2-4	.500	2	3	5	4.3	3	2	2	0	0	4	4.2	
vs Northern Iowa	12/17/16	*	26	3-6	.500	0-0	.000	0-0	.000	2	2	4	4.3	3	2	3	0	1	6	4.4	
NORTH DAKOTA	12/20/16	*	21	3-6	.500	0-0	.000	2-4	.500	0	0	0	3.9	3	2	1	1	1	8	4.7	
DELAWARE STATE	12/22/16	*	22	5-5	1.000	0-0	.000	2-6	.333	1	3	4	3.9	2	3	1	2	2	12	5.2	
at Purdue	12/28/16	*	13	0-2	.000	0-0	.000	0-0	.000	0	1	1	3.7	0	0	0	1	1	0	4.9	
MICHIGAN	01/01/17		14	1-4	.250	0-0	.000	0-0	.000	2	1	3	3.7	1	0	1	0	1	2	4.7	
at Nebraska	01/05/17		8	1-3	.333	0-0	.000	0-0	.000	1	0	1	3.5	2	0	0	0	1	2	4.5	
RUTGERS	01/08/17		4	1-1	1.000	0-0	.000	0-0	.000	0	0	0	3.3	1	1	0	0	0	2	4.4	
PURDUE	01/12/17		9	2-3	.667	0-0	.000	0-0	.000	0	0	0	3.1	2	0	1	0	0	4	4.3	
at Northwestern	01/15/17		13	1-1	1.000	0-0	.000	0-2	.000	0	1	1	3.0	2	5	1	0	0	2	4.2	
MARYLAND	01/19/17		15	3-5	.600	0-0	.000	6-8	.750	5	1	6	3.2	2	2	0	0	1	12	4.6	
at Illinois	01/25/17		21	5-8	.625	0-0	.000	2-5	.400	3	2	5	3.2	4	3	0	1	1	12	5.0	
OHIO STATE	01/28/17	*	17	2-5	.400	0-1	.000	0-2	.000	4	2	6	3.4	1	1	1	0	0	4	4.9	
Totals			7	348	39-78	.500	0-2	.000	30-61	.492	36	38	74	3.4	50	36	18	12	16	108	4.9

SEASON / CAREER STATS

POINTS

SEASON: 12, 4X, LAST AT ILLINOIS (1/25/17)
CAREER: 12, 4X, LAST AT ILLINOIS (1/25/17)

REBOUNDS

SEASON: 9 vs. SAVANNAH STATE (11/13/16)
CAREER: 9, 2X, LAST vs. SAVANNAH ST (11/13/16)

ASSISTS

SEASON: 5 AT NORTHWESTERN (1/15/17)
CAREER: 5 AT NORTHWESTERN (1/15/17)

BLOCKS

SEASON: 4 vs. KENNESAW STATE (11/11/16)
CAREER: 4 vs. KENNESAW STATE (11/11/16)

STEALS

SEASON: 2, 4X, LAST vs. DEL. STATE (12/22/16)
CAREER: 3 vs. NORTHWESTERN (1/31/16)

MINUTES

SEASON: 26 vs. NORTHERN IOWA (12/17/16)
CAREER: 26 vs. NORTHERN IOWA (12/17/16)

FIELD GOALS MADE

SEASON: 5 vs. DELAWARE STATE (12/22/16)
CAREER: 5, 2X, LAST vs. DEL. STATE (12/22/16)

FIELD GOALS ATTEMPTED

SEASON: 7 vs. OMAHA (12/3/16)
CAREER: 7 vs. OMAHA (12/3/16)

3-POINT FIELD GOALS MADE

SEASON: ---
CAREER: ---

3-POINT FIELD GOALS ATTEMPTED

SEASON: ---
CAREER: 1, 2X, LAST vs. OMAHA (12/3/16)

FREE THROWS MADE

SEASON: 4 vs. KENNESAW STATE (11/11/16)
CAREER: 5 vs. UMKC (12/15/15)

FREE THROWS ATTEMPTED

SEASON: 6, 2X, LAST vs. DEL. STATE (12/22/16)
CAREER: 6, 3X, LAST vs. DEL. STATE (12/22/16)

- Started seven contests this year (6-1 record during that span)
- Scored a career high 12 points four times this season, including Iowa's last two games (Maryland & Illinois)
- Ranks third on the team in blocks (12), fourth in FT attempts (61) and steals (16), and fifth in assists (36)
- Dished out a team and career-best five assists in loss at Northwestern (Jan. 15)
- Made all five field goal attempts -- equaling a career high with 12 points -- and snagging four boards in victory over Delaware State (Dec. 22)
- Started his first career game against Stetson (Dec. 5), recording eight points, six rebounds and two blocks
- Started his second career game on Dec. 8 vs. #25 Iowa State recording 4 points, 5 rebounds, and 2 assists
- Equaled a season high with two steals and had eight rebounds against Omaha (Dec. 3)
- Posted career bests in scoring (12), assists (4), and blocked shots (4) in season opening win over Kennesaw State
- Grabbed a team-best nine rebounds in win over Savannah State
- High school basketball coach was Travis Trice, father of former Michigan State player Travis Trice (2011-14)

PRODUCTION TRACKER

	Season	Career
Scored 10+ Points:	4	5
Scored 15+ Points:	0	0
Scored 20+ Points:	0	0
Had 5+ Assists:	1	1
Had 3+ Blocks:	1	1
Had 3+ Steals:	0	1
Made 3+ 3-Pointers:	0	0
Led Team in Scoring:	0	0
Led Team in Rebounding:	1	1
Led Team in Assists:	2	2
Led Team in Steals:	4	4
Led Team in Blocks:	4	4
Double-Double:	0	0



CAREER STATS

YEAR	G/GS	FG-A	PCT	3-PT	PCT	FT-A	PCT	RB	AVG	PF-FO	AS	TO	BK	ST	PTS	AVG
Fresh.	32/0	32-47	.681	0-1	.000	19-37	.514	84	2.6	49-2	6	11	13	9	83	2.6
Soph.	22/7	39-78	.500	0-1	.000	30-61	.492	74	3.4	50-0	36	18	12	16	108	4.9
TOTALS	54/7	71-125	.568	0-2	.000	49-98	.500	158	2.9	99-2	42	29	25	25	191	3.5

10 CHRISTIAN WILLIAMS

Sophomore • Guard • 6-5 • 200
Decatur, Illinois • St. Teresa HS



2016-17 GAME-BY-GAME STATS

Opponent	Date	gs	min	Total		3-Pointers		Free throws		Rebounds			pf	a	t/o	blk	stl	pts	avg		
				fg-fga	pct	3fg-fga	pct	ft-fa	pct	off	def	tot								avg	
KENNESAW STATE	11/11/16	*	19	2-4	.500	0-1	.000	0-0	.000	0	1	1	1.0	0	5	2	1	2	4	4.0	
SAVANNAH STATE	11/13/16	*	19	0-1	.000	0-0	.000	1-2	.500	0	4	4	2.5	1	4	0	0	1	1	2.5	
SETON HALL	11/17/16	*	24	2-6	.333	2-2	1.000	0-0	.000	1	4	5	3.3	3	4	3	0	2	6	3.7	
UT RIO GRANDE VALLEY	11/20/16	*	16	0-2	.000	0-1	.000	0-0	.000	1	1	2	3.0	0	4	1	0	1	0	2.8	
vs Virginia	11/25/16	*	22	0-2	.000	0-0	.000	0-0	.000	0	1	1	2.6	4	1	0	0	0	0	2.2	
vs Memphis	11/26/16	*	16	1-5	.200	0-1	.000	0-0	.000	0	0	0	2.2	1	3	2	0	2	2	2.2	
at Notre Dame	11/29/16		15	1-2	.500	0-0	.000	0-0	.000	1	2	3	2.3	2	2	0	0	0	2	2.1	
OMAHA	12/03/16		7	0-1	.000	0-1	.000	0-0	.000	0	2	2	2.3	0	1	0	0	0	0	1.9	
STETSON	12/05/16		19	3-6	.500	0-1	.000	0-0	.000	1	5	6	2.7	1	1	1	0	0	6	2.3	
IOWA STATE	12/08/16		11	0-1	.000	0-1	.000	2-2	1.000	0	1	1	2.5	0	2	1	0	0	2	2.3	
vs Northern Iowa	12/17/16		13	1-2	.500	0-0	.000	0-0	.000	0	1	1	2.4	1	1	0	0	0	2	2.3	
NORTH DAKOTA	12/20/16		6	0-1	.000	0-0	.000	0-0	.000	0	0	0	2.2	0	0	0	0	0	0	2.1	
DELAWARE STATE	12/22/16		24	4-6	.667	0-1	.000	1-2	.500	0	0	0	2.0	1	2	2	0	3	9	2.6	
at Purdue	12/28/16		17	0-5	.000	0-0	.000	2-2	1.000	1	1	2	2.0	0	3	2	0	1	2	2.6	
MICHIGAN	01/01/17		8	0-1	.000	0-0	.000	0-0	.000	0	2	2	2.0	1	1	1	0	0	0	2.4	
at Nebraska	01/05/17		7	0-3	.000	0-1	.000	0-0	.000	0	0	0	1.9	2	1	0	0	0	0	2.3	
RUTGERS	01/08/17		11	0-2	.000	0-0	.000	0-0	.000	1	1	2	1.9	1	1	3	0	3	0	2.1	
PURDUE	01/12/17		4	2-2	1.000	0-0	.000	0-0	.000	0	0	0	1.8	0	0	0	0	0	4	2.2	
at Northwestern	01/15/17		18	2-5	.400	0-0	.000	1-3	.333	2	1	3	1.8	1	1	0	0	2	5	2.4	
MARYLAND	01/19/17		2	0-0	.000	0-0	.000	0-0	.000	0	0	0	1.8	0	0	0	0	0	0	2.3	
at Illinois	01/25/17		16	3-7	.429	0-1	.000	1-5	.200	1	2	3	1.8	1	1	1	0	1	7	2.5	
OHIO STATE	01/28/17		11	0-1	.000	0-0	.000	1-2	.500	0	1	1	1.8	1	0	1	0	1	1	2.4	
Totals			6	305	21-65	.323	2-11	.182	9-18	.500	9	30	39	1.8	21	38	23	1	19	53	2.4

SEASON / CAREER STATS

POINTS

SEASON: 9 VS. DELAWARE STATE (12/22/16)
CAREER: 9 VS. DELAWARE STATE (12/22/16)

REBOUNDS

SEASON: 6 VS. STETSON (12/5/16)
CAREER: 6 VS. SAVANNAH STATE (11/13/16)

ASSISTS

SEASON: 5 VS. KENNESAW STATE (11/11/16)
CAREER: 5 VS. KENNESAW STATE (11/11/16)

BLOCKS

SEASON: 1 VS. KENNESAW STATE (11/11/16)
CAREER: 1 VS. KENNESAW STATE (11/11/16)

STEALS

SEASON: 3, 2X, LAST VS. RUTGERS (1/8/17)
CAREER: 3, 2X, LAST VS. RUTGERS (1/8/17)

MINUTES

SEASON: 24, 2X, LAST VS. DEL. STATE (12/22/16)
CAREER: 24, 2X, LAST VS. DEL. STATE (12/22/16)

FIELD GOALS MADE

SEASON: 4 VS. DELAWARE STATE (12/22/16)
CAREER: 4 VS. DELAWARE STATE (12/22/16)

FIELD GOALS ATTEMPTED

SEASON: 6, 2X, LAST VS. DEL. STATE (12/22/16)
CAREER: 6, 3X, LAST VS. DEL. STATE (12/22/16)

3-POINT FIELD GOALS MADE

SEASON: 2 VS. SETON HALL (11/17/16)
CAREER: 2 VS. SETON HALL (11/17/16)

3-POINT FIELD GOALS ATTEMPTED

SEASON: 2 VS. SETON HALL (11/17/16)
CAREER: 2 VS. SETON HALL (11/17/16)

FREE THROWS MADE

SEASON: 2, 2X, LAST AT PURDUE, 12/28/16
CAREER: 4 VS. INDIANA (3/1/16)

FREE THROWS ATTEMPTED

SEASON: 2, 4X, LAST AT PURDUE (12/28/16)
CAREER: 5 VS. INDIANA (3/1/16)

- Scored two field goals in two of Iowa's last four games off the bench (vs. Purdue and at Northwestern)
- His 38 assists and 19 steals rank third on the team
- Led team in steals five times and assists twice this year
- Dished out four or more assists four times this year
- Scored four points in a 28-second span in the first half win home win over #17/19 Purdue on Jan. 12; the two field goals were his first made baskets since sinking four against Delaware State on Dec. 22
- Equaled a personal best with three steals in win over Rutgers (Jan. 8)
- Posted career bests in scoring (9) and steals (3) in victory over Delaware State (Dec. 22)
- Grabbed a season-best six rebounds while also scoring six points in Iowa's win over Stetson (Dec. 5)
- Led team in assists (5) and steals (2) in season opening win over Kennesaw State
- After going 1-of-4 from 3-point range his entire freshman season, drained both 3-point attempts vs. Seton Hall
- Scored six points, while equaling a career best with two steals against Seton Hall

PRODUCTION TRACKER

	Season	Career
Scored 10+ Points:	0	0
Scored 15+ Points:	0	0
Scored 20+ Points:	0	0
Had 5+ Assists:	1	1
Had 3+ Blocks:	0	0
Had 3+ Steals:	1	1
Made 3+ 3-Pointers:	0	0
Led Team in Scoring:	0	0
Led Team in Rebounding:	0	0
Led Team in Assists:	2	2
Led Team in Steals:	6	7
Led Team in Blocks:	0	0
Double-Double:	0	0



CAREER STATS

YEAR	G/GS	FG-A	PCT	3-PT	PCT	FT-A	PCT	RB	AVG	PF-FO	AS	TO	BK	ST	PTS	AVG
Fresh.	20/0	8-28	.321	2-6	.333	7-9	.778	17	0.9	6-0	6	6	0	4	27	1.4
Soph.	22/6	21-65	.323	2-11	.182	9-18	.500	39	1.8	21-0	38	23	1	19	53	2.4
TOTALS	42/6	30-93	.323	4-17	.235	16-27	.593	56	1.3	27-0	44	29	1	23	80	1.9



GAME-BY-GAME RESULTS

Overall: 12-10 Big Ten: 4-5 Home: 11-3 Away: 0-5 Neutral: 1-2

Date	Opponent	Result	Attend.	Top Scorer	Top Rebounder
Nov. 11	Kennesaw State	W, 91-74	13,007	Peter Jok, 27	Tyler Cook, 10
Nov. 13	Savannah State	W, 116-84	11,371	Brady Ellingson, 23	Wagner/Pemsl, 9
Nov. 17	Seton Hall	L, 83-91	10,391	Peter Jok, 30	Peter Jok, 11
Nov. 20	UT Rio Grande Valley	W, 95-67	11,596	Peter Jok, 27	Nicholas Baer, 7
^ Nov. 25	vs. #6/7 Virginia	L, 41-74	2,196	Peter Jok, 13	Cook/Baer, 6
^ Nov. 26	vs. Memphis	L, 92-100	2,196	Peter Jok, 42	Tyler Cook, 7
Nov. 29	at Notre Dame	L, 78-92	7,660	Jordan Bohannon, 23	Nicholas Baer, 12
Dec. 3	Omaha	L, 89-98	11,618	Peter Jok, 33	Peter Jok, 10
Dec. 5	Stetson	W, 95-68	9,839	Moss/Pemsl, 21	Pemsl, Jok, 8
+ Dec. 8	#25/25 Iowa State	W, 78-64	13,956	Peter Jok, 23	Peter Jok, 9
# Dec. 17	vs. Northern Iowa	W, 69-46	15,028	Peter Jok, 21	Nicholas Baer, 11
Dec. 20	North Dakota	W, 84-73	11,099	Bohannon/Jok, 18	Cordell Pemsl, 11
Dec. 22	Delaware State	W, 89-57	11,886	Peter Jok, 17	Dailey/Uhl, 7
* Dec. 28	at #15/15 Purdue	L, 67-89	14,804	Peter Jok, 13	Nicholas Baer, 7
* Jan. 1	vs. Michigan	W, 86-83 (OT)	13,988	Peter Jok, 25	Cook/Pemsl, 8
* Jan. 5	at Nebraska	L, 90-93 (2OT)	14,939	Peter Jok, 34	Nicholas Baer, 11
* Jan. 8	Rutgers	W, 68-62	11,347	Peter Jok, 18	Peter Jok, 11
* Jan. 12	#17/19 Purdue	W, 83-78	10,752	Peter Jok, 29	Nicholas Baer, 10
* Jan. 15	at Northwestern	L, 54-89	7,732	Kriener/Cook, 14	Tyler Cook, 5
* Jan. 19	#25/25 Maryland	L, 76-84	11,040	Peter Jok, 14	Tyler Cook, 7
* Jan. 25	at Illinois	L, 64-76	11,787	Baer/Wagner, 12	Nicholas Baer, 7
* Jan. 28	Ohio State	W, 85-72	15,138	Brady Ellingson, 17	Nicholas Baer, 8

^ - Emerald Coast Classic -- Niceville, Florida

\$ - ACC/Big Ten Challenge

+ - Iowa Corn Cy-Hawk Series

- The Hy-Vee Classic -- Des Moines, Iowa

* - Big Ten Conference Game

% - Big Ten Tournament -- Washington D.C.

Attendance Summary	Games	Totals	Average
Home	14	167,028	11,930
Away	5	56,922	11,384
Neutral	3	19,420	6,473
Totals	22	243,370	9,929



GAME-BY-GAME STATISTICS

Team	Score	FG-A	PCT	3-PT. FG	PCT	FT-A	PCT	REB	PF	AS	TO	BS	ST
at Iowa	91	30-60	.500	7-22	.318	24-34	.706	39	21	17	17	8	9
Kennesaw State	74	30-70	.429	8-15	.533	6-15	.400	41	25	19	21	1	9
at Iowa	116	42-87	.483	18-43	.419	14-20	.700	52	20	33	15	5	6
Savannah State	84	30-68	.441	11-28	.393	13-24	.542	40	20	21	20	4	12
at Iowa	83	28-61	.459	8-21	.381	19-32	.594	46	24	16	17	2	9
Seton Hall	91	33-65	.508	8-17	.471	17-31	.548	38	24	11	12	2	10
at Iowa	95	32-63	.508	11-29	.379	20-30	.667	38	12	22	16	4	10
UT Rio Grande Valley	67	23-67	.343	9-27	.333	12-14	.857	42	23	13	26	2	5
Iowa	41	15-48	.313	6-23	.261	5-10	.500	34	17	8	18	2	3
vs. #6/7 Virginia	74	29-60	.483	8-17	.471	8-13	.615	36	13	18	5	5	9
Iowa	92	30-55	.545	11-23	.478	21-24	.875	32	17	16	18	4	6
vs. Memphis	100	40-72	.556	7-18	.389	13-20	.650	31	19	17	7	1	9
Iowa	78	27-71	.380	12-35	.343	12-16	.750	32	23	22	6	2	8
at Notre Dame	92	26-55	.473	10-23	.435	30-33	.909	45	17	11	14	6	4
at Iowa	89	27-67	.403	14-34	.412	21-27	.778	39	25	17	15	8	4
Omaha	98	34-71	.479	9-25	.360	21-27	.778	47	22	18	12	2	6
at Iowa	95	36-73	.493	6-23	.261	17-28	.607	52	15	21	5	5	5
Stetson	68	25-72	.347	8-33	.242	10-16	.625	43	23	16	10	3	3
at Iowa	78	26-55	.473	9-22	.409	17-24	.708	42	15	13	13	3	5
#25/25 Iowa State	64	25-70	.357	8-30	.267	6-9	.667	39	25	9	11	1	7
Iowa	69	28-58	.483	6-20	.300	7-9	.778	43	17	14	13	2	4
vs. Northern Iowa	46	15-56	.268	6-26	.231	10-14	.714	21	12	9	11	1	5
at Iowa	84	28-60	.467	5-12	.417	23-34	.676	41	18	17	10	4	8
North Dakota	73	27-65	.415	7-21	.333	12-14	.857	37	24	18	16	1	7
at Iowa	89	29-51	.569	8-20	.400	23-35	.657	39	20	17	17	4	12
Delaware State	57	16-66	.242	6-24	.250	19-26	.731	40	22	9	18	0	7
Iowa	67	25-67	.373	4-17	.235	13-13	1.000	35	14	16	14	1	9
at #15/15 Purdue	87	34-67	.507	12-29	.414	9-10	.900	37	13	27	14	6	7
at Iowa	86	33-69	.478	11-19	.579	9-15	.600	42	13	15	9	3	6
Michigan (OT)	83	34-74	.459	12-35	.343	3-5	.600	39	16	21	8	2	7
Iowa	90	34-77	.442	9-29	.310	13-17	.765	51	23	11	19	8	4
at Nebraska (2OT)	93	32-70	.457	10-23	.435	19-35	.543	42	18	18	14	7	14
at Iowa	68	23-53	.434	6-20	.300	16-23	.696	36	12	16	18	9	10
Rutgers	62	28-73	.384	4-15	.267	2-4	.500	44	22	13	17	3	10
at Iowa	83	34-60	.567	6-14	.429	9-18	.500	35	18	22	10	3	5
#17/19 Purdue	78	23-53	.434	11-28	.393	21-25	.840	28	16	18	11	1	5
Iowa	54	18-51	.353	4-17	.235	14-22	.636	24	13	12	14	0	6
at Northwestern	89	37-62	.597	11-24	.458	4-9	.444	39	18	29	12	4	10
at Iowa	76	25-70	.357	7-28	.250	19-25	.760	40	16	16	16	4	14
#25/25 Maryland	84	30-53	.566	11-23	.478	13-18	.722	37	21	23	21	4	14
Iowa	64	26-65	.400	5-23	.217	7-16	.438	36	19	14	13	4	3
at Illinois	76	26-58	.448	9-19	.474	15-19	.789	38	19	18	12	2	8
at Iowa	85	32-64	.500	10-23	.435	11-20	.550	41	15	21	9	5	5
Ohio State	72	27-63	.429	7-22	.318	11-17	.647	36	19	19	12	0	4



SEASON & CAREER BESTS/THE LAST TIME...

Season Bests

Player	Points	3-Pointers	Rebounds	Assists	Blocks	Steals
Nicholas Baer	11, Northern Iowa	3, twice	12, Notre Dame	6, Savannah State	6, Nebraska	3, five times
Jordan Bohannon	23, Notre Dame	7, Notre Dame	5, twice	9, Purdue	1, Nebraska	4, Maryland
Tyler Cook	24, Seton Hall	1, twice	10, Kennesaw State	2, four times	2, Memphis	2, two times
Maishe Dailey	8, Delaware State	2, twice	7, Delaware State	2, Delaware State	1, Savannah State	2, Savannah State
Brady Ellingson	23, Savannah State	5, Ohio State	4, Ohio State, '17	3, Ohio State	---	1, six times
Peter Jok	42, Memphis	8, Memphis	11, twice	8, Purdue	1, Purdue	4, Maryland
Dale Jones	---	---	2, Maryland	1, Seton Hall	---	---
Ryan Kriener	14, twice	1, Northwestern	7, Ohio State	2, twice	3, UTRGV	1, four times
Isaiah Moss	21, Stetson	5, Stetson	6, Stetson	5, Notre Dame	2, Savannah State	2, Stetson
Cordell Pemsil	21, Stetson	---	11, North Dakota	5, Ohio State	3, Rutgers	3, Michigan
Charlie Rose	---	---	1, Kennesaw State	1, Delaware State	---	---
Dom Uhl	9, Virginia	1, seven times	10, Seton Hall	6, Ohio State	5, Rutgers	1, five times
Ahmad Wagner	12, four times	---	9, Savannah State	5, Northwestern	4, Kennesaw State	3, Rutgers
Christian Williams	9, Delaware State	2, Seton Hall	6, Stetson	5, Kennesaw State	1, Kennesaw State	3, twice

Career Bests

Player	Points	3-Pointers	Rebounds	Assists	Blocks	Steals
Nicholas Baer	19, Tenn. Tech, '15	4, UMKC, '15	12, Notre Dame '16	6, Savannah St, '16	6, twice	3, five times
Jordan Bohannon	23, Notre Dame	7, Notre Dame '16	5, twice	9, Purdue, '17	1, Nebraska '17	4, Maryland, '17
Tyler Cook	24, Seton Hall, '16	1, twice	10, KSU, '16	2, four times	2, Memphis, '16	2, two times
Maishe Dailey	8, Delaware St, '16	2, twice	7, Delaware St, '16	1, twice	1, Savannah St, '16	2, Savannah St, '16
Brady Ellingson	23, Savannah St, '16	5, Ohio State, '17	4, Ohio State, '17	3, Ohio State, '17	---	1, twelve times
Peter Jok	42, Memphis, '16	8, Memphis, '16	11, Seton Hall, '16	8, Purdue, '17	1, eight times	4, twice
Dale Jones	16, Coppin St, '15	4, Coppin St, '15	7, Coppin St, '15	2, Coppin St, '15	1, twice	1, Dayton, '15
Ryan Kriener	14, twice	1, NU, '17	7, Ohio State	2, twice	3, UTRGV, '16	1, four times
Isaiah Moss	21, Stetson, '16	5, Stetson, '16	6, Stetson, '16	5, Notre Dame	2, Savannah St, '16	2, Stetson, '16
Cordell Pemsil	21, Stetson, '16	---	11, North Dakota, '16	5, Ohio State, '17	3, Rutgers, '17	3, Michigan
Charlie Rose	3, NDSU, '14	1, NDSU, '14	1, KSU, '16	1, twice	---	---
Dom Uhl	18, Coppin St, '15	3, Coppin St, '15	10, twice	6, Ohio State, '17	5, Rutgers, '17	3, Marquette, '15
Ahmad Wagner	12, four times	---	9, twice	5, Northwestern, '17	4, KSU, '16	3, Northwestern, '16
Christian Williams	8, Indiana, '16	2, Seton Hall, '16	6, Stetson, '16	5, KSU, '16	1, KSU, '16	3, twice

The Last Time a Player . . .

Had 30 or more points

Iowa -- 34, Peter Jok vs. Nebraska, 1/5/17
Opponent -- 34, Glynn Watson, Jr., Nebraska, 1/5/17

Made at least 90% of his FGA (10 att.)

Iowa -- .900 (9-10), Aaron White vs. Md. Eastern Shore, 11/14/13
Opponent -- .900 (9-10), E.J. Singler, Oregon, 3/18/12

Made 100% of his FTA (10 att.)

Iowa -- 1.000 (10-10), Peter Jok vs. North Dakota, 12/20/16
Opponent -- 1.000 (12-12), Bonzie Colson, Notre Dame, 11/29/16

Had 15 or more rebounds

Iowa -- 18, Adam Woodbury vs. Wisconsin, 2/24/16
Opponent -- 17, Bonzie Colson, Notre Dame 11/29/16

Had 10 or more assists

Iowa -- 11, Mike Gesell vs. Michigan, 3/5/16
Opponent -- 11, Tra-Deon Hollins, Omaha, 12/3/16

Had 5 or more blocks

Iowa -- 5, Dom Uhl vs. Rutgers, 1/8/17
Opponent -- 5, Alex Olah, Northwestern, 2/15/15

Had 5 or more steals

Iowa -- 5, Mike Gesell at Penn State, 2/28/15
Opponent -- 6, Justin Jackson, Maryland, 1/19/17

The Last Time a Team . . .

Scored 100 or more points

Iowa -- 116 vs. Savannah State, 11/13/16
Opponent -- 100 by Memphis, 11/26/16

Scored 40 or fewer points

Iowa -- 40 at Wisconsin, 3/3/10
Opponent -- 39 by UNC Wilmington, 11/8/13

Won an overtime game

Iowa -- 86-83 (OT) vs. Michigan, 1/1/17
Opponent -- 93-90 (2OT) by Nebraska, 1/5/17

Made at least 60% of its FGA (20 att.)

Iowa -- .643 (27-42) vs Maryland, 2/8/15
Opponent -- .615 (32-52) by Gonzaga, 3/22/15

Made at least 50% of its 3-pt. FGA (8 att.)

Iowa -- .579 (11-19) vs. Michigan, 1/1/17
Opponent -- .533 (8-15) by Kennesaw State, 11/11/16

Made at least 90% of its FTA (10 att.)

Iowa -- 1.000 (13-13) at Purdue, 12/28/16
Opponents -- .939 (15-16) by Illinois, 2/25/15



SEASON HIGHS & LOWS/SPECIALITY STATS

CATEGORY	IOWA		OPPONENTS	
<u>Points</u>	High	116 Savannah State	100	Memphis
	Low	41 Virginia	46	Northern Iowa
<u>FG Made</u>	High	42 Savannah State	40	Memphis
	Low	15 Virginia	15	Northern Iowa
<u>FG Att.</u>	High	87 Savannah State	74	Michigan
	Low	48 Virginia	53	2x, last by Maryland
<u>FG%</u>	High	.569 Delaware State	.597	Northwestern
	Low	.313 Virginia	.242	Delaware State
<u>3FG Made</u>	High	18 Savannah State	12	2x, last by Michigan
	Low	4 2x, last vs. Northwestern	4	Rutgers
<u>3FG Att.</u>	High	43 Savannah State	35	Michigan
	Low	12 North Dakota	15	2x, last by Rutgers
<u>3FG%</u>	High	.579 Michigan	.533	Kennesaw State
	Low	.235 2x, last vs. Northwestern	.231	Northern Iowa
<u>FTM</u>	High	24 Kennesaw State	30	Notre Dame
	Low	5 Virginia	2	Rutgers
<u>FTA</u>	High	35 Delaware State	35	Nebraska
	Low	9 Northern Iowa	4	Rutgers
<u>FT% (min. 10)</u>	High	1.000 Purdue	.909	Notre Dame
	Low	.438 Illinois	.400	Kennesaw State
<u>Off. Reb.</u>	High	20 Maryland	19	2x, last by Rutgers
	Low	5 Delaware State	6	2x, last by Maryland
<u>Def. Reb.</u>	High	37 Stetson	31	Maryland
	Low	22 2x, last vs. Omaha	18	Memphis
<u>Total Reb.</u>	High	52 2x, last vs. Stetson	47	Omaha
	Low	24 Northwestern	28	Purdue
<u>Assists</u>	High	33 Savannah State	29	Northwestern
	Low	8 Virginia	9	3x, last by Delaware State
<u>Steals</u>	High	14 Maryland	14	2x, last by Maryland
	Low	3 2x, last vs. Illinois	3	Stetson
<u>Blocks</u>	High	9 Rutgers	7	Nebraska
	Low	0 Northwestern	0	Ohio State
<u>Turnovers</u>	High	19 Nebraska	26	UT Rio Grande Valley
	Low	5 Stetson	5	Virginia
<u>Fouls</u>	High	25 Omaha	25	2x, last by Iowa State
	Low	12 2x, last vs. Rutgers	12	Northern Iowa

GAME-BY-GAME SPECIALTY STATS

Date	Opponent	Pts. Off	Pts. in	2nd	Bench
		TO's	Paint	Chance	Points
		IA-Opp.	IA-Opp.	IA-Opp.	IA-Opp.
11/11	Kennesaw State	27-11	34-30	14-14	36-20
11/13	Savannah State	29-16	44-38	23-8	76-42
11/17	Seton Hall	15-21	24-50	9-10	9-28
11/20	UTRGV	41-9	32-24	7-16	39-22
11/25	vs. #6/7 Virginia	3-19	12-32	7-18	9-31
11/26	vs. Memphis	11-21	32-54	11-20	20-16
11/29	at Notre Dame	19-7	22-24	5-12	9-12
12/3	Omaha	14-14	26-40	13-20	9-37
12/5	Stetson	8-5	50-20	23-9	28-35
12/8	#25/25 Iowa State	9-5	28-24	3-11	18-19
12/17	vs. Northern Iowa	8-5	34-14	11-1	19-16
12/20	North Dakota	20-16	30-38	10-10	29-9
12/22	Delaware State	33-12	38-16	4-13	21-0
12/28	at #15/15 Purdue	20-7	38-40	5-2	38-21
1/1	Michigan	8-11	36-36	13-15	18-22
1/5	at Nebraska	20-26	38-36	27-5	9-14
1/8	Rutgers	15-19	26-40	7-13	17-15
1/12	#17/19 Purdue	12-5	40-20	12-9	20-25
1/15	at Northwestern	6-16	18-42	5-9	26-16
1/19	#25/25 Maryland	30-19	32-36	19-7	8-7
1/25	at Illinois	10-9	38-18	13-6	40-31
1/28	Ohio State	18-6	34-38	17-6	44-20
AVG.		17.0	32.0	11.7	24.8

IOWA AND OPPONENT INDIVIDUAL HIGH PERFORMANCES

CATEGORY	IOWA	OPPONENTS
<u>Points</u>	42	Peter Jok vs. Memphis 35
<u>Field Goals Made</u>	12 (12-24)	Peter Jok at Nebraska 15
<u>Field Goals Attempted</u>	24 (12-24)	Peter Jok at Nebraska 22
<u>Field Goal Percentage (min. 5 made)</u>	1.000 (7-7)	Cordell Pemsil vs. Savannah State .818 (9-11)
<u>3-Point Field Goals Made</u>	8 (8-11)	Peter Jok vs. Memphis 7
<u>3-Point Field Goals Attempted</u>	15 (7-15)	Jordan Bohannon vs. Notre Dame 12 (5-12)
<u>3-Point Field Goals Pct. (min. 4 made)</u>	.727 (8-11)	Peter Jok vs. Memphis .875 (7-8)
<u>Free Throws Made</u>	12 (12-12)	2x, last by Peter Jok vs. Omaha 12
<u>Free Throws Attempted</u>	12	3x, last by Peter Jok vs. Omaha 12
<u>Free Throw Pct. (min. 7 made)</u>	1.000 (12-12)	2x, last by Peter Jok vs. Omaha 1.000 (8-8)
<u>Offensive Rebounds</u>	6	2x, last by Tyler Cook vs. Maryland 6
<u>Defensive Rebounds</u>	10	Peter Jok vs. Rutgers 11
<u>Total Rebounds</u>	12	Nicholas Baer vs. Notre Dame 17
<u>Assists</u>	9	Jordan Bohannon vs. Purdue 11
<u>Steals</u>	4	Bohannon/Jok vs. Maryland 6
<u>Blocks</u>	6	Nicholas Baer at Nebraska 3
<u>Turnovers</u>	5	3x, last by Peter Jok at Nebraska 8



2016-17 IOWA RECORD WHEN...

When playing at home:	11-3	When leading at the half:	10-1	When wearing White:	12-4
When playing on the road:	0-5	When trailing at the half:	1-9	When wearing Black:	0-5
When playing on a neutral court:	1-2	When tied at the half:	1-0	When wearing Gold:	0-1
When Iowa scores 100 points or more:	1-0	Iowa field goal percentage at home:	425-893	.475	
When Iowa scores 90-99 points:	3-2	Iowa field goal percentage on road:	203-492	.412	
When Iowa scores 80-89 points:	5-2	Iowa 3-point percentage at home:	126-330	.381	
When Iowa scores 70-79 points:	1-2	Iowa 3-point percentage on road:	57-187	.304	
When Iowa scores under 70 points:	2-4	Iowa free throw percentage at home:	242-365	.663	
		Iowa free throw percentage on road:	92-127	.724	
When opponent scores 100 points or more:	0-1				
When opponent scores 90-99 points:	0-4	On Sunday:	4-1		
When opponent scores 80-89 points:	2-3	On Monday:	1-0		
When opponent scores 70-79 points:	4-2	On Tuesday:	1-1		
When opponent scores 60-69 points:	4-0	On Wednesday:	0-2		
When opponent scores fewer than 60 points:	2-0	On Thursday:	3-3		
		On Friday:	1-1		
		On Saturday:	2-2		
When Iowa shoots at least 50% from the field:	4-1				
When Iowa shoots less than 50% from the field:	8-9				
When opponent shoots at least 50% from the field:	0-4	On BTN:	5-5		
When opponent shoots less than 50% from the field:	12-6	On CBS:	0-0		
When Iowa has higher FG% than opponent:	12-0	On ESPN:	0-1		
When opponent has higher FG%:	0-10	On ESPN2:	2-1		
When FG% is equal:	0-0	On ESPNU:	1-0		
		On ESPN3:	1-0		
		On FS1:	0-0		
		On CBS SN:	0-2		
		On NBC SN:	0-0		
		truTV:	0-0		
When Iowa outrebounds opponent:	8-3	Most Points, First Half: 59 vs. Savannah State			
When opponent has more rebounds:	4-7	Fewest Points, First Half: 19 vs. Virginia			
When rebounds are equal:	0-0	Most Points Allowed, First Half: 54 vs. Memphis			
When Iowa shoots at least 80% from the line:	0-2	Fewest Points Allowed, First Half: 16 vs. Northern Iowa			
When Iowa shoots less than 80% from the line:	12-8	Most Points, Second Half: 57 Savannah State			
When opponent shoots at least 80% from the line:	3-2	Fewest Points, Second Half: 22 vs. Virginia/ Northwestern			
When opponent shoots less than 80% from the line:	9-8	Most Points Allowed, Second Half: 51 vs. Notre Dame			
When Iowa shoots more free throws than opponent:	8-5	Fewest Points Allowed, Second Half: 30, twice			
When opponent shoots more free throws:	4-4	Largest Halftime Advantage: 23 vs. Delaware State			
When free throws attempts are equal:	0-1	Largest Halftime Deficit: 24 at Purdue			
When Iowa has higher FT% than opponent:	5-6				
When opponent has higher FT%:	6-3				
When FT% is equal:	1-1				
When Iowa shoots at least 50% from 3-point range:	1-0				
When Iowa shoots less than 50% from 3-point range:	11-10				
When opponent shoots at least 50% from 3-point range:	1-0				
When opponent shoots less than 50% from 3-point range:	11-10				
When Iowa has a higher 3-point FG% than opponent:	10-2				
When opponent has a higher 3-point FG%:	2-8				
When 3-point FG% is equal:	0-0				
When Iowa has more assists than opponent:	9-2				
When opponent has more assists:	3-8				
When assists are equal:	0-0				
When Iowa has fewer turnovers than opponent:	8-2				
When opponent has fewer turnovers:	4-7				
When turnovers are equal:	0-1				
When Iowa has more steals than opponent:	5-2				
When opponent has more steals:	4-7				
When steals are equal:	3-1				



UNDER McCAFFERY.. IOWA RECORD WHEN..

When playing at home:	91-28	When leading at the half:	111-28	When wearing White:	84-31
When playing on the road:	25-45	When trailing at the half:	15-66	When wearing Black:	30-58
When playing on a neutral court:	14-22	When tied at the half:	3-1	When wearing Gold:	15-6

When Iowa scores 100 points or more:	6-0	Iowa field goal percentage at home:	3172-6881	.460
When Iowa scores 90-99 points:	15-3	Iowa field goal percentage on road:	2622-6186	.423
When Iowa scores 80-89 points:	39-8	Iowa 3-point percentage at home:	745-2106	.353
When Iowa scores 70-79 points:	46-25	Iowa 3-point percentage on road:	619-1879	.329
When Iowa scores under 70 points:	24-60	Iowa free throw percentage at home:	2078-2896	.717
		Iowa free throw percentage on road:	1478-2065	.715

When opponent scores 100 points or more:	0-3	On Sunday:	23-18
When opponent scores 90-99 points:	1-12	On Monday:	10-2
When opponent scores 80-89 points:	2-22	On Tuesday:	18-14
When opponent scores 70-79 points:	31-34	On Wednesday:	13-16
When opponent scores 60-69 points:	41-23	On Thursday:	17-22
When opponent scores fewer than 60 points:	55-2	On Friday:	14-10
		On Saturday:	33-13

When Iowa shoots at least 50% from the field:	36-7	On BTN:	51-48
When Iowa shoots less than 50% from the field:	94-89	On CBS:	1-2
When opponent shoots at least 50% from the field:	3-39	On ESPN:	8-13
When opponent shoots less than 50% from the field:	127-57	On ESPN2:	10-11
When Iowa has higher FG% than opponent:	115-16	On ESPNU:	14-8
When opponent has higher FG%:	14-77	On FS1:	1-0
When FG% is equal:	2-2	On Mediacom:	12-0
		On CBS SN:	1-3
When Iowa outrebounds opponent:	99-37	On NBC SN:	2-1
When opponent has more rebounds:	29-56	truTV:	1-0
When rebounds are equal:	2-3		

When Iowa shoots at least 80% from the line:	31-20	Most Points, First Half: 59 vs. Savannah State, '16
When Iowa shoots less than 80% from the line:	99-76	Fewest Points, First Half: 14 vs. Indiana, '13
When opponent shoots at least 80% from the line:	25-20	Most Points Allowed, First Half: 55 vs. Michigan State, '12
When opponent shoots less than 80% from the line:	107-75	Fewest Points Allowed, First Half: 12 vs. UNC Wilmington, '13
When Iowa shoots more free throws than opponent:	106-40	Most Points, Second Half: 58 vs. SIU-Edwardsville, '10
When opponent shoots more free throws:	18-52	Fewest Points, Second Half: 15 vs. Northern Iowa, '14
When free throws attempts are equal:	6-4	Most Points Allowed, Second Half: 61 at Oregon, '12
When Iowa has higher FT% than opponent:	88-42	Fewest Points Allowed, Second Half: 16 vs. UNI, '10
When opponent has higher FT%:	39-51	Largest Halftime Advantage: 37 vs. Arkansas-Pine Bluff, '13
When FT% is equal:	3-3	Largest Halftime Deficit: 25 vs. Villanova, '16

When Iowa shoots at least 50% from 3-point range:	15-6
When Iowa shoots less than 50% from 3-point range:	114-91
When opponent shoots at least 50% from 3-point range:	2-16
When opponent shoots less than 50% from 3-point range:	128-80
When Iowa has a higher 3-point FG% than opponent:	95-31
When opponent has a higher 3-point FG%:	32-67
When 3-point FG% is equal:	0-1

When Iowa has more assists than opponent:	98-24
When opponent has more assists:	27-64
When assists are equal:	5-7

When Iowa has fewer turnovers than opponent:	89-35
When opponent has fewer turnovers:	35-50
When turnovers are equal:	7-10
When Iowa has more steals than opponent:	81-35
When opponent has more steals:	38-52
When steals are equal:	11-8



IOWA SUPERLATIVES UNDER McCAFFERY

TEAM

Most Points Scored

1. 116 -- Savannah State (11/13/16)
2. 111 -- SIU Edwardsville (11/26/10)
3. 109 -- Md. Eastern Shore (11/14/13)
4. 105 -- Central Arkansas (12/19/11)
5. 103 -- Coppin State (11/15/15)
- 103 -- Abilene Christian (11/17/13)

Fewest Points Allowed

1. 36 -- Howard (11/15/12)
2. 39 -- UNC Wilmington (11/8/13)
- 39 -- Northern Iowa (12/7/10)
4. 40 -- Louisiana Monroe (11/16/10)
5. 41 -- Abilene Christian (11/17/13)

Field Goals Made

1. 42 -- Savannah State (11/13/16)
- 42 -- Central Arkansas (12/19/11)
3. 40 -- Coppin State (11/15/15)
4. 38 -- Abilene Christian (11/17/13)
5. 37 -- SIU Edwardsville (11/26/10)
- 37 -- Oregon (3/18/12)

Field Goals Attempted

1. 87 -- Savannah State (11/13/16)
2. 77 -- Nebraska (1/5/17)
- 79 -- Oregon (3/18/12)
4. 76 -- Central Arkansas (12/19/11)
- 76 -- South Dakota (12/4/12)
6. 74 -- Wisconsin (2/6/13)

Field Goal Percentage (20 Made)

1. .643 -- Maryland (2/8/15)
2. .630 -- Indiana (1/29/12)
3. .627 -- Michigan (2/5/15)
4. .623 -- Abilene Christian (11/17/13)
5. .617 -- Arkansas-Pine Bluff (12/22/13)

3-Point Field Goals Made

1. 18 -- Savannah State (11/13/16) *
2. 14 -- Omaha (12/3/16)
3. 13 -- Northern Illinois (11/17/11)
4. 12 -- UMKC (12/5/15)
- 12 -- Dayton (11/26/15)
- 12 -- Marquette (11/19/15)
- 12 -- Coppin State (11/15/15)
- 12 -- Northern Iowa (12/15/12)

3-Point Field Goals Attempted

1. 43 -- Savannah State (11/13/16) *
2. 35 -- Notre Dame (11/29/16)
3. 34 -- Omaha (12/3/16)
4. 30 -- Tennessee Tech (12/22/15)
- 30 -- Longwood (11/29/14)
6. 29 -- Nebraska (1/5/17)
- 29 -- UT Rio Grande Valley (11/20/16)
- 29 -- Rutgers (1/21/16)

3-Point FG Percentage (10 Made)

1. .619 (13-21) Northern Illinois (11/17/11)
2. .588 (10-17) Arkansas-Pine Bluff (12/22/13)
- .588 (10-17) Michigan (2/1/14)
4. .579 (11-19) Michigan (1/1/17)
5. .556 (10-18) SIUE (11/26/10)
- .556 (10-18) Wisconsin (2/23/12)

Free Throws Made

1. 38 -- Nebraska-Omaha (11/10/13)
2. 32 -- Md. Eastern Shore (11/14/13)
3. 31 -- Penn State (2/15/14)
- 31 -- Wichita State (11/21/12)
- 31 -- Penn State (1/31/13)
- 31 -- Nebraska (1/5/15)

Free Throws Attempted

1. 49 -- Nebraska-Omaha (11/10/13)
2. 43 -- UM Eastern Shore (11/14/13)
- 43 -- Michigan State (1/28/14)
4. 40 -- Penn (11/22/13)
- 40 -- Penn State (2/15/14)

Free Throw Percentage (10 Made)

1. 1.000 (15-15) Virginia (3/27/13)
2. 1.000 (13-13) Purdue (12/28/16)
3. .929 (26-28) North Florida (12/22/14)
4. .926 (25-27) Penn State (2/28/15)
5. .923 (12-13) Iowa State (12/12/14)
6. .917 (11-12) Michigan St (3/15/13)

Most Rebounds

1. 57 -- Md. Eastern Shore (11/14/13)
2. 56 -- UNC Wilmington (11/8/13)
- 56 -- Brown (12/3/11)
- 56 -- SC State (12/19/12)
5. 54 -- Fairleigh Dickinson (12/9/13)
- 54 -- Coppin State (12/22/12)

Most Assists

1. 33 -- Savannah State (11/13/16)
2. 32 -- Central Arkansas (12/19/11)
3. 31 -- Coppin State (11/15/15)
4. 26 -- Northern Illinois (11/17/11)
5. 25 -- Abilene Christian (11/17/13)

Most Steals

1. 19 -- SIU Edwardsville (11/26/10)
2. 16 -- UMBC (12/6/14)
3. 14 -- Marquette (11/19/15)
- 14 -- Penn (11/22/13)
- 14 -- Idaho St (12/4/10)
- 14 -- Chicago St (11/11/11)
6. 13 -- Rutgers (2/19/15)
- 13 -- IPFW (11/26/11)
- 13 -- UT-Pan American (11/9/12)

Most Blocked Shots

1. 14 -- Drake (12/19/15) *
2. 13 -- Illinois (3/5/13)
3. 12 -- UNC Wilmington (11/8/13)
- 12 -- Northern Illinois (11/26/14)
5. 11 -- Michigan State (12/29/15)
- 10 -- Penn State (2/15/14)
- 10 -- UT-Pan American (11/9/12)

Fewest Turnovers

1. 3 -- Temple (3/18/16)
- 3 -- Drake (12/19/15)
3. 4 -- Michigan (1/17/16)
- 4 -- Northwestern (2/15/15)
5. 5 -- Stetson (12/5/16)
- 5 -- Davidson (3/20/15)
- 5 -- Abilene Christian (11/17/13)
- 5 -- Drake (12/7/13)
- 5 -- UTEP (11/29/13)
- 5 -- Purdue (3/2/14)
- 5 -- Boise St (12/22/11)
12. 6 -- Notre Dame (11/29/16)
- 6 -- UMKC (12/5/15)
- 6 -- Michigan (2/5/15)
- 6 -- Northwestern (3/7/15)
- 6 -- Penn State (2/15/14)
- 6 -- Tennessee (3/19/14)
- 6 -- Illinois (3/8/12)

* -- denotes school record

INDIVIDUAL

Most Points:

1. 42 -- Peter Jok vs. Memphis (11/26/16)
2. 34 -- Peter Jok vs. Nebraska (1/5/17)
3. 33 -- Peter Jok vs. Omaha (12/3/16)
- 33 -- Matt Gatens vs Wisconsin (2/23/12)
5. 32 -- Jarrod Uthoff vs. Iowa State (12/10/15)
6. 31 -- Devyn Marble vs Oregon (3/18/12)
- 31 -- Matt Gatens vs Indiana (2/19/12)
- 30 -- Devyn Marble vs. UNI (12/15/12)
- 30 -- Devyn Marble vs. Xavier (11/28/13)
- 30 -- Peter Jok vs. Seton Hall (11/17/16)

Field Goals Made

1. 12 -- Jarrod Uthoff vs. Iowa State (12/10/15)
- 12 -- Matt Gatens vs Wisconsin (2/23/12)
- 12 -- Peter Jok vs. Nebraska (1/5/17)
4. 11 -- Jarrod Uthoff vs. Michigan (3/5/16)
- 11 -- Aaron White vs. Davidson (3/20/15)
- 11 -- Aaron White vs. Iowa State (12/13/13)
- 11 -- Peter Jok vs. Memphis (11/26/16)
- 11 -- Peter Jok vs. Seton Hall (11/17/16)
- 11 -- Peter Jok vs. Kennesaw St. (11/11/16)
- 11 -- Peter Jok vs. Purdue (1/12/17)

Field Goals Attempted

1. 24 -- Devyn Marble vs. Wisconsin (1/5/14)
- 24 -- Peter Jok vs. Nebraska (1/5/17)
3. 23 -- Devyn Marble vs. Xavier (11/28/13)
- 23 -- Devyn Marble vs. Villanova (11/30/13)
5. 21 -- Jarrod Uthoff vs. Temple (3/18/16)
- 21 -- Matt Gatens vs. Minnesota (1/16/11)
- 21 -- Peter Jok vs. Seton Hall (11/17/16)
- 21 -- Peter Jok vs. Omaha (12/3/16)

3-Point FG Made

1. 8 -- Peter Jok vs. Memphis (11/26/16)
2. 7 -- Jordan Bohannon vs Notre Dame (11/29/16)
- 7 -- Devyn Marble vs Oregon (3/18/12)
- 7 -- Matt Gatens vs Wisconsin (2/23/12)
- 7 -- Matt Gatens vs Indiana (2/19/12)
6. 6 -- Jordan Bohannon vs. Omaha (12/3/16)
- 6 -- Devyn Marble vs. SCSU (12/19/12)
- 6 -- Devyn Marble vs. Michigan (2/8/14)
- 6 -- Josh Oglesby at Indiana (1/12/12)

3-Point Field Goals Attempted

1. 15 -- Jordan Bohannon at Notre Dame (12/3/16)
2. 12 -- Jordan Bohannon vs. Omaha (12/3/16)
3. 11 -- Peter Jok at Notre Dame (11/29/16)
- 11 -- Peter Jok vs. Memphis (11/26/16)
- 11 -- Peter Jok vs. Nebraska (1/5/17)
- 11 -- Peter Jok vs. Penn State (2/17/16)
- 11 -- Jarrod Uthoff vs. N'western (2/15/15)
- 11 -- Josh Oglesby at Wisconsin (2/6/13)

Free Throws Made

1. 14 -- Roy Devyn Marble vs. UNI (12/15/12)
- 14 -- Aaron White vs. Texas (11/20/14)
3. 13 -- Aaron White vs. Wisconsin (1/19/13)
4. 12 -- Peter Jok vs. Omaha (12/3/16)
- 12 -- Peter Jok vs. Memphis (11/26/16)
- 12 -- Devyn Marble vs. Indiana (12/31/12)
- 12 -- Aaron White vs. Nebraska (1/5/15)
- 12 -- Gabriel Olaseni vs. Nebraska (1/5/15)

Most Rebounds:

1. 18 -- Adam Woodbury vs. Wisconsin (2/24/16)
2. 17 -- Aaron White vs. Iowa State (12/13/13)
3. 16 -- Gabriel Olaseni at Purdue (1/24/15)
4. 15 -- Jarrod Uthoff vs. Minnesota (2/14/16)
- 15 -- Adam Woodbury vs. Indiana (2/11/16)
- 15 -- Adam Woodbury vs. Penn State (2/3/16)
- 15 -- Aaron White vs. Omaha (11/10/13)
- 15 -- Jarryd Cole vs. UNI (12/7/10)

Most Assists

1. 12 -- Mike Gesell vs. Minnesota (2/14/16)
- 12 -- Mike Gesell vs. Coppin State (11/15/15)
3. 11 -- Mike Gesell vs. Michigan (3/5/16)
- 11 -- Devyn Marble vs. Wisconsin (2/22/14)
- 11 -- Bryce Cartwright vs Dayton (3/13/12)
6. 10 -- Mike Gesell vs. Nebraska (1/5/16)
- 10 -- Mike Gesell vs. Tenn. Tech (12/22/15)
- 10 -- Bryce Cartwright at Oregon (3/18/12)
- 10 -- Bryce Cartwright vs Mich St (2/2/11)

Most Steals

1. 7 -- Eric May vs SIUE (11/26/10)
2. 6 -- Roy Devyn Marble vs. Penn (11/22/13)
- 6 -- Eric May at Wake Forest (11/30/10)
4. 5 -- Jarryd Cole at Mich St (3/2/11)
- 5 -- Matt Gatens vs Idaho St (12/4/10)
- 5 -- Aaron White vs. North Florida (12/22/14)
- 5 -- Mike Gesell at Penn State (2/28/15)

Most Blocks

1. 7 -- Melsahn Basabe vs. Iowa St (12/10/10)
- 7 -- Gabriel Olaseni vs. Illinois (3/5/13)
3. 6 -- Nicholas Baer at Nebraska (1/5/17)
- 6 -- Jarrod Uthoff vs. Minnesota (2/14/16)
- 6 -- Jarrod Uthoff vs. Michigan State (12/29/15)
- 6 -- Nicholas Baer vs. Drake (12/19/15)
- 6 -- Melsahn Basabe vs Ohio St (1/4/11)

Game 1 - Iowa 91, Kennesaw State 74

Official Basketball Box Score -- Game Totals -- Final Statistics
Kennesaw State vs Iowa
11/11/16 8:35 p.m. at Carver-Hawkeye Arena - Iowa City, IA

Kennesaw State 74 • 0-1

#	Player	Total			Rebounds			PF	TP	A	TO	Blk	Stl	Min
		FG-FGA	3-PTA	FT-FTA	Off	Def	Tot							
02	Jones, Jordan	f	1-3	0-0	0-1	0	3	3	2	1	1	0	1	19
14	Williams, Aubrey	f	3-4	0-0	1-2	4	4	8	4	7	1	3	0	20
00	Ray, Kendrick	g	6-16	0-2	0-0	2	0	2	4	12	2	0	0	23
11	Clarke, Kyle	g	1-3	0-0	2-3	0	1	1	3	4	6	3	0	20
21	Masterson, Nick	g	11-16	7-10	0-1	1	2	3	1	29	1	5	0	31
04	Hooker, Tyler	g	2-11	1-1	0-2	2	1	3	1	5	4	1	0	20
10	Nielsen, Johannes	g	4-7	0-0	0-0	2	1	3	2	8	1	0	0	21
13	Wilson, Anthony	g	2-10	0-2	2-3	3	4	7	2	6	1	0	0	17
24	Burnett, Josh	g	0-0	0-0	0-0	0	1	1	1	0	1	1	0	9
35	Cameron, Zach	g	0-0	0-0	1-3	1	6	7	4	1	2	1	1	20
	Team					2	1	3						
Totals			30-70	8-15	6-15	17	24	41	25	74	19	21	1	9

FG % 1st Half: 11-31 35.5% 2nd half: 19-39 48.7% Game: 30-70 42.9% Deadball Rebounds 4
3FG % 1st Half: 3-5 60.0% 2nd half: 5-10 50.0% Game: 8-15 53.3%
FT % 1st Half: 0-4 0.0% 2nd half: 6-11 54.5% Game: 6-15 40.0%

Iowa 91 • 1-0

#	Player	Total			Rebounds			PF	TP	A	TO	Blk	Stl	Min
		FG-FGA	3-PTA	FT-FTA	Off	Def	Tot							
05	Cook, Tyler	f	1-7	0-1	4-4	5	5	10	3	6	1	4	0	21
25	Uhl, Dom	f	1-3	0-2	6-10	3	2	5	1	8	0	2	0	18
51	Baer, Nicholas	f	2-6	2-4	4-4	0	3	3	3	10	2	0	0	26
10	Williams, Christian	g	2-4	0-1	0-0	0	1	1	0	4	5	2	1	19
14	Jok, Peter	g	11-19	3-8	2-2	0	4	4	1	27	3	2	0	26
00	Wagner, Ahmad	g	4-4	0-0	4-5	0	5	5	2	12	4	2	4	24
03	Bohannon, Jordan	g	2-4	2-4	0-0	0	0	0	2	6	2	2	0	21
04	Moss, Isaiah	g	1-2	0-0	0-0	0	0	0	1	2	0	1	0	4
11	Rose, Charlie	g	0-0	0-0	0-0	0	1	1	2	0	0	1	0	1
24	Kriener, Ryan	g	2-3	0-1	2-2	0	3	3	1	6	0	1	0	9
15	Ellingson, Brady	g	0-1	0-1	0-0	0	1	1	3	0	0	0	0	15
35	Pemsl, Cordell	g	4-7	0-0	2-7	3	3	6	2	10	0	0	2	16
	Team					0	0	0						
Totals			30-60	7-22	24-34	11	28	39	21	91	17	17	8	9

FG % 1st Half: 16-30 53.3% 2nd half: 14-30 46.7% Game: 30-60 50.0% Deadball Rebounds 5
3FG % 1st Half: 4-11 36.4% 2nd half: 3-11 27.3% Game: 7-22 31.8%
FT % 1st Half: 7-15 46.7% 2nd half: 17-19 89.5% Game: 24-34 70.6%

Officials: D.J. Carstensen, Rob Kueneman, Steve McJunkins
Technical fouls: Kennesaw State-TEAM. Iowa-None.
Attendance: 13007

Score by periods	1st	2nd	Total
Kennesaw State	25	49	74
Iowa	43	48	91

Points	In	Off	2nd	Fast	Bench
KSU	Paint	T/O	Chance	Break	
Iowa	30	11	14	7	20
	34	27	14	15	36

Last FG - KSU 2nd-00:51, IOWA 2nd-01:52.
Largest lead - KSU None, IOWA by 22 2nd-03:06.
KSU led for 00:00. IOWA led for 39:19. Game was tied for 00:41.

Score tied - 0 times.
Lead changed - 0 times.

Game 3 - Seton Hall 91, Iowa 83

Official Basketball Box Score -- Game Totals -- Final Statistics
Seton Hall vs Iowa
11/17/16 8:06 p.m. at Carver-Hawkeye Arena - Iowa City, IA

Seton Hall 91 • 3-0

#	Player	Total			Rebounds			PF	TP	A	TO	Blk	Stl	Min
		FG-FGA	3-PTA	FT-FTA	Off	Def	Tot							
14	Sanogo, Ismael	f	2-4	0-0	0-1	1	2	3	4	0	2	0	1	14
20	Rodriguez, Desi	f	9-19	2-3	5-10	1	8	9	2	25	2	0	0	33
31	Delgado, Angel	f	2-6	0-0	5-6	3	8	11	3	9	2	1	0	27
00	Carrington, Khadeen	g	9-18	1-5	1-6	0	4	4	2	20	3	3	0	37
30	Jones, Madison	g	2-2	0-0	1-2	0	3	3	4	5	4	2	0	21
01	Nzei, Michael	g	0-0	0-0	0-0	1	1	2	4	0	0	0	0	10
04	Gordon, Eron	g	0-1	0-1	0-0	0	0	0	1	0	0	1	0	8
13	Powell, Myles	g	9-14	5-7	3-3	1	0	1	2	26	0	2	1	28
25	Anthony, Rashad	g	0-0	0-0	0-0	1	0	1	1	0	0	0	0	12
33	Singh, Veer	g	0-1	0-1	2-3	0	2	2	1	2	0	1	0	10
	Team					1	1	2						
Totals			33-65	8-17	17-31	9	29	38	24	91	11	12	2	10

FG % 1st Half: 14-36 38.9% 2nd half: 19-29 65.5% Game: 33-65 50.8% Deadball Rebounds 3
3FG % 1st Half: 4-8 50.0% 2nd half: 4-9 44.4% Game: 8-17 47.1%
FT % 1st Half: 10-17 58.8% 2nd half: 7-14 50.0% Game: 17-31 54.8%

Iowa 83 • 2-1

#	Player	Total			Rebounds			PF	TP	A	TO	Blk	Stl	Min
		FG-FGA	3-PTA	FT-FTA	Off	Def	Tot							
05	Cook, Tyler	f	9-15	1-3	5-12	1	1	2	1	24	1	2	0	32
25	Uhl, Dom	f	2-5	1-2	3-4	3	7	10	4	8	0	2	0	25
51	Baer, Nicholas	f	2-5	1-3	1-2	2	4	6	3	6	2	1	3	29
10	Williams, Christian	g	2-6	2-2	0-0	1	4	5	3	6	4	3	0	24
14	Jok, Peter	g	11-21	2-8	6-6	2	9	11	2	30	4	1	0	36
00	Wagner, Ahmad	g	0-1	0-0	1-4	1	1	2	3	1	0	0	0	20
03	Bohannon, Jordan	g	0-2	0-1	3-4	0	3	3	2	3	4	3	0	19
04	Moss, Isaiah	g	0-1	0-0	0-0	0	0	0	1	0	0	0	0	2
23	Jones, Dale	g	0-1	0-0	0-0	0	1	1	1	0	1	1	0	2
24	Ellingson, Brady	g	1-1	1-1	0-0	0	0	0	3	3	0	1	0	5
35	Pemsl, Cordell	g	1-3	0-1	0-0	1	4	5	1	2	0	2	0	6
	Team					1	0	1						
Totals			28-61	8-21	19-32	12	34	46	24	83	16	17	3	9

FG % 1st Half: 16-30 53.3% 2nd half: 12-31 38.7% Game: 28-61 45.9% Deadball Rebounds 5
3FG % 1st Half: 5-9 55.6% 2nd half: 3-12 25.0% Game: 8-21 38.1%
FT % 1st Half: 7-13 53.8% 2nd half: 12-19 63.2% Game: 19-32 59.4%

Officials: Mike Stephens, Lamar Simpson, Bo Boroski
Technical fouls: Seton Hall-None. Iowa-None.
Attendance: 10391
Gavitt Games

Score by periods	1st	2nd	Total
Seton Hall	42	49	91
Iowa	44	39	83

Points	In	Off	2nd	Fast	Bench
SHU	Paint	T/O	Chance	Break	
Iowa	50	21	10	10	28
	24	15	9	10	9

Last FG - SHU 2nd-01:35, IOWA 2nd-00:52.
Largest lead - SHU by 11 2nd-01:35, IOWA by 7 1st-17:56.
SHU led for 25:44. IOWA led for 12:23. Game was tied for 01:53.

Score tied - 4 times.
Lead changed - 11 times.

Game 2 - Iowa 116, Savannah State 84

Official Basketball Box Score -- Game Totals -- Final Statistics
Savannah State vs Iowa
11/13/16 2:35 p.m. at Carver-Hawkeye Arena - Iowa City, IA

Savannah State 84 • 0-2

#	Player	Total			Rebounds			PF	TP	A	TO	Blk	Stl	Min
		FG-FGA	3-PTA	FT-FTA	Off	Def	Tot							
00	Kelly, Robert	f	2-5	0-2	4-7	1	4	5	1	8	1	5	0	25
30	Cabeza, Jahir	f	2-6	1-4	0-0	0	3	3	2	5	0	2	3	17
01	Dasent, Austin	g	3-8	1-3	1-2	1	1	2	4	8	4	2	0	14
04	Manassa, Troyce	g	5-9	2-2	2-2	3	8	11	2	14	3	0	0	23
11	Floyd, Joshua	g	3-7	1-3	0-2	1	3	4	3	7	3	3	0	23
03	Seller, Zach	g	2-4	2-4	0-0	0	0	0	1	6	4	1	0	2
12	Wells, Casey	g	1-5	1-5	3-4	0	1	1	0	6	0	0	0	17
14	Gaines, Jordan	g	4-8	1-2	1-2	0	3	3	2	10	0	2	1	19
15	Felder, Isaiah	g	1-3	1-1	0-0	0	0	0	0	3	1	0	0	1
22	McClanahan, Dexter	g	3-7	1-2	0-0	1	2	3	1	7	2	2	0	17
34	Glenn, Maricus	g	3-4	0-0	1-3	1	1	2	3	7	1	2	0	13
50	Williams, Kamil	g	1-2	0-0	1-2	1	0	1	1	3	2	1	0	10
	Team					2	3	5						
Totals			30-68	11-28	13-24	11	29	40	20	84	21	20	4	12

FG % 1st Half: 11-30 36.7% 2nd half: 19-38 50.0% Game: 30-68 44.1% Deadball Rebounds 5
3FG % 1st Half: 5-14 35.7% 2nd half: 6-14 42.9% Game: 11-28 39.3%
FT % 1st Half: 12-19 63.2% 2nd half: 1-5 20.0% Game: 13-24 54.2%

Iowa 116 • 2-0

#	Player	Total			Rebounds			PF	TP	A	TO	Blk	Stl	Min
		FG-FGA	3-PTA	FT-FTA	Off	Def	Tot							
05	Cook, Tyler	f	7-9	0-0	0-1	2	2	4	2	14	2	1	0	

Game 5 - #6/7 Virginia 74, Iowa 41

Official Basketball Box Score -- Game Totals -- Final Statistics
Virginia vs Iowa
11/25/16 6:10 p.m. at The Arena - Niceville, FL

Virginia 74 • 5-0

#	Player	Total		3-Ptr		Rebounds			PF	TP	A	TO	Blk	Stl	Min
		FG-FGA	FG-FTA	FT-FTA	Off	Def	Tot								
00	Hall, Devon	* 2-5	2-3	0-0	0	3	3	0	6	1	1	0	1	19	
21	Wilkins, Isaiah	* 4-5	0-0	3-4	2	1	3	1	11	3	1	2	1	26	
3	Perrantes, London	* 5-9	2-4	0-0	0	3	3	0	12	4	1	0	2	29	
33	Salt, Jack	* 2-4	0-0	0-0	0	1	1	3	4	0	0	1	0	17	
51	Thompson, Darius	* 2-6	2-4	4-4	1	2	3	0	10	4	0	0	0	22	
04	Shayok, Marial	3-9	0-2	0-0	1	2	3	3	6	0	0	0	3	19	
05	Guy, Kyle	1-7	1-3	0-2	1	3	4	0	3	3	1	0	1	20	
11	Jerome, Ty	1-1	1-1	0-0	0	0	0	1	3	1	0	0	0	11	
25	Diakite, Mamadi	2-5	0-0	1-2	2	2	4	3	5	0	0	2	0	16	
31	Reuter, Jarred	7-9	0-0	0-0	2	7	9	2	14	2	1	0	1	21	
	Team				2	1	3								
	Totals	29-60	8-17	8-13	11	25	36	13	74	18	5	5	9	200	

FG % 1st Half: 16-31 51.6%	2nd half: 13-29 44.8%	Game: 29-60 48.3%	Deadball Rebounds: 3
3FG % 1st Half: 5-9 55.6%	2nd half: 3-8 37.5%	Game: 8-17 47.1%	
FT % 1st Half: 2-2 100.0%	2nd half: 6-11 54.5%	Game: 8-13 61.5%	

Iowa 41 • 3-2

#	Player	Total		3-Ptr		Rebounds			PF	TP	A	TO	Blk	Stl	Min
		FG-FGA	FG-FTA	FT-FTA	Off	Def	Tot								
05	Cook, Tyler	r 2-6	0-1	2-5	3	3	6	1	6	2	4	1	1	29	
25	Uhl, Dom	r 4-9	1-4	0-0	1	4	5	1	9	0	5	0	0	21	
51	Baer, Nicholas	r 1-1	0-0	2-2	4	2	6	3	4	1	1	0	0	16	
10	Williams, Christian	g 0-2	0-0	0-0	0	1	1	4	0	1	0	0	0	22	
14	Jok, Peter	g 5-14	3-8	0-0	0	1	1	2	13	2	1	0	0	27	
00	Wagner, Ahmad	1-3	0-0	0-0	0	0	0	2	2	2	1	0	2	18	
01	Dailey, Maishe	0-0	0-0	0-0	0	1	1	0	0	0	0	0	0	2	
03	Bohannon, Jordan	2-8	2-6	0-0	1	3	4	1	6	0	3	0	0	23	
04	Moss, Isaiah	0-3	0-2	0-0	0	1	1	0	0	0	1	0	0	12	
15	Kriener, Ryan	0-1	0-1	0-0	0	0	0	0	0	0	0	0	0	5	
24	Ellingson, Brady	0-1	0-1	0-0	0	0	0	2	0	0	0	0	0	8	
35	Pemsl, Cordell	0-0	0-0	1-3	2	3	5	1	1	0	2	1	0	17	
	Team				1	3	4								
	Totals	15-48	6-23	5-10	12	22	34	17	41	8	18	2	3	200	

FG % 1st Half: 7-24 29.2%	2nd half: 8-24 33.3%	Game: 15-48 31.3%	Deadball Rebounds: 1
3FG % 1st Half: 2-11 18.2%	2nd half: 4-12 33.3%	Game: 6-23 26.1%	
FT % 1st Half: 3-4 75.0%	2nd half: 2-6 33.3%	Game: 5-10 50.0%	

Officials: Mike Eades, Doug Shows, Steve Olson
Technical fouls: Virginia-None. Iowa-None.
Attendance: 2196
2016 Emerald Coast Classic

Score by periods	1st	2nd	Total
Virginia	39	35	74
Iowa	19	22	41

Last FG - UVA 2nd-00:56, IOWA 2nd-03:12.
Largest lead - UVA by 33 2nd-00:56, IOWA by 2 1st-18:40.
IOWA led for 38:25. IOWA led for 00:15. Game was tied for 01:20.

Game 6 - Memphis 100, Iowa 92

Official Basketball Box Score -- Game Totals -- Final Statistics
Iowa vs Memphis
11/26/16 3:00 p.m. at The Arena - Niceville, FL

Iowa 92 • 3-3

#	Player	Total		3-Ptr		Rebounds			PF	TP	A	TO	Blk	Stl	Min
		FG-FGA	FG-FTA	FT-FTA	Off	Def	Tot								
05	Cook, Tyler	r 6-9	0-0	5-6	3	4	7	2	17	2	3	2	1	33	
25	Uhl, Dom	r 2-5	0-3	2-2	0	4	1	1	6	1	2	0	0	26	
51	Baer, Nicholas	r 2-3	1-2	0-0	0	1	1	5	5	1	0	0	0	16	
10	Williams, Christian	g 1-5	0-1	0-0	0	0	0	1	2	3	2	0	2	16	
14	Jok, Peter	g 11-16	8-11	12-12	1	5	6	1	42	0	5	0	1	36	
00	Wagner, Ahmad	1-2	0-0	2-2	2	3	5	4	4	2	1	0	0	13	
03	Bohannon, Jordan	2-8	1-4	0-0	0	0	0	3	5	6	4	0	2	24	
04	Moss, Isaiah	1-2	0-1	0-0	0	0	0	0	2	0	0	0	0	2	
24	Ellingson, Brady	1-1	1-1	0-0	0	3	3	0	3	1	0	0	0	16	
35	Pemsl, Cordell	3-4	0-0	0-2	0	4	4	0	6	0	1	2	0	18	
	Team				2	0	2								
	Totals	30-55	11-23	21-24	8	24	32	17	92	16	18	4	6	200	

FG % 1st Half: 18-30 60.0%	2nd half: 12-25 48.0%	Game: 30-55 54.5%	Deadball Rebounds: 2
3FG % 1st Half: 6-13 46.2%	2nd half: 5-10 50.0%	Game: 11-23 47.8%	
FT % 1st Half: 9-10 90.0%	2nd half: 12-14 85.7%	Game: 21-24 87.5%	

Memphis 100 • 5-1

#	Player	Total		3-Ptr		Rebounds			PF	TP	A	TO	Blk	Stl	Min
		FG-FGA	FG-FTA	FT-FTA	Off	Def	Tot								
01	Lawson, Detric	r 15-22	0-2	5-7	6	5	11	3	35	3	1	1	1	38	
15	Rykhoek, Chad	r 1-2	0-0	0-0	0	1	1	3	2	0	1	0	0	9	
00	Lawson, K.J.	g 8-17	0-1	1-3	4	6	10	0	17	4	2	0	0	39	
03	Martin, Jeremiah	g 5-9	3-5	1-2	1	2	3	3	14	5	2	0	4	30	
05	Crawford, Markel	g 5-10	1-4	5-6	2	1	3	5	16	2	2	0	1	35	
10	Kessee, Christian	0-1	0-0	1-2	0	0	0	1	1	1	0	0	1	10	
12	Randall, Craig	6-11	3-6	0-0	0	2	2	3	15	2	1	0	2	32	
42	McDowell, Jake	0-0	0-0	0-0	0	0	0	1	0	0	0	0	0	7	
	Team				0	1	1								
	Totals	40-72	7-18	13-20	13	18	31	19	100	17	7	1	9	200	

FG % 1st Half: 24-39 61.5%	2nd half: 16-33 48.5%	Game: 40-72 55.6%	Deadball Rebounds: 2
3FG % 1st Half: 3-9 33.3%	2nd half: 4-9 44.4%	Game: 7-18 38.9%	
FT % 1st Half: 3-3 100.0%	2nd half: 10-17 58.8%	Game: 13-20 65.0%	

Officials: Doug Shows, Mike Eades, Tony Chiazza
Technical fouls: Iowa-None. Memphis-None.
Attendance: 2196
2016 Emerald Coast Classic

Score by periods	1st	2nd	Total
Iowa	51	41	92
Memphis	54	46	100

Last FG - IOWA 2nd-03:58, MEM 2nd-01:47.
Largest lead - IOWA by 5 2nd-16:33, MEM by 12 1st-14:48.
IOWA led for 05:11. MEM led for 32:32. Game was tied for 02:17.

Points	In Paint	Off T/O	2nd Chance	Fast Break	Bench
IOWA	32	11	12	0	20
MEM	54	21	22	0	16

Score tied - 3 times.
Lead changed - 12 times.

Game 7 - Notre Dame 92, Iowa 78

Official Basketball Box Score -- Game Totals -- Final Statistics
Iowa vs Notre Dame
11/29/16 9:05 p.m. at Notre Dame, Ind.

Iowa 78 • 3-4

#	Player	Total		3-Ptr		Rebounds			PF	TP	A	TO	Blk	Stl	Min
		FG-FGA	FG-FTA	FT-FTA	Off	Def	Tot								
35	Pemsl, Cordell	r 8-9	0-0	2-3	0	2	2	4	18	3	1	0	1	23	
51	Baer, Nicholas	r 3-10	1-4	1-2	6	6	12	2	8	1	0	0	3	27	
03	Bohannon, Jordan	g 7-18	7-15	2-2	1	1	2	3	23	7	1	0	0	32	
04	Moss, Isaiah	g 2-4	1-2	0-0	0	2	2	2	5	5	0	1	0	24	
14	Jok, Peter	g 4-20	2-11	5-7	1	5	6	3	15	1	2	0	2	36	
00	Wagner, Ahmad	0-2	0-0	0-0	0	0	0	3	0	1	0	0	0	6	
10	Williams, Christian	1-2	0-0	0-0	1	2	3	2	2	0	0	0	0	15	
15	Kriener, Ryan	0-1	0-0	0-0	0	0	0	2	0	0	1	0	1	2	
24	Ellingson, Brady	2-3	1-2	0-0	0	0	0	1	5	0	0	0	1	19	
25	Uhl, Dom	0-2	0-1	2-2	1	0	1	0	2	2	1	1	0	16	
	Team				2	2	4	1							
	Totals	27-71	12-35	12-16	12	20	32	23	78	22	6	2	8	200	

FG % 1st Half: 14-37 37.8%	2nd half: 13-34 38.2%	Game: 27-71 38.0%	Deadball Rebounds: 2
3FG % 1st Half: 7-19 36.8%	2nd half: 5-16 31.3%	Game: 12-35 34.3%	
FT % 1st Half: 4-5 80.0%	2nd half: 8-11 72.7%	Game: 12-16 75.0%	

Notre Dame 92 • 7-0

#	Player	Total		3-Ptr		Rebounds			PF	TP	A	TO	Blk	Stl	Min
		FG-FGA	FG-FTA	FT-FTA	Off	Def	Tot								
03	V.J. Beachem	r 5-10	4-8	2-2	0	5	5	2	16	1	2	0	1	36	
23	Martinas Geben	r 1-1	0-0	0-2	2	7	9	5	2	0	1	1	0	11	
35	Bonzie Colson	r 6-14	0-3	12-12	6	11	17	3	24	0	1	3	0	37	
05	Matt Farrell	g 5-12	2-6	4-4	0	1	1	1	16	7	5	1	0	38	
32	Steve Vasturia	g 6-12	3-5	7-7	2	7	9	3							

Game 9 - Iowa 95, Stetson 68

Official Basketball Box Score -- Game Totals -- Final Statistics
Stetson vs Iowa
12/05/16 6 p.m. at Carver-Hawkeye Arena - Iowa City, IA

Stetson 68 • 4-6

#	Player	Total		3-Ptr		Rebounds			PF	TP	A	TO	Blk	Stl	Min
		FG-FGA	FT-FTA	FG-FGA	FT-FTA	Off	Def	Tot							
22	Newton, Derick	f	5-12	1-5	1-2	2	3	5	1	12	3	2	0	0	29
14	Dennis, Larry	c	0-1	0-0	0-0	0	0	0	4	0	1	1	0	0	6
04	Myles, Divine	g	4-11	0-0	0-0	1	3	4	3	8	4	1	1	1	32
05	Rivera, Angel	g	0-3	0-2	2-2	1	4	5	1	2	4	0	0	0	30
33	Doyle, Luke	g	4-13	3-11	0-0	0	5	5	2	11	2	1	0	0	28
03	Glasford, B.J.	g	3-11	2-7	0-0	2	6	8	3	8	0	1	0	2	20
15	Verk, Clay	g	1-5	0-1	3-6	2	1	3	3	5	0	1	0	0	21
23	Ndahiho, Kevin	g	3-3	0-0	2-3	2	4	6	3	8	0	1	2	0	12
35	Goodman, Leo	g	5-13	2-7	2-3	1	2	3	3	14	2	0	0	0	22
	Team					3	1	4							
	Totals		25-72	8-33	10-16	14	29	43	23	68	16	10	3	3	200

FG % 1st Half: 11-37 29.7% 2nd half: 14-35 40.0% Game: 25-72 34.7%
3FG % 1st Half: 4-14 28.6% 2nd half: 4-19 21.1% Game: 8-33 24.2%
FT % 1st Half: 2-4 50.0% 2nd half: 8-12 66.7% Game: 10-16 62.5%

Iowa 95 • 4-5

#	Player	Total		3-Ptr		Rebounds			PF	TP	A	TO	Blk	Stl	Min
		FG-FGA	FT-FTA	FG-FGA	FT-FTA	Off	Def	Tot							
00	Wagner, Ahmad	f	3-4	0-0	2-5	1	5	6	2	8	1	0	2	0	13
35	Pemsl, Cordell	f	9-11	0-0	3-5	5	3	8	3	21	2	0	2	0	22
03	Bohannon, Jordan	g	1-9	0-3	0-0	0	1	1	1	2	5	2	0	1	26
04	Moss, Isaiah	g	8-13	5-8	0-0	1	5	6	2	21	2	2	0	2	32
14	Jok, Peter	g	4-13	1-7	6-8	1	7	8	1	15	7	0	0	0	25
01	Dalley, Maishe	g	2-3	0-0	1-2	1	3	4	1	5	0	0	0	0	11
10	Williams, Christian	g	3-6	0-1	0-0	1	5	6	1	6	1	1	0	0	19
11	Rose, Charlie	g	0-1	0-1	0-0	0	0	0	0	0	0	0	0	0	2
15	Kriener, Ryan	g	1-1	0-0	0-0	1	2	3	1	2	0	0	1	0	6
24	Ellingson, Brady	g	1-4	0-2	0-0	0	1	1	1	2	0	0	0	0	12
25	Uhl, Dom	g	2-3	0-0	2-4	1	1	2	1	6	1	0	0	1	12
51	Baer, Nicholas	g	2-5	0-1	3-4	2	3	5	1	7	2	0	0	1	20
	Team					1	1	2							
	Totals		36-73	6-23	17-28	15	37	52	15	95	21	5	5	5	200

FG % 1st Half: 14-31 45.2% 2nd half: 22-42 52.4% Game: 36-73 49.3%
3FG % 1st Half: 3-12 25.0% 2nd half: 3-11 27.3% Game: 6-23 26.1%
FT % 1st Half: 13-22 59.1% 2nd half: 4-6 66.7% Game: 17-28 60.7%

Officials: Gene Steratore, Rob Riley, Steve McJunkins
Technical fouls: Stetson-None. Iowa-None.
Attendance: 9839

Score by periods	1st	2nd	Total
Stetson	28	40	68
Iowa	44	51	95

Last FG - STET 2nd-00:58, IOWA 2nd-00:35.
Largest lead - STET None, IOWA by 30 2nd-05:29.
STET led for 00:00. IOWA led for 39:26. Game was tied for 00:08.

Points	In	Off	2nd	Fast	Bench
STET	20	5	9	6	35
IOWA	50	8	23	14	28

Score tied - 0 times.
Lead changed - 0 times.

Game 11 - Iowa 69, Northern Iowa 46

UNI vs Iowa
12/17/16 3:31 p.m. at Wells Fargo Arena - Des Moines, IA

UNI 46 • 5-5

#	Player	Total		3-Ptr		Rebounds			PF	TP	A	TO	Blk	Stl	Min
		FG-FGA	FT-FTA	FG-FGA	FT-FTA	Off	Def	Tot							
02	Carlson, Clint	*	1-5	0-3	0-0	3	3	6	2	2	3	0	0	2	31
03	Friedman, Ted	*	0-0	0-0	0-2	2	2	4	2	0	0	1	0	0	16
13	McCloud, Juwan	*	1-8	0-3	0-0	0	0	0	0	2	1	3	0	2	25
20	Morgan, Jeremy	*	4-13	1-6	5-6	0	9	9	1	14	4	2	1	0	32
30	Haldeman, Spencer	*	3-12	2-7	4-4	0	0	0	2	12	0	0	0	1	27
15	Dahl, Justin	g	0-0	0-0	0-0	0	0	0	0	0	0	0	0	0	4
21	Rhodes, Hunter	g	0-0	0-0	0-0	0	1	1	0	0	1	0	0	0	9
23	Ashton, Jordan	g	0-2	0-0	0-0	0	3	3	1	0	0	2	0	0	17
24	Brown, Isaiah	g	1-3	0-1	0-0	0	1	1	0	2	0	0	0	0	8
25	Koch, Bennett	g	0-2	0-0	0-0	0	0	0	4	0	0	0	0	0	7
33	Lohaus, Wyatt	g	4-10	2-5	0-0	1	1	2	0	10	0	1	0	0	20
34	McDonnell, Luke	g	1-1	1-1	1-2	1	1	2	0	4	0	0	0	0	4
	Team					1	0	1							
	Totals		15-56	6-26	10-14	8	21	29	12	46	9	11	1	5	200

FG % 1st Half: 6-31 19.4% 2nd half: 9-25 36.0% Game: 15-56 26.8%
3FG % 1st Half: 3-16 18.8% 2nd half: 3-10 30.0% Game: 6-26 23.1%
FT % 1st Half: 1-3 33.3% 2nd half: 9-11 81.8% Game: 10-14 71.4%

Iowa 69 • 6-5

#	Player	Total		3-Ptr		Rebounds			PF	TP	A	TO	Blk	Stl	Min
		FG-FGA	FT-FTA	FG-FGA	FT-FTA	Off	Def	Tot							
00	Wagner, Ahmad	*	3-6	0-0	0-0	2	2	4	3	6	2	3	0	1	26
03	Bohannon, Jordan	*	2-7	2-5	0-0	0	4	4	1	6	6	2	0	0	31
04	Moss, Isaiah	*	2-6	0-2	3-3	0	1	1	3	7	1	0	0	0	15
14	Jok, Peter	*	9-15	3-3	0-0	1	7	8	2	21	0	1	0	0	29
35	Pemsl, Cordell	*	4-4	0-0	2-3	0	5	5	3	10	0	1	0	1	18
01	Dalley, Maishe	g	0-0	0-0	0-0	0	0	0	0	0	0	0	0	0	4
10	Williams, Christian	g	1-2	0-0	0-0	0	1	1	1	2	1	1	0	0	13
11	Rose, Charlie	g	0-0	0-0	0-0	0	0	0	0	0	0	0	0	0	1
15	Kriener, Ryan	g	1-2	0-0	0-0	1	1	2	1	2	0	0	0	0	4
24	Ellingson, Brady	g	0-0	0-0	2-2	0	0	0	1	2	0	2	0	1	11
25	Uhl, Dom	g	1-5	0-3	0-1	1	3	4	1	2	1	1	0	0	20
51	Baer, Nicholas	g	5-11	1-7	0-0	4	7	11	1	11	3	2	2	1	28
	Team					1	2	3							
	Totals		28-58	6-20	7-9	10	33	43	17	69	14	13	2	4	200

FG % 1st Half: 15-30 50.0% 2nd half: 13-28 46.4% Game: 28-58 48.3%
3FG % 1st Half: 4-10 40.0% 2nd half: 2-10 20.0% Game: 6-20 30.0%
FT % 1st Half: 0-2 0.0% 2nd half: 7-7 100.0% Game: 7-9 77.8%

Officials: Bo Boroski, D.J. Carstensen, Kelly Pfeifer
Technical fouls: UNI-None. Iowa-None.
Attendance: 15028
2016 Hy-Vee Classic, Game 1
Fouled Out: none

Score by periods	1st	2nd	Total
UNI	16	30	46
Iowa	34	35	69

Last FG - UNI 2nd-00:22, IOWA 2nd-00:45.
Largest lead - UNI by 3 1st-18:27, IOWA by 27 2nd-15:23.
UNI led for 02:50. IOWA led for 36:08. Game was tied for 01:02.

Points	In	Off	2nd	Fast	Bench
UNI	14	5	1	6	16
IOWA	34	8	11	0	19

Score tied - 1 time.
Lead changed - 2 times.

Game 10 - Iowa 78, #25 Iowa State 64

Official Basketball Box Score -- Game Totals -- Final Statistics
Iowa State vs Iowa
12/08/16 7 p.m. at Carver-Hawkeye Arena - Iowa City, IA

Iowa State 64 • 6-3

#	Player	Total		3-Ptr		Rebounds			PF	TP	A	TO	Blk	Stl	Min
		FG-FGA	FT-FTA	FG-FGA	FT-FTA	Off	Def	Tot							
05	Holden, Merrill	f	0-1	0-0	1-2	1	0	1	2	1	0	1	0	0	13
30	Burton, Deonte	f	5-13	0-3	0-0	3	5	8	3	10	2	2	0	1	30
11	Morris, Monte	g	4-15	2-6	0-1	1	4	5	3	10	5	2	0	1	37
15	Mitrou-Long, Naz	g	3-8	2-6	2-2	1	0	1	4	10	0	2	0	2	26
21	Thomas, Matt	g	6-14	2-7	0-0	1	5	6	4	14	0	0	0	1	25
01	Weiler-Babb, Nick	g	4-8	1-4	1-2	0	4	4	2	10	1	1	0	1	24
04	Jackson, Donovan	g	0-4	0-3	0-0	0	0	0	2	0	1	0	0	0	12
10	Bowie, Darrell	g	2-5	1-1	0-0	3	5	8	4	5	0	3	1	0	19
33	Young, Solomon	g	1-2	0-0	2-2	1	1	2	1	4	0	0	0	1	14
	Team					2	2	4							
	Totals		25-70	8-30	6-9	13	26	39	25	64	9	11	1	7	200

FG % 1st Half: 11-32 34.4% 2nd half: 14-38 36.8% Game: 25-70 35.7%
3FG % 1st Half: 3-15 20.0% 2nd half: 5-15 33.3% Game: 8-30 26.7%
FT % 1st Half: 4-4 100.0% 2nd half: 2-5 40.0% Game: 6-9 66.7%

Iowa 78 • 5-5

#	Player	Total		3-Ptr		Rebounds			PF	TP	A
---	--------	-------	--	-------	--	----------	--	--	----	----	---

Game 13 - Iowa 89, Delaware State 57

Official Basketball Box Score -- Game Totals -- Final Statistics
Delaware State vs Iowa
12/22/16 8:05 p.m. at Carver-Hawkeye Arena - Iowa City, IA

Delaware State 57 • 3-11

#	Player	Total		3-Ptr		Rebounds		PF	TP	A	TO	Blk	Stl	Min.	
		FG-FGA	FG-FGA	FT-FTA	Off	Def	Tot								
10	Waller, Kavon	r	2-7	1-3	2-2	5	3	8	2	7	2	2	0	0	23
44	Mallory, DeV Vaughn	r	3-9	0-0	1-2	5	1	6	5	7	0	2	0	3	21
50	Onifade, Demola	c	0-6	0-0	0-2	1	2	3	5	0	0	1	0	0	19
01	Haywood, DeAndre	g	2-10	0-3	3-4	1	3	4	1	7	1	2	0	1	26
22	Morgan, Devin	g	7-16	4-10	6-6	0	0	0	2	24	2	1	0	2	38
03	Lewis, Joe	g	0-3	0-1	1-2	1	3	4	1	1	0	3	0	0	12
05	Gantz, Kobe	g	0-3	0-3	0-0	0	0	0	3	0	3	4	0	0	20
20	Gasevic, Mrdjan	g	0-6	0-0	3-4	4	6	10	3	3	0	1	0	1	15
21	Rayson, Dana	g	0-2	0-2	2-2	0	0	0	0	2	1	2	0	0	12
24	Tavakalyan, Artem	g	2-4	1-2	1-2	0	2	2	0	6	0	0	0	0	14
Team						1	2	3							
Totals			16-66	6-24	19-26	18	22	40	22	57	9	18	0	7	200

FG % 1st Half: 5-33 15.2% 2nd half: 11-33 33.3% Game: 16-66 24.2%
3FG % 1st Half: 2-12 16.7% 2nd half: 4-12 33.3% Game: 6-24 25.0%
FT % 1st Half: 8-10 80.0% 2nd half: 11-16 68.8% Game: 19-26 73.1%

Iowa 89 • 8-5

#	Player	Total		3-Ptr		Rebounds		PF	TP	A	TO	Blk	Stl	Min.	
		FG-FGA	FG-FGA	FT-FTA	Off	Def	Tot								
00	Wagner, Ahmad	r	5-5	0-0	2-6	1	3	4	2	12	3	1	2	2	22
35	Pemsl, Cordell	r	2-3	0-0	4-5	1	2	3	3	8	2	2	1	2	20
03	Bohannon, Jordan	g	2-5	1-2	0-0	0	1	1	0	5	2	0	1	1	20
04	Moss, Isaiah	g	3-5	0-2	4-5	0	2	2	3	10	0	4	0	1	16
14	Jok, Peter	g	5-11	3-6	4-4	0	2	2	1	17	1	0	0	3	15
01	Dailey, Maishe	g	3-8	2-7	0-0	1	6	7	0	8	2	1	0	0	21
10	Williams, Christian	g	4-6	0-1	1-2	0	0	0	1	9	2	2	0	3	24
11	Rose, Charlie	g	0-0	0-0	0-0	0	0	0	0	0	1	0	0	0	1
15	Kriener, Ryan	g	2-2	0-0	1-3	1	5	6	3	5	0	1	0	0	14
24	Ellingson, Brady	g	2-3	2-2	2-2	0	1	1	2	8	0	1	0	0	18
25	Uhl, Dom	g	1-2	0-0	5-8	1	6	7	2	7	1	2	0	0	20
51	Baer, Nicholas	g	0-1	0-0	0-0	0	4	4	3	0	0	1	1	0	9
Team						0	2	2							
Totals			29-51	8-20	23-35	5	34	39	20	89	17	17	4	12	200

FG % 1st Half: 14-27 51.9% 2nd half: 15-24 62.5% Game: 29-51 56.9%
3FG % 1st Half: 5-12 41.7% 2nd half: 3-8 37.5% Game: 8-20 40.0%
FT % 1st Half: 10-16 62.5% 2nd half: 13-19 68.4% Game: 23-35 65.7%

Officials: Rob Riley, Bill Ek, Brooks Wells
Technical fouls: Delaware State-None. Iowa-None.
Attendance: 11886
Fouled Out - Delaware State: Mallory (11:14), Onifade (03:06)

Score by periods	1st	2nd	Total
Delaware State	20	37	57
Iowa	43	46	89

Last FG - DSU 2nd-00:05, IOWA 2nd-00:20.
Largest lead - DSU None, IOWA by 35 2nd-00:20.
DSU led for 00:00. IOWA led for 39:33. Game was tied for 00:27.

Game 14 - #15 Purdue 89, Iowa 67

Official Basketball Box Score -- Game Totals -- Final Statistics
Iowa vs Purdue
12/28/16 8:35 PM at Mackey Arena - West Lafayette, IN

Iowa 67 • 8-6, 0-1

#	Player	Total		3-Ptr		Rebounds		PF	TP	A	TO	Blk	Stl	Min.	
		FG-FGA	FG-FGA	FT-FTA	Off	Def	Tot								
00	Wagner, Ahmad	r	0-2	0-0	0-0	0	1	1	0	0	0	0	1	1	13
35	Pemsl, Cordell	r	4-8	0-0	2-2	3	1	4	4	10	1	3	0	0	16
03	Bohannon, Jordan	g	2-8	0-4	2-2	0	1	1	0	6	4	0	0	1	23
04	Moss, Isaiah	g	0-4	0-1	0-0	0	0	0	1	0	0	2	0	0	18
14	Jok, Peter	g	4-15	1-7	4-4	0	6	6	2	13	2	3	0	2	22
01	Dailey, Maishe	g	1-1	0-0	0-0	0	0	0	0	2	0	0	0	0	7
05	Cook, Tyler	g	6-10	0-1	0-0	0	2	2	4	12	1	1	0	2	22
10	Williams, Christian	g	0-5	0-0	2-2	1	1	2	0	2	3	2	0	1	17
15	Kriener, Ryan	g	1-2	0-0	0-0	0	2	2	0	2	0	0	0	0	8
24	Ellingson, Brady	g	3-4	3-3	2-2	0	1	1	2	11	2	1	0	0	17
25	Uhl, Dom	g	1-2	0-0	0-0	0	2	2	0	2	1	1	0	1	10
51	Baer, Nicholas	g	3-6	0-1	1-1	2	5	7	1	7	2	1	0	1	27
Team						4	3	7							
Totals			25-67	4-17	13-13	10	25	35	14	67	16	14	1	9	200

FG % 1st Half: 10-32 31.3% 2nd half: 15-35 42.9% Game: 25-67 37.3%
3FG % 1st Half: 0-7 0.0% 2nd half: 4-10 40.0% Game: 4-17 23.5%
FT % 1st Half: 5-5 100.0 2nd half: 8-8 100.0 Game: 13-13 100.0

Purdue 89 • 12-2, 0-0

#	Player	Total		3-Ptr		Rebounds		PF	TP	A	TO	Blk	Stl	Min.	
		FG-FGA	FG-FGA	FT-FTA	Off	Def	Tot								
50	Swanigan, Caleb	r	4-12	0-3	3-3	1	9	10	1	11	3	0	2	0	29
44	Haas, Isaac	c	7-9	0-0	2-3	1	6	7	2	16	2	1	1	1	16
03	Edwards, Carsen	g	7-13	3-6	2-2	1	3	4	3	19	5	3	0	2	26
11	Thompson, P.J.	g	2-5	1-3	0-0	0	1	1	1	5	6	1	0	0	32
31	Mathias, Dakota	g	6-11	4-7	1-1	0	1	1	2	17	4	2	0	2	29
02	Mckeeman, Jon	g	0-0	0-0	0-0	0	0	0	0	1	0	0	0	0	1
05	Smotherman, Basil	g	0-1	0-0	0-0	0	0	0	1	0	0	1	0	0	9
12	Edwards, Vincent	g	6-10	2-4	1-1	1	6	7	1	15	5	1	2	2	28
14	Cline, Ryan	g	2-6	2-6	0-0	0	1	1	1	6	2	2	1	0	27
15	Luce, Tommy	g	0-0	0-0	0-0	0	0	0	0	0	0	2	0	0	1
24	Eifert, Grady	g	0-0	0-0	0-0	0	0	0	0	0	0	0	0	0	2
Team						2	4	6							
Totals			34-67	12-29	9-10	6	31	37	13	89	27	14	6	7	200

FG % 1st Half: 19-34 55.9% 2nd half: 15-33 45.5% Game: 34-67 50.7%
3FG % 1st Half: 10-17 58.8% 2nd half: 2-12 16.7% Game: 12-29 41.4%
FT % 1st Half: 1-1 100.0 2nd half: 8-9 88.9% Game: 9-10 90.0%

Officials: Terry Wymer, Gene Statorone, Paul Szelc
Technical fouls: Iowa-Pemsl, Cordell. Purdue-None.
Attendance: 14804

Score by periods	1st	2nd	Total
Iowa	25	42	67
Purdue	49	40	89

Last FG - IOWA 2nd-00:02, PURDUE 2nd-02:47.
Largest lead - IOWA None, PURDUE by 31 2nd-13:01.
IOWA led for 00:00. PURDUE led for 39:07. Game was tied for 00:53.

Game 15 - Iowa 86, Michigan 83 (OT)

Official Basketball Box Score -- Game Totals -- Final Statistics
Michigan vs Iowa
01/01/17 1:20 p.m. at Carver-Hawkeye Arena - Iowa City, IA

Michigan 83 • 10-4, 0-1

#	Player	Total		3-Ptr		Rebounds		PF	TP	A	TO	Blk	Stl	Min.	
		FG-FGA	FG-FGA	FT-FTA	Off	Def	Tot								
05	Wilson, DJ	r	11-18	4-8	2-2	6	8	14	3	28	6	1	1	0	44
13	Wagner, Moritz	r	6-10	0-2	0-0	2	2	4	4	12	0	1	3	3	35
21	Irvin, Zak	r	5-15	2-6	0-0	3	3	6	0	12	6	4	0	0	44
04	Walton Jr., Derrick	g	5-13	3-8	0-1	0	5	5	3	13	3	2	0	1	36
12	Abdur-Rahkman, M-A	g	0-2	0-1	0-0	0	0	0	2	0	1	0	0	0	8
03	Simpson, Xavier	g	0-1	0-1	0-0	0	0	0	1	0	1	1	0	1	9
20	Loneragan, Sean	g	0-1	0-0	0-0	0	0	0	1	0	0	0	0	0	1
22	Robinson, Duncan	g	6-12	3-9	0-0	0	4	4	1	15	3	0	0	2	36
34	Donnal, Mark	g	1-2	0-0	1-2	2	1	3	1	3	1	0	0	0	12
Team						1	2	3							
Totals			34-74	12-35	3-5	14	25	39	16	83	21	8	2	7	225

FG % 1st Half: 14-35 40.0% 2nd half: 16-31 51.6% OT: 4-8 50.0% Game: 34-74 45.9%
3FG % 1st Half: 5-15 33.3% 2nd half: 6-15 40.0% OT: 1-5 20.0% Game: 12-35 34.3%
FT % 1st Half: 3-5 60.0% 2nd half: 0-0 0.0% OT: 0-0 0.0% Game: 3-5 60.0%

Iowa 86 • 9-6, 1-1

#	Player	Total		3-Ptr		Rebounds		PF	TP	A	TO	Blk	Stl	Min.	
		FG-FGA	FG-FGA	FT-FTA	Off	Def	Tot								
05	Cook, Tyler	r	5-12	0-0	1-3	3	5	8	1	11	0	1	0	0	31
35	Pemsl, Cordell	r	2-8	0-0	0-0	3	5	8	2	4	3	1	2	3	31
03	Bohannon, Jordan	g	6-8	3-5	2-2	1	3	4	2	17	6	0	0	0	31
04	Moss, Isaiah	g	3-4	1-1	0-0	0	3	3	1	7	0	0	0	0	20
14	Jok, Peter	g	9-18	4-7	3-4	1	4	5	3	25	3	3	0	0	34
00	Wagner, Ahmad	g	1-4	0-0	0-0	2	1	3	1	2	0	1	0	1	14
10	Williams, Christian	g	0-1	0-0	0-0	0	2	2	1	0	1	1	0	0	8
24	Ellingson, Brady	g	2-4	0-1	2-2	0	1	1	1	6	0	0	0	0	15
25	Uhl, Dom	g	1-4	0-1	0-0	0	2	2	0	2	1	1	0	1	14
51	Baer, Nicholas	g	4-6	3-4	1-4	3	2	5	1	12	1	1	1	1	27
Team						1	0	1							
Totals			33-69	11-19	9-15	14	28	42	13	86	15	9	3	6	225

FG % 1st Half: 16-30 53.3% 2nd half: 13-31 41.9% OT: 4-8 50.0% Game: 33-69 47.8%
3FG % 1st Half: 6-11 54.5% 2nd half: 3-5 60.0% OT: 2-3 66.7% Game: 11-19 57.9%
FT % 1st Half: 3-5 60.0% 2nd half: 6-11 54.5% OT: 2-2 100.0% Game: 9-15 60.0%

Officials: D.J. Carstensen, Bo Boroski, Larry Scirocco
Technical fouls: Michigan-None. Iowa-None.
Attendance: 13988

Score by periods	1st	2nd	OT	Total
Michigan	36	38	9	83
Iowa	39	35	12	86

Last FG - MICH OT-00:23, IOWA OT-01:18.
Largest lead - MICH by 7 2nd-10:31, IOWA by 7 1st-07:34.
MICH led for 14:01. IOWA led for 26:

Game 17 - Iowa 68, Rutgers 62

Official Basketball Box Score -- Game Totals -- Final Statistics
Rutgers vs Iowa
01/08/16 3:35 p.m. at Carver-Hawkeye Arena - Iowa City, IA

Rutgers 62 • 11-6, 0-4

#	Player	Total			3-Ptr			Rebounds			PF	TP	A	TO	Blk	Stl	Min
		FG-FGA	FG-FGA	FT-FTA	FG-FGA	FG-FGA	FT-FTA	Off	Def	Tot							
11	Omoruyi, Eugene	r	0-0	0-0	0-0	0	0	0	0	0	0	0	0	0	0	5	
33	Freeman, Deshawn	r	9-13	1-1	0-0	5	8	13	2	19	1	2	0	5	31	31	
34	Gettys, C.J.	c	1-6	0-0	0-0	3	4	7	2	2	2	2	1	0	20	20	
00	Johnson, Nigel	g	5-16	1-6	2-2	1	4	5	0	13	2	4	0	1	36	36	
03	Sanders, Corey	g	6-17	1-2	0-2	1	2	3	4	13	5	4	0	2	36	36	
02	Doorson, Shaquille	g	0-0	0-0	0-0	0	0	0	0	0	1	0	0	0	2	2	
04	Laurent, Jonathan	g	4-6	0-0	0-0	1	0	1	3	8	1	1	0	0	17	17	
05	Williams, Mike	g	0-4	0-3	0-0	2	2	4	2	0	0	3	0	0	20	20	
21	Sa, Candido	g	1-5	0-0	0-0	0	2	2	3	2	0	0	0	1	17	17	
25	Diallo, Ibrahim	g	1-3	0-0	0-0	3	0	3	5	2	1	0	2	1	9	9	
35	Thiam, Issa	g	1-3	1-3	0-0	0	0	0	1	3	0	1	0	0	7	7	
	Team					3	3	6									
	Totals		28-73	4-15	2-4	19	25	44	22	62	13	17	3	10	200	200	

FG % 1st Half: 15-34 44.1% 2nd half: 13-39 33.3% Game: 28-73 38.4%
 3FG % 1st Half: 2-6 33.3% 2nd half: 2-9 22.2% Game: 4-15 26.7%
 FT % 1st Half: 0-0 0.0% 2nd half: 2-4 50.0% Game: 2-4 50.0%

Iowa 68 • 10-7, 2-2

#	Player	Total			3-Ptr			Rebounds			PF	TP	A	TO	Blk	Stl	Min
		FG-FGA	FG-FGA	FT-FTA	FG-FGA	FG-FGA	FT-FTA	Off	Def	Tot							
05	Cook, Tyler	r	1-6	0-0	2-4	0	2	2	1	4	0	1	1	1	21	21	
35	Pemsl, Cordell	r	5-8	0-0	3-5	0	2	2	3	13	1	2	3	0	31	31	
03	Bohannon, Jordan	g	2-5	0-2	4-4	0	1	1	2	8	8	4	0	1	29	29	
04	Moss, Isaiah	g	3-4	2-3	0-0	1	1	2	0	8	0	2	0	0	18	18	
14	Jok, Peter	g	7-18	2-10	2-2	1	10	11	2	18	2	3	0	2	30	30	
00	Wagner, Ahmad	g	1-1	0-0	0-0	0	0	0	1	2	1	0	0	0	4	4	
10	Williams, Christian	g	0-2	0-0	0-0	1	1	2	1	0	1	3	0	3	11	11	
24	Ellingson, Brady	g	0-1	0-1	0-0	0	2	2	0	0	1	0	0	0	8	8	
25	Uhl, Dom	g	2-4	1-2	5-8	3	5	8	0	10	1	1	5	0	23	23	
51	Baer, Nicholas	g	2-4	1-2	0-0	3	2	5	2	5	1	2	0	0	25	25	
	Team					0	1	1									
	Totals		23-53	6-20	16-23	9	27	36	12	68	16	18	9	10	200	200	

FG % 1st Half: 13-28 46.4% 2nd half: 10-25 40.0% Game: 23-53 43.4%
 3FG % 1st Half: 6-15 40.0% 2nd half: 0-5 0.0% Game: 6-20 30.0%
 FT % 1st Half: 0-2 0.0% 2nd half: 16-21 76.2% Game: 16-23 69.6%

Officials: Tom Eades, Gene Steratore, Rob Kueneman
 Technical fouls: Rutgers-None. Iowa-None.
 Attendance: 11347
 Fouled Out - Rutgers: Diallo (5:42)

Score by periods	1st	2nd	Total
Rutgers	32	30	62
Iowa	32	36	68

Last FG - RUTGERS 2nd-00:01, IOWA 2nd-01:09.
 Largest lead - RUTGERS by 9 2nd-10:12, IOWA by 9 2nd-00:11.
 RUTGERS led for 23:29. IOWA led for 14:57. Game was tied for 01:34.

Score tied - 4 times.
 Lead changed - 8 times.

Game 18 - Iowa 83, #17/19 Purdue 78

Official Basketball Box Score -- Game Totals -- Final Statistics
Purdue vs Iowa
01/12/16 8:05 p.m. at Carver-Hawkeye Arena - Iowa City, IA

Purdue 78 • 14-4, 3-2

#	Player	Total			3-Ptr			Rebounds			PF	TP	A	TO	Blk	Stl	Min
		FG-FGA	FG-FGA	FT-FTA	FG-FGA	FG-FGA	FT-FTA	Off	Def	Tot							
12	Edwards, Vincent	r	2-8	1-3	8-8	1	2	3	1	13	4	2	1	2	28	28	
50	Swanigan, Caleb	r	6-9	2-2	3-4	1	7	8	4	17	3	3	0	0	35	35	
03	Edwards, Carsen	g	3-7	1-4	1-1	0	4	4	2	8	3	1	0	0	19	19	
11	Thompson, P.J.	g	2-5	1-4	0-0	3	1	4	1	5	2	1	0	0	30	30	
31	Mathias, Dakota	g	2-7	2-7	4-4	0	0	0	3	10	4	1	0	2	30	30	
14	Cline, Ryan	g	4-8	4-8	0-2	0	0	0	1	12	0	1	0	0	23	23	
44	Haas, Isaac	g	4-8	0-0	5-6	2	4	6	4	13	1	2	0	1	25	25	
55	Albrecht, Spike	g	0-1	0-0	0-0	0	2	2	0	0	1	0	0	0	10	10	
	Team					0	1	1									
	Totals		23-53	11-28	21-25	7	21	28	16	78	18	11	1	5	200	200	

FG % 1st Half: 14-25 56.0% 2nd half: 9-28 32.1% Game: 23-53 43.4%
 3FG % 1st Half: 7-12 58.3% 2nd half: 4-16 25.0% Game: 11-28 39.3%
 FT % 1st Half: 12-13 92.3% 2nd half: 9-12 75.0% Game: 21-25 84.0%

Iowa 83 • 11-7, 3-2

#	Player	Total			3-Ptr			Rebounds			PF	TP	A	TO	Blk	Stl	Min
		FG-FGA	FG-FGA	FT-FTA	FG-FGA	FG-FGA	FT-FTA	Off	Def	Tot							
05	Cook, Tyler	r	7-10	0-0	2-5	3	3	6	2	16	2	2	0	2	33	33	
35	Pemsl, Cordell	r	2-5	0-0	0-3	3	5	8	3	4	1	1	1	0	20	20	
03	Bohannon, Jordan	g	4-7	2-3	2-2	0	1	1	3	12	9	0	1	0	36	36	
04	Moss, Isaiah	g	1-4	0-1	0-0	0	0	0	1	2	0	0	0	0	16	16	
14	Jok, Peter	g	11-19	4-7	3-4	1	5	6	2	29	8	3	1	1	35	35	
00	Wagner, Ahmad	g	2-3	0-0	0-0	0	0	0	0	2	4	0	1	0	9	9	
10	Williams, Christian	g	2-2	0-0	0-0	0	0	0	0	4	0	0	0	0	4	4	
15	Kriener, Ryan	g	3-4	0-0	0-0	0	2	2	2	6	0	0	0	0	8	8	
24	Ellingson, Brady	g	0-1	0-1	0-0	0	0	0	0	0	0	0	0	0	5	5	
25	Uhl, Dom	g	1-3	0-1	0-0	0	1	1	0	2	0	2	0	0	15	15	
51	Baer, Nicholas	g	1-2	0-1	2-4	1	9	10	3	4	2	0	1	1	19	19	
	Team					1	0	1									
	Totals		34-60	6-14	9-18	9	26	35	18	83	22	10	3	5	200	200	

FG % 1st Half: 18-36 50.0% 2nd half: 16-24 66.7% Game: 34-60 56.7%
 3FG % 1st Half: 2-6 33.3% 2nd half: 4-8 50.0% Game: 6-14 42.9%
 FT % 1st Half: 0-5 0.0% 2nd half: 9-13 69.2% Game: 9-18 50.0%

Officials: Bo Boroski, Paul Szelc, Terry Oglesby
 Technical fouls: Purdue-None. Iowa-None.
 Attendance: 10752

Score by periods	1st	2nd	Total
Purdue	47	31	78
Iowa	38	45	83

Last FG - PURDUE 2nd-02:47, IOWA 2nd-03:02.
 Largest lead - PURDUE by 9 1st-01:33, IOWA by 5 2nd-00:01.
 PURDUE led for 27:29. IOWA led for 07:28. Game was tied for 05:03.

Points In Off 2nd Fast
 PURDUE Paint T/O Chance Break Bench
 IOWA 20 5 9 4 25
 40 12 12 8 20

Score tied - 12 times.
 Lead changed - 20 times.

Game 19 - Northwestern 89, Iowa 54

Official Basketball Box Score -- Game Totals -- Final Statistics
Iowa vs Northwestern
01/15/17 6:30 p.m. at Evanston, Ill. (Welsh-Ryan Arena)

Iowa 54 • 11-8, 3-3 B1G

#	Player	Total			3-Ptr			Rebounds			PF	TP	A	TO	Blk	Stl	Min
		FG-FGA	FG-FGA	FT-FTA	FG-FGA	FG-FGA	FT-FTA	Off	Def	Tot							
35	Pemsl, Cordell	r	0-2	0-0	2-4	1	0	1	0	2	0	2	0	1	13	13	
5	Cook, Tyler	r	3-8	0-0	8-9	0	5	5	2	14	1	2	0	1	29	29	
14	Jok, Peter	g	2-9	0-4	0-0	1	2	3	2	4	0	1	0	0	21	21	
3	Bohannon, Jordan	g	2-7	2-6	0-0	0	3	3	0	6	2	3	0	0	31	31	
4	Moss, Isaiah	g	1-4	0-0	0-0	0	0	0	1	2	1	3	0	0	16	16	
0	Wagner, Ahmad	g	1-1	0-0	0-2	0	1	1	2	2	5	1	0	0	13	13	
10	Williams, Christian	g	2-5	0-0	1-3	2	1	3	1	5	1	0	0	2	18	18	
15	Kriener, Ryan	g	6-7	1-2	1-2	2	0	2	1	14	0	1	0	0	22	22	
24	Ellingson, Brady	g	0-4	0-3	2-2	0	1	2	1	2	0	0	1	1	19	19	
51	Baer, Nicholas	g	1-4	1-2	0-0	1	1	2	3	3	0	1	0	1	18	18	
	Team					1	3	4									
	Totals		18-51	4-17	14-22	8	16	24	13	54	12	14	0	6	200	200	

FG % 1st Half: 10-24 41.7% 2nd half: 8-27 29.6% Game: 18-51 35.3%
 3FG % 1st Half: 2-8 25.0% 2nd half: 2-9 22.2% Game: 4-17 23.5%
 FT % 1st Half: 10-14 71.4% 2nd half: 4-8 50.0% Game: 14-22 63.6%

Northwestern 89 • 15-4, 4-2 B1G

#	Player	Total			3-Ptr			Rebounds			PF	TP	A	TO	Blk	Stl	Min
		FG-FGA	FG-FGA	FT-FTA	FG-FGA	FG-FGA	FT-FTA	Off	Def	Tot							
34	Lumpkin, Sanjay	r	2-2	1-1	0-2	1	6	7	1	5	5	1	0	1	28	28	
4	Law, Vic	r	5-9	2-4	0-0	1	1	2	2	12	3	3	0	1	26	26	
5	Pardon, Derick	c	7-12	0-0	0-2	5	4	9	3	14	2	1	2	2	32	32	
20	Lindsey, Scottie	g	8-15	3-7	3-3	1	7	8	2	22	5	1	0	3	33	33	
30	McIntosh, Bryant	g	9-11	2-3	0-0	0	1	1	1	20	10	1	0	1	32	32	
10	Hall, Charlie	g	0-1	0-1	0-0	0	1	1	0	0	0	0	0	0	1	1	
12	Brown, Isiah	g	3-5	1-2	0-0	0	2	2	3	7	1	2	0	1	16	16	
23	Ash, Jordan	g	1-1	1-1	0-0	0	1	1	0	3	0	0	0	0	2	2	
25	Benson, Barret	g	0-0	0-0	0-0	0	0	0	1	0	0	0	0	0	3	3	
32	Taphorn, Nathan	g	0-3	0-3</													

Game 21 - Illinois 76, Iowa 64

Official Basketball Box Score -- Game Totals -- Final Statistics
Iowa vs Illinois
01/25/17 8:05 p.m. at State Farm Center - Champaign, IL

Iowa 64 • 11-10, 3-5

#	Player	Total		3-Ptr		Rebounds			PF	TP	A	TO	Blk	Stl	Min
		FG-FGA	FG-FGA	FT-FTA	Off	Def	Tot								
05	Cook, Tyler	r	2-6	0-0	1-2	2	1	3	1	5	1	4	0	0	17
35	Pemsl, Cordell	r	3-5	0-0	0-1	3	1	4	3	6	0	0	0	0	11
03	Bohannon, Jordan	g	1-9	1-7	0-0	1	0	1	2	3	4	2	0	1	21
04	Moss, Isaiah	g	0-0	0-0	0-0	0	0	0	0	0	0	1	0	0	6
14	Jok, Peter	g	3-9	1-5	3-3	2	0	2	1	10	1	4	0	0	32
00	Wagner, Ahmad		5-8	0-0	2-5	3	2	5	4	12	3	0	1	1	21
01	Dalley, Maishe		1-2	0-1	0-0	0	1	1	0	2	1	0	0	0	6
10	Williams, Christian		3-7	0-1	1-5	1	2	3	1	7	1	1	0	1	16
15	Kriener, Ryan		2-6	0-1	0-0	0	3	3	3	4	0	0	0	0	11
23	Jones, Dale		0-0	0-0	0-0	0	0	0	0	0	0	0	0	0	0+
24	Ellingson, Brady		0-0	0-0	0-0	0	1	1	1	0	2	0	0	0	8
25	Uhl, Dom		1-3	1-2	0-0	0	4	4	1	3	1	0	1	0	21
51	Baer, Nicholas		5-10	2-6	0-0	3	4	7	2	12	0	1	2	0	30
	Team					1	1	2							
	Totals		26-65	5-23	7-16	16	20	36	19	64	14	13	4	3	200

FG % 1st Half: 10-27 37.0% 2nd half: 16-38 42.1% Game: 26-65 40.0% Deadball Rebounds 4,1
3FG % 1st Half: 1-6 16.7% 2nd half: 4-17 23.5% Game: 5-23 21.7%
FT % 1st Half: 3-9 33.3% 2nd half: 4-7 57.1% Game: 7-16 43.8%

Illinois 76 • 13-8, 3-5

#	Player	Total		3-Ptr		Rebounds			PF	TP	A	TO	Blk	Stl	Min
		FG-FGA	FG-FGA	FT-FTA	Off	Def	Tot								
12	Black, Leron	r	4-6	0-0	2-3	2	5	7	1	10	0	0	0	0	18
22	Morgan, Maverick	c	4-8	0-0	4-5	4	3	7	2	12	1	0	1	0	29
03	Lucas, Te'Jon	g	1-4	1-1	3-4	0	2	2	2	6	6	2	0	2	27
05	Coleman-Lands, Jalen	g	2-7	2-4	0-0	0	2	2	3	6	4	0	0	2	20
21	Hill, Malcolm	g	4-7	1-2	2-2	1	5	6	4	11	3	2	0	2	27
01	Tate, Jaylon		1-1	0-0	1-1	0	1	1	0	3	3	1	0	0	15
02	Nichols, Kipper		1-5	1-2	1-2	1	1	2	3	4	0	0	0	1	16
13	Abrams, Tracy		2-9	1-5	2-2	0	3	3	2	7	1	1	0	1	17
33	Thorne Jr., Mike		0-1	0-0	0-0	1	0	1	1	0	0	1	1	0	10
43	Finke, Michael		7-10	3-5	0-0	2	3	5	1	17	0	2	0	0	21
	Team					2	0	2			3				
	Totals		26-58	9-19	15-19	13	25	38	19	76	18	12	2	8	200

FG % 1st Half: 16-29 55.2% 2nd half: 10-29 34.5% Game: 26-58 44.8% Deadball Rebounds 2,3
3FG % 1st Half: 6-11 54.5% 2nd half: 3-8 37.5% Game: 9-19 47.4%
FT % 1st Half: 2-2 100.0 2nd half: 13-17 76.5% Game: 15-19 78.9%

Officials: D.J. Carstensen, Rob Riley, Kelly Pfeifer
Technical fouls: Iowa-None. Illinois-None.
Attendance: 11787

Score by periods	1st	2nd	Total
Iowa	24	40	64
Illinois	40	36	76

Last FG - IOWA 2nd-00:32, ILL 2nd-01:31.
Largest lead - IOWA None, ILL by 19 1st-04:44.
IOWA led for 00:00. ILL led for 38:53. Game was tied for 00:54.

	In	Off	2nd	Fast	Bench
Points IOWA	38	10	13	4	40
ILL	18	9	6	2	31

Score tied - 0 times.
Lead changed - 0 times.

Game 22 - Iowa 85, Ohio State 72

Official Basketball Box Score -- Game Totals -- Final Statistics
Ohio State vs Iowa
01/28/17 7:05 p.m. at Carver-Hawkeye Arena - Iowa City, IA

Ohio State 72 • 13-9, 3-6

#	Player	Total		3-Ptr		Rebounds			PF	TP	A	TO	Blk	Stl	Min
		FG-FGA	FG-FGA	FT-FTA	Off	Def	Tot								
01	Tate, Jae'Sean	r	8-10	0-0	1-2	0	7	7	4	17	1	4	0	1	29
02	Loving, Marc	r	4-11	1-4	0-0	1	4	5	2	9	3	1	0	0	32
32	Thompson, Trevor	c	0-2	0-0	0-0	3	3	6	5	0	0	2	0	1	13
13	Lyle, JaQuan	g	4-12	1-6	3-4	1	1	2	0	12	6	0	0	1	29
15	Williams, Kam	g	5-14	3-7	1-1	1	1	2	3	14	4	3	0	1	37
00	Potter, Micah		2-3	0-0	0-0	1	1	2	2	4	1	1	0	0	18
03	Jackson, C.J.		2-4	1-2	1-2	1	2	3	2	6	4	1	0	0	18
10	Bell, David		1-3	0-0	3-4	2	2	4	1	5	0	0	0	0	7
24	Wesson, Andre		1-4	1-3	2-4	1	1	2	0	5	0	0	0	0	17
	Team					1	2	3							
	Totals		27-63	7-22	11-17	12	24	36	19	72	19	12	0	4	200

FG % 1st Half: 11-32 34.4% 2nd half: 16-31 51.6% Game: 27-63 42.9% Deadball Rebounds 1
3FG % 1st Half: 2-11 18.2% 2nd half: 5-11 45.5% Game: 7-22 31.8%
FT % 1st Half: 5-8 62.5% 2nd half: 6-9 66.7% Game: 11-17 64.7%

Iowa 85 • 12-10, 4-5

#	Player	Total		3-Ptr		Rebounds			PF	TP	A	TO	Blk	Stl	Min
		FG-FGA	FG-FGA	FT-FTA	Off	Def	Tot								
00	Wagner, Ahmad	r	2-5	0-1	0-2	4	2	6	1	4	1	1	0	0	17
05	Cook, Tyler	r	5-9	1-1	2-5	1	0	1	3	13	0	2	0	0	16
51	Baer, Nicholas	r	3-9	0-3	0-0	2	6	8	0	6	3	0	3	0	26
03	Bohannon, Jordan	g	4-10	4-10	0-0	1	3	4	0	12	1	2	0	2	29
04	Moss, Isaiah	g	2-8	0-1	2-3	0	2	2	3	6	0	1	0	0	19
10	Williams, Christian		0-1	0-0	1-2	0	1	1	1	1	0	1	0	1	11
15	Kriener, Ryan		6-7	0-0	2-2	2	5	7	3	14	2	0	1	0	21
24	Ellingson, Brady		6-9	5-7	0-0	0	4	4	0	17	3	0	0	1	25
25	Uhl, Dom		1-3	0-0	4-6	2	3	5	1	6	6	1	0	1	21
35	Pemsl, Cordell		3-3	0-0	0-0	0	2	2	3	6	5	1	1	0	15
	Team					0	1	1							
	Totals		32-64	10-23	11-20	12	29	41	15	85	21	9	5	5	200

FG % 1st Half: 15-30 50.0% 2nd half: 17-34 50.0% Game: 32-64 50.0% Deadball Rebounds 5
3FG % 1st Half: 6-14 42.9% 2nd half: 4-9 44.4% Game: 10-23 43.5%
FT % 1st Half: 4-8 50.0% 2nd half: 7-12 58.3% Game: 11-20 55.0%

Officials: Donnie Eppley, Paul Szelc, Steve McJunkins
Technical fouls: Ohio State-None. Iowa-None.
Attendance: 15138
Fouled Out - Ohio State: Thompson (6:43)

Score by periods	1st	2nd	Total
Ohio State	29	43	72
Iowa	40	45	85

	In	Off	2nd	Fast	Bench
Points OSU	38	6	6	4	20
IOWA	34	18	17	9	44

Last FG - OSU 2nd-00:29, IOWA 2nd-02:06.
Largest lead - OSU by 2 1st-19:08, IOWA by 20 2nd-07:14.
OSU led for 01:47. IOWA led for 36:49. Game was tied for 01:24.

Score tied - 2 times.
Lead changed - 1 time.

2016-17 IOWA HAWKEYES RADIO/TV ROSTER



#0
AHMAD WAGNER
F, 6-7, 235, So.



#1
MAISHE DAILEY
G, 6-6, 183, Fr.



#3
JORDAN BOHANNON
G, 6-0, 182, Fr.



#4
ISAIAH MOSS
G, 6-5, 205, RS-Fr.



#5
TYLER COOK
F, 6-9, 253, Fr.



#10
CHRISTIAN WILLIAMS
G, 6-5, 200, So.




#11
CHARLIE ROSE
G, 6-4, 185, Jr.



#14
PETER JOK
G, 6-6, 205, Sr.



#15
RYAN KRIENER
F, 6-9, 247, Fr.



#20
RILEY TILL
F, 6-6, 192, Fr.



#23
DALE JONES
F, 6-7, 227, Sr.




#24
BRADY ELLINGSON
G, 6-4, 193, So.



#25
DOM UHL
F, 6-9, 217, Jr.



#35
CORDELL PEMSL
F, 6-8, 249, Fr.



#51
NICHOLAS BAER
F, 6-7, 205, So.



FRAN MCCAFFERY
Head Coach



KIRK SPERAW
Assistant Coach



SHERMAN DILLARD
Assistant Coach



ANDREW FRANCIS
Assistant Coach

IOWA HAWKEYE BASKETBALL
Iowa Combined Team Statistics (as of Jan 28, 2017)
Conference games

RECORD:	OVERALL	HOME	AWAY	NEUTRAL
ALL GAMES	4-5	4-1	0-4	0-0
CONFERENCE	4-5	4-1	0-4	0-0
NON-CONFERENCE	0-0	0-0	0-0	0-0

##	Player	gp-gs	min	avg	Total		3-Point		F-Throw		Rebounds				pf	dq	a	to	blk	stl	pts	avg		
					fg-fga	fg%	3fg-fga	3fg%	ft-fa	ft%	off	def	tot	avg										
14	Jok, Peter	8-8	246	30.8	52-124	.419	19-59	.322	24-27	.889	8	35	43	5.4	19	1	20	25	1	9	147	18.4		
05	Cook, Tyler	9-8	215	23.9	36-75	.480	1-2	.500	24-39	.615	18	23	41	4.6	21	0	6	19	1	7	97	10.8		
03	Bohannon, Jordan	9-9	278	30.9	27-78	.346	17-55	.309	10-10	1.000	5	18	23	2.6	12	0	42	18	1	10	81	9.0		
15	Kriener, Ryan	6-0	85	14.2	20-32	.625	1-3	.333	3-4	.750	6	16	22	3.7	13	0	3	3	1	1	44	7.3		
35	Pemsl, Cordell	9-8	189	21.0	26-53	.491	0-0	.000	12-23	.522	15	24	39	4.3	23	0	12	16	9	5	64	7.1		
51	Baer, Nicholas	9-1	236	26.2	24-51	.471	9-25	.360	4-10	.400	20	40	60	6.7	16	0	15	8	15	10	61	6.8		
04	Moss, Isaiah	9-9	165	18.3	20-51	.392	4-15	.267	6-7	.857	2	10	12	1.3	10	0	2	11	1	1	50	5.6		
00	Wagner, Ahmad	9-2	114	12.7	16-32	.500	0-1	.000	8-17	.471	15	8	23	2.6	15	0	12	4	2	5	40	4.4		
24	Ellingson, Brady	9-0	126	14.0	12-29	.414	9-19	.474	6-6	1.000	1	11	12	1.3	5	0	12	2	0	3	39	4.3		
25	Uhl, Dom	7-0	110	15.7	8-20	.400	2-6	.333	9-14	.643	6	19	25	3.6	2	0	10	6	6	3	27	3.9		
10	Williams, Christian	9-0	94	10.4	7-26	.269	0-2	.000	5-12	.417	5	8	13	1.4	7	0	8	10	0	8	19	2.1		
01	Dailey, Maishe	2-0	13	6.5	2-3	.667	0-1	.000	0-0	.000	0	1	1	0.5	0	0	1	0	0	0	4	2.0		
23	Jones, Dale	2-0	4	2.0	0-2	.000	0-2	.000	0-0	.000	0	2	2	1.0	0	0	0	0	0	0	0	0.0		
Team											14	10	24											
Total.....		9	1875		250-576	.434	62-190	.326	111-169	.657	115	225	340	37.8	143	1	143	122	37	62	673	74.8		
Opponents.....		9	1875		271-573	.473	87-218	.399	97-142	.683	102	238	340	37.8	162	4	186	121	29	79	726	80.7		

TEAM STATISTICS	IOWA	OPP	Date	Opponent	Score	Att.
SCORING	673	726	* 12/28/16	at Purdue	L 67-89	14804
Points per game	74.8	80.7	* 01/01/17	MICHIGAN	Wot 86-83	13988
Scoring margin	-5.9	-	* 01/05/17	at Nebraska	Lo2 90-93	14939
FIELD GOALS-ATT	250-576	271-573	* 01/08/17	RUTGERS	W 68-62	11347
Field goal pct	.434	.473	* 01/12/17	PURDUE	W 83-78	10752
3 POINT FG-ATT	62-190	87-218	* 01/15/17	at Northwestern	L 54-89	7732
3-point FG pct	.326	.399	* 01/19/17	MARYLAND	L 76-84	11040
3-pt FG made per game	6.9	9.7	* 01/25/17	at Illinois	L 64-76	11787
FREE THROWS-ATT	111-169	97-142	* 01/28/17	OHIO STATE	W 85-72	15138
Free throw pct	.657	.683	* = Conference game			
F-Throws made per game	12.3	10.8	^ = Emerald Coast Classic - Niceville, Florida			
REBOUNDS	340	340	# = The Hy-Vee Classic - Des Moines, Iowa			
Rebounds per game	37.8	37.8				
Rebounding margin	+0.0	-				
ASSISTS	143	186				
Assists per game	15.9	20.7				
TURNOVERS	122	121				
Turnovers per game	13.6	13.4				
Turnover margin	-0.1	-				
Assist/turnover ratio	1.2	1.5				
STEALS	62	79				
Steals per game	6.9	8.8				
BLOCKS	37	29				
Blocks per game	4.1	3.2				
ATTENDANCE	62265	49262				
Home games-Avg/Game	5-12453	4-12316				
Neutral site-Avg/Game	-	0-0				

Score by Periods	1st	2nd	OT	OT2	Totals
Iowa	296	349	21	7	673
Opponents	355	343	18	10	726

IOWA HAWKEYE BASKETBALL
Iowa Combined Team Statistics (as of Jan 28, 2017)
All games

RECORD:	OVERALL	HOME	AWAY	NEUTRAL
ALL GAMES	12-10	11-3	0-5	1-2
CONFERENCE	4-5	4-1	0-4	0-0
NON-CONFERENCE	8-5	7-2	0-1	1-2

##	Player	gp-gs	min	avg	Total		3-Point		F-Throw		Rebounds				pf	dq	a	to	blk	stl	pts	avg
					fg-fga	fg%	3fg-fga	3fg%	ft-fa	ft%	off	def	tot	avg								
14	Jok, Peter	21-21	622	29.6	147-334	.440	61-159	.384	86-94	.915	20	103	123	5.9	43	1	49	48	1	24	441	21.0
05	Cook, Tyler	15-14	369	24.6	67-130	.515	2-8	.250	43-71	.606	33	40	73	4.9	31	0	14	37	4	10	179	11.9
35	Pemsl, Cordell	22-14	429	19.5	78-123	.634	0-1	.000	41-79	.519	36	71	107	4.9	53	0	25	35	20	12	197	9.0
03	Bohannon, Jordan	22-16	618	28.1	62-185	.335	45-129	.349	25-28	.893	7	46	53	2.4	31	0	103	50	1	16	194	8.8
51	Baer, Nicholas	22-9	508	23.1	53-121	.438	21-64	.328	24-37	.649	49	88	137	6.2	51	1	40	18	30	29	151	6.9
04	Moss, Isaiah	22-16	378	17.2	56-127	.441	18-52	.346	18-22	.818	5	30	35	1.6	32	1	15	25	7	7	148	6.7
24	Ellingson, Brady	22-0	315	14.3	36-68	.529	22-41	.537	18-18	1.000	2	21	23	1.0	22	0	18	7	0	6	112	5.1
00	Wagner, Ahmad	22-7	348	15.8	39-78	.500	0-2	.000	30-61	.492	36	38	74	3.4	50	0	36	18	12	16	108	4.9
25	Uhl, Dom	20-7	337	16.9	27-75	.360	7-30	.233	30-46	.652	24	56	80	4.0	20	0	26	26	9	5	91	4.6
15	Kriener, Ryan	16-0	153	9.6	31-52	.596	1-5	.200	9-14	.643	13	35	48	3.0	25	0	6	10	5	4	72	4.5
01	Dailey, Maishe	9-0	79	8.8	10-21	.476	4-12	.333	1-4	.250	3	16	19	2.1	3	0	4	3	1	3	25	2.8
10	Williams, Christian	22-6	305	13.9	21-65	.323	2-11	.182	9-18	.500	9	30	39	1.8	21	0	38	23	1	19	53	2.4
11	Rose, Charlie	6-0	8	1.3	1-3	.333	0-1	.000	0-0	.000	0	1	1	0.2	3	0	1	1	0	0	2	0.3
23	Jones, Dale	3-0	6	2.0	0-3	.000	0-2	.000	0-0	.000	0	3	3	1.0	1	0	1	1	0	0	0	0.0
Team											27	27	54		1							
Total.....		22	4475		628-1385	.453	183-517	.354	334-492	.679	264	605	869	39.5	387	3	376	302	91	151	1773	80.6
Opponents.....		22	4475		624-1430	.436	192-522	.368	274-398	.688	273	575	848	38.5	431	10	375	304	58	172	1714	77.9

TEAM STATISTICS	IOWA	OPP	Date	Opponent	Score	Att.
SCORING	1773	1714	11/11/16	KENNESAW STATE	w 91-74	13007
Points per game	80.6	77.9	11/13/16	SAVANNAH STATE	w 116-84	11371
Scoring margin	+2.7	-	11/17/16	SETON HALL	L 83-91	10391
FIELD GOALS-ATT	628-1385	624-1430	11/20/16	UT RIO GRANDE VALLEY	w 95-67	11596
Field goal pct	.453	.436	^ 11/25/16	vs Virginia	L 41-74	2196
3 POINT FG-ATT	183-517	192-522	^ 11/26/16	vs Memphis	L 92-100	2196
3-point FG pct	.354	.368	11/29/16	at Notre Dame	L 78-92	7660
3-pt FG made per game	8.3	8.7	12/03/16	OMAHA	L 89-98	11618
FREE THROWS-ATT	334-492	274-398	12/05/16	STETSON	w 95-68	9839
Free throw pct	.679	.688	12/08/16	IOWA STATE	w 78-64	13956
F-Throws made per game	15.2	12.5	# 12/17/16	vs Northern Iowa	w 69-46	15028
REBOUNDS	869	848	12/20/16	NORTH DAKOTA	w 84-73	11099
Rebounds per game	39.5	38.5	12/22/16	DELAWARE STATE	w 89-57	11886
Rebounding margin	+1.0	-	* 12/28/16	at Purdue	L 67-89	14804
ASSISTS	376	375	* 01/01/17	MICHIGAN	Wot 86-83	13988
Assists per game	17.1	17.0	* 01/05/17	at Nebraska	Lo2 90-93	14939
TURNOVERS	302	304	* 01/08/17	RUTGERS	w 68-62	11347
Turnovers per game	13.7	13.8	* 01/12/17	PURDUE	w 83-78	10752
Turnover margin	+0.1	-	* 01/15/17	at Northwestern	L 54-89	7732
Assist/turnover ratio	1.2	1.2	* 01/19/17	MARYLAND	L 76-84	11040
STEALS	151	172	* 01/25/17	at Illinois	L 64-76	11787
Steals per game	6.9	7.8	* 01/28/17	OHIO STATE	w 85-72	15138
BLOCKS	91	58				
Blocks per game	4.1	2.6				
ATTENDANCE	167028	76342				
Home games-Avg/Game	14-11931	5-11384				
Neutral site-Avg/Game	-	3-6473				

* = Conference game
^ = Emerald Coast Classic - Niceville, Florida
= The Hy-Vee Classic - Des Moines, Iowa

Score by Periods	1st	2nd	OT	OT2	Totals
Iowa	850	895	21	7	1773
Opponents	804	882	18	10	1714