

2012-13 IOWA HAWKEYE BASKETBALL GAME NOTES



3 Final Fours
8 Big Ten Championships
2 Big Ten Tournament Titles

GAME 32 // NORTHWESTERN (13-18, 4-14) vs. IOWA (20-11, 9-9)
Thursday, March 14, 2013 • 8 p.m. (CT)
2013 Big Ten Tournament
Chicago, Illinois • United Center
Radio: Hawkeye Radio Network; Sirius TBA and XM TBA
Radio Talent: Gary Dolphin (pxp), Bob Hansen (analyst)
TV: ESPN2 (WatchESPN)
TV Talent: Mike Tirico, Dan Dakich, and Samantha Ponder
Live Stats / Audio: hawkeyesports.com

Iowa Athletic Communications

5300 Carver-Hawkeye Arena, Iowa City, IA 52242
 Phone: 319-335-9411 • Fax: 319-335-9417
hawkeyesports.com • hawkeyebasketball.com

MBB CONTACT: MATTHEW WEITZEL
office: 319-335-6590 • **cell:** 319-430-8176
email: matthew-weitzel@hawkeyesports.com
Twitter: @BigWeitz

2012-13 Schedule / Results

20-11 Overall, 9-9 Big Ten

Nov. 9	UT-Pan American	W, 86-55
Nov. 12	Central Michigan	W, 73-61
Nov. 15	Howard #	W, 66-36
Nov. 17	Gardner-Webb #	W, 65-56
Nov. 20	vs. Western Kentucky ^	W, 63-55
Nov. 21	vs. Wichita State ^	L, 63-75
Nov. 27	at Virginia Tech %	L, 79-95
Dec. 1	Texas A&M-Corpus Christi	W, 88-59
Dec. 4	South Dakota	W, 87-63
Dec. 7	Iowa State +	W, 80-71
Dec. 15	vs. Northern Iowa *	W, 80-73
Dec. 19	South Carolina State	W, 90-46
Dec. 22	Coppin State	W, 80-50
Dec. 31	#5 Indiana	L, 65-69
Jan. 6	at #2 Michigan	L, 67-95
Jan. 10	#18 Michigan State	L, 59-62
Jan. 13	at Northwestern	W, 70-50
Jan. 19	Wisconsin	W, 70-66
Jan. 22	at #14 Ohio State	L, 63-72
Jan. 27	at Purdue	L, 62-65 (OT)
Jan. 31	Penn State	W, 76-67
Feb. 3	at #23 Minnesota	L, 59-62
Feb. 6	at Wisconsin	L, 70-74 (2OT)
Feb. 9	Northwestern	W, 71-57
Feb. 14	at Penn State	W, 74-72
Feb. 17	Minnesota	W, 72-51
Feb. 21	at Nebraska	L, 60-64
Feb. 27	Purdue	W, 58-48
March 2	at #1 Indiana	L, 60-73
March 5	Illinois	W, 63-55
March 9	Nebraska	W, 74-60
March 14	vs. Northwestern ~	8 p.m.

all times listed are Central

-- Cancun Challenge Preliminary Games
 % -- ACC / Big Ten Challenge
 + -- Iowa Corn Cy-Hawk Series
 ^ -- Cancun Challenge - Cancun, Mexico
 * -- Hy-Vee Big Four Classic - Des Moines, Iowa
 ~ -- Big Ten Tournament - Chicago

Pronunciation Guide

Kirk Speraw..... SPEAR-awe
 Melsahn Basabe..... Bah-SAAB-ee
 Mike Gesell..... GAH-zelle
 Josh Oglesby..... Oh-gulls-BEE
 Gabriel Olaseni..... Oh-lah-SHANE-ee

AP NR
 USA NR
 RPI 72

IOWA HAWKEYES

2012-13 Record: 20-11
Big Ten Record: 9-9
Head Coach: Fran McCaffery
Career Record: 300-225 (17th year)
Iowa Record: 49-48 (3rd year)

STATISTICAL LEADERS
Points: Roy Devyn Marble (14.1)
Rebounds: Aaron White (6.2)
Assists: Anthony Clemmons (3.1)
Steals: Mike Gesell (1.2)
Blocks: Melsahn Basabe (1.1)

GAME INFORMATION

Date: Thursday, March 14, 2013
Tip-off: 8 p.m. (CT)
Location: Chicago, Illinois
Arena: United Center
TV: ESPN2 (WatchESPN)
Radio: Sirius TBA & XM TBA
 WMT-AM 600 (Cedar Rapids)
 WHO-AM 1040 (Des Moines)
 KXIC-AM 800 (Iowa City)

SERIES
Series: Iowa leads, 110-57
at Neutral Site: Iowa leads, 1-0
Last Meeting: Feb. 9, 2013 (UI, 71-57)
McCaffery vs. Northwestern: 2-4
Carmody vs. Iowa: 12-12

MULTIMEDIA
Audio / Live Stats: hawkeyesports.com
Twitter Updates: @IowaHoops

AP NR
 USA NR
 RPI 162

NORTHWESTERN WILDCATS

2012-13 Record: 13-18
Big Ten Record: 4-14
Head Coach: Bill Carmody
Career Record: 284-234 (18th year)
N'western Record: 192-209 (14th year)

STATISTICAL LEADERS
Points: Reggie Hearn (13.2)
Rebounds: Reggie Hearn (4.4)
Assists: Dave Sobolewski (3.9)
Steals: Reggie Hearn (1.2)
Blocks: Alex Olah (0.8)

Big Ten Tournament Storylines

- Iowa has been the No. 6 seed at the Big Ten Tournament only once before, 2001. That year, the Hawkeyes won four games in four days, becoming the only team to accomplish the feat at a Big Ten Tournament. Coincidentally, Iowa also played Northwestern in the first round that year.
- Iowa enters the Big Ten Tournament winners of six of its last eight games. The last time an Iowa team finished the regular season winning 6-of-8 Big Ten contests was the 1995-96 season.
- Roy Devyn Marble has averaged 17.6 points the last seven games, which is the fourth-best scoring average in the Big Ten since Feb. 9. Marble became just the sixth Hawkeye ever to amass 1,000+ points, 300+ rebounds and 200+ assists as a junior.
- Iowa has four top-50 RPI wins and six top-100 RPI victories.
- Six of Iowa's eight Big Ten losses have come by margins of four points or less, including three by three points or less. Two of those three defeats came in overtime (one in double overtime).
- Roy Devyn Marble (coaches) and Aaron White (media) are third team All-Big Ten honorees.
- Aaron White is one of only three Big Ten players to average 13.6 points and 6.2 or more rebounds. The other two are Cody Zeller of Indiana and Deshaun Thomas of Ohio State.
- Fran McCaffery notched career victory No. 300 in Iowa's last game vs. Nebraska on March 9; the Hawkeyes' next triumph will give McCaffery his 50th win at Iowa.

Iowa Projected Starting Lineup

 G • 4 • Roy Devyn Marble 6-6 • 194 • Jr. • Southfield, MI PTS 14.1 REB 3.9 FG% .404 FT% .819	 F • 30 • Aaron White 6-8 • 219 • So. • Strongsville, OH PTS 13.6 REB 6.2 FG% .494 FT% .737
 G • 25 • Eric May 6-5 • 219 • Sr. • Dubuque, IA PTS 4.9 REB 3.8 FG% .462 FT% .767	 F • 1 • Melsahn Basabe 6-7 • 221 • Jr. • Glen Cove, NY PTS 7.1 REB 4.7 FG% .516 FT% .679
 C • 34 • Adam Woodbury 7-1 • 235 • Fr. • Sioux City, IA PTS 5.0 REB 4.8 FG% .500 FT% .476	

Inside the Numbers

	IOWA	NEB
Scoring Average	70.7	60.8
Scoring Defense	63.1	63.4
Scoring Margin	+7.6	-2.6
FG%	.423	.402
FG% Defense	.387	.430
FT%	.726	.676
3-PT FG%	.299	.342
3-PT FG% Defense	.291	.346
Rebound Margin	+4.6	-6.5
Assists Per Game	15.3	14.6
Turnovers Per Game	12.7	10.7
Steals Per Game	6.9	5.7
Blocks Per Game	4.9	3.1

Miscellaneous Statistics

Double-Figure Scoring Games...					
Player	09-10	10-11	11-12	12-13	Career
Roy Devyn Marble	---	5	23	23	51
Aaron White	---	---	18	23	41
Melsahn Basabe	---	17	14	8	39
Eric May	10	13	5	4	32
Zach McCabe	---	4	10	5	19
Mike Gesell	---	---	---	12	12
Josh Oglesby	---	---	6	6	12
Adam Woodbury	---	---	---	5	5
Anthony Clemmons	---	---	---	4	4
Gabriel Olaseni	---	---	---	1	1

20-Point Scoring Games...					
Player	09-10	10-11	11-12	12-13	Career
Roy Devyn Marble	---	---	2	7	9
Aaron White	---	---	2	4	6
Melsahn Basabe	---	5	---	---	5
Zach McCabe	---	---	3	---	3
Eric May	---	1	1	---	2
Josh Oglesby	---	---	2	---	2
Mike Gesell	---	---	---	1	1

Double-Figure Rebounding Games...					
Player	09-10	10-11	11-12	12-13	Career
Melsahn Basabe	---	8	3	4	15
Aaron White	---	---	4	3	7
Zach McCabe	---	---	1	---	1
Eric May	1	---	---	---	1
Gabriel Olaseni	---	---	---	1	1

Double-Doubles...					
Player	09-10	10-11	11-12	12-13	Career
Melsahn Basabe	---	6	3	2	11
Aaron White	---	---	4	3	7
Eric May	1	---	---	---	1

4+ Three-Pointer Games...					
Player	09-10	10-11	11-12	12-13	Career
Josh Oglesby	---	---	3	2	5
Eric May	3	---	---	---	3
Roy Devyn Marble	---	---	1	2	3
Zach McCabe	---	1	---	1	2
Mike Gesell	---	---	---	1	1

5+ Assists Games...					
Player	09-10	10-11	11-12	12-13	Career
Roy Devyn Marble	---	---	11	4	15
Anthony Clemmons	---	---	---	9	9
Mike Gesell	---	---	---	5	5
Eric May	---	---	1	2	3

3+ Steals Games...					
Player	09-10	10-11	11-12	12-13	Career
Roy Devyn Marble	---	---	7	3	10
Eric May	3	5	1	1	10
Aaron White	---	---	2	4	6
Mike Gesell	---	---	---	4	4
Zach McCabe	---	1	2	---	3
Anthony Clemmons	---	---	---	3	3

3+ Blocks Games...					
Player	09-10	10-11	11-12	12-13	Career
Melsahn Basabe	---	4	3	5	12
Gabriel Olaseni	---	---	1	4	5
Eric May	3	---	---	---	3
Adam Woodbury	---	---	---	3	3
Aaron White	---	---	2	1	3
Roy Devyn Marble	---	---	1	---	1

2012-13 Margin of Victory/Defeat

Points	1	2	3	4	5	6	7	8	9	10+	15+	20+
Wins	0	1	0	1	0	0	1	2	2	4	0	8
Losses	0	0	3	3	0	0	0	0	1	2	1	1

THE SETTING

Iowa (20-11, 9-9) earned the No. 6 seed at this week's Big Ten men's basketball tournament and will square-off against 11th-seeded Northwestern (13-18, 4-14) Thursday in the first round. Tipoff is scheduled for approximately 8 p.m. (CT) at the United Center in Chicago. The winner will face No. 3 seed Michigan State at approximately 8 p.m. (CT) on Friday. That contest will be televised on BTN. The tournament is sold out.

ON THE AIR

Radio: All Iowa games at the Big Ten Tournament will be broadcast on the Hawkeye Radio Network. Gary Dolphin handles the play-by-play, along with color commentator Bob Hansen. The network includes more than 40 stations that blanket the state of Iowa and include portions of Illinois, Nebraska, Minnesota, Missouri and Wisconsin. The Hawkeye Radio Network coverage includes a 60-minute pregame show.

Television: Thursday night's game will be televised on ESPN2 (WatchESPN). Mike Tirico, Dan Dakich and Samantha Ponder will call the action.

HAWKEYES DROP NEBRASKA IN REGULAR SEASON FINALE

- Iowa avenged its road loss at Nebraska earlier in the season with a 74-60 win on "Senior Day" in Iowa City last Saturday afternoon.
- Leading by two points (46-44) with 14:21 left in the game, the Hawkeyes went on a 17-0 run the next 8:30 minutes to pull away from the Huskers.
- Four Hawkeyes scored double digits; Aaron White (19), Adam Woodbury (12), Melsahn Basabe (11) and Anthony Clemmons (11). Basabe tallied his 11th career double-double and second of the year, grabbing a season-high 13 boards to go along with his 11 points.
- Iowa improved to 10-1 this season when Aaron White scores 16 points or more.
- The win gave head coach Fran McCaffery his 300th career victory.
- Roy Devyn Marble drained a 3-pointer at the 16:04 mark of the first half to put the junior over the 1,000 career point mark. He becomes the 41st Hawkeyes to reach the milestone and 29th to accomplish the feat in three years or less.
- The Hawkeyes finished with nine conference wins and in sixth place in the Big Ten for the first time since 2007.
- Iowa finished with a season-high field goal percentage of 57.1% (28-of-49). The Hawkeyes assisted on 21 of their 28 field goals. The Black and Gold shot 72.7 percent in the second half, making 16 of its 22 attempts.
- The Hawkeyes outrebounded the Huskers by 17 (39-22), their best rebounding margin in a Big Ten game this season.

2012-13 Iowa Hawkeye Roster

No.	Name	Pos.	Ht.	Wt.	Yr.	Hometown (High School/College)
0	Gabriel Olaseni	C	6-10	229	So.	London, England (Sunrise Christian Academy - Kan.)
1	Melsahn Basabe	F	6-7	221	Jr.	Glen Cove, N.Y. (St. Mark's)
2	Josh Oglesby	G	6-5	202	So.	Cedar Rapids, Iowa (Washington)
4	Roy Devyn Marble	G/F	6-6	194	Jr.	Southfield, Mich. (Lathrup)
5	Anthony Clemmons	G	6-1	192	Fr.	Lansing, Mich. (Sexton)
10	Mike Gesell	G	6-1	185	Fr.	South Sioux City, Neb. (South Sioux City)
11	Christopher Rickert	F	6-3	180	Sr.	Sioux City, Iowa (Bishop Heelan)
13	Kyle Denning	G	6-2	165	So.	Cedar Falls, Iowa (Northern University HS)
15	Zach McCabe	F	6-7	235	Jr.	Sioux City, Iowa (Bishop Heelan)
20	Jarrod Uthoff	F	6-8	200	Fr.-RS	Cedar Rapids, Iowa (Jefferson)
24	Patrick Ingram	G	6-2	211	Fr.	Indianapolis, Ind. (North Central)
25	Eric May	F	6-5	219	Sr.	Dubuque, Iowa (Wahlert)
30	Aaron White	F	6-8	218	So.	Strongsville, Ohio (Strongsville)
34	Adam Woodbury	C	7-1	235	Fr.	Sioux City, Iowa (East)
35	Darius Stokes	F	6-7	203	So.	Cedar Rapids, Iowa (Linn-Mar)
42	Kyle Meyer	F	6-10	222	Fr.	Alpharetta, Ga. (Northview)

Head Coach: Fran McCaffery

Assistant Coaches: Kirk Speraw, Sherman Dillard, Andrew Francis

Head Coach Fran McCaffery

Fran McCaffery is in his third season as the head basketball coach at the University of Iowa and his 17th year overall as a college head coach. McCaffery spent five seasons (2005-10) as the head coach at Siena, six years at UNC-Greensboro (1999-2005) and three seasons at Lehigh (1985-88) before joining the Hawkeyes.



McCaffery has three decades of Division I coaching experience. He completed his 30th season as a collegiate coach in 2012, which includes 16 years as a head coach and 14 as an assistant.

McCaffery, 53, holds a career mark of 300-225 (.571) and guided his teams to seven postseason appearances (five NCAA, two NIT). He is 49-48 (.505) at Iowa.

McCaffery's five years at Siena were the best in its 70-year history. He led the Saints on an incredible run that ended with three straight Metro Atlantic Athletic Conference championships and NCAA Tournament appearances. In so doing, Siena became the only program in the country to win its regular season and postseason title the last three years.

McCaffery's Saints owned a 112-51 (.687) record in his five years with the program. He guided the Saints to four consecutive 20-win seasons, something that has never been accomplished before at the Siena.

The 2009 MAAC Coach of the Year and 2010 District I Coach of the Year is the third winningest coach, by percentage, in league history (68-22, .756). He is the only coach to guide a MAAC program to two NCAA Tournament wins. McCaffery led his 2008 and 2009 teams to first round NCAA Tournament victories over Vanderbilt and Ohio State, respectively.

In his final two seasons at Siena, he coached the Saints to back-to-back 27-win campaigns and boasted a combined 39-3 (.929) record against MAAC opponents, which included MAAC Tournament contests.

McCaffery began his coaching career as an assistant at Penn (1982-83) and Lehigh (1983-85). Then at age 26, he became the nation's youngest Division I head coach when hired by Lehigh in 1985. After three seasons as head coach at Lehigh, he spent 11 seasons as an assistant at Notre Dame (1988-99).

McCaffery played basketball at Wake Forest his freshman year (1977-78) and then concluded his collegiate playing career at Penn his final three seasons (1979-82).

He earned his B.S. degree in Economics from The Wharton School (Penn) in 1982. McCaffery also earned a Master of Education from Lehigh in 1985.

COACHING HONORS

NABC District I Coach of the Year, 2009-10
MAAC Coach of the Year, 2008-09

HEAD COACHING EXPERIENCE

Lehigh (1985-88):49-39 (.557); 8-6 (.571) League
UNC-Greensboro (1999-05).....90-87 (.508); 49-47 (.510) League
Siena (2005-10)112-51 (.687); 68-22 (.756) League
Iowa (2010-present):49-48 (.505); 21-33 (.389) League

McCaffery File

Born: May 23, 1959
Hometown: Philadelphia, Pa.
High School: LaSalle, 1977
College: B.S. in Economics, The Wharton School (Penn), 1982
Master of Education, Lehigh, 1985
Family: Wife, Margaret
Sons, Connor, Patrick and Jonathan Francis
Daughter, Marit Katherine
Brother, Jack (sportswriter in Philadelphia area)

Coaching Honors

MAAC Coach of the Year, 2009
NABC District I Coach of the Year, 2009-10

Coaching History (30 years)

1982-83	Assistant Coach, Penn
1983-85	Assistant Coach, Lehigh
1985-88	Head Coach, Lehigh
1988-99	Assistant Coach, Notre Dame
1999-05	Head Coach, UNC-Greensboro
2005-10	Head Coach, Siena
2010-present	Head Coach, University of Iowa

Coaching Chart

Overall (17 seasons): 300-225 (.571)
At Iowa (three seasons): 49-48 (.505)
At Siena (five seasons): 112-51 (.688)
At UNCG (six seasons): 90-87 (.508)
At Lehigh (three seasons): 49-40 (.551)
NCAA Tournament (five appearances*): 2-5
NIT (two appearances): 1-2

**McCaffery is the first coach to bring three different programs from one-bid leagues to the NCAA Tournament (conferences that sent just one team the year his program advanced).*

McCaffery in Postseason Play

1988	NCAA Tournament - - Lehigh
1989	NCAA Tournament - - Notre Dame
1990	NCAA Tournament - - Notre Dame
1992	NIT - - Notre Dame
1997	NIT - - Notre Dame
2001	NCAA Tournament - - UNC-Greensboro
2002	NIT - - UNC-Greensboro
2008	NCAA Tournament - - Siena
2009	NCAA Tournament - - Siena
2010	NCAA Tournament - - Siena
2012	NIT - - Iowa

Playing Experience

Wake Forest, 1977-78
Penn, 1979-82

2012-13 Big Ten Standings/Schedule

Team	Big Ten	Pct.	Overall	Pct.
Indiana	14-4	.778	26-5	.839
Ohio State	13-5	.722	23-7	.767
Michigan State	13-5	.722	24-7	.774
Wisconsin	12-6	.667	21-10	.677
Michigan	12-6	.667	25-6	.806
IOWA	9-9	.500	20-11	.645
Illinois	8-10	.444	21-11	.656
Minnesota	8-10	.444	20-11	.645
Purdue	8-10	.444	15-16	.484
Nebraska	5-13	.278	14-17	.452
Northwestern	4-14	.222	13-18	.419
Penn State	2-16	.111	10-20	.333

Thursday, March 14

- #8 Illinois vs. #9 Minnesota 11 a.m. (BTN)
- #5 Michigan vs. #12 Penn State, 1:30 p.m. (BTN)
- #7 Purdue vs. #10 Nebraska, 5:30 p.m. (ESPN2)
- #6 Iowa vs. #11 Northwestern, 8 p.m. (ESPN2)

Friday, March 15

- #1 Indiana vs. #8 Illinois/#9 Minnesota, 11 a.m. (ESPN)
- #4 Wisconsin vs. #5 Michigan/#12 Penn St, (ESPN)
- #2 Ohio St vs. #7 Purdue/#10 Nebraska, 5:30 p.m. (BTN)
- #3 Mich St vs. #6 Iowa/#11 N'western, 8 p.m. (BTN)

All times are Central

IOWA STATISTICAL CATEGORY LEADERS

LED IN SCORING:	White	(15)
REACHED DOUBLE FIGURES:	Marble	(23)
30+ POINT GAMES:	Marble	(1)
20+ POINT GAMES:	Marble	(7)
LED IN REBOUNDING:	White	(11)
DOUBLE-FIGURE REBOUNDS:	Basabe	(4)
DOUBLE-DOUBLES:	White	(3)
LED IN ASSISTS:	Marble	(12)
LED IN STEALS:	White	(9)
LED IN BLOCKS:	Olaseni	(13)
5+ FTA GAMES:	White	(24)

*includes ties for team lead

LATE GAME CLUTCH FREE THROW SHOOTING

IN FINAL FIVE MINUTES OF GAME

Player	FTM	FTA	Pct.
Gabriel Olaseni	2	2	1.000
Roy Devyn Marble	43	54	.796
Mike Gesell	12	16	.750
Eric May	9	12	.750
Melsahn Basabe	8	11	.727
Anthony Clemmons	9	13	.692
Zach McCabe	8	12	.667
Josh Oglesby	4	6	.667
Aaron White	29	51	.569
Darius Stokes	2	4	.500
Pat Ingram	3	8	.375
Christopher Rickert	0	2	.000
Adam Woodbury	0	1	.000
TOTALS	134	192	.698

IN FINAL TWO MINUTES OF GAME

Player	FTM	FTA	Pct.
Gabriel Olaseni	2	2	1.000
Mike Gesell	11	13	.846
Eric May	3	5	.750
Roy Devyn Marble	25	35	.714
Zach McCabe	7	10	.700
Aaron White	27	42	.625
Anthony Clemmons	5	8	.625
Pat Ingram	3	6	.500
Darius Stokes	1	2	.500
Melsahn Basabe	3	6	.500
Josh Oglesby	2	4	.500
Christopher Rickert	0	2	.000
TOTALS	89	135	.659

IN FINAL ONE MINUTE OF GAME

Player	FTM	FTA	Pct.
Mike Gesell	8	10	.800
Roy Devyn Marble	19	24	.792
Eric May	3	4	.750
Pat Ingram	3	4	.750
Aaron White	17	25	.680
Anthony Clemmons	5	8	.625
Melsahn Basabe	1	2	.500
Zach McCabe	1	2	.500
Josh Oglesby	2	3	.667
Christopher Rickert	0	2	.000
TOTALS	59	84	.702

2012-13 Captains

Iowa captains are senior Eric May and junior Roy Devyn Marble

IOWA IN THE BIG TEN TOURNAMENT

Iowa has posted a 14-13 record in Big Ten Tournament games. The Hawkeyes earned tournament titles in 2001 and 2006 and lost in the title game in 2002. Only Ohio State (19-9), Illinois (23-13), Michigan State (18-12) and Wisconsin (15-13) have more wins and a higher winning percentage than the Hawkeyes. Ohio State and Michigan State have won three tournament titles, while Illinois, Iowa, Wisconsin and Michigan State have two tournament titles (Ohio State was forced to vacate its 2002 title).

Iowa has played ten different teams in the event, having met each team except Nebraska at least once. Iowa is the only team to claim the tournament title by winning four games in four days, that taking place in 2001 (was also a No. 6 seed).

Iowa has been eliminated by the tournament champion in four of the 13 tournaments it did not win, including Michigan in the 1998 quarterfinals, Michigan State in the 2000 quarterfinals and 2012 quarterfinals, and Ohio State in the 2002 title game.

The Hawkeyes lost five straight Big Ten Tournament games (2007-11) before knocking off Illinois (64-61) last season in the first round.

Following is Iowa's record vs. each team:

Illinois	1-0	Northwestern	1-0
Indiana	2-0	Ohio State	2-2
Michigan	0-5	Penn State	1-0
Michigan State	2-3	Purdue	2-1
Minnesota	2-0	Wisconsin	1-2



IOWA BY SEEDING

This marks the second time in tournament history that Iowa has been the sixth seed. Iowa has never been the top seed, third seed or 11th seed. Iowa was a No. 6 seed in 2001, beating 11th-seed Northwestern (72-55); No. 3 seed Ohio State (75-66); seventh-seeded Penn State (94-74); and No. 4 seed Indiana (63-61). The Hawkeyes are 1-0 in first round contests as a six seed. Following is Iowa's record in the event, by seeding:

Seed	Record	Seed	Record
#2	3-0	#7	3-2
#4	0-2	#8	1-2
#5	0-2	#9	3-3
#6	4-0	#10	0-2

SIX SEED HISTORY AT BIG TEN TOURNAMENT

Teams seeded sixth at previous Big Ten Tournaments are 14-1 against No. 11 seeds in the first round; the lone loss was in 1999. Overall sixth-seeds are 26-14 at the tournament. Sixth-seeds have advanced to the semifinals seven times (2000, 2001, 2003, 2007, 2008, 2010, and 2011). Not only that, but three times has a six seed advanced to the championship, including two of the last three years.

ALL-TIME SERIES

Iowa holds a 110-57 advantage over Northwestern in the series that began with a 24-23 Wildcat win in 1905.

After losing five straight to the Wildcats, the Hawkeyes swept the season series in 2013, winning 70-50 in Evanston on Jan. 13 and 71-57 in Iowa City on Feb. 9. Iowa has won 27 of the last 40 in the series.

Eleven of the last 17 meetings have been decided by 10 points or less, with eight decided by five points or less.

The last, and only, time the Hawkeyes were a No. 6 seed at a Big Ten Tournament before was the 2001 tournament, in which Iowa beat Northwestern (72-55) at the United Center in the first round and ultimately became the only Big Ten school to win four games in four days and win the tournament championship. The 2001 contest is the only previous neutral-site meeting between Iowa and Northwestern.

Iowa Athletic Communications

5300 Carver-Hawkeye Arena, Iowa City, IA 52242
Phone: 319-335-9411 • Fax: 319-335-9417
hawkeyesports.com • hawkeyebasketball.com

MBB CONTACT: MATTHEW WEITZEL

office: 319-335-6590 • cell: 319-430-8176
email: matthew-weitzel@hawkeyesports.com
Twitter: @BigWeitz

Practice Coverage

All Iowa men's basketball practices are closed to the media and public.

Coach and Player Interviews

Media interested in setting up interviews with players and/or coaches need to coordinate their requests through Matthew Weitzel in the Iowa Athletic Communications Office.

Social Media

In addition to obtaining the most up-to-date information on Iowa's official website:

hawkeyesports.com, fans and media can also get additional information, notes, photos, promotions, videos and more via Iowa basketball's social media sites. Follow Hawkeye hoops on Twitter (@IowaHoops) and on Facebook ([facebook.com/hawkeyebasketball](https://www.facebook.com/hawkeyebasketball)).

Press Conferences

Following is a list of dates for basketball news conferences with Fran McCaffery. The news conferences take place in the Media Room on the ground floor of Carver-Hawkeye Arena. Selected players will be available after McCaffery meets with the media.

Following are the news conference dates:

March 12th (2 pm)

Big Ten Tele-Conferences

Media have an opportunity to ask questions to each Big Ten coach every Monday morning during conference season. For a detailed schedule and phone number, email Dan Mihalik at the Big Ten office: dmahilk@bigten.org.

Coach McCaffery speaks for 10 minutes starting at 9:10 a.m. (CT).

Postgame Interviews

Postgame press conferences include both head coaches in the Media Room. Requested Iowa players will also be available in the Media Room while visiting players outside their locker room.

SCOUTING NORTHWESTERN

- Northwestern enters the Big Ten tournament having lost eight straight and have lost 10 of its last 11. The Wildcats have lost by an average of 15.1 points during the eight-game losing skid.
- The Wildcats dropped their regular season finale, 71-61, at nationally-ranked Michigan State. Only seven Wildcats saw significant minutes in the game. Kale Abrahamson (16), Alex Marcotullio (11), Tre Demps (11) and Alex Olah (10) paced Northwestern in scoring in defeat. Abrahamson's 16 points are a personal best.
- Northwestern is 3-3 in games decided by six points or less, which includes a three-point overtime win against Illinois State (Nov. 24).
- The Wildcats are 5-7 in games away from home. Northwestern's last road victory came on Jan. 17 at Illinois (68-54).
- Senior Drew Crawford, who averaged 13.5 points and 4.6 rebounds the first 10 games of the season, is out for the season because of a shoulder injury. Senior Jared Swopshire, who is the team's leading rebounder (6.7) and third-leading scorer (9.7), injured his knee in the Iowa game on Feb. 9 and is also out for the remainder of the year.
- Senior Reggie Hearn ranks 15th in the Big Ten in scoring at 13.2 points per game.
- Thirty-seven percent of Northwestern's offense comes from beyond the 3-point arc. The Wildcats have five players who have made 30+ 3-pointers: Dave Sobolewski (46), Kale Abrahamson (34), Reggie Hearn (36), Alex Marcotullio (32), and Tre Demps (31).
- The Wildcats rank third in Big Ten assist/turnover ratio (1.4) and 3-pointers made (7.6); fourth in assists (14.6); fifth in 3-point accuracy (.342); and sixth in turnover margin (+1.1).
- Sophomore point guard Dave Sobolewski ranks sixth in the league in assists (3.9).
- The Wildcats have been outrebounded by a -6.5 margin, while the Hawkeyes pull down +4.6 more rebounds than their opponents.

HAWKEYES SWEEP REGULAR SEASON SERIES VERSUS NORTHWESTERN

- Iowa posted its first win in Evanston this year since a 67-62 triumph in 2008. The Hawkeyes held Northwestern to 50 points on Jan. 13, its fewest output against Iowa since scoring 48 in a 65-48 Iowa victory on Feb. 23, 1999 in Iowa City.
- Iowa's Josh Oglesby scored in double figures in three Big Ten games this season, twice against the Wildcats. Oglesby netted 12 of his season-high 14 points in the second half, draining a season-best four triples in the second stanza on Jan. 13. The junior had 10 points against Northwestern in Iowa City on Feb. 9.
- Iowa's Roy Devyn Marble averaged 14.5 points in the two games versus Northwestern, scoring eight in Evanston and 21 in Iowa City.
- Sophomore Aaron White scored a game-high 17 points on 7-of-9 shooting from the field and 3-of-4 from the foul line, while freshman Adam Woodbury tied a career high with nine rebounds in only 12 minutes of action, both in the Jan. 13 contest.
- Iowa registered seven dunks in the win at Northwestern on Jan. 13. Aaron White had four of Iowa's seven slams.
- Northwestern's 15 first-half points on Jan. 13 were the second-fewest by an Iowa conference opponent this season.
- Iowa led by as many as 19 points in the second half en route to a 71-57 triumph over Northwestern on Feb. 9 in Iowa City. The win marked Iowa's first season sweep over the Wildcats since 2008.
- Northwestern senior Jared Swopshire sustained a season-ending knee injury in the game in Iowa City on Feb. 9.

CLOSE CALLS

Iowa has lost six Big Ten games by four points or less for the first time since 1984. Four of the six defeats (MSU, Purdue, Wisconsin, and Minnesota) have come with the Hawkeyes having a late with under two minutes left. Iowa is the first team since Penn State in 1998-99 to have played six Big Ten games decided by six points or less.

In total, Iowa played a Big Ten-leading eight games decided by four points or less (2-6).

Game	UI Lead & Time (under 2 mins)	Final score
vs. Michigan St (Jan. 10)	56-53 with 1:20 left	L, 62-59
at Purdue (Jan. 27)	53-50 with 2:00 left	L, 65-62 (OT)
at Minnesota (Feb. 3)	59-55 with 2:00 left	L, 62-59
at Wisconsin (Feb. 6)	58-55 with 0:30 left	L, 74-70 (2OT)

Peter Jok Signs With Hawkeyes

University of Iowa Men's Basketball Coach Fran McCaffery announced today that Peter Jok has signed a National Letter of Intent to attend the University of Iowa.

"We are thrilled that Peter Jok is going to become part of the Hawkeye family," said McCaffery. "He has a complete skillset that will be a great asset to our team. He's an excellent athlete who can play four different positions, and is a terrific 3-point shooter. Peter is exactly what we are looking for in this class."

Jok is a 6-foot-6, 200-pound guard born in Sudan, who played his first two years as a prep at Des Moines Roosevelt, and his last two at West Des Moines Valley. Last season at Valley, Jok earned second team all-conference honors after averaging 10.2 points. He hit 86 percent of his free throws, grabbed 4.3 rebounds and made 37 percent of his 3-point attempts. Jok's high school coach at Valley is Jeff Horner, Iowa's all-time assist leader.

As a sophomore at Roosevelt, Jok averaged 18.5 points and seven rebounds and was a second team all-state and first team all-conference honoree. He was also one of 30 high school freshmen invited to the Nike Top 100 Camp in St. Louis in 2010, and participated in the 2012 NBA Players Association Top 100 Camp.

Jok played AAU basketball on the All-Iowa Attack.

Jok will join Jarrod Uthoff, who transferred to Iowa from the University of Wisconsin this year, on the 2013-14 active Iowa roster.

HAWKEYES EARN ALL-BIG TEN RECOGNITION

Roy Devyn Marble and Aaron White earned postseason all-conference recognition by the Big Ten. Marble was named to the coaches' third team, while White was voted to the media's third team. Marble was a media honorable mention selection, while White made the coaches' honorable mention list.

The All-Big Ten honor is the first for Marble, while White was tabbed on the All-Big Ten Freshman Team a year ago.

White leads the Hawkeyes in rebounding (6.2), free throws made (165) and attempted (224) and steals (35), and ranks second in scoring (13.6). The native of Strongsville, Ohio, is one of only three Big Ten players to average 13.6 points and 6.2 rebounds or more. White has led the team in scoring a team-best 15 times, rebounds 11 times and steals nine times.

Marble is Iowa's leading scorer, averaging 14.1 points, and has made the most 3-pointers (38). The native of Southfield, Mich., has netted double figures a team-best 23 times this season, including 20+ points seven times. Additionally, he has led the squad in assists a team-best 12 times.

DISHING THE ROCK

The Hawkeyes have assisted on 63.8 percent of their field goal makes (475 assists on 744 field goals), a rate that is 17th-best in the country.

IN NATIONAL STATISTICS...

Iowa ranks 13th in 3-point field goal percentage defense (.291); 19th in field goal percentage defense (.387); 26th in assists (15.3); and 34th in blocks (4.9).

MILESTONES REACHED IN 2013

- Fran McCaffery won his 300th career game as a head coach on March 9, when Iowa registered a 74-60 triumph over Nebraska in the regular season finale. McCaffery has posted season win improvements in each of his first three seasons the last four schools he has coached (Lehigh, UNC-Greensboro, Siena, and Iowa).
- Iowa's win over Nebraska on March 9 was its 20th of the season, marking the program's first 20-win season since the 2005-06 campaign (25-9).
- Roy Devyn Marble became the sixth Hawkeye to amass 1,000+ points, 300+ rebounds, and 200+ assists by his junior season. Marble netted his 1,000th career point in Iowa's last game versus Nebraska. His father, Roy (1986-89) is Iowa's all-time leading scorer (2,116); the duo became the first father/son duo to record 1,000+ points at the same school in the Big Ten.
- Iowa blocked a school-record 13 shots in Iowa's 63-55 win over Illinois on March 5; nine of the 13 blocks came in the first half.

MARBLE IN THE ZONE

Roy Devyn Marble has led or shared the team lead in scoring seven of Iowa's last eight games, averaging 17.6 points. He scored 20 points or more in four of these eight contests. Iowa has won six of its last eight games for the first time since 1996. During the last eight games, the junior is shooting 45 percent (44-of-97) from the field and 91 percent (41-of-45) from the free throw line. The 17.6-point average the last eight outings, ranks as the fourth-best Big Ten scoring average since Feb. 9.

Marble, who is a third team All-Big Ten performer, became the 41st player in Iowa history to score 1,000+ points and 29th Hawkeye to accomplish the feat in three years or less. The native of Southfield, Mich., also became just the sixth Hawkeye to amass 1,000+ points, 300+ rebounds, and 200+ assists as a junior.

Marble's father, Roy (1986-89), is Iowa's all-time leading scorer with 2,116 points. The Marbles are believed to become the first father-son duo to join the 1,000-point club in Big Ten history.

Marble, Last 12 Games

	Previous 5	Last 8
Pts/Game	6.0	17.6
FG%	.182	.454
FT%	.706	.911

DYNAMIC DUO

Iowa's Aaron White and Roy Devyn Marble are fourth-highest scoring duo in the Big Ten, averaging 27.3 points.

Big Ten Scoring Duo.....Average

Burke, Hardaway (Mich).....	34.6 ppg
Marshall, Newbill (PSU).....	31.7 ppg
Zeller, Oladipo (IU).....	31.0 ppg
White, Marble (UI).....	27.3 ppg

FANS FLOCKED BACK TO CHA

Iowa has had an attendance figure of 10,500 fans or greater in all 18 home contests, including sellouts of 15,400 against Indiana on Dec. 31, Wisconsin on Jan. 19, Minnesota on Feb. 17, and Nebraska on March 9.

Iowa averaged 13,428 fans this season, which is its best average attendance figure since the 2001-02 season (15,207).

Iowa in Big Ten Statistics

Category	All Games		Big Ten	
	Stat	Rank	Stat	Rank
3-PT FG Defense	.291	1st	.301	3rd
Assists	15.3	1st	14.2	1st
FG% Defense	.387	1st	.402	2nd
Free Throw %	.726	2nd	.738	1st
Blocked Shots	4.9	2nd	4.6	3rd
Scoring Offense	70.7	3rd	66.3	4th
Steals	6.9	5th	6.8	2nd
Ast./TO Ratio	1.2	5th	1.2	4th
Rebounding Margin	+4.6	5th	+2.1	6th
Scoring Margin	+7.6	6th	+1.7	6th
3-Pt. FG Per Game	5.2	7th	4.7	11th
Field Goal %	.423	7th	.402	8th
Scoring Defense	63.1	7th	64.6	6th
Turnover Margin	+0.4	8th	-0.2	7th
3-Pt. Field Goal %	.299	11th	.284	12th

Category	Player	All Games		Big Ten	
		Stat	Rank	Stat	Rank
Blk. Shots	Melsahn Basabe	1.1	11th	0.9	13th
	Gabriel Olaseni	1.1	12th	0.8	14th
Rebounding	Aaron White	6.2	13th	5.9	13th
Scoring	Roy Devyn Marble	14.1	9th	12.9	15th
	Aaron White	13.6	12th	13.6	14th
Assists	Anthony Clemmons	3.1	11th	2.7	14th
	Mike Gesell	2.9	13th	---	---
	Roy Devyn Marble	2.8	15th	2.7	13th
	Anthony Clemmons	2.0	6th	---	---
Ast/TO Ratio	Anthony Clemmons	2.0	6th	---	---
FT %	Roy Devyn Marble	.819	4th	.857	2nd
FG %	Aaron White	.494	11th	.466	13th

IOWA HISTORY

Iowa has played 2,690 games since beginning basketball in 1902. Iowa's overall record is 1,615-1,075 (.600). That includes a 972-355 (.732) record in home games, a 553-730 (.431) record in contests away from Iowa City, a 720-737 (.494) mark in Big Ten games and a 378-118 (.762) record in Carver-Hawkeye Arena.

HAWKEYE FASTBREAKS

- Iowa enters this week's slate of games ranked 30th by KenPom.com; 35th by Sagarin; 49th in the BPI and 72nd in the RPI.
- Iowa is 8-7 all-time in games played in the United Center; 7-6 in Big Ten Tournament games; 1-0 versus Texas Tech (2004); 0-1 against Duke (2001). Iowa went 4-0, winning the Big Ten Tournament championship, in 2001.
- Iowa has won 21 of its last 24 home games, including 16-of-18 this season, dating back to Feb. 1, 2012. The Hawkeyes' two losses this season have come to nationally ranked teams (Indiana and Michigan State).
- Iowa has won 17 straight home games, dating back to last season, against unranked opponents. That streak is third-best in the Big Ten (Ohio State, 67; Michigan State, 31).
- The Hawkeyes have won each of their last 29 games when holding opponents to 61 or fewer points, the longest active streak in the Big Ten.
- Iowa is 14-2 when scoring 70 points or more; 17-1 when having a higher field goal percentage than its opponents; 17-4 when recording more rebounds than its opponents.
- Iowa ranks eighth in the country in free throws made (17.5) and 15th in attempts (24.1).
- Freshman Adam Woodbury had a good week helping Iowa to a pair of home wins against Illinois and Nebraska. The 7-foot-1 center averaged 10 points (10-13, .769 FG) and four rebounds.
- Sophomore Gabriel Olaseni had a stellar couple games last week, averaging five blocks, 2.5 rebounds, 1.5 assists and three points in Iowa's two victories.
- Hawkeye reserves are averaging 24.2 points per game. The Hawkeyes have played 10 players or more in all but two games this season (Iowa State and Illinois).
- Roy Devyn Marble averages 15.4 points in Hawkeye wins this year and 11.7 in losses.
- Iowa shoots 31 percent (107-of-343) from 3-point territory in its victories, but 28 percent (55-of-199) from long distance in losses this season.
- For the second time in the last two decades, the men's basketball team has nine players logging 16 minutes or more per game, and 10 players averaging 10 minutes or more. Iowa's 1998-99 team, that advanced to the Sweet 16 in the NCAA Tournament, had 10 players average 17 minutes or more.

Last Three Games Statistics (2-1)

#	Player	gp-gs	min	avg	Total			3-Point		F-Throw		Rebounds				pf	dq	a	to	blk	stl	pts	avg
					fg-fga	fg%	3fg-fga	3fg%	ft-fa	ft%	off	def	tot	avg									
04	Marble, Roy Devyn	3-3	96	32.0	14-36	.389	4-12	.333	15-16	.938	3	12	15	5.0	6	0	9	9	2	2	47	15.7	
30	White, Aaron	3-3	95	31.7	11-25	.440	2-8	.250	16-20	.800	7	11	18	6.0	5	0	6	11	3	7	40	13.3	
34	Woodbury, Adam	3-3	52	17.3	12-18	.667	0-0	.000	0-1	.000	4	7	11	3.7	9	0	3	5	3	0	24	8.0	
01	Basabe, Melsahn	3-3	55	18.3	10-17	.588	0-0	.000	2-6	.333	7	14	21	7.0	5	0	2	4	2	1	22	7.3	
25	May, Eric	3-2	83	27.7	6-17	.353	0-5	.000	4-5	.800	5	12	17	5.7	4	0	8	3	1	2	16	5.3	
05	Clemmons, Anthony	3-0	57	19.0	6-16	.375	2-4	.500	2-2	1.000	1	3	4	1.3	7	0	5	5	1	1	16	5.3	
02	Oglesby, Josh	3-1	65	21.7	4-17	.235	3-14	.214	4-4	1.000	0	3	3	1.0	2	0	3	2	1	0	15	5.0	
15	McCabe, Zach	3-0	39	13.0	3-7	.429	0-2	.000	3-4	.750	3	7	10	3.3	8	0	6	3	0	1	9	3.0	
00	Olaseni, Gabriel	3-0	53	17.7	4-5	.800	0-0	.000	0-1	.000	1	6	7	2.3	6	0	3	1	11	0	8	2.7	
24	Ingram, Pat	2-0	2	1.0	0-0	.000	0-0	.000	0-0	.000	0	0	0	0.0	1	0	0	0	0	0	0	0.0	
35	Stokes, Darius	1-0	1	1.0	0-0	.000	0-0	.000	0-0	.000	0	0	0	0.0	0	0	0	0	1	0	0	0.0	
11	Rickert, Christopher	1-0	1	1.0	0-0	.000	0-0	.000	0-0	.000	0	0	0	0.0	0	0	0	0	0	0	0	0.0	
13	Denning, Kyle	1-0	1	1.0	0-0	.000	0-0	.000	0-0	.000	0	0	0	0.0	0	0	0	0	0	0	0	0.0	
Team											7	7	14					1					
Total.....		3	600		70-158	.443	11-45	.244	46-59	.780	38	82	120	40.0	53	0	45	44	25	14	197	65.7	
Opponents.....		3	600		60-173	.347	21-68	.309	47-70	.671	41	57	98	32.7	61	0	29	30	13	26	188	62.7	

UI Career Scoring

35.	1,072	Pierre Pierce	2002, 04-05
36.	1,060	Glen Worley	2001-04
37.	1,054	Reggie Evans	2001-02
	1,054	Carl Cain	1954-56
38.	1,038	Gerry Jones	1965-67
39.	1,037	Steve Carfino	1981-84
40.	1,025	George Peeples	1964-66
41.	1,004	Roy Devyn Marble	2010-p

UI Single Season FT Makes

4.	186	Don Nelson	1962
5.	178	Sam Williams	1966
6.	176	Don Nelson	1961
7.	172	Roy Marble	1989
8.	167	Adam Haluska	2007
9.	165	Aaron White	2013

UI Single Season FT Attempts

5.	264	Don Nelson	1962
6.	243	Acie Earl	1992
7.	242	Acie Earl	1991
8.	232	Sam Williams	1966
9.	226	Roy Marble	1989
10.	224	Aaron White	2013

UI Freshman Single-Season Blocks

5.	34	Ryan Bowen	1995
6.	30	Greg Stokes	1982
7.	26	Eric May	2010
8.	23	Aaron White	2012
	23	Kenyon Murray	1993
	23	Michael Payne	1982
11.	22	Adam Woodbury	2013

UI Sophomore Single-Season Rebounds

5.	227	Kevin Kunnert	1971
6.	223	Greg Stokes	1983
7.	197	Ed Hortgon	1987
8.	191	Aaron White	2013

UI Sophomore Single-Season Blocks

1.	79	Greg Stokes	1983
2.	40	Erek Hansen	2004
3.	36	Melsahn Basabe	2012
4.	33	Gabriel Olaseni	2013

UI Single-Season Team Blocks

1.	174	2005
2.	167	2006
3.	165	1993
--	151	2013

- Co-captain Eric May has posted his best offensive rebound average, assist rate, turnover rate, and free throw percentage of his career this season. May has led or shared the team lead in rebounding in two of the last four contests.
- Last season, Iowa had eight different players post double digits in one game or more. This year, 11 different players have scored double figures for the Hawkeyes.
- Iowa has nearly made more free throws (543) than its foes have attempted (549).
- The Hawkeyes averaged 10 blocks in two games last week (Illinois, 13; Nebraska, 7).

BASABE... SPICY!

Melsahn Basabe's play has been so good the last month that he was moved to the starting lineup in Iowa's win vs. Penn State (Jan. 31). The junior has averaged 7.4 points and 5.7 rebounds in his last 15 games. Basabe posted his first double-double of the season in Iowa's win over Penn State (10 points and 10 rebounds) on Jan. 31, and his second in the regular season finale versus Nebraska (11 points and 13 rebounds).

Overall, Basabe ranks fourth in team scoring (7.1), first in blocks (1.1) and third in rebounding (4.7). He grabbed career rebound No. 500 in Iowa's win over Purdue on Feb. 27. Basabe ranks fourth among active players in the Big Ten in blocks (111).

LEADING THE TEAM

Following is the number of times a player led Iowa in scoring, rebounding, assists and steals. If two or more players tied for the team lead, all were credited for that game:

Player	Scoring	Rebounding	Assists	Steals	Blocks
Melsahn Basabe	1	7	---	2	10
Aaron White	15	11	2	9	7
Roy Devyn Marble	11	4	12	6	2
Eric May	---	2	---	2	3
Mike Gesell	4	1	8	8	4
Zach McCabe	1	2	---	7	2
Josh Oglesby	1	---	1	1	1
Eric May	---	5	4	6	---
Gabriel Olaseni	---	2	---	2	13
Anthony Clemmons	---	---	9	5	4
Adam Woodbury	---	3	---	3	7
Kyle Denning	---	---	---	1	---

ON THE RISE...

Iowa's win over Nebraska last weekend gives the Hawkeyes their 20th win of the season. The 20 victories surpasses last season's total (18-17). The last time Iowa had 18 or more wins in back-to-back seasons was 2005-06. Also, it marks the program's first 20-win season since the 2006 campaign (25-9).

In four stops as head coach, Fran McCaffery, has engineered win improvement in each of the first three seasons. Iowa and Michigan rank second in the Big Ten with three consecutive season win improvements. Indiana ranks first with a four-season streak.

Fran McCaffery has now posted seven 20-win seasons as a head coach, including five in the last seven years.

School	Year 1	Year 2	Year 3
Lehigh	13-15	15-14	21-10
UNC Greensboro	15-13	19-12	20-11
Siena	15-13	20-12	23-11
Iowa	11-20	18-17	20-11

WHITE HOT!

Aaron White has averaged a team-best 13.8 points and 6.1 rebounds the last 12 games.

White, who is a third-team All-Big Ten performer, scored a career-high 27 points against Penn State (Jan. 31), moving to the small forward position. The sophomore is one of just three Big Ten players to average better than 13.6 points and 6.2 rebounds this season, with the other two being Cody Zeller of Indiana and Ohio State's Deshaun Thomas.

White has scored 39 percent (165/422) of his points from the free throw line, which ranks fourth-best in the country.

White leads the team in rebounding and will become the first Hawkeye to lead the team in rebounding both his freshman and sophomore seasons since Michael Payne in 1981-82 (7.4 rpg) and 1982-83 (7.5 rpg). White led Iowa last season (5.7 rpg) and ranks first this year (6.2 rpg).

Iowa is 10-1 this season when White scores 16 points or more.

IOWA'S STATISTICAL COMPARISONS

	All Games	Big Ten	Home Games	Away Games	Iowa Wins	Iowa Losses
Record	20-11	9-9	16-2	4-9	20-0	0-11
Points	70.7	66.3	73.5	66.9	74.3	64.3
Opp. Pts	63.1	64.6	57.3	71.2	57.5	73.3
FG%	.423	.402	.446	.392	.453	.372
FG Def.	.387	.402	.356	.430	.357	.441
3-PT%	.299	.284	.291	.308	.312	.276
3-pt. Def.	.291	.301	.290	.293	.286	.305
FT%	.726	.738	.741	.703	.741	.695
REB	39.5	37.9	40.9	37.5	41.0	36.7
AST	15.3	14.2	16.3	14.0	16.4	13.5
TO	12.7	11.9	12.9	12.5	12.9	12.5
STL	6.9	6.8	8.0	5.3	7.6	5.6
BLK	4.9	4.6	5.4	4.1	5.6	3.6

DEFENSE IMPROVEMENT

Last year, Iowa allowed opponents 72.5 points per contest. This season, Iowa is yielding 63.1 points. The 9.4 point differential from last year to this season ranks 13th-best in the nation.

Iowa is holding its opponents to a much lower field goal percentage this season, compared to a year ago. Hawkeye opponents are shooting at a 38.7 percent clip this season, compared to 45.7 percent last season. The 38.7 field goal percentage defense is the lowest clip the Hawkeyes have held their opponents since the 2005-06 season (38 percent, 732-of-1924). Additionally, the seven percent improvement ranks second-best in the country.

Iowa is on pace to record just its second sub-.400 defensive field goal percentage (.380 in 2005-06) in the last 50 years.

DEFENSE IMPROVEMENT PART 2

Iowa has improved its 3-point field goal percentage defense by 5.4 percent this season compared to last. That improvement is tops in the Big Ten and eighth-best in the country.

Additionally, the Hawkeyes are on pace to shatter a new school record in 3-point field goal percentage defense. The current single-season record is 31.8 percent set in 2005-06; opponents are shooting 29.1 percent from long distance this season.

Team	11-12	12-13	Diff
Iowa	.345	.291	-.054
Indiana	.349	.298	-.051

ALL-AROUND SKILLS

Mike Gesell is one of only four Hawkeye freshmen to total 240 points, 75 rebounds and 75 assists in a single season. Gesell suffered a right foot injury, missing Iowa's last four games. It is hopeful he will return for the Big Ten Tournament, March 14-17.

Player (Year)	Pts	Rbs	Asts
Mike Gesell (2013)	242	79	79
Jeff Horner (2003)	255	137	140
Cully Payne (2010)	277	96	122
Dean Oliver (1998)	274	78	131

IOWA VS. RANKED TEAMS

Iowa has played six games this season against a ranked opponent (0-6). The Hawkeyes fell 69-65 on Dec. 31 to No. 5 Indiana in Iowa City; No. 2 Michigan (95-67) on Jan. 6 in Ann Arbor; No. 18 Michigan State (62-59) on Jan. 10 in Iowa City; No. 14 Ohio State (72-63) on Jan. 22 in Columbus; No. 23 Minnesota (62-59) on Feb. 3 in Minneapolis; and No. 1 Indiana (73-60) in Bloomington March 2.

These are Iowa's most recent wins vs. nationally-ranked opponents:

At Home:	67-66 over 15th-ranked Wisconsin, 2/23/12
	78-66 over 18th-ranked Indiana, 2/19/12
	75-59 over 13th-ranked Michigan, 1/14/12
	67-65 over sixth-ranked Purdue, 3/5/11
	43-36 over sixth-ranked Michigan State, 1/12/08
On the Road:	72-65 over 11th-ranked Wisconsin, 12/31/11
	70-67 over 21st-ranked Indiana, 2/11/06
Neutral Court:	67-60 over seventh-ranked Ohio State, 3/12/06
	<i>In semifinals of Big Ten Tournament</i>

FREEBIES

Iowa has attempted 25 or more free throws eight times during Big Ten play and 16 times total this season. The Hawkeyes rank eighth in the country in free throws made (17.5) and 15th in attempts (24.1).

Aaron White, who ranks 17th in the country and second in the Big Ten in free throw attempts (7.2), has attempted double-digit foul shots in seven games this season, including two of the last five games.

White is 165-of-224 (.737) from the foul line, which is the most makes and attempts by a Hawkeye sophomore in school history. The 224 attempts rank overall as the 10th-most by a Hawkeye in a single-season. He is two attempts from ninth (Roy Marble, 226 in 1989). White was a perfect 8-of-8 in Iowa's regular season finale versus Nebraska on March 9.

Roy Devyn Marble has made 29 of his last 30 free throw attempts, dating back to the Minnesota game (Feb. 17). He was 10-of-10 in Iowa's win over Illinois on March 5.

BLOCK PARTY

Iowa established a school single-game record for blocks in a game when it rejected 13 against Illinois on March 5. The 13 blocks are the most in a Big Ten game in 2013 and match Minnesota's 13 against North Florida, for all games, this season in the league.

Gabriel Olaseni's seven blocks equal Jared Berggren's seven set against Iowa on Feb. 6 for the most by a Big Ten player this season. The seven swats are the most by a Hawkeye in a game since Melsahn Basabe had five vs. Indiana on Feb. 19, 2012.

Iowa has blocked 151 shots this season, the most since the 2005-06 campaign (167).

HAWKEYES ARE TOUGH AT HOME

Iowa has won 100 of its 139 games (.719) in Carver-Hawkeye Arena (15,400) over the last eight seasons, including win streaks of 21 straight overall and 12 straight Big Ten Conference wins. Iowa posted a 16-2 at home this season, marking the most home victories in Carver-Hawkeye Arena since 2006 (17-0).

Iowa has won 10 of its last 20 home games against ranked opponents. Iowa was a perfect 17-0 at home in 2006, 14-2 in 2007, 10-8 in 2008, 13-4 in 2009, 9-9 in 2010, 8-8 in 2011 and 13-6 in 2012.

WELCOME FRESHMEN

Iowa welcomes five newcomers to the fold for 2012-13. The newest Hawkeyes include guards Anthony Clemmons, Pat Ingram and Mike Gesell; forward Kyle Meyer and center Adam Woodbury. The class ranks 25th in the nation by ESPN.com.

COACHING EXPERIENCE

Fran McCaffery has assembled one of the most experienced coaching staffs in the country. Assistant coaches Kirk Speraw, Sherman Dillard and Andrew Francis have over six decades of combined coaching experience. Furthermore, the entire coaching staff combines for 48 years of head coaching experience.

Director of basketball operations Jerry Strom is in his 32nd season as a member of the Iowa basketball staff. Additionally, Iowa's video coordinator, Al Seibert, has 18 years of collegiate coaching experience.

HAWKEYE HUDDLE INFORMATION

The National I-Club and the UI Alumni Association invite all fans to the "Hawkeye Huddle" from 4-6 p.m. on Thursday. The "Hawkeye Huddle" will be held at Park Tavern, located at 1645 W. Jackson Blvd. downtown Chicago. Additional huddles will be scheduled contingent on Iowa advancing in the tournament.

The free reception features refreshments, snacks, Hawk Shop door prizes, Herky, and the Iowa cheerleaders.

HAWKEYEBASKETBALL.COM

Check out the Iowa basketball team's new website, HawkeyeBasketball.com, devoted to everything on-and-off-the-court surrounding the program.

HawkeyeBasketball.com, allows fans a chance to go behind the scenes with the Hawkeye basketball program on and off the court. The site is complete with exclusive videos, photo galleries and content featuring the basketball program.

HawkeyeBasketball.com will be updated throughout the year with exclusive videos, including and game highlights, along with news stories and other content.

IOWA HEADSHOTS AVAILABLE ONLINE

Up-to-date head shots of all Iowa players and coaches are available on the internet at pics.hawkeyesports.com. Contact the Iowa Athletic Communications office if you are in need of additional photos.

IOWA POSTS LARGEST COMEBACK IN SCHOOL HISTORY

Iowa trailed Gardner-Webb by 23 points (38-15) with 13 seconds left in the first half on Nov. 17 in Iowa City. Sophomore Josh Oglesby drained three free throws after being fouled on a 3-point attempt with one second remaining in the half to cut the deficit to 20 (38-18) at halftime. The Hawkeyes rallied in the second half and ultimately won by nine points (65-56), which is a 32-point swing. The comeback is believed to be the largest in school history.

The last team in the country to overcome a 20+ halftime deficit was Harvard, which trailed Brown by 22 points (53-31) and won 85-78 on Feb. 12, 2011.

The last Big Ten team to overcome a 20+ halftime deficit was Illinois, which trailed at Clemson by 20 points (47-27) and won 76-74 on Dec. 2, 2009.

Iowa also overcame a 16-point first-half deficit on Sunday to Minnesota and ultimately won by 21 points -- a 37-point swing!

Last Eight Games Statistics (6-2)

#	Player	gp-gs	min	avg	Total			3-Point		F-Throw		Rebounds				pf	dq	a	to	blk	stl	pts	avg
					fg-fga	fg%	3fg-fga	3fg%	ft-fa	ft%	off	def	tot	avg									
04	Marble, Roy Devyn	8-8	254	31.8	44-97	.454	12-32	.375	41-45	.911	7	24	31	3.9	15	0	23	23	3	8	141	17.6	
30	White, Aaron	8-8	249	31.1	24-54	.444	5-16	.313	51-66	.773	16	38	54	6.8	12	0	13	19	8	9	104	13.0	
10	Gesell, Mike	4-4	115	28.8	14-32	.438	2-6	.333	2-2	1.000	3	8	11	2.8	7	0	12	4	3	5	32	8.0	
25	May, Eric	8-2	191	23.9	18-38	.474	4-10	.400	11-13	.846	11	26	37	4.6	12	0	14	7	4	10	51	6.4	
01	Basabe, Melsahn	8-8	171	21.4	22-44	.500	0-0	.000	7-12	.583	13	28	41	5.1	11	0	5	7	11	4	51	6.4	
34	Woodbury, Adam	8-8	117	14.6	17-32	.531	0-0	.000	2-8	.250	12	15	27	3.4	25	0	3	9	5	3	36	4.5	
02	Oglesby, Josh	8-2	146	18.3	9-41	.220	7-31	.226	10-12	.833	0	15	15	1.9	5	0	8	4	1	2	35	4.4	
15	McCabe, Zach	8-0	117	14.6	8-27	.296	3-13	.231	13-15	.867	10	20	30	3.8	22	0	11	9	0	6	32	4.0	
05	Clemmons, Anthony	8-0	116	14.5	11-30	.367	3-7	.429	4-4	1.000	1	7	8	1.0	13	0	12	14	3	4	29	3.6	
00	Olaseni, Gabriel	8-0	104	13.0	8-15	.533	0-0	.000	2-3	.667	7	12	19	2.4	11	0	3	4	12	1	18	2.3	
35	Stokes, Darius	3-0	5	1.7	1-1	1.000	0-0	.000	0-0	.000	1	0	1	0.3	0	0	0	0	1	0	2	0.7	
24	Ingram, Pat	5-0	9	1.8	0-1	.000	0-0	.000	1-2	.500	1	1	2	0.4	3	0	0	1	0	0	1	0.2	
11	Rickert, Christopher	3-0	3	1.0	0-1	.000	0-0	.000	0-0	.000	0	0	0	0.0	0	0	0	0	0	0	0	0.0	
13	Denning, Kyle	3-0	3	1.0	0-0	.000	0-0	.000	0-0	.000	0	0	0	0.0	0	0	0	0	0	1	0	0.0	
Team												13	12	25									1
Total.....		8	1600		176-413	.426	36-115	.313	144-182	.791	95	206	301	37.6	136	0	104	102	51	53	532	66.5	
Opponents.....		8	1600		169-446	.379	46-153	.301	96-145	.662	95	165	260	32.5	153	1	90	91	25	55	480	60.0	

2012-13 All-Big Ten Men's Basketball Team

As selected by Big Ten coaches

FIRST TEAM

VICTOR OLADIPO, INDIANA
Cody Zeller, Indiana
TREY BURKE, MICHIGAN
Tim Hardaway Jr., Michigan
Deshaun Thomas, Ohio State

SECOND TEAM

Keith Appling, Michigan State
Gary Harris, Michigan State
Adreian Payne, Michigan State
Aaron Craft, Ohio State
Jared Berggren, Wisconsin

THIRD TEAM*

Brandon Paul, Illinois
D.J. Richardson, Illinois
Christian Watford, Indiana
Roy Devyn Marble, Iowa
Trevor Mbakwe, Minnesota
Terone Johnson, Purdue

HONORABLE MENTION

Jordan Hulls, Indiana
Aaron White, Iowa
Derrick Nix, Michigan State
Andre Hollins, Minnesota
Dylan Talley, Nebraska
Jermaine Marshall, Penn State
D.J. Newbill, Penn State
Ben Brust, Wisconsin

ALL-FRESHMAN TEAM

Yogi Ferrell, Indiana
Glenn Robinson III, Michigan
Gary Harris, Michigan State
A.J. Hammons, Purdue
Sam Dekker, Wisconsin

ALL-DEFENSIVE TEAM

VICTOR OLADIPO, INDIANA
Jordan Morgan, Michigan
AARON CRAFT, OHIO STATE
Shannon Scott, Ohio State
Jared Berggren, Wisconsin

PLAYER OF THE YEAR:

Trey Burke, Michigan

DEFENSIVE PLAYER OF THE YEAR:

Victor Oladipo, Indiana

FRESHMAN OF THE YEAR:

Gary Harris, Michigan State

SIXTH MAN OF THE YEAR:

Will Sheehey, Indiana

COACH OF THE YEAR:

Bo Ryan, Wisconsin

UNANIMOUS SELECTIONS
IN ALL CAPS

*Additional honorees due to a tie

As selected by Media Voting Panel

FIRST TEAM

VICTOR OLADIPO, INDIANA
CODY ZELLER, INDIANA
TREY BURKE, MICHIGAN
Aaron Craft, Ohio State
DESHAUN THOMAS, OHIO STATE

SECOND TEAM

Tim Hardaway Jr., Michigan
Gary Harris, Michigan State
Adreian Payne, Michigan State
Trevor Mbakwe, Minnesota
Jared Berggren, Wisconsin

THIRD TEAM

Brandon Paul, Illinois
Christian Watford, Indiana
Aaron White, Iowa
Keith Appling, Michigan State
Andre Hollins, Minnesota

HONORABLE MENTION

D.J. Richardson, Illinois
Yogi Ferrell, Indiana
Jordan Hulls, Indiana
Roy Devyn Marble, Iowa
Glenn Robinson III, Michigan
Dylan Talley, Nebraska
Reggie Hearn, Northwestern
Jermaine Marshall, Penn State
D.J. Newbill, Penn State
D.J. Byrd, Purdue
Terone Johnson, Purdue
Ben Brust, Wisconsin
Sam Dekker, Wisconsin

PLAYER OF THE YEAR:

Trey Burke, Michigan

FRESHMAN OF THE YEAR:

Gary Harris, Michigan State

COACH OF THE YEAR:

Bo Ryan, Wisconsin

UNANIMOUS SELECTIONS
IN ALL CAPS

Big Ten Sportsmanship Award Honorees

Brandon Paul, Illinois; Derek Elston, Indiana; Eric May, Iowa; Tim Hardaway Jr., Michigan; Adreian Payne, Michigan State; Andre Hollins, Minnesota; Brandon Ubel, Nebraska; Reggie Hearn, Northwestern; Sam Thompson, Ohio State; Nick Colella, Penn State; Dru Anthrop, Purdue; Jared Berggren, Wisconsin.

2013 BIG TEN MEN'S BASKETBALL TOURNAMENT

March 14-17

UNITED CENTER • CHICAGO

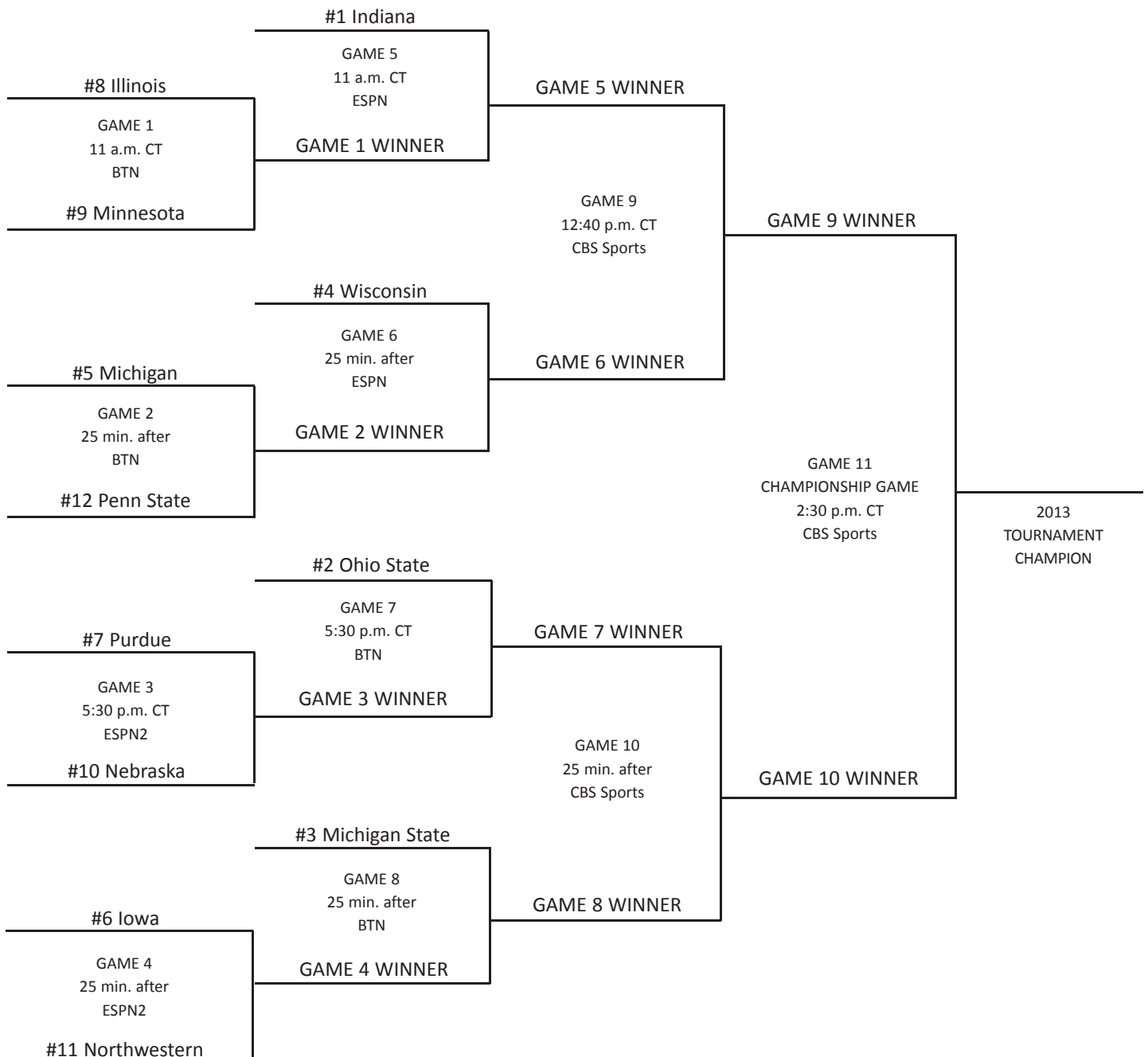


THURSDAY, MARCH 14

FRIDAY, MARCH 15

SATURDAY, MARCH 16

SUNDAY, MARCH 17



IOWA HAWKEYE BASKETBALL
Iowa Combined Team Statistics (as of Mar 09, 2013)
All games

RECORD:	OVERALL	HOME	AWAY	NEUTRAL
ALL GAMES	20-11	16-2	2-8	2-1
CONFERENCE	9-9	7-2	2-7	0-0
NON-CONFERENCE	11-2	9-0	0-1	2-1

##	Player	gp-gs	min	avg	Total		3-Point		F-Throw		Rebounds				pf	dq	a	to	blk	stl	pts	avg
					fg-fga	fg%	3fg-fga	3fg%	ft-fa	ft%	off	def	tot	avg								
04	Marble, Roy Devyn	30-30	905	30.2	134-332	.404	38-113	.336	118-144	.819	25	93	118	3.9	43	0	84	64	7	26	424	14.1
30	White, Aaron	31-31	888	28.6	122-247	.494	13-50	.260	165-224	.737	72	119	191	6.2	47	0	45	49	21	35	422	13.6
10	Gesell, Mike	27-27	742	27.5	88-224	.393	28-87	.322	38-51	.745	13	66	79	2.9	56	0	79	53	9	33	242	9.0
01	Basabe, Melsahn	31-11	568	18.3	82-159	.516	0-0	.000	55-81	.679	49	98	147	4.7	52	1	14	35	35	15	219	7.1
15	McCabe, Zach	31-7	501	16.2	58-154	.377	23-78	.295	36-48	.750	33	80	113	3.6	79	1	36	32	5	28	175	5.6
34	Woodbury, Adam	31-31	497	16.0	67-134	.500	0-0	.000	20-42	.476	56	93	149	4.8	77	1	16	37	22	12	154	5.0
25	May, Eric	31-3	624	20.1	55-119	.462	8-26	.308	33-43	.767	39	80	119	3.8	47	0	52	23	7	26	151	4.9
02	Oglesby, Josh	30-2	502	16.7	46-170	.271	36-138	.261	17-22	.773	4	42	46	1.5	15	0	33	18	3	10	145	4.8
05	Clemmons, Anthony	31-13	542	17.5	47-129	.364	14-41	.341	32-44	.727	11	40	51	1.6	60	1	97	49	7	18	140	4.5
00	Olaseni, Gabriel	30-0	313	10.4	31-58	.534	0-0	.000	22-30	.733	35	48	83	2.8	39	0	6	12	33	7	84	2.8
24	Ingram, Pat	17-0	115	6.8	6-14	.429	0-2	.000	5-12	.417	2	10	12	0.7	10	0	9	9	0	2	17	1.0
35	Stokes, Darius	10-0	37	3.7	3-9	.333	0-3	.000	2-5	.400	4	11	15	1.5	3	0	1	6	2	0	8	0.8
11	Rickert, Christopher	10-0	19	1.9	3-6	.500	0-0	.000	0-2	.000	1	5	6	0.6	1	0	1	0	0	0	6	0.6
13	Denning, Kyle	10-0	22	2.2	2-4	.500	2-4	.500	0-0	.000	1	0	1	0.1	1	0	2	2	0	1	6	0.6
Team												58	36	94		1		6				
Total.....		31	6275		744-1759	.423	162-542	.299	543-748	.726	403	821	1224	39.5	531	4	475	395	151	213	2193	70.7
Opponents.....		31	6275		699-1806	.387	175-601	.291	384-549	.699	368	714	1082	34.9	619	11	354	407	121	223	1957	63.1

TEAM STATISTICS	IOWA	OPP	Date	Opponent	Score	Att.
SCORING	2193	1957	11/09/12	UTPA	w 86-55	14859
Points per game	70.7	63.1	11/12/12	CENTRAL MICHIGAN	w 73-61	10578
Scoring margin	+7.6	-	11/15/12	HOWARD	w 66-36	10704
FIELD GOALS-ATT	744-1759	699-1806	11/17/12	GARDNER-WEBB	w 65-56	11852
Field goal pct	.423	.387	^ 11/20/12	vs Western Kentucky	w 63-55	902
3 POINT FG-ATT	162-542	175-601	^ 11/21/12	vs Wichita State	L 63-75	902
3-point FG pct	.299	.291	11/27/12	at Virginia Tech	L 79-95	5647
3-pt FG made per game	5.2	5.6	12/01/12	A&M-CORPUS CHRISTI	w 88-59	12628
FREE THROWS-ATT	543-748	384-549	12/04/12	SOUTH DAKOTA	w 87-63	11269
Free throw pct	.726	.699	12/07/12	IOWA STATE	w 80-71	15127
F-Throws made per game	17.5	12.4	# 12/15/12	vs UNI	w 80-73	13180
REBOUNDS	1224	1082	12/19/12	SOUTH CAROLINA STATE	w 90-46	12158
Rebounds per game	39.5	34.9	12/22/12	COPPIN STATE	w 80-50	13060
Rebounding margin	+4.6	-	* 12/31/12	INDIANA	L 65-69	15400
ASSISTS	475	354	* 01/06/13	at Michigan	L 67-95	12693
Assists per game	15.3	11.4	* 01/10/13	MICHIGAN STATE	L 59-62	12872
TURNOVERS	395	407	* 01/13/13	at Northwestern	w 70-50	6805
Turnovers per game	12.7	13.1	* 01/19/13	WISCONSIN	w 70-66	15400
Turnover margin	+0.4	-	* 01/22/13	at Ohio State	L 63-72	16040
Assist/turnover ratio	1.2	0.9	* 01/27/13	at Purdue	Lot 62-65	13671
STEALS	213	223	* 01/31/13	PENN STATE	w 76-67	13369
Steals per game	6.9	7.2	* 02/03/13	at Minnesota	L 59-62	14625
BLOCKS	151	121	* 02/06/13	at Wisconsin	Lo2 70-74	17121
Blocks per game	4.9	3.9	* 02/09/13	NORTHWESTERN	w 71-57	15267
ATTENDANCE	241696	139028	* 02/14/13	at Penn State	w 74-72	7636
Home games-Avg/Game	18-13428	10-12404	* 02/17/13	MINNESOTA	w 72-51	15400
Neutral site-Avg/Game	-	3-4995	* 02/23/13	at Nebraska	L 60-64	12334
			* 02/27/13	PURDUE	w 58-48	11787
Score by Periods	1st	2nd	OT	OT2	Totals	
Iowa	1000	1173	12	8	2193	
Opponents	843	1087	15	12	1957	
						* 03/02/13 at Indiana L 60-73 17472
						* 03/05/13 ILLINOIS w 63-55 14566
						* 03/09/13 NEBRASKA w 74-60 15400

^ = Cancun Challenge - Cancun, Mexico
= Hy-Vee Big Four Classic - Des Moines, Iowa
* = Conference game

IOWA HAWKEYE BASKETBALL
Iowa Combined Team Statistics (as of Mar 09, 2013)
Conference games

RECORD:	OVERALL	HOME	AWAY	NEUTRAL
ALL GAMES	9-9	7-2	2-7	0-0
CONFERENCE	9-9	7-2	2-7	0-0
NON-CONFERENCE	0-0	0-0	0-0	0-0

##	Player	gp-gs	min	avg	Total		3-Point		F-Throw		Rebounds				pf	dq	a	to	blk	stl	pts	avg
					fg-fga	fg%	3fg-fga	3fg%	ft-fa	ft%	off	def	tot	avg								
30	White, Aaron	18-18	545	30.3	69-148	.466	9-28	.321	98-137	.715	41	66	107	5.9	26	0	28	33	13	21	245	13.6
04	Marble, Roy Devyn	17-17	503	29.6	65-180	.361	18-62	.290	72-84	.857	14	50	64	3.8	26	0	46	35	3	14	220	12.9
10	Gesell, Mike	14-14	416	29.7	48-128	.375	13-42	.310	11-17	.647	8	31	39	2.8	34	0	35	24	7	15	120	8.6
01	Basabe, Melsahn	18-11	360	20.0	51-94	.543	0-0	.000	27-41	.659	27	63	90	5.0	36	1	7	14	17	10	129	7.2
15	McCabe, Zach	18-0	301	16.7	32-80	.400	11-39	.282	26-34	.765	15	44	59	3.3	47	0	23	18	2	19	101	5.6
25	May, Eric	18-3	402	22.3	37-76	.487	7-19	.368	14-17	.824	23	52	75	4.2	28	0	31	14	6	16	95	5.3
05	Clemmons, Anthony	18-7	317	17.6	27-83	.325	7-25	.280	25-28	.893	6	23	29	1.6	36	0	48	32	6	12	86	4.8
02	Oglesby, Josh	18-2	310	17.2	25-104	.240	19-81	.235	10-12	.833	1	29	30	1.7	8	0	23	9	1	6	79	4.4
34	Woodbury, Adam	18-18	275	15.3	31-75	.413	0-0	.000	6-15	.400	31	50	81	4.5	52	1	9	22	11	7	68	3.8
00	Olaseni, Gabriel	18-0	195	10.8	17-32	.531	0-0	.000	8-16	.500	16	21	37	2.1	22	0	4	8	15	2	42	2.3
24	Ingram, Pat	9-0	37	4.1	2-5	.400	0-0	.000	2-4	.500	1	4	5	0.6	6	0	1	2	0	0	6	0.7
35	Stokes, Darius	4-0	6	1.5	1-1	1.000	0-0	.000	0-0	.000	1	2	3	0.8	0	0	0	0	1	0	2	0.5
13	Denning, Kyle	4-0	4	1.0	0-0	.000	0-0	.000	0-0	.000	0	0	0	0.0	0	0	0	0	0	1	0	0.0
11	Rickert, Christopher	4-0	4	1.0	0-2	.000	0-0	.000	0-0	.000	0	0	0	0.0	0	0	0	0	0	0	0	0.0
Team											39	25	64		1		4					
Total.....		18	3675		405-1008	.402	84-296	.284	299-405	.738	223	460	683	37.9	322	2	255	215	82	123	1193	66.3
Opponents.....		18	3675		415-1033	.402	101-335	.301	231-342	.675	212	433	645	35.8	339	6	227	212	76	114	1162	64.6

TEAM STATISTICS	IOWA	OPP	Date	Opponent	Score	Att.
SCORING	1193	1162	* 12/31/12	INDIANA	L 65-69	15400
Points per game	66.3	64.6	* 01/06/13	at Michigan	L 67-95	12693
Scoring margin	+1.7	-	* 01/10/13	MICHIGAN STATE	L 59-62	12872
FIELD GOALS-ATT	405-1008	415-1033	* 01/13/13	at Northwestern	W 70-50	6805
Field goal pct	.402	.402	* 01/19/13	WISCONSIN	W 70-66	15400
3 POINT FG-ATT	84-296	101-335	* 01/22/13	at Ohio State	L 63-72	16040
3-point FG pct	.284	.301	* 01/27/13	at Purdue	Lot 62-65	13671
3-pt FG made per game	4.7	5.6	* 01/31/13	PENN STATE	W 76-67	13369
FREE THROWS-ATT	299-405	231-342	* 02/03/13	at Minnesota	L 59-62	14625
Free throw pct	.738	.675	* 02/06/13	at Wisconsin	Lo2 70-74	17121
F-Throws made per game	16.6	12.8	* 02/09/13	NORTHWESTERN	W 71-57	15267
REBOUNDS	683	645	* 02/14/13	at Penn State	W 74-72	7636
Rebounds per game	37.9	35.8	* 02/17/13	MINNESOTA	W 72-51	15400
Rebounding margin	+2.1	-	* 02/23/13	at Nebraska	L 60-64	12334
ASSISTS	255	227	* 02/27/13	PURDUE	W 58-48	11787
Assists per game	14.2	12.6	* 03/02/13	at Indiana	L 60-73	17472
TURNOVERS	215	212	* 03/05/13	ILLINOIS	W 63-55	14566
Turnovers per game	11.9	11.8	* 03/09/13	NEBRASKA	W 74-60	15400
Turnover margin	-0.2	-				
Assist/turnover ratio	1.2	1.1				
STEALS	123	114				
Steals per game	6.8	6.3				
BLOCKS	82	76				
Blocks per game	4.6	4.2				
ATTENDANCE	129461	118397				
Home games-Avg/Game	9-14385	9-13155				
Neutral site-Avg/Game	-	0-0				

^ = Cancun Challenge - Cancun, Mexico
= Hy-Vee Big Four Classic - Des Moines, Iowa
* = Conference game

Score by Periods	1st	2nd	OT	OT2	Totals
Iowa	518	655	12	8	1193
Opponents	481	654	15	12	1162

IOWA HAWKEYE BASKETBALL
Iowa Combined Team Statistics (as of Mar 09, 2013)
Non-conference games

RECORD:	OVERALL	HOME	AWAY	NEUTRAL
ALL GAMES	11-2	9-0	0-1	2-1
CONFERENCE	0-0	0-0	0-0	0-0
NON-CONFERENCE	11-2	9-0	0-1	2-1

##	Player	gp-gs	min	avg	Total		3-Point		F-Throw		Rebounds				pf	dq	a	to	blk	stl	pts	avg
					fg-fga	fg%	3fg-fga	3fg%	ft-fta	ft%	off	def	tot	avg								
04	Marble, Roy Devyn	13-13	402	30.9	69-152	.454	20-51	.392	46-60	.767	11	43	54	4.2	17	0	38	29	4	12	204	15.7
30	White, Aaron	13-13	343	26.4	53-99	.535	4-22	.182	67-87	.770	31	53	84	6.5	21	0	17	16	8	14	177	13.6
10	Gesell, Mike	13-13	326	25.1	40-96	.417	15-45	.333	27-34	.794	5	35	40	3.1	22	0	44	29	2	18	122	9.4
01	Basabe, Melsahn	13-0	208	16.0	31-65	.477	0-0	.000	28-40	.700	22	35	57	4.4	16	0	7	21	18	5	90	6.9
34	Woodbury, Adam	13-13	222	17.1	36-59	.610	0-0	.000	14-27	.519	25	43	68	5.2	25	0	7	15	11	5	86	6.6
15	McCabe, Zach	13-7	200	15.4	26-74	.351	12-39	.308	10-14	.714	18	36	54	4.2	32	1	13	14	3	9	74	5.7
02	Oglesby, Josh	12-0	192	16.0	21-66	.318	17-57	.298	7-10	.700	3	13	16	1.3	7	0	10	9	2	4	66	5.5
25	May, Eric	13-0	222	17.1	18-43	.419	1-7	.143	19-26	.731	16	28	44	3.4	19	0	21	9	1	10	56	4.3
05	Clemmons, Anthony	13-6	225	17.3	20-46	.435	7-16	.438	7-16	.438	5	17	22	1.7	24	1	49	17	1	6	54	4.2
00	Olaseni, Gabriel	12-0	118	9.8	14-26	.538	0-0	.000	14-14	1.000	19	27	46	3.8	17	0	2	4	18	5	42	3.5
24	Ingram, Pat	8-0	78	9.8	4-9	.444	0-2	.000	3-8	.375	1	6	7	0.9	4	0	8	7	0	2	11	1.4
35	Stokes, Darius	6-0	31	5.2	2-8	.250	0-3	.000	2-5	.400	3	9	12	2.0	3	0	1	6	1	0	6	1.0
11	Rickert, Christopher	6-0	15	2.5	3-4	.750	0-0	.000	0-2	.000	1	5	6	1.0	1	0	1	0	0	0	6	1.0
13	Denning, Kyle	6-0	18	3.0	2-4	.500	2-4	.500	0-0	.000	1	0	1	0.2	1	0	2	2	0	0	6	1.0
Team											19	11	30				2					
Total.....		13	2600		339-751	.451	78-246	.317	244-343	.711	180	361	541	41.6	209	2	220	180	69	90	1000	76.9
Opponents.....		13	2600		284-773	.367	74-266	.278	153-207	.739	156	281	437	33.6	280	5	127	195	45	109	795	61.2

TEAM STATISTICS	IOWA	OPP	Date	Opponent	Score	Att.
SCORING	1000	795	11/09/12	UTPA	w 86-55	14859
Points per game	76.9	61.2	11/12/12	CENTRAL MICHIGAN	w 73-61	10578
Scoring margin	+15.8	-	11/15/12	HOWARD	w 66-36	10704
FIELD GOALS-ATT	339-751	284-773	11/17/12	GARDNER-WEBB	w 65-56	11852
Field goal pct	.451	.367	^ 11/20/12	vs Western Kentucky	w 63-55	902
3 POINT FG-ATT	78-246	74-266	^ 11/21/12	vs Wichita State	L 63-75	902
3-point FG pct	.317	.278	11/27/12	at Virginia Tech	L 79-95	5647
3-pt FG made per game	6.0	5.7	12/01/12	A&M-CORPUS CHRISTI	w 88-59	12628
FREE THROWS-ATT	244-343	153-207	12/04/12	SOUTH DAKOTA	w 87-63	11269
Free throw pct	.711	.739	12/07/12	IOWA STATE	w 80-71	15127
F-Throws made per game	18.8	11.8	# 12/15/12	vs UNI	w 80-73	13180
REBOUNDS	541	437	12/19/12	SOUTH CAROLINA STATE	w 90-46	12158
Rebounds per game	41.6	33.6	12/22/12	COPPIN STATE	w 80-50	13060
Rebounding margin	+8.0	-				
ASSISTS	220	127				
Assists per game	16.9	9.8				
TURNOVERS	180	195				
Turnovers per game	13.8	15.0				
Turnover margin	+1.2	-				
Assist/turnover ratio	1.2	0.7				
STEALS	90	109				
Steals per game	6.9	8.4				
BLOCKS	69	45				
Blocks per game	5.3	3.5				
ATTENDANCE	112235	20631				
Home games-Avg/Game	9-12471	1-5647				
Neutral site-Avg/Game	-	3-4995				

^ = Cancun Challenge - Cancun, Mexico
= Hy-Vee Big Four Classic - Des Moines, Iowa
* = Conference game

Score by Periods	1st	2nd	Totals
Iowa	482	518	1000
Opponents	362	433	795

IOWA HAWKEYE BASKETBALL
Iowa Combined Team Statistics (as of Mar 09, 2013)
Home games

RECORD:	OVERALL	HOME	AWAY	NEUTRAL
ALL GAMES	16-2	16-2	0-0	0-0
CONFERENCE	7-2	7-2	0-0	0-0
NON-CONFERENCE	9-0	9-0	0-0	0-0

##	Player	gp-gs	min	avg	Total		3-Point		F-Throw		Rebounds				pf	dq	a	to	blk	stl	pts	avg								
					fg-fga	fg%	3fg-fga	3fg%	ft-fa	ft%	off	def	tot	avg																
30	White, Aaron	18-18	503	27.9	77-145	.531	7-27	.259	108-141	.766	48	63	111	6.2	28	0	25	22	15	21	269	14.9								
04	Marble, Roy Devyn	17-17	510	30.0	79-193	.409	24-67	.358	69-82	.841	13	62	75	4.4	19	0	50	38	3	22	251	14.8								
10	Gesell, Mike	15-15	411	27.4	45-116	.388	10-43	.233	16-20	.800	5	37	42	2.8	27	0	52	26	6	24	116	7.7								
01	Basabe, Melsahn	18-6	294	16.3	47-94	.500	0-0	.000	36-50	.720	31	61	92	5.1	25	0	10	21	18	10	130	7.2								
34	Woodbury, Adam	18-18	305	16.9	51-83	.614	0-0	.000	13-29	.448	30	58	88	4.9	42	1	9	20	15	9	115	6.4								
15	McCabe, Zach	18-4	279	15.5	36-88	.409	17-49	.347	21-25	.840	22	49	71	3.9	35	0	20	22	4	17	110	6.1								
05	Clemmons, Anthony	18-8	342	19.0	32-82	.390	8-23	.348	21-32	.656	6	25	31	1.7	29	0	68	32	5	9	93	5.2								
02	Oglesby, Josh	17-1	270	15.9	23-85	.271	17-71	.239	15-19	.789	4	21	25	1.5	7	0	13	13	1	5	78	4.6								
25	May, Eric	18-3	325	18.1	27-60	.450	3-13	.231	14-22	.636	22	44	66	3.7	21	0	29	12	2	17	71	3.9								
00	Olaseni, Gabriel	17-0	200	11.8	19-33	.576	0-0	.000	19-20	.950	22	37	59	3.5	22	0	5	6	27	7	57	3.4								
24	Ingram, Pat	11-0	86	7.8	5-10	.500	0-2	.000	3-8	.375	2	9	11	1.0	6	0	8	8	0	2	13	1.2								
35	Stokes, Darius	9-0	36	4.0	3-9	.333	0-3	.000	2-5	.400	4	9	13	1.4	3	0	1	6	2	0	8	0.9								
11	Rickert, Christopher	9-0	18	2.0	3-5	.600	0-0	.000	0-2	.000	1	5	6	0.7	1	0	1	0	0	0	6	0.7								
13	Denning, Kyle	9-0	21	2.3	2-4	.500	2-4	.500	0-0	.000	1	0	1	0.1	1	0	2	2	0	1	6	0.7								
Team											22	24	46												4					
Total.....		18	3600	449-1007		.446	88-302	.291	337-455	.741	233	504	737	40.9	266	1	293	232	98	144	1323	73.5								
Opponents.....		18	3600	373-1048		.356	108-372	.290	178-257	.693	218	388	606	33.7	367	7	191	271	48	132	1032	57.3								

TEAM STATISTICS	IOWA	OPP	Date	Opponent	Score	Att.	
SCORING	1323	1032	11/09/12	UTPA	w 86-55	14859	
Points per game	73.5	57.3	11/12/12	CENTRAL MICHIGAN	w 73-61	10578	
Scoring margin	+16.2	-	11/15/12	HOWARD	w 66-36	10704	
FIELD GOALS-ATT	449-1007	373-1048	11/17/12	GARDNER-WEBB	w 65-56	11852	
Field goal pct	.446	.356	12/01/12	A&M-CORPUS CHRISTI	w 88-59	12628	
3 POINT FG-ATT	88-302	108-372	12/04/12	SOUTH DAKOTA	w 87-63	11269	
3-point FG pct	.291	.290	12/07/12	IOWA STATE	w 80-71	15127	
3-pt FG made per game	4.9	6.0	12/19/12	SOUTH CAROLINA STATE	w 90-46	12158	
FREE THROWS-ATT	337-455	178-257	12/22/12	COPPIN STATE	w 80-50	13060	
Free throw pct	.741	.693	* 12/31/12	INDIANA	L 65-69	15400	
F-Throws made per game	18.7	9.9	* 01/10/13	MICHIGAN STATE	L 59-62	12872	
REBOUNDS	737	606	* 01/19/13	WISCONSIN	w 70-66	15400	
Rebounds per game	40.9	33.7	* 01/31/13	PENN STATE	w 76-67	13369	
Rebounding margin	+7.3	-	* 02/09/13	NORTHWESTERN	w 71-57	15267	
ASSISTS	293	191	* 02/17/13	MINNESOTA	w 72-51	15400	
Assists per game	16.3	10.6	* 02/27/13	PURDUE	w 58-48	11787	
TURNOVERS	232	271	* 03/05/13	ILLINOIS	w 63-55	14566	
Turnovers per game	12.9	15.1	* 03/09/13	NEBRASKA	w 74-60	15400	
Turnover margin	+2.2	-					
Assist/turnover ratio	1.3	0.7	^ = Cancun Challenge - Cancun, Mexico				
STEALS	144	132	# = Hy-Vee Big Four Classic - Des Moines, Iowa				
Steals per game	8.0	7.3	* = Conference game				
BLOCKS	98	48					
Blocks per game	5.4	2.7					
ATTENDANCE	241696	0					
Home games-Avg/Game	18-13428	0-0					
Neutral site-Avg/Game	-	0-0					

Score by Periods	1st	2nd	Totals
Iowa	609	714	1323
Opponents	451	581	1032

IOWA HAWKEYE BASKETBALL
Iowa Combined Team Statistics (as of Mar 09, 2013)
Away games

RECORD:	OVERALL	HOME	AWAY	NEUTRAL
ALL GAMES	4-9	0-0	2-8	2-1
CONFERENCE	2-7	0-0	2-7	0-0
NON-CONFERENCE	2-2	0-0	0-1	2-1

##	Player	gp-gs	min	Total		3-Point		F-Throw		Rebounds				pf	dq	a	to	blk	stl	pts	avg	
				fg-fga	fg%	3fg-fga	3fg%	ft-fa	ft%	off	def	tot	avg									
04	Marble, Roy Devyn	13-13	395	30.4	55-139	.396	14-46	.304	49-62	.790	12	31	43	3.3	24	0	34	26	4	4	173	13.3
30	White, Aaron	13-13	385	29.6	45-102	.441	6-23	.261	57-83	.687	24	56	80	6.2	19	0	20	27	6	14	153	11.8
10	Gesell, Mike	12-12	331	27.6	43-108	.398	18-44	.409	22-31	.710	8	29	37	3.1	29	0	27	27	3	9	126	10.5
01	Basabe, Melsahn	13-5	274	21.1	35-65	.538	0-0	.000	19-31	.613	18	37	55	4.2	27	1	4	14	17	5	89	6.8
25	May, Eric	13-0	299	23.0	28-59	.475	5-13	.385	19-21	.905	17	36	53	4.1	26	0	23	11	5	9	80	6.2
02	Oglesby, Josh	13-1	232	17.8	23-85	.271	19-67	.284	2-3	.667	0	21	21	1.6	8	0	20	5	2	5	67	5.2
15	McCabe, Zach	13-3	222	17.1	22-66	.333	6-29	.207	15-23	.652	11	31	42	3.2	44	1	16	10	1	11	65	5.0
05	Clemmons, Anthony	13-5	200	15.4	15-47	.319	6-18	.333	11-12	.917	5	15	20	1.5	31	1	29	17	2	9	47	3.6
34	Woodbury, Adam	13-13	192	14.8	16-51	.314	0-0	.000	7-13	.538	26	35	61	4.7	35	0	7	17	7	3	39	3.0
00	Olaseni, Gabriel	13-0	113	8.7	12-25	.480	0-0	.000	3-10	.300	13	11	24	1.8	17	0	1	6	6	0	27	2.1
24	Ingram, Pat	6-0	29	4.8	1-4	.250	0-0	.000	2-4	.500	0	1	1	0.2	4	0	1	1	0	0	4	0.7
11	Rickert, Christopher	1-0	1	1.0	0-1	.000	0-0	.000	0-0	.000	0	0	0	0.0	0	0	0	0	0	0	0	0.0
13	Denning, Kyle	1-0	1	1.0	0-0	.000	0-0	.000	0-0	.000	0	0	0	0.0	0	0	0	0	0	0	0	0.0
35	Stokes, Darius	1-0	1	1.0	0-0	.000	0-0	.000	0-0	.000	0	2	2	2.0	0	0	0	0	0	0	0	0.0
Team											36	12	48		1		2					
Total.....		13	2675		295-752	.392	74-240	.308	206-293	.703	170	317	487	37.5	265	3	182	163	53	69	870	66.9
Opponents.....		13	2675		326-758	.430	67-229	.293	206-292	.705	150	326	476	36.6	252	4	163	136	73	91	925	71.2

TEAM STATISTICS	IOWA	OPP	Date	Opponent	Score	Att.
SCORING	870	925	^	11/20/12	vs Western Kentucky	W 63-55 902
Points per game	66.9	71.2	^	11/21/12	vs Wichita State	L 63-75 902
Scoring margin	-4.2	-		11/27/12	at Virginia Tech	L 79-95 5647
FIELD GOALS-ATT	295-752	326-758	#	12/15/12	vs UNI	W 80-73 13180
Field goal pct	.392	.430	*	01/06/13	at Michigan	L 67-95 12693
3 POINT FG-ATT	74-240	67-229	*	01/13/13	at Northwestern	W 70-50 6805
3-point FG pct	.308	.293	*	01/22/13	at Ohio State	L 63-72 16040
3-pt FG made per game	5.7	5.2	*	01/27/13	at Purdue	Lot 62-65 13671
FREE THROWS-ATT	206-293	206-292	*	02/03/13	at Minnesota	L 59-62 14625
Free throw pct	.703	.705	*	02/06/13	at Wisconsin	Lo2 70-74 17121
F-Throws made per game	15.8	15.8	*	02/14/13	at Penn State	W 74-72 7636
REBOUNDS	487	476	*	02/23/13	at Nebraska	L 60-64 12334
Rebounds per game	37.5	36.6	*	03/02/13	at Indiana	L 60-73 17472
Rebounding margin	+0.8	-				
ASSISTS	182	163				
Assists per game	14.0	12.5				
TURNOVERS	163	136				
Turnovers per game	12.5	10.5				
Turnover margin	-2.1	-				
Assist/turnover ratio	1.1	1.2				
STEALS	69	91				
Steals per game	5.3	7.0				
BLOCKS	53	73				
Blocks per game	4.1	5.6				
ATTENDANCE	0	139028				
Home games-Avg/Game	0-0	10-12404				
Neutral site-Avg/Game	-	3-4995				

^ = Cancun Challenge - Cancun, Mexico
= Hy-Vee Big Four Classic - Des Moines, Iowa
* = Conference game

Score by Periods	1st	2nd	OT	OT2	Totals
Iowa	391	459	12	8	870
Opponents	392	506	15	12	925

IOWA HAWKEYE BASKETBALL
Iowa Combined Team Statistics (as of Mar 09, 2013)
Games won

RECORD:	OVERALL	HOME	AWAY	NEUTRAL
ALL GAMES	20-0	16-0	2-0	2-0
CONFERENCE	9-0	7-0	2-0	0-0
NON-CONFERENCE	11-0	9-0	0-0	2-0

##	Player	gp-gs	min	avg	Total		3-Point		F-Throw		Rebounds				pf	dq	a	to	blk	stl	pts	avg
					fg-fga	fg%	3fg-fga	3fg%	ft-fa	ft%	off	def	tot	avg								
04	Marble, Roy Devyn	20-20	608	30.4	97-218	.445	29-78	.372	84-103	.816	13	64	77	3.9	25	0	62	45	6	21	307	15.4
30	White, Aaron	20-20	549	27.5	78-147	.531	8-33	.242	114-147	.776	44	79	123	6.2	29	0	31	27	17	21	278	13.9
10	Gesell, Mike	17-17	459	27.0	55-133	.414	18-58	.310	27-34	.794	7	45	52	3.1	31	0	55	30	4	25	155	9.1
01	Basabe, Melsahn	20-7	351	17.6	55-109	.505	0-0	.000	39-54	.722	37	67	104	5.2	26	0	13	27	26	12	149	7.5
34	Woodbury, Adam	20-20	327	16.4	52-90	.578	0-0	.000	14-31	.452	38	64	102	5.1	47	0	9	21	14	8	118	5.9
15	McCabe, Zach	20-5	303	15.2	37-97	.381	16-49	.327	24-31	.774	24	56	80	4.0	44	1	22	22	4	19	114	5.7
02	Oglesby, Josh	19-1	304	16.0	30-102	.294	22-84	.262	15-20	.750	3	20	23	1.2	10	0	17	13	1	6	97	5.1
25	May, Eric	20-2	384	19.2	34-72	.472	3-12	.250	19-28	.679	24	48	72	3.6	28	0	39	13	4	18	90	4.5
05	Clemmons, Anthony	20-8	342	17.1	30-72	.417	9-20	.450	17-26	.654	5	26	31	1.6	32	0	63	31	4	11	86	4.3
00	Olaseni, Gabriel	19-0	215	11.3	21-39	.538	0-0	.000	19-20	.950	28	41	69	3.6	24	0	5	7	29	7	61	3.2
24	Ingram, Pat	11-0	80	7.3	4-8	.500	0-2	.000	3-8	.375	2	7	9	0.8	7	0	7	8	0	2	11	1.0
35	Stokes, Darius	10-0	37	3.7	3-9	.333	0-3	.000	2-5	.400	4	11	15	1.5	3	0	1	6	2	0	8	0.8
11	Rickert, Christopher	10-0	19	1.9	3-6	.500	0-0	.000	0-2	.000	1	5	6	0.6	1	0	1	0	0	0	6	0.6
13	Denning, Kyle	10-0	22	2.2	2-4	.500	2-4	.500	0-0	.000	1	0	1	0.1	1	0	2	2	0	1	6	0.6
Team											30	26	56				5					
Total.....		20	4000		501-1106	.453	107-343	.312	377-509	.741	261	559	820	41.0	308	1	327	257	111	151	1486	74.3
Opponents.....		20	4000		414-1160	.357	122-427	.286	201-290	.693	236	415	651	32.5	412	9	206	282	58	147	1151	57.5

TEAM STATISTICS	IOWA	OPP	Date	Opponent	Score	Att.
SCORING	1486	1151	11/09/12	UTPA	w 86-55	14859
Points per game	74.3	57.5	11/12/12	CENTRAL MICHIGAN	w 73-61	10578
Scoring margin	+16.8	-	11/15/12	HOWARD	w 66-36	10704
FIELD GOALS-ATT	501-1106	414-1160	11/17/12	GARDNER-WEBB	w 65-56	11852
Field goal pct	.453	.357	^ 11/20/12	vs Western Kentucky	w 63-55	902
3 POINT FG-ATT	107-343	122-427	12/01/12	A&M-CORPUS CHRISTI	w 88-59	12628
3-point FG pct	.312	.286	12/04/12	SOUTH DAKOTA	w 87-63	11269
3-pt FG made per game	5.4	6.1	12/07/12	IOWA STATE	w 80-71	15127
FREE THROWS-ATT	377-509	201-290	# 12/15/12	vs UNI	w 80-73	13180
Free throw pct	.741	.693	12/19/12	SOUTH CAROLINA STATE	w 90-46	12158
F-Throws made per game	18.9	10.1	12/22/12	COPPIN STATE	w 80-50	13060
REBOUNDS	820	651	* 01/13/13	at Northwestern	w 70-50	6805
Rebounds per game	41.0	32.5	* 01/19/13	WISCONSIN	w 70-66	15400
Rebounding margin	+8.5	-	* 01/31/13	PENN STATE	w 76-67	13369
ASSISTS	327	206	* 02/09/13	NORTHWESTERN	w 71-57	15267
Assists per game	16.4	10.3	* 02/14/13	at Penn State	w 74-72	7636
TURNOVERS	257	282	* 02/17/13	MINNESOTA	w 72-51	15400
Turnovers per game	12.9	14.1	* 02/27/13	PURDUE	w 58-48	11787
Turnover margin	+1.3	-	* 03/05/13	ILLINOIS	w 63-55	14566
Assist/turnover ratio	1.3	0.7	* 03/09/13	NEBRASKA	w 74-60	15400
STEALS	151	147				
Steals per game	7.6	7.4				
BLOCKS	111	58				
Blocks per game	5.6	2.9				
ATTENDANCE	213424	28523				
Home games-Avg/Game	16-13339	2-7220				
Neutral site-Avg/Game	-	2-7041				

^ = Cancun Challenge - Cancun, Mexico
= Hy-Vee Big Four Classic - Des Moines, Iowa
* = Conference game

Score by Periods	1st	2nd	Totals
Iowa	689	797	1486
Opponents	497	654	1151

IOWA HAWKEYE BASKETBALL
Iowa Combined Team Statistics (as of Mar 09, 2013)
Games lost

RECORD:	OVERALL	HOME	AWAY	NEUTRAL
ALL GAMES	0-11	0-2	0-8	0-1
CONFERENCE	0-9	0-2	0-7	0-0
NON-CONFERENCE	0-2	0-0	0-1	0-1

##	Player	gp-gs	min	avg	Total		3-Point		F-Throw		Rebounds				pf	dq	a	to	blk	stl	pts	avg
					fg-fga	fg%	3fg-fga	3fg%	ft-fa	ft%	off	def	tot	avg								
30	White, Aaron	11-11	339	30.8	44-100	.440	5-17	.294	51-77	.662	28	40	68	6.2	18	0	14	22	4	14	144	13.1
04	Marble, Roy Devyn	10-10	297	29.7	37-114	.325	9-35	.257	34-41	.829	12	29	41	4.1	18	0	22	19	1	5	117	11.7
10	Gesell, Mike	10-10	283	28.3	33-91	.363	10-29	.345	11-17	.647	6	21	27	2.7	25	0	24	23	5	8	87	8.7
01	Basabe, Melsahn	11-4	217	19.7	27-50	.540	0-0	.000	16-27	.593	12	31	43	3.9	26	1	1	8	9	3	70	6.4
15	McCabe, Zach	11-2	198	18.0	21-57	.368	7-29	.241	12-17	.706	9	24	33	3.0	35	0	14	10	1	9	61	5.5
25	May, Eric	11-1	240	21.8	21-47	.447	5-14	.357	14-15	.933	15	32	47	4.3	19	0	13	10	3	8	61	5.5
05	Clemmons, Anthony	11-5	200	18.2	17-57	.298	5-21	.238	15-18	.833	6	14	20	1.8	28	1	34	18	3	7	54	4.9
02	Oglesby, Josh	11-1	198	18.0	16-68	.235	14-54	.259	2-2	1.000	1	22	23	2.1	5	0	16	5	2	4	48	4.4
34	Woodbury, Adam	11-11	170	15.5	15-44	.341	0-0	.000	6-11	.545	18	29	47	4.3	30	1	7	16	8	4	36	3.3
00	Olaseni, Gabriel	11-0	98	8.9	10-19	.526	0-0	.000	3-10	.300	7	7	14	1.3	15	0	1	5	4	0	23	2.1
24	Ingram, Pat	6-0	35	5.8	2-6	.333	0-0	.000	2-4	.500	0	3	3	0.5	3	0	2	1	0	0	6	1.0
Team											28	10	38		1		1					
Total.....		11	2275		243-653	.372	55-199	.276	166-239	.695	142	262	404	36.7	223	3	148	138	40	62	707	64.3
Opponents.....		11	2275		285-646	.441	53-174	.305	183-259	.707	132	299	431	39.2	207	2	148	125	63	76	806	73.3

TEAM STATISTICS	IOWA	OPP	Date	Opponent	Score	Att.
SCORING	707	806	^	11/21/12	vs Wichita State	L 63-75 902
Points per game	64.3	73.3		11/27/12	at Virginia Tech	L 79-95 5647
Scoring margin	-9.0	-	*	12/31/12	INDIANA	L 65-69 15400
FIELD GOALS-ATT	243-653	285-646	*	01/06/13	at Michigan	L 67-95 12693
Field goal pct	.372	.441	*	01/10/13	MICHIGAN STATE	L 59-62 12872
3 POINT FG-ATT	55-199	53-174	*	01/22/13	at Ohio State	L 63-72 16040
3-point FG pct	.276	.305	*	01/27/13	at Purdue	Lot 62-65 13671
3-pt FG made per game	5.0	4.8	*	02/03/13	at Minnesota	L 59-62 14625
FREE THROWS-ATT	166-239	183-259	*	02/06/13	at Wisconsin	Lo2 70-74 17121
Free throw pct	.695	.707	*	02/23/13	at Nebraska	L 60-64 12334
F-Throws made per game	15.1	16.6	*	03/02/13	at Indiana	L 60-73 17472
REBOUNDS	404	431				
Rebounds per game	36.7	39.2				
Rebounding margin	-2.5	-				
ASSISTS	148	148				
Assists per game	13.5	13.5				
TURNOVERS	138	125				
Turnovers per game	12.5	11.4				
Turnover margin	-1.2	-				
Assist/turnover ratio	1.1	1.2				
STEALS	62	76				
Steals per game	5.6	6.9				
BLOCKS	40	63				
Blocks per game	3.6	5.7				
ATTENDANCE	28272	110505				
Home games-Avg/Game	2-14136	8-13700				
Neutral site-Avg/Game	-	1-902				

^ = Cancun Challenge - Cancun, Mexico
= Hy-Vee Big Four Classic - Des Moines, Iowa
* = Conference game

Score by Periods	1st	2nd	OT	OT2	Totals
Iowa	311	376	12	8	707
Opponents	346	433	15	12	806



IOWA HAWKEYE BASKETBALL

Updated Iowa Player Bio

Melsahn Basabe



1

Jr., 6-7, 221, Forward
Glen Cove, N.Y.
St. Mark's

- Started his first game of the season vs. Penn State (Jan. 31), posting his first double-double of the season and 10th of his career (10 points and 10 rebounds)
- Snagged career board No. 500 against Purdue on Feb. 27
- Averaging 6.7 points and 5.6 rebounds as a starter
- Iowa's fourth leading scorer, averaging 7.1 points per outing
- Registered two double-doubles this season (Penn State and Nebraska)
- Ranks 11th in the Big Ten in blocks (1.1)
- Shooting at a 51.6 percent clip from the field, including 54 percent in league play
- Has grabbed 10 or more boards four times this season and 15 times in his career
- Saw limited action in Iowa games against Coppin State and Indiana due to injury
- Ranks first on the team in blocks (35) and third in rebounding (4.7)
- Blocked four shots twice this year (Central Michigan and Western Kentucky)
- Grabbed a game-high 10 rebounds to go along with nine points in opening win vs. UTPA
- Blocked a game and season-high four shots and scored nine points in win over Central Michigan
- Scored 11 points and blocked a game-high four shots in win over Western Kentucky
- Scored a game-high 17 points against A&M-CC off 5-of-6 shooting from the floor and 7-of-8 shooting from the charity stripe
- Netted 14 points on 5-5 shooting from the field and 4-5 from the foul line vs. #18 Michigan State
- Tallied 11 points on 5-of-6 shooting from the field and 1-1 from the foul line in win at Northwestern
- Pulled down a game-high 10 boards at #14 Ohio State
- Led team with eight rebounds and three blocks to go along with 12 points at Purdue
- Rejected a game-high three shots in home win over Northwestern

2012-13 Game-by-Game

Opponent	Date	gs	min	Total		3-Pointers		Free throws		Rebounds				pf	a	t/o	blk	stl	pts	avg
				fg-fga	pct	3fg-fga	pct	ft-fa	pct	off	def	tot	avg							
UTPA	11/09/12	17	2-9	.222	0-0	.000	5-8	.625	6	4	10	10.0	3	0	3	2	2	9	9.0	
CENTRAL MICHIGAN	11/12/12	20	4-8	.500	0-0	.000	1-1	1.000	1	2	3	6.5	1	0	1	4	1	9	9.0	
HOWARD	11/15/12	15	2-3	.667	0-0	.000	1-2	.500	4	2	6	6.3	1	1	3	0	0	5	7.7	
GARDNER-WEBB	11/17/12	20	2-5	.400	0-0	.000	0-0	.000	0	3	3	5.5	1	0	2	1	0	4	6.8	
vs Western Kentucky	11/20/12	23	4-5	.800	0-0	.000	3-4	.750	2	3	5	5.4	0	1	2	4	1	11	7.6	
vs Wichita State	11/21/12	21	0-2	.000	0-0	.000	6-8	.750	0	2	2	4.8	2	0	1	1	0	6	7.3	
at Virginia Tech	11/27/12	21	2-2	1.000	0-0	.000	2-2	1.000	0	1	1	4.3	2	0	1	1	0	6	7.1	
A&M-CORPUS CHRISTI	12/01/12	13	5-6	.833	0-0	.000	7-8	.875	2	3	5	4.4	1	2	2	0	0	17	8.4	
SOUTH DAKOTA	12/04/12	12	2-8	.250	0-0	.000	2-3	.667	4	4	8	4.8	2	1	0	0	0	6	8.1	
IOWA STATE	12/07/12	14	4-8	.500	0-0	.000	0-0	.000	1	3	4	4.7	1	1	1	2	0	8	8.1	
vs UNI	12/15/12	13	1-2	.500	0-0	.000	0-0	.000	1	0	1	4.4	1	1	3	1	1	2	7.5	
SOUTH CAROLINA STAT	12/19/12	15	3-7	.429	0-0	.000	1-2	.500	1	4	5	4.4	1	0	2	1	0	7	7.5	
COPPIN STATE	12/22/12	4	0-0	.000	0-0	.000	0-2	.000	0	4	4	4.4	0	0	0	1	0	0	6.9	
INDIANA	12/31/12	9	1-1	1.000	0-0	.000	0-0	.000	0	1	1	4.1	0	0	1	1	1	2	6.6	
at Michigan	01/06/13	15	1-3	.333	0-0	.000	0-0	.000	0	0	0	3.9	0	0	0	0	0	2	6.3	
MICHIGAN STATE	01/10/13	17	5-5	1.000	0-0	.000	4-5	.800	0	3	3	3.8	4	0	0	0	2	14	6.8	
at Northwestern	01/13/13	13	5-6	.833	0-0	.000	1-1	1.000	1	3	4	3.8	3	0	1	0	1	11	7.0	
WISCONSIN	01/19/13	12	2-4	.500	0-0	.000	3-4	.750	0	2	2	3.7	3	0	0	0	1	7	7.0	
at Ohio State	01/22/13	27	3-7	.429	0-0	.000	1-2	.500	4	6	10	4.1	2	0	1	0	0	7	7.0	
at Purdue	01/27/13	31	5-8	.625	0-0	.000	2-5	.400	2	6	8	4.3	2	1	0	3	0	12	7.3	
PENN STATE	01/31/13	* 25	1-4	.250	0-0	.000	8-10	.800	4	6	10	4.5	2	1	2	1	1	10	7.4	
at Minnesota	02/03/13	* 15	3-6	.500	0-0	.000	1-2	.500	1	2	3	4.5	4	0	1	1	0	7	7.4	
at Wisconsin	02/06/13	* 25	3-6	.500	0-0	.000	0-0	.000	2	6	8	4.6	5	0	1	0	0	6	7.3	
NORTHWESTERN	02/09/13	* 19	4-4	1.000	0-0	.000	0-0	.000	0	3	3	4.5	0	1	0	3	0	8	7.3	
at Penn State	02/14/13	* 34	4-8	.500	0-0	.000	3-4	.750	2	4	6	4.6	1	1	1	4	2	11	7.5	
MINNESOTA	02/17/13	* 22	2-3	.667	0-0	.000	0-0	.000	1	2	3	4.5	3	1	0	1	1	4	7.3	
at Nebraska	02/23/13	* 18	1-4	.250	0-0	.000	0-0	.000	1	1	2	4.4	1	0	0	1	0	2	7.1	
PURDUE	02/27/13	* 23	1-8	.125	0-0	.000	2-2	1.000	2	4	6	4.5	1	0	2	0	0	4	7.0	
at Indiana	03/02/13	* 18	3-6	.500	0-0	.000	0-3	.000	2	3	5	4.5	4	0	2	1	0	6	7.0	
ILLINOIS	03/05/13	* 16	2-4	.500	0-0	.000	1-2	.500	1	2	3	4.5	1	1	0	0	1	5	6.9	
NEBRASKA	03/09/13	* 21	5-7	.714	0-0	.000	1-1	1.000	4	9	13	4.7	0	1	2	1	0	11	7.1	
Totals		11	568	82-159	.516	0-0	.000	55-81	.679	49	98	147	4.7	52	14	35	35	15	219	7.1

Games played: 31
 Minutes/game: 18.3
 Points/game: 7.1
 FG Pct: 51.6
 FT Pct: 67.9

Rebounds/game: 4.7
 Assists/game: 0.5
 Turnovers/game: 1.1
 Assist/turnover ratio: 0.4
 Steals/game: 0.5
 Blocks/game: 1.1

- Tied season high with four blocks and two steals to go along with 11 points in win at Penn State
- Collected his second double-double of the season (11 points, 13 rebounds) in a home victory over Nebraska

Personal Bests

Points: 25 at Michigan, 1/30/11
Rebounds: 14 vs. Iowa State, 12/10/10
FGM: 9 at Michigan, 1/30/11
FGA: 14 vs. Iowa State, 12/10/10
FTM: 8, 3x, last vs. Penn State, 1/31/13
FTA: 11 vs. Ohio State, 1/4/11
Assists: 2, 4x, last vs. A&M-CC, 12/1/12
Steals: 2, 6x, last at Penn St., 2/14/13
Blocks: 7 vs. Iowa State, 12/10/10
Minutes: 37 vs. Wisconsin, 2/9/11

CAREER STATISTICS

YEAR	G/GS	FG-A	PCT	3-PT	PCT	FT-A	PCT	RB	AVG	PF-FO	AS	TO	BK	ST	PTS	AVG
Fresh.	31/31	131-229	.572	0-0	.000	80-112	.714	210	6.8	83-2	9	65	41	12	342	11.0
Soph.	35/21	109-208	.524	0-0	.000	69-105	.657	168	4.8	71-1	11	45	36	18	287	8.2
Junior	31/11	82-159	.516	0-0	.000	55-81	.679	147	4.5	52-0	14	35	35	15	219	7.1
TOTALS	97/63	322-596	.540	0-0	.000	204-298	.685	525	5.4	206-4	34	145	112	45	848	8.7



IOWA HAWKEYE BASKETBALL

Updated Iowa Player Bio

Anthony Clemmons



5

Fr., 6-1, 192, Guard
Lansing, Mich.
Sexton HS

- Started 13 games at point guard; moved to the bench vs. Penn State on Jan. 31
- Ranks sixth in Big Ten in assist-turnover ratio (2.0)
- Ranks first on the team in assists (97)
- Led Iowa in assists 10 times
- Iowa is 3-0 when he dishes out eight assists or more
- Blocked a shot in two of the last four games
- Scored in double figures four times, including three times in Big Ten play
- Registered nine points and four assists in win over Central Michigan
- Tallied nine points, two assists and a steal against Virginia Tech
- Made his first career start against A&M-CC and dished out five assists
- Had eight assists and no turnovers in win over South Dakota
- Posted personal bests in scoring (14) and minutes played (29) to go along with a game-high eight assists in win over Iowa State
- Dished out a personal-best nine assists and collected a team-high three steals in victory over Coppin State
- Shared game high honors in assists (6) in home game against #5 Indiana
- Registered 12 points and a team-best seven assists in road game at #2 Michigan
- Dished out a game-high six assists vs. #18 Michigan State
- Had 10 points, three rebounds and three assists in home win over Wisconsin
- Recorded nine points, four rebounds and three assists at #14 Ohio State

2012-13 Game-by-Game

Opponent	Date	gs	min	Total		3-Pointers		Free throws		Rebounds				pf	a	t/o	blk	stl	pts	avg
				fg-fga	pct	3fg-fga	pct	ft-fa	pct	off	def	tot	avg							
UTPA	11/09/12	14	2-5	.400	1-1	1.000	0-0	.000	2	2	4	4.0	0	2	2	0	0	5	5.0	
CENTRAL MICHIGAN	11/12/12	21	3-6	.500	2-4	.500	1-2	.500	1	1	2	3.0	0	4	2	0	0	9	7.0	
HOWARD	11/15/12	17	0-3	.000	0-1	.000	0-0	.000	0	1	1	2.3	2	2	1	0	0	0	4.7	
GARDNER-WEBB	11/17/12	6	0-1	.000	0-1	.000	0-0	.000	0	0	0	1.8	0	0	1	0	0	0	3.5	
vs Western Kentucky	11/20/12	11	0-1	.000	0-0	.000	0-0	.000	0	1	1	1.6	2	2	0	0	1	0	2.8	
vs Wichita State	11/21/12	11	1-1	1.000	1-1	1.000	0-0	.000	0	2	2	1.7	1	1	0	0	0	3	2.8	
at Virginia Tech	11/27/12	16	3-5	.600	1-3	.333	2-3	.667	0	0	0	1.4	5	2	1	0	1	9	3.7	
A&M-CORPUS CHRISTI	12/01/12	*	21	0-1	.000	0-0	.000	1-4	.250	0	2	1.5	2	5	1	1	0	1	3.4	
SOUTH DAKOTA	12/04/12	*	21	2-5	.400	0-1	.000	0-0	.000	0	1	1.4	3	8	0	0	1	4	3.4	
IOWA STATE	12/07/12	*	29	5-8	.625	2-3	.667	2-3	.667	1	0	1	1.4	4	8	1	0	0	14	4.5
vs UNI	12/15/12	*	11	0-0	.000	0-0	.000	0-0	.000	0	2	1.5	3	0	2	0	0	0	4.1	
SOUTH CAROLINA STAT	12/19/12	*	25	2-5	.400	0-0	.000	0-2	.000	1	2	3	1.6	1	6	2	0	0	4	4.1
COPPIN STATE	12/22/12	*	22	2-5	.400	0-1	.000	1-2	.500	0	3	3	1.7	1	9	4	0	3	5	4.2
INDIANA	12/31/12	*	24	2-6	.333	0-1	.000	2-2	1.000	0	3	3	1.8	3	6	4	0	2	6	4.3
at Michigan	01/06/13	*	26	4-6	.667	2-3	.667	2-2	1.000	1	2	3	1.9	3	7	2	0	0	12	4.8
MICHIGAN STATE	01/10/13	*	22	1-9	.111	0-4	.000	2-4	.500	1	1	2	1.9	2	6	4	1	1	4	4.8
at Northwestern	01/13/13	*	14	0-2	.000	0-0	.000	0-0	.000	0	0	0	1.8	2	3	2	0	3	0	4.5
WISCONSIN	01/19/13	*	29	3-8	.375	0-1	.000	4-4	1.000	0	3	3	1.8	1	3	1	1	0	10	4.8
at Ohio State	01/22/13	*	22	3-9	.333	1-4	.250	2-2	1.000	1	3	4	1.9	3	3	2	0	0	9	5.0
at Purdue	01/27/13	*	11	0-3	.000	0-2	.000	2-2	1.000	0	0	0	1.9	3	0	1	1	1	2	4.9
PENN STATE	01/31/13	14	1-1	1.000	1-1	1.000	5-6	.833	0	2	2	1.9	2	1	1	0	0	8	5.0	
at Minnesota	02/03/13	21	1-5	.200	0-1	.000	2-2	1.000	2	0	2	1.9	2	5	0	0	1	4	5.0	
at Wisconsin	02/06/13	18	1-4	.250	0-1	.000	0-0	.000	0	2	2	1.9	2	2	1	0	0	2	4.8	
NORTHWESTERN	02/09/13	15	1-3	.333	0-1	.000	1-1	1.000	0	1	1	1.8	1	3	1	0	0	3	4.8	
at Penn State	02/14/13	10	1-2	.500	1-2	.500	0-0	.000	0	2	2	1.8	1	2	3	0	1	3	4.7	
MINNESOTA	02/17/13	9	0-2	.000	0-0	.000	0-0	.000	0	0	0	1.8	1	1	2	1	0	0	4.5	
at Nebraska	02/23/13	10	1-4	.250	0-0	.000	1-1	1.000	0	1	1	1.7	2	0	1	0	0	3	4.4	
PURDUE	02/27/13	15	2-3	.667	0-0	.000	0-0	.000	0	0	0	1.7	1	1	2	1	2	4	4.4	
at Indiana	03/02/13	19	0-5	.000	0-1	.000	0-0	.000	1	0	1	1.7	2	2	2	1	1	0	4.3	
ILLINOIS	03/05/13	15	2-5	.400	1-2	.500	0-0	.000	0	3	3	1.7	4	2	3	0	0	5	4.3	
NEBRASKA	03/09/13	23	4-6	.667	1-1	1.000	2-2	1.000	0	0	0	1.6	1	1	0	0	0	11	4.5	
Totals		13	542	47-129	.364	14-41	.341	32-44	.727	11	40	51	1.6	60	97	49	7	18	140	4.5

Games played: 31
 Minutes/game: 17.5
 Points/game: 4.5
 FG Pct: 36.4
 3FG Pct: 34.1
 FT Pct: 72.7

Rebounds/game: 1.6
 Assists/game: 3.1
 Turnovers/game: 1.6
 Assist/turnover ratio: 2.0
 Steals/game: 0.6
 Blocks/game: 0.2

- Registered eight points in home victory over Penn State
- Tallied 11 points in home victory over Nebraska

Personal Bests

Points: 14 vs. Iowa State, 12/7/12
Rebounds: 4, 2x, last vs. Ohio State, 1/22/13
FGM: 5 vs. Iowa State, 12/7/12
FGA: 8 vs. Iowa State, 12/7/12
3-pt FG: 2, 3x, last vs. Michigan, 1/6/13
3-pt FGA: 4 vs. Central Michigan, 11/12/12
FTM: 2, 2x, last vs. Michigan, 1/6/13
FTA: 3, 2x, last vs. Michigan, 1/6/13
Assists: 9, Coppin State, 12/22/12
Steals: 3, 2x, last vs. Northwestern, 1/13/13
Blocks: 1, 7x, last at Indiana, 3/2/13
Minutes: 29 vs. Iowa State, 12/7/12

CAREER STATISTICS

YEAR	G/GS	FG-A	PCT	3-PT	PCT	FT-A	PCT	RB	AVG	PF-FO	AS	TO	BK	ST	PTS	AVG
Fresh.	31/14	47-129	.364	14-41	.341	32-44	.727	51	1.6	60-1	97	49	7	18	140	4.5



IOWA HAWKEYE BASKETBALL

Updated Iowa Player Bio

Kyle Denning



13

So., 6-1, 165, Guard
Cedar Falls, Iowa
Northern University HS

- Non-scholarship athlete
- Saw action in 14 career games, including 10 this season
- Posted career highs in points (6), assists (2), 3-pointers made (2), and minutes played (5) in victory over South Carolina State
- Collected first career steal in home win over Northwestern

Personal Bests

Points: 6 vs. SC State, 12/19/12
Rebounds: 1, 2x, last vs. SC State, 12/19/12
FGM: 2 vs. SC State, 12/19/12
FGA: 3 vs. SC State, 12/19/12
3-pt FG: 2 vs. SC State, 12/19/12
3-pt FGA: 3 vs. SC State, 12/19/12
FTM: 2 vs. Chicago State, 11/11/11
FTA: 2 vs. Chicago State, 11/11/11
Assists: 2 vs. SC State, 12/19/12
Steals: 1 vs. Northwestern, 2/9/13
Blocks: ---
Minutes: 5 vs. SC State, 12/19/12

2012-13 Game-by-Game

Opponent	Date	gs	min	Total		3-Pointers		Free throws		Rebounds				pf	a	t/o	blk	stl	pts	avg
				fg-fga	pct	3fg-fga	pct	ft-fa	pct	off	def	tot	avg							
UTPA	11/09/12	3	0-0	.000	0-0	.000	0-0	.000	0	0	0	0	0	0	0	1	0	0	0	0.0
HOWARD	11/15/12	2	0-0	.000	0-0	.000	0-0	.000	0	0	0	0	0	0	0	0	0	0	0	0.0
A&M-CORPUS CHRISTI	12/01/12	3	0-0	.000	0-0	.000	0-0	.000	0	0	0	0	0	0	0	0	0	0	0	0.0
SOUTH DAKOTA	12/04/12	1	0-0	.000	0-0	.000	0-0	.000	0	0	0	0	0	0	0	0	0	0	0	0.0
SOUTH CAROLINA STAT	12/19/12	5	2-3	.667	2-3	.667	0-0	.000	1	0	1	0.2	1	2	1	0	0	0	6	1.2
COPPIN STATE	12/22/12	4	0-1	.000	0-1	.000	0-0	.000	0	0	0	0.2	0	0	0	0	0	0	0	1.0
at Northwestern	01/13/13	1	0-0	.000	0-0	.000	0-0	.000	0	0	0	0.1	0	0	0	0	0	0	0	0.9
NORTHWESTERN	02/09/13	1	0-0	.000	0-0	.000	0-0	.000	0	0	0	0.1	0	0	0	0	0	1	0	0.8
MINNESOTA	02/17/13	1	0-0	.000	0-0	.000	0-0	.000	0	0	0	0.1	0	0	0	0	0	0	0	0.7
NEBRASKA	03/09/13	1	0-0	.000	0-0	.000	0-0	.000	0	0	0	0.1	0	0	0	0	0	0	0	0.6
Totals		0	22	2-4	.500	2-4	.500	0-0	.000	1	0	1	0.1	1	2	2	0	1	6	0.6

Games played: 10
 Minutes/game: 2.2
 Points/game: 0.6
 FG Pct: 50.0
 3FG Pct: 50.0

Rebounds/game: 0.1
 Assists/game: 0.2
 Turnovers/game: 0.2
 Assist/turnover ratio: 1.0
 Steals/game: 0.1

CAREER STATISTICS

YEAR	G/GS	FG-A	PCT	3-PT	PCT	FT-A	PCT	RB	AVG	PF-FO	AS	TO	BK	ST	PTS	AVG
Fresh.	4/0	1-2	.500	0-1	.000	2-2	1.000	1	0.3	0-0	0	1	0	0	4	1.0
Soph.	10/0	2-4	.500	2-4	.500	0-0	.000	1	0.1	1-0	2	2	0	1	6	0.6
TOTALS	14/0	3-6	.500	2-5	.400	2-2	1.000	2	0.1	1-0	2	3	0	1	10	0.7



IOWA HAWKEYE BASKETBALL

Updated Iowa Player Bio

Mike Gesell



10

Fr., 6-1, 185, Guard
South Sioux City, Neb.
South Sioux City HS

- Suffered an injured right foot; missed Iowa's last four games (Purdue, Indiana, Illinois, Nebraska) -- it is hopeful he will return for the Big Ten Tournament
- Scored in double figures 12 times
- One of only four Hawkeye freshmen to post 242 points, 79 rebounds and 79 assists in a season
- Named Big Ten Freshman of the Week and ESPN Freshman of the Weekend (Dec. 17)
- Iowa's third leading scorer averaging nine points per contest
- Has led the team in steals a team-best eight times
- Ranks second on the team in assists (79) and third in 3-pointers made (28)
- Tallied 15 points and dished a game-high five assists in win over Central Michigan
- Netted 19 points, bolstered by 7-10 shooting from the field, to go along with four rebounds, two assists and two steals in win over Western Kentucky
- Had nine points, four rebounds and four assists against A&M-CC
- Scored 12 points with four assists and three steals against South Dakota
- Tallied 11 points, grabbed a personal-best five rebounds and equaled a personal best with three steals in win over Iowa State
- Posted a season-high 23 points in win over UNI
- Registered personal bests in rebounds (6), steals (3) and assists (8) in victory over South Carolina State
- Netted 13 points in home game against #5 Indiana
- Had 11 points and four rebounds in home win over Wisconsin
- Scored a personal Big Ten-best 18 points while playing a career-high 39 minutes at Purdue
- Led team in rebounding for first time in career when he snagged six boards to go along with a team-best 11 points in road game at #23 Minnesota

2012-13 Game-by-Game

Opponent	Date	gs	min	Total		3-Pointers		Free throws		Rebounds				pf	a	t/o	blk	stl	pts	avg	
				fg-fga	pct	3fg-fga	pct	ft-fa	pct	off	def	tot	avg								
UTPA	11/09/12	*	24	3-6	.500	1-3	.333	0-0	.000	0	3	3	3.0	0	4	1	0	1	7	7.0	
CENTRAL MICHIGAN	11/12/12	*	32	6-11	.545	3-6	.500	0-1	.000	0	3	3	3.0	2	5	3	0	1	15	11.0	
HOWARD	11/15/12	*	27	1-6	.167	1-4	.250	0-0	.000	0	3	3	3.0	1	5	1	0	0	3	8.3	
GARDNER-WEBB	11/17/12	*	31	0-8	.000	0-3	.000	2-2	1.000	1	3	4	3.3	3	4	1	1	1	2	6.8	
vs Western Kentucky	11/20/12	*	29	7-10	.700	3-5	.600	2-3	.667	0	4	4	3.4	3	2	4	0	2	19	9.2	
vs Wichita State	11/21/12	*	12	0-3	.000	0-0	.000	2-2	1.000	1	2	3	3.3	4	0	3	0	0	2	8.0	
at Virginia Tech	11/27/12	*	19	2-7	.286	0-3	.000	1-2	.500	0	0	0	2.9	1	2	2	0	0	5	7.6	
A&M-CORPUS CHRISTI	12/01/12	*	21	3-3	1.000	2-2	1.000	1-2	.500	0	4	4	3.0	0	4	0	0	0	9	7.8	
SOUTH DAKOTA	12/04/12	*	31	5-11	.455	0-3	.000	2-2	1.000	0	1	1	2.8	1	4	2	0	3	12	8.2	
IOWA STATE	12/07/12	*	28	2-10	.200	1-6	.167	6-6	1.000	0	5	5	3.0	2	3	3	0	3	11	8.5	
vs UNI	12/15/12	*	28	6-9	.667	4-6	.667	7-9	.778	0	2	2	2.9	1	2	5	0	2	23	9.8	
SOUTH CAROLINA STAT	12/19/12	*	19	1-3	.333	0-1	.000	3-3	1.000	3	3	6	3.2	2	8	1	0	3	5	9.4	
COPPIN STATE	12/22/12	*	25	4-9	.444	0-3	.000	1-2	.500	0	2	2	3.1	2	1	3	1	2	9	9.4	
INDIANA	12/31/12	*	35	6-12	.500	0-2	.000	1-2	.500	0	1	1	2.9	1	2	3	1	2	13	9.6	
at Michigan	01/06/13	*	20	2-8	.250	2-5	.400	0-0	.000	1	4	5	3.1	2	1	0	0	2	6	9.4	
MICHIGAN STATE	01/10/13	*	30	3-6	.500	0-1	.000	0-0	.000	0	1	1	2.9	4	5	4	1	1	6	9.2	
at Northwestern	01/13/13	*	26	1-8	.125	0-4	.000	1-2	.500	1	2	3	2.9	3	3	1	0	0	3	8.8	
WISCONSIN	01/19/13	*	26	5-13	.385	1-5	.200	0-0	.000	1	3	4	3.0	3	0	0	0	1	11	8.9	
at Ohio State	01/22/13	*	26	2-7	.286	2-5	.400	0-0	.000	1	0	1	2.9	2	1	3	1	0	6	8.8	
at Purdue	01/27/13	*	39	6-11	.545	3-4	.750	3-4	.750	1	3	4	3.0	4	0	1	1	0	18	9.3	
PENN STATE	01/31/13	*	27	0-4	.000	0-2	.000	0-0	.000	0	2	2	2.9	3	4	3	0	2	0	8.8	
at Minnesota	02/03/13	*	30	4-12	.333	2-4	.500	1-3	.333	0	6	6	3.0	1	3	1	0	0	11	8.9	
at Wisconsin	02/06/13	*	42	5-15	.333	1-4	.250	3-4	.750	0	1	1	3.0	4	4	4	0	2	14	9.1	
NORTHWESTERN	02/09/13	*	25	1-4	.250	0-1	.000	0-0	.000	0	3	3	3.0	2	2	1	1	0	2	8.8	
at Penn State	02/14/13	*	30	5-8	.625	1-3	.333	2-2	1.000	1	2	3	3.0	2	3	1	0	0	13	9.0	
MINNESOTA	02/17/13	*	30	5-10	.500	1-1	1.000	0-0	.000	0	0	0	2.8	1	1	0	1	4	11	9.1	
at Nebraska	02/23/13	*	30	3-10	.300	0-1	.000	0-0	.000	2	3	5	2.9	2	6	2	1	1	6	9.0	
Totals			27	742	88-224	.393	28-87	.322	38-51	.745	13	66	79	2.9	56	79	53	9	33	242	9.0

Games played: 27
 Minutes/game: 27.5
 Points/game: 9.0
 FG Pct: 39.3
 3FG Pct: 32.2
 FT Pct: 74.5

Rebounds/game: 2.9
 Assists/game: 2.9
 Turnovers/game: 2.0
 Assist/turnover ratio: 1.5
 Steals/game: 1.2
 Blocks/game: 0.3

- Led team in scoring (14 points) and assists (4) in double-overtime game at Wisconsin
- Credited with a game and career-high four assists to go along with 11 points in home win over Minnesota
- Dished out a Big Ten season-best six assists, all in the first half, at Nebraska

Personal Bests

Points: 23 vs. UNI, 12/15/12
Rebounds: 6, 2x, last at Minnesota, 2/3/13
FGM: 7 vs. Western Kentucky, 11/20/12
FGA: 12, 2x, last vs. Minn., 2/3/13
3-pt FG: 4 vs. UNI, 12/15/12
3-pt FGA: 6, 2x, last vs. UNI, 12/15/12
FTM: 7 vs. UNI, 12/15/12
FTA: 9 vs. UNI, 12/15/12
Assists: 8 vs. SC State, 12/19/12
Steals: 3, 3x, last vs. SC State, 12/19/12
Blocks: 1, 9x, last at Nebraska, 2/23/13
Minutes: 42 at Wisconsin, 2/6/13

CAREER STATISTICS

YEAR	G/GS	FG-A	PCT	3-PT	PCT	FT-A	PCT	RB	AVG	PF-FO	AS	TO	BK	ST	PTS	AVG
Fresh.	27/27	88-224	.393	28-87	.322	38-51	.745	79	2.9	56-0	79	53	9	33	242	9.0



IOWA HAWKEYE BASKETBALL

Updated Iowa Player Bio

Pat Ingram



24

Fr., 6-2, 211, Guard
Indianapolis, Ind.
North Central HS

- Played in 17 games
- Scored first career basket in opening win vs. UTPA
- Had two points, two rebounds and an assist in win over Howard
- Played a career-high 21 minutes against South Carolina State, dishing out a personal-best three assists and grabbing three rebounds
- Tallied three points and had a rebound in road game at #2 Michigan
- Had two points, two rebounds and an assist in 12 minutes of action vs. #18 Michigan State
- Scored one point in home win over Minnesota

Personal Bests

Points: 3 vs. Michigan, 1/6/13
Rebounds: 3 vs. SC State, 12/19/12
FGM: 1, 5x, last vs. Minnesota, 2/17/13
FGA: 3 vs. SC State, 12/19/12
3-pt FG: ---
3-pt FGA: 1, 2x, last vs. SCSU, 12/19/12
FTM: 2 vs. Howard, 11/15/12
FTA: 4 vs. Howard, 11/15/12
Assists: 3 vs. SC State, 12/19/12
Steals: 1, 2x, last vs. SC State, 12/19/12
Blocks: ---
Minutes: 21 vs. SC State, 12/19/12

2012-13 Game-by-Game

Opponent	Date	gs	min	Total		3-Pointers		Free throws		Rebounds				pf	a	t/o	blk	stl	pts	avg
				fg-fga	pct	3fg-fga	pct	ft-fa	pct	off	def	tot	avg							
UTPA	11/09/12	4	1-1	1.000	0-0	.000	0-0	.000	0	0	0	0	0	1	1	0	0	2	2.0	
HOWARD	11/15/12	4	0-0	.000	0-0	.000	2-4	.500	0	2	2	1.0	0	1	0	0	0	2	2.0	
vs Wichita State	11/21/12	8	0-1	.000	0-0	.000	1-2	.500	0	0	0	0.7	0	1	0	0	0	1	1.7	
at Virginia Tech	11/27/12	3	0-1	.000	0-0	.000	0-0	.000	0	0	0	0.5	0	0	0	0	0	1.3		
A&M-CORPUS CHRISTI	12/01/12	16	0-1	.000	0-1	.000	0-0	.000	1	0	1	0.6	0	1	3	0	1	0	1.0	
SOUTH DAKOTA	12/04/12	8	1-1	1.000	0-0	.000	0-0	.000	0	0	0	0.5	1	0	0	0	0	2	1.2	
SOUTH CAROLINA STAT	12/19/12	21	1-3	.333	0-1	.000	0-2	.000	0	3	3	0.9	1	3	1	0	1	2	1.3	
COPPIN STATE	12/22/12	14	1-1	1.000	0-0	.000	0-0	.000	0	1	1	0.9	2	1	2	0	0	2	1.4	
at Michigan	01/06/13	9	1-2	.500	0-0	.000	1-2	.500	0	1	1	0.9	2	0	0	0	0	3	1.6	
MICHIGAN STATE	01/10/13	12	1-2	.500	0-0	.000	0-0	.000	0	2	2	1.0	0	1	0	0	0	2	1.6	
at Northwestern	01/13/13	6	0-0	.000	0-0	.000	0-0	.000	0	0	0	0.9	1	0	0	0	0	1.5		
at Ohio State	01/22/13	1	0-0	.000	0-0	.000	0-0	.000	0	0	0	0.8	0	0	1	0	0	1.3		
NORTHWESTERN	02/09/13	2	0-0	.000	0-0	.000	0-0	.000	0	0	0	0.8	2	0	1	0	0	1.2		
MINNESOTA	02/17/13	2	0-0	.000	0-0	.000	1-2	.500	0	0	0	0.7	0	0	0	0	0	1.2		
PURDUE	02/27/13	3	0-1	.000	0-0	.000	0-0	.000	1	1	2	0.8	0	0	0	0	0	1.1		
at Indiana	03/02/13	2	0-0	.000	0-0	.000	0-0	.000	0	0	0	0.8	1	0	0	0	0	1.1		
NEBRASKA	03/09/13	0	0-0	.000	0-0	.000	0-0	.000	0	0	0	0.7	0	0	0	0	0	1.0		
Totals		0	115	6-14	.429	0-2	.000	5-12	.417	2	10	12	0.7	10	9	9	0	2	17	1.0

Games played: 17
 Minutes/game: 6.8
 Points/game: 1.0
 FG Pct: 42.9
 3FG Pct: 0.0
 FT Pct: 41.7

Rebounds/game: 0.7
 Assists/game: 0.5
 Turnovers/game: 0.5
 Assist/turnover ratio: 1.0
 Steals/game: 0.1

CAREER STATISTICS

YEAR	G/GS	FG-A	PCT	3-PT	PCT	FT-A	PCT	RB	AVG	PF-FO	AS	TO	BK	ST	PTS	AVG
Fresh.	17/0	6-14	.429	0-2	.000	5-12	.417	12	0.7	10-0	9	9	0	2	17	1.0



IOWA HAWKEYE BASKETBALL

Updated Iowa Player Bio

Roy Devyn Marble



4

Jr., 6-6, 194, Guard/Forward
Southfield, Mich.
Lathrup HS

- Father Roy, is a three-time all-Big Ten performer and Iowa MVP, and Iowa's all-time leading scorer
- Team co-captain
- 2013 third team All-Big Ten honoree
- Became the 41st Hawkeye to score 1,000+ career points and became first Big Ten father/son duo to amass 1,000+ career points
- Sixth Hawkeye to amass 1,000+ points, 300+ rebounds and 200+ assists as a junior
- Made 29 of his last 30 FT attempts (.967), dating back to the Minnesota game (Feb. 17)
- Missed Iowa's game vs. Michigan State after suffering a sprained ankle in practice on Jan. 7
- 2012 Cancun Challenge All-Tournament team
- Recognized as College Sports Madness' Big Ten Player of the Week (Dec. 17)
- Led or shared the team in scoring in seven of the last eight games
- Averaged 17.6 points the last eight games after averaging one point the previous two contests
- Ranks first in team scoring (14.1) and ninth in the Big Ten
- Ranks second on the team in assists (84)
- Attempted at least two free throws in all but five games played this year
- Tallied a game-high 18 points and snagged six boards in win over Central Michigan
- Scored game-high 22 points on 9-of-15 shooting against Howard
- Had 18 points, seven boards and a game-high seven assists against Virginia Tech
- Scored 15 points, including 13 in the second half, to go along with five rebounds against A&M-CC
- Had 14 points, eight rebounds and three assists against South Dakota
- Poured in a game and season-high 30 points, bolstered by a personal-best 14-19 shooting at the foul line, in victory over UNI
- The 19 free-throw attempts vs. UNI ties for the 10th most in a single-game by a Hawkeye

2012-13 Game-by-Game

Opponent	Date	gs	min	Total		3-Pointers		Free throws		Rebounds				pts	avg						
				fg-aga	pct	3fg-aga	pct	ft-fta	pct	off	def	tot	avg			pf	a	t/o	blk	stl	
UTPA	11/09/12	*	23	4-12	.333	0-2	.000	3-4	.750	0	2	2	2.0	1	4	0	0	1	11	11.0	
CENTRAL MICHIGAN	11/12/12	*	40	6-15	.400	2-4	.500	4-7	.571	2	4	6	4.0	2	3	2	0	0	18	14.5	
HOWARD	11/15/12	*	29	9-15	.600	2-5	.400	2-4	.500	1	1	2	3.3	1	2	2	1	1	22	17.0	
GARDNER-WEBB	11/17/12	*	33	4-10	.400	1-3	.333	2-2	1.000	0	4	4	3.5	2	3	5	0	3	11	15.5	
vs Western Kentucky	11/20/12	*	33	3-5	.600	0-0	.000	4-4	1.000	0	1	1	3.0	1	4	3	0	0	10	14.4	
vs Wichita State	11/21/12	*	36	4-12	.333	2-2	1.000	1-2	.500	3	1	4	3.2	2	2	5	0	0	11	13.8	
at Virginia Tech	11/27/12	*	35	9-16	.563	0-4	.000	0-0	.000	1	6	7	3.7	1	7	4	0	0	18	14.4	
A&M-CORPUS CHRISTI	12/01/12	*	23	5-7	.714	3-3	1.000	2-2	1.000	0	5	5	3.9	1	3	1	0	2	15	14.5	
SOUTH DAKOTA	12/04/12	*	30	5-14	.357	0-3	.000	4-4	1.000	2	6	8	4.3	1	3	2	0	2	14	14.4	
IOWA STATE	12/07/12	*	37	2-10	.200	0-4	.000	2-2	1.000	1	3	4	4.3	1	2	1	0	3	6	13.6	
vs UNI	12/15/12	*	37	6-14	.429	4-9	.444	14-19	.737	0	4	4	4.3	2	2	1	2	0	30	15.1	
SOUTH CAROLINA STAT	12/19/12	*	22	8-13	.615	6-8	.750	5-6	.833	0	2	2	4.1	1	1	0	0	0	27	16.1	
COPPIN STATE	12/22/12	*	24	4-9	.444	0-4	.000	3-4	.750	1	4	5	4.2	1	2	3	1	0	11	15.7	
INDIANA	12/31/12	*	33	1-14	.071	0-4	.000	12-13	.923	1	8	9	4.5	2	2	1	0	1	14	15.6	
at Michigan	01/06/13	*	28	4-9	.444	3-6	.500	3-3	1.000	0	2	2	4.3	1	1	0	0	0	14	15.5	
at Northwestern	01/13/13	*	30	4-8	.500	0-1	.000	0-0	.000	0	3	3	4.3	1	5	2	0	0	8	15.0	
WISCONSIN	01/19/13	*	27	4-8	.500	1-2	.500	4-6	.667	1	4	5	4.3	0	2	3	0	1	13	14.9	
at Ohio State	01/22/13	*	30	2-11	.182	1-4	.250	3-6	.500	3	0	3	4.2	2	2	0	0	1	8	14.5	
at Purdue	01/27/13	*	34	2-11	.182	0-3	.000	8-9	.889	1	1	2	4.1	1	3	1	0	1	12	14.4	
PENN STATE	01/31/13	*	32	3-10	.300	1-6	.167	1-2	.500	0	2	2	4.0	0	5	1	0	2	8	14.1	
at Minnesota	02/03/13	*	17	0-2	.000	0-2	.000	0-0	.000	0	3	3	4.0	2	2	3	0	0	0	13.4	
at Wisconsin	02/06/13	*	18	1-10	.100	0-2	.000	0-0	.000	1	3	4	4.0	2	1	1	0	0	2	12.9	
NORTHWESTERN	02/09/13	*	30	8-13	.615	1-3	.333	4-4	1.000	1	4	5	4.0	0	5	3	0	1	21	13.2	
at Penn State	02/14/13	*	31	6-12	.500	1-5	.200	9-11	.818	1	2	3	4.0	4	3	2	1	0	22	13.6	
MINNESOTA	02/17/13	*	36	3-9	.333	2-4	.500	7-8	.875	1	3	4	4.0	1	2	4	0	3	15	13.6	
at Nebraska	02/23/13	*	32	7-14	.500	2-4	.500	2-2	1.000	0	1	1	3.8	2	0	2	0	1	18	13.8	
PURDUE	02/27/13	*	29	6-13	.462	2-4	.500	4-4	1.000	1	2	3	3.8	2	4	3	0	1	18	14.0	
at Indiana	03/02/13	*	34	7-15	.467	1-4	.250	5-6	.833	2	4	6	3.9	3	2	2	1	1	20	14.2	
ILLINOIS	03/05/13	*	34	5-12	.417	1-3	.333	10-10	1.000	1	5	6	4.0	2	4	3	0	1	21	14.4	
NEBRASKA	03/09/13	*	28	2-9	.222	2-5	.400	0-0	.000	0	3	3	3.9	1	3	4	1	0	6	14.1	
Totals			30	905	134-332	.404	38-113	.336	118-144	.819	25	93	118	3.9	43	84	64	7	26	424	14.1

Games played: 30
 Minutes/game: 30.2
 Points/game: 14.1
 FG Pct: 40.4
 3FG Pct: 33.6
 FT Pct: 81.9

Rebounds/game: 3.9
 Assists/game: 2.8
 Turnovers/game: 2.1
 Assist/turnover ratio: 1.3
 Steals/game: 0.9
 Blocks/game: 0.2

- Poured in a game-high 27 points, bolstered by a season-high 6-of-8 shooting from 3-point range, in only 22 minutes of action in win over South Carolina State
- Netted 12 of his 14 points from the free throw line, and grabbed a team and career-best nine rebounds in home game against #5 Indiana
- Led team in assists (5) to go along with eight points in win at Northwestern
- Dished out a game-high five assists in home victory over Penn State matching his season high against Big Ten competition
- Tallied a game-high 21 points and five assists in home win over Northwestern
- Poured in a team-high 22 points in road victory at Penn State
- Shared game-high scoring honors with 15 points in home win over Minnesota
- Tallied a game-high 18 points at Nebraska
- Shared game-high scoring honors with 18 points in home victory over Purdue

- Netted 20 points at #1 Indiana, marking the sixth time this season Marble scored 20 points or more in a game
- Posted team highs in scoring (21), rebounds (6) and assists (4) in win over Illinois

Personal Bests

Points: 31 at Oregon, 3/18/12
Rebounds: 9 vs. Indiana, 12/31/12
FGM: 10 at Oregon, 3/18/12
FGA: 15, 2x, last vs. C. Michigan, 11/12/12
3-pt FG: 7 at Oregon, 3/18/12
3-pt FGA: 8, 2x, last vs. SC State, 12/19/12
FTM: 14 vs. UNI, 12/15/12
FTA: 19 vs. UNI, 12/15/12
Assists: 8 vs. Wisconsin, 2/23/12
Steals: 4, 2x, last at Illinois, 2/26/12
Blocks: 3 vs Boise State, 12/22/11
Minutes: 40, 2x, last vs. C. Michigan, 11/12/12

CAREER STATISTICS

YEAR	G/GS	FG-A	PCT	3-PT	PCT	FT-A	PCT	RB	AVG	PF-FO	AS	TO	BK	ST	PTS	AVG
Fresh.	31/6	66-174	.379	11-41	.268	35-66	.530	74	2.4	41-0	41	34	2	21	178	5.7
Soph.	35/27	139-319	.436	22-56	.393	102-141	.723	133	3.8	57-0	126	61	14	53	402	11.5
Junior	30/30	134-332	.404	38-113	.336	118-144	.819	118	3.9	43-0	84	64	7	26	424	14.1
TOTALS	96/63	339-825	.411	71-210	.338	255-351	.726	325	3.4	141-0	251	159	23	100	1004	10.5



IOWA HAWKEYE BASKETBALL

Updated Iowa Player Bio

Eric May



25

Sr., 6-5, 219, Guard/Forward
Dubuque, Iowa
Wahlert HS

- Two-time Academic All-Big Ten honoree
- 2013 Iowa men's basketball Big Ten Sportsmanship Award honoree
- Team co-captain
- Iowa's only scholarship senior on the team
- Led or shared the team in rebounding two of the last five games
- Posted his best offensive rebound average, assist rate, turnover rate and free throw percentage of his career this season
- Started for the first time this year vs. #18 Michigan State, grabbing a season-high seven boards and scoring five points in a season-high 32 minutes of action
- Averaged 6.4 points (44% FG, 82% FT) and 5.1 rebounds the last seven games
- Netted double figures four times, including three of the last six outings
- Pulled down two rebounds or more in all but three games this season
- Scored eight points or more in three games, including both at Cancun Challenge
- Had four points, four rebounds and two steals in win over Central Michigan
- Averaged 10.5 points and six rebounds in two Cancun Challenge games
- Posted career bests in free throws made (9) and attempted (10) against Wichita State
- Credited with a career-high seven assists in win over UNI
- Tallied seven points and had two assists in win at Northwestern
- Netted eight points at #14 Ohio State
- Recorded seven points, three boards and three assists in home victory over Penn State
- Had two steals and scored five points, including a clutch traditional 3-point play down the stretch, at Minnesota

2012-13 Game-by-Game

Opponent	Date	gs	min	Total		3-Pointers		Free throws		Rebounds				pf	a	t/o	blk	stl	pts	avg
				fg-fga	pct	3fg-fga	pct	ft-fga	pct	off	def	tot	avg							
UTPA	11/09/12	24	2-3	.667	0-0	.000	2-2	1.000	1	4	5	5.0	0	2	1	0	1	6	6.0	
CENTRAL MICHIGAN	11/12/12	21	2-2	1.000	0-0	.000	0-0	.000	0	4	4	4.5	2	1	2	0	2	4	5.0	
HOWARD	11/15/12	14	3-5	.600	0-1	.000	2-2	1.000	0	2	2	3.7	1	0	1	0	1	8	6.0	
GARDNER-WEBB	11/17/12	12	0-0	.000	0-0	.000	2-4	.500	1	1	2	3.3	1	2	0	0	0	2	5.0	
vs Western Kentucky	11/20/12	28	3-7	.429	0-0	.000	2-3	.667	0	6	6	3.8	2	1	1	1	0	8	5.6	
vs Wichita State	11/21/12	23	2-6	.333	0-1	.000	9-10	.900	2	4	6	4.2	1	0	1	0	0	13	6.8	
at Virginia Tech	11/27/12	15	0-2	.000	0-1	.000	0-0	.000	1	2	3	4.0	4	1	1	0	1	0	5.9	
A&M-CORPUS CHRISTI	12/01/12	11	0-2	.000	0-1	.000	0-0	.000	2	2	4	4.0	0	2	0	0	1	0	5.1	
SOUTH DAKOTA	12/04/12	15	1-4	.250	0-0	.000	1-2	.500	2	1	3	3.9	2	0	1	0	1	3	4.9	
IOWA STATE	12/07/12	8	1-3	.333	0-1	.000	0-0	.000	2	0	2	3.7	1	2	0	0	1	2	4.6	
vs UNI	12/15/12	24	1-2	.500	0-0	.000	0-0	.000	2	1	3	3.6	3	7	0	0	0	2	4.4	
SOUTH CAROLINA STAT	12/19/12	11	2-4	.500	1-1	1.000	0-0	.000	0	0	3	3.2	0	2	0	1	0	0	5.4	
COPPIN STATE	12/22/12	16	1-3	.333	0-1	.000	1-3	.333	3	1	4	3.4	0	3	0	0	2	3	4.3	
INDIANA	12/31/12	6	0-0	.000	0-0	.000	0-0	.000	1	1	2	3.3	0	0	1	0	0	0	4.0	
at Michigan	01/06/13	16	0-3	.000	0-1	.000	0-0	.000	0	3	3	3.3	1	2	1	0	0	0	3.7	
MICHIGAN STATE	01/10/13	* 32	2-6	.333	1-2	.500	0-0	.000	1	6	7	3.5	1	1	1	0	0	5	3.8	
at Northwestern	01/13/13	23	3-5	.600	0-0	.000	1-1	1.000	1	1	2	3.4	1	2	0	0	0	7	4.0	
WISCONSIN	01/19/13	25	2-4	.500	0-0	.000	0-0	.000	2	3	5	3.5	2	1	0	0	0	2	4.0	
at Ohio State	01/22/13	21	3-6	.500	2-3	.667	0-0	.000	1	2	3	3.5	2	1	0	0	0	4	4.2	
at Purdue	01/27/13	16	1-3	.333	0-0	.000	0-0	.000	2	3	5	3.6	2	3	1	1	1	2	4.1	
PENN STATE	01/31/13	15	3-5	.600	0-2	.000	1-2	.500	2	1	3	3.5	1	3	0	0	1	7	4.2	
at Minnesota	02/03/13	24	2-3	.667	0-1	.000	1-1	1.000	1	0	1	3.4	3	1	0	1	2	5	4.3	
at Wisconsin	02/06/13	33	3-3	1.000	0-0	.000	0-0	.000	1	6	7	3.6	3	3	3	0	0	6	4.3	
NORTHWESTERN	02/09/13	17	2-2	1.000	0-0	.000	2-2	1.000	0	1	1	3.5	2	2	1	0	1	6	4.4	
at Penn State	02/14/13	22	2-4	.500	1-1	1.000	2-2	1.000	1	3	4	3.5	2	1	2	1	1	7	4.5	
MINNESOTA	02/17/13	24	3-5	.600	1-1	1.000	3-3	1.000	2	5	7	3.6	4	1	0	0	2	10	4.7	
at Nebraska	02/23/13	24	4-6	.667	2-3	.667	0-0	.000	1	2	3	3.6	0	1	1	1	3	10	4.9	
PURDUE	02/27/13	21	1-4	.250	0-0	.000	0-1	.000	2	3	5	3.6	0	1	0	1	1	2	4.8	
at Indiana	03/02/13	30	4-9	.444	0-2	.000	4-4	1.000	4	3	7	3.8	2	0	0	0	1	12	5.1	
ILLINOIS	03/05/13	* 26	1-3	.333	0-1	.000	0-0	.000	0	4	4	3.8	2	2	1	0	1	2	5.0	
NEBRASKA	03/09/13	* 27	1-5	.200	0-2	.000	0-1	.000	1	5	6	3.8	0	6	1	0	1	2	4.9	
Totals		3	624	55-119	.462	8-26	.308	33-43	.767	39	80	119	3.8	47	52	23	7	26	151	4.9

Games played: 31
 Minutes/game: 20.1
 Points/game: 4.9
 FG Pct: 46.2
 3FG Pct: 30.8
 FT Pct: 76.7

Rebounds/game: 3.8
 Assists/game: 1.7
 Turnovers/game: 0.7
 Assist/turnover ratio: 2.3
 Steals/game: 0.8
 Blocks/game: 0.2

- Grabbed seven rebounds and shot 3-3 from field for six points in double-overtime game at Wisconsin
- Totaled seven points, four rebounds, one block, one steal and one assist in road win at Penn State
- Led team in rebounding (7) and scored 10 points, which is a season high against Big Ten competition, in home win over Minnesota
- Tallied 10 points on 4-6 shooting from the field, including 2-3 from 3-point range at Nebraska
- Netted 12 points and tied a season high with seven boards at #1 Indiana

Personal Bests

Points: 20, 2x, last vs. NC A&T, 11/14/11
Rebounds: 11 vs. Prairie View A&M, 12/5/09
FGM: 8, 2x, last at Wake Forest, 11/30/10
FGA: 16 vs. South Dakota State, 11/14/10
3-pt FG: 5 vs. Ohio State, 1/27/10
3-pt FGA: 10 vs. Ohio State, 1/27/10
FTM: 9 vs. Wichita State, 11/21/12
FTA: 10 vs. Wichita State, 11/21/12
Assists: 7 vs. UNI, 12/15/12
Steals: 7 vs. SIUE, 11/26/10
Blocks: 3, 3x, last at Michigan, 1/30/10
Minutes: 43 vs. Michigan, 2/16/10

CAREER STATISTICS

YEAR	G/GS	FG-A	PCT	3-PT	PCT	FT-A	PCT	RB	AVG	PF-FO	AS	TO	BK	ST	PTS	AVG
Fresh.	32/23	104-259	.402	41-143	.287	38-57	.667	147	4.6	74-1	44	59	26	34	287	9.0
Soph.	30/25	88-204	.423	26-66	.394	32-53	.604	88	2.9	41-1	38	60	9	38	234	7.8
Junior	33/21	56-146	.384	14-41	.341	15-24	.625	79	2.4	44-1	33	31	7	21	141	4.3
Senior	31/3	55-119	.462	8-26	.308	33-43	.767	119	3.8	47-0	52	23	7	26	151	4.9
TOTALS	126/72	303-732	.414	89-276	.322	118-177	.667	433	3.4	206-3	167	173	49	119	813	6.5



IOWA HAWKEYE BASKETBALL

Updated Iowa Player Bio

Zach McCabe



15

Jr., 6-7, 235, Forward
Sioux City, Iowa
Bishop Heelan HS

- Ranks fourth on the team in made 3-pointers (23), third in steals (28), and fifth in rebounds (3.6)
- Scored 14 points and grabbed eight rebounds in opening win vs. UTPA
- Tallied seven points, three boards and an assists against A&M-CC
- Had six boards to go along with five points against South Dakota
- Recorded nine points in only 11 minutes of action in victory over South Carolina State
- Led team in rebounding (8) in win over Coppin State
- Led the team in scoring for the first time this season when he netted a season-high 15 points to go along with seven boards vs. #18 Michigan State
- Led the team in steals at Purdue
- Matched a career high with four steals in home victory over Penn State
- Reached double figures for the second time in Big Ten play with 10 points at #23 Minnesota
- Scored 10 points in double-overtime game at Wisconsin, posting double figures for second-straight game and third time in conference play

2012-13 Game-by-Game

Opponent	Date	gs	min	Total		3-Pointers		Free throws		Rebounds				pf	a	t/o	blk	stl	pts	avg	
				fg-fga	pct	3fg-fga	pct	ft-fa	pct	off	def	tot	avg								
UTPA	11/09/12	*	21	5-9	.556	4-4	1.000	0-0	.000	2	6	8	8.0	2	1	2	0	2	14	14.0	
CENTRAL MICHIGAN	11/12/12	*	10	0-3	.000	0-2	.000	0-0	.000	1	0	1	4.5	4	1	1	0	0	0	7.0	
HOWARD	11/15/12	*	17	2-2	1.000	1-1	1.000	0-0	.000	0	3	3	4.0	1	2	2	0	0	5	6.3	
GARDNER-WEBB	11/17/12	*	24	2-10	.200	2-6	.333	2-4	.500	2	4	6	4.5	2	3	1	2	2	8	6.8	
vs Western Kentucky	11/20/12	*	21	2-8	.250	1-4	.250	4-5	.800	3	2	5	4.6	5	0	3	0	2	9	7.2	
vs Wichita State	11/21/12	*	13	0-3	.000	0-1	.000	0-0	.000	0	1	1	4.0	4	0	1	0	0	0	6.0	
at Virginia Tech	11/27/12	*	19	2-5	.400	0-2	.000	0-0	.000	2	2	4	4.0	3	3	0	0	0	4	5.7	
A&M-CORPUS CHRISTI	12/01/12		12	3-9	.333	1-5	.200	0-0	.000	2	1	3	3.9	1	1	1	0	0	7	5.9	
SOUTH DAKOTA	12/04/12		12	2-8	.250	1-5	.200	0-0	.000	1	5	6	4.1	2	0	1	1	0	5	5.8	
IOWA STATE	12/07/12		10	2-2	1.000	0-0	.000	0-0	.000	2	0	2	3.9	3	0	1	0	0	4	5.6	
vs UNI	12/15/12		20	2-7	.286	1-4	.250	0-1	.000	0	5	5	4.0	3	2	0	0	1	5	5.5	
SOUTH CAROLINA STAT	12/19/12		11	3-5	.600	1-3	.333	2-2	1.000	0	2	2	3.8	2	0	0	0	1	9	5.8	
COPPIN STATE	12/22/12		10	1-3	.333	0-2	.000	2-2	1.000	3	5	8	4.2	0	0	1	0	1	4	5.7	
INDIANA	12/31/12		18	1-6	.167	0-4	.000	2-2	1.000	1	1	2	4.0	2	0	0	0	2	4	5.6	
at Michigan	01/06/13		13	3-6	.500	0-1	.000	0-0	.000	1	0	1	3.8	3	1	1	0	1	6	5.6	
MICHIGAN STATE	01/10/13		24	6-9	.667	3-6	.500	0-0	.000	1	6	7	4.0	3	2	3	0	0	15	6.2	
at Northwestern	01/13/13		16	3-5	.600	0-1	.000	1-2	.500	0	5	5	4.1	2	1	0	0	1	7	6.2	
WISCONSIN	01/19/13		16	1-2	.500	0-0	.000	0-0	.000	1	0	1	3.9	0	0	0	1	0	2	6.0	
at Ohio State	01/22/13		15	2-4	.500	0-1	.000	4-7	.571	0	2	2	3.8	4	1	1	0	1	8	6.1	
at Purdue	01/27/13		24	1-5	.200	0-2	.000	0-0	.000	0	4	4	3.8	3	2	1	1	2	2	5.9	
PENN STATE	01/31/13		12	1-2	.500	1-2	.500	2-2	1.000	0	3	3	3.8	2	2	2	0	4	5	5.9	
at Minnesota	02/03/13		19	3-6	.500	3-5	.600	1-2	.500	0	0	0	3.6	4	1	0	0	1	10	6.0	
at Wisconsin	02/06/13		27	3-8	.375	1-4	.250	3-4	.750	1	3	4	3.6	2	2	1	0	1	10	6.2	
NORTHWESTERN	02/09/13		13	2-3	.667	1-1	1.000	1-2	.500	1	2	3	3.6	2	1	2	0	0	6	6.2	
at Penn State	02/14/13		9	1-4	.250	0-1	.000	0-0	.000	1	2	3	3.6	4	1	0	0	0	2	6.0	
MINNESOTA	02/17/13		17	1-4	.250	1-3	.333	7-7	1.000	0	5	5	3.6	2	1	2	0	2	10	6.2	
at Nebraska	02/23/13		23	0-4	.000	0-2	.000	2-2	1.000	3	3	6	3.7	3	2	1	0	1	2	6.0	
PURDUE	02/27/13		16	1-5	.200	1-4	.250	0-0	.000	2	1	3	3.7	3	0	1	0	2	3	5.9	
at Indiana	03/02/13		3	0-1	.000	0-1	.000	0-0	.000	0	2	2	3.6	4	0	1	0	0	0	5.7	
ILLINOIS	03/05/13		18	1-3	.333	0-1	.000	1-2	.500	1	4	5	3.7	0	3	1	0	0	3	5.6	
NEBRASKA	03/09/13		18	2-3	.667	0-0	.000	2-2	1.000	2	1	3	3.6	4	3	1	0	1	6	5.6	
Totals			7	501	58-154	.377	23-78	.295	36-48	.750	33	80	113	3.6	79	36	32	5	28	175	5.6

Games played: 31
 Minutes/game: 16.2
 Points/game: 5.6
 FG Pct: 37.7
 3FG Pct: 29.5
 FT Pct: 75.0

Rebounds/game: 3.6
 Assists/game: 1.2
 Turnovers/game: 1.0
 Assist/turnover ratio: 1.1
 Steals/game: 0.9
 Blocks/game: 0.2

Personal Bests

- Points:** 20, 3x, last vs. Dayton, 3/13/12
- Rebounds:** 10 vs. Minnesota, 2/1/12
- FGM:** 9, 2x, last vs. Dayton, 3/13/12
- FGA:** 13, 2x, last at Purdue, 1/17/12
- 3-pt FG:** 4 vs. SIUE, 11/26/10
- 3-pt FGA:** 7 vs. SIUE, 11/26/10
- FTM:** 7 vs. Minnesota, 2/17/13
- FTA:** 7, 3x, last vs. Minnesota, 2/17/13
- Assists:** 4 vs. Minnesota, 2/1/12
- Steals:** 4, 5x, last vs. Penn State, 1/31/13
- Blocks:** 2, at Penn State, 2/16/12
- Minutes:** 36 at Purdue, 1/17/12

CAREER STATISTICS

YEAR	G/GS	FG-A	PCT	3-PT	PCT	FT-A	PCT	RB	AVG	PF-FO	AS	TO	BK	ST	PTS	AVG
Fresh.	31/2	59-169	.349	24-84	.286	37-46	.804	111	3.6	69-3	24	48	1	22	179	5.8
Soph.	35/30	99-200	.495	22-49	.449	53-71	.746	161	4.6	119-7	36	60	9	29	273	7.8
Junior	31/7	58-154	.377	23-78	.295	36-48	.750	113	3.6	79-1	36	32	5	27	169	5.6
TOTALS	97/39	216-523	.413	69-211	.327	126-165	.764	385	4.0	267-11	96	140	15	79	627	6.5



IOWA HAWKEYE BASKETBALL

Updated Iowa Player Bio

Josh Oglesby



2

So., 6-5, 202, Guard
Cedar Rapids, Iowa
Washington HS

- Started two games this season (Purdue and Indiana)
- Ranks second on the team in 3-pointers made (36)
- Thirty-six of his 46 field goals have come from long distance
- Seventy-four percent of his offense has come from long distance (108-of-145 points)
- Has made two triples or more 12 times this season
- Netted double figures six times this year
- Did not play against SC State (Dec. 19) due to injury
- Scored a game-high 13 points against Gardner-Webb with three 3-pointers and four free throws
- Scored all 12 points via four 3-pointers in the first half while also blocking a career-best two shots and matching a career high with five rebounds vs. Wichita State
- Went 3-of-6 behind the arc to score nine points at Virginia Tech
- Had 12 points and two assists against A&M-CC
- Tallied eight second-half points and tied career high with two steals in victory over Iowa State
- Made two 3-pointers in home game against #5 Indiana
- Equaled a season-high with four 3-pointers, all in the second half, in road win at Northwestern
- Netted eight points, most since the Northwestern game on Jan. 13, along with tying a personal best with two steals at #23 Minnesota

2012-13 Game-by-Game

Opponent	Date	gs	min	Total		3-Pointers		Free throws		Rebounds				pf	a	t/o	blk	stl	pts	avg
				fg-fga	pct	3fg-fga	pct	ft-fta	pct	off	def	tot	avg							
UTPA	11/09/12	14	1-5	.200	1-5	.200	1-2	.500	0	0	0	0	0	0	0	0	0	0	4	4.0
CENTRAL MICHIGAN	11/12/12	6	0-2	.000	0-2	.000	0-0	.000	0	0	0	0	0	0	0	0	0	1	0	2.0
HOWARD	11/15/12	13	0-5	.000	0-5	.000	0-0	.000	0	1	1	0.3	1	0	0	0	0	0	0	1.3
GARDNER-WEBB	11/17/12	20	3-6	.500	3-6	.500	4-5	.800	1	0	1	0.5	2	0	2	0	0	0	13	4.3
vs Western Kentucky	11/20/12	11	0-3	.000	0-2	.000	0-1	.000	0	1	1	0.6	0	0	0	0	0	0	3.4	
vs Wichita State	11/21/12	21	4-11	.364	4-8	.500	0-0	.000	0	5	5	1.3	2	1	1	2	0	0	12	4.8
at Virginia Tech	11/27/12	16	3-6	.500	3-6	.500	0-0	.000	0	0	0	1.1	2	0	0	0	0	0	9	5.4
A&M-CORPUS CHRISTI	12/01/12	24	4-9	.444	2-6	.333	2-2	1.000	1	1	2	1.3	0	2	2	0	0	0	12	6.3
SOUTH DAKOTA	12/04/12	15	0-3	.000	0-3	.000	0-0	.000	0	0	0	1.1	0	1	1	0	0	0	5.6	
IOWA STATE	12/07/12	20	3-6	.500	2-5	.400	0-0	.000	1	1	2	1.2	0	2	2	0	0	0	8	5.8
vs UNI	12/15/12	19	2-4	.500	2-4	.500	0-0	.000	0	2	2	1.3	0	2	1	0	1	6	5.8	
COPPIN STATE	12/22/12	13	1-6	.167	0-5	.000	0-0	.000	0	2	2	1.3	0	2	0	0	0	0	2	5.5
INDIANA	12/31/12	19	2-5	.400	2-5	.400	0-0	.000	0	4	4	1.5	0	2	1	0	1	6	5.5	
at Michigan	01/06/13	21	1-6	.167	0-4	.000	0-0	.000	0	0	0	1.4	0	3	0	0	0	2	5.3	
MICHIGAN STATE	01/10/13	11	0-4	.000	0-3	.000	0-0	.000	1	2	3	1.5	0	1	0	0	0	0	4.9	
at Northwestern	01/13/13	20	5-11	.455	4-9	.444	0-0	.000	0	1	1	1.5	1	4	0	0	1	14	5.5	
WISCONSIN	01/19/13	13	1-5	.200	0-2	.000	0-0	.000	0	1	1	1.5	0	0	1	0	0	2	5.3	
at Ohio State	01/22/13	10	0-0	.000	0-0	.000	0-0	.000	0	0	0	1.4	0	0	1	0	0	0	5.0	
at Purdue	01/27/13	13	0-5	.000	0-3	.000	0-0	.000	0	2	2	1.4	0	1	1	0	0	0	4.7	
PENN STATE	01/31/13	11	1-5	.200	1-5	.200	0-0	.000	0	0	0	1.4	1	0	1	0	0	3	4.7	
at Minnesota	02/03/13	21	3-11	.273	2-8	.250	0-0	.000	0	1	1	1.3	0	3	0	0	2	8	4.8	
at Wisconsin	02/06/13	25	3-11	.273	3-11	.273	0-0	.000	0	3	3	1.4	1	1	0	0	0	9	5.0	
NORTHWESTERN	02/09/13	24	2-6	.333	2-5	.400	4-5	.800	0	3	3	1.5	0	2	2	0	0	10	5.2	
at Penn State	02/14/13	14	2-8	.250	1-6	.167	0-0	.000	0	1	1	1.5	2	1	0	0	0	5	5.2	
MINNESOTA	02/17/13	8	0-0	.000	0-0	.000	0-0	.000	0	0	0	1.4	0	0	0	0	0	0	5.0	
at Nebraska	02/23/13	14	0-5	.000	0-3	.000	0-0	.000	0	4	4	1.5	0	1	0	0	1	0	4.8	
PURDUE	02/27/13	* 21	1-5	.200	1-3	.333	2-3	.667	0	4	4	1.6	1	1	0	0	1	5	4.8	
at Indiana	03/02/13	* 27	0-4	.000	0-3	.000	2-2	1.000	0	1	1	1.6	0	3	1	0	0	2	4.7	
ILLINOIS	03/05/13	24	3-9	.333	2-7	.286	2-2	1.000	0	2	2	1.6	2	0	1	1	0	10	4.9	
NEBRASKA	03/09/13	14	1-4	.250	1-4	.250	0-0	.000	0	0	0	1.5	0	0	0	0	0	3	4.8	
Totals		2	502	46-170	.271	36-138	.261	17-22	.773	4	42	46	1.5	15	33	18	3	10	145	4.8

Games played: 30
 Minutes/game: 16.7
 Points/game: 4.8
 FG Pct: 27.1
 3FG Pct: 26.1
 FT Pct: 77.3

Rebounds/game: 1.5
 Assists/game: 1.1
 Turnovers/game: 0.6
 Assist/turnover ratio: 1.8
 Steals/game: 0.3
 Blocks/game: 0.1

- Recorded 10 points in home win over Northwestern
- Scored 10 points, sinking two crucial 3-pointers late to stretch Iowa's lead, in a win over Illinois

Personal Bests

Points: 24 at Indiana, 1/29/12
Rebounds: 5, 2x, last vs. Wichita State, 11/21/12
FGM: 8 at Indiana, 1/29/12
FGA: 12 at Indiana, 1/29/12
3-pt FG: 6 at Indiana, 1/29/12
3-pt FGA: 8 at Indiana, 1/29/12
FTM: 5 vs. Indiana, 2/19/12
FTA: 6 vs. Indiana, 2/19/12
Assists: 4 2x, last vs. Northwestern, 1/13/13
Steals: 2, 3x, last at Minnesota, 2/3/13
Blocks: 2 vs. Wichita State, 11/21/12
Minutes: 36 vs. Indiana, 2/19/12

CAREER STATISTICS

YEAR	G/GS	FG-A	PCT	3-PT	PCT	FT-A	PCT	RB	AVG	PF-FO	AS	TO	BK	ST	PTS	AVG
Fresh.	35/5	76-191	.398	45-121	.372	26-36	.722	59	1.7	26-0	41	15	2	7	223	6.4
Soph.	30/2	46-170	.271	36-138	.261	17-22	.773	46	1.5	15-0	33	18	3	10	145	4.8
TOTALS	65/7	122-361	.338	81-259	.313	43-58	.741	105	1.6	41-0	74	33	5	17	368	5.7



IOWA HAWKEYE BASKETBALL

Updated Iowa Player Bio

Gabriel Olaseni



0

So., 6-10, 229, Center
London, England
Sunrise Christian Academy

- Made first 15 free throw attempts of the season; shooting 73 percent for the season (22-of-30)
- Grabbed seven rebounds or more four times this season
- Averaged four blocks in Iowa's last two games (Illinois and Nebraska)
- Ranks 12th in Big Ten blocks (1.1)
- His 33 blocks rank as the fourth-most ever in a single-season by a Hawkeye sophomore
- Snagged seven rebounds in opening win vs. UTPA
- Scored eight points in win against South Dakota, and snagged nine rebounds
- Scored four points, grabbed four rebounds and blocked two shots in victory over UNI
- Posted career bests in rebounding (10) and blocked shots (4) to go along with six points in victory over South Carolina State
- Netted a career-high 14 points, grabbed seven boards and rejected two shots in win over Coppin State
- Had eight points in road game at #2 Michigan
- Scored four points in each of the last two contests off the bench
- Rejected a career-high seven shots in win over Illinois
- Blocked a game-high three shots and dished out a career-best three assists in home victory over Nebraska

2012-13 Game-by-Game

Opponent	Date	gs	min	Total		3-Pointers		Free throws		Rebounds				pf	a	t/o	blk	stl	pts	avg
				fg-aga	pct	3fg-aga	pct	ft-fta	pct	off	def	tot	avg							
UTPA	11/09/12	14	1-3	.333	0-0	.000	0-0	.000	1	6	7	7.0	4	0	0	2	1	2	2.0	
CENTRAL MICHIGAN	11/12/12	3	0-0	.000	0-0	.000	2-2	1.000	0	2	2	4.5	0	0	0	0	0	2	2.0	
HOWARD	11/15/12	14	0-1	.000	0-0	.000	0-0	.000	1	2	3	4.0	3	0	0	2	1	0	1.3	
GARDNER-WEBB	11/17/12	4	0-0	.000	0-0	.000	0-0	.000	2	0	2	3.5	1	0	1	0	1	0	1.0	
vs Western Kentucky	11/20/12	2	0-1	.000	0-0	.000	0-0	.000	0	1	1	3.0	1	0	1	1	0	0	0.8	
vs Wichita State	11/21/12	3	0-0	.000	0-0	.000	0-0	.000	0	0	0	2.5	0	0	0	0	0	0	0.7	
at Virginia Tech	11/27/12	3	0-0	.000	0-0	.000	0-0	.000	0	0	0	2.1	2	0	0	0	0	0	0.6	
A&M-CORPUS CHRISTI	12/01/12	15	1-2	.500	0-0	.000	4-4	1.000	0	1	1	2.0	1	1	0	3	0	6	1.3	
SOUTH DAKOTA	12/04/12	11	3-4	.750	0-0	.000	2-2	1.000	5	4	9	2.8	3	0	0	2	0	8	2.0	
vs UNI	12/15/12	12	2-3	.667	0-0	.000	0-0	.000	3	1	4	2.9	1	0	0	2	0	4	2.2	
SOUTH CAROLINA STAT	12/19/12	19	1-4	.250	0-0	.000	4-4	1.000	4	6	10	3.5	0	0	1	4	2	6	2.5	
COPPIN STATE	12/22/12	18	6-8	.750	0-0	.000	2-2	1.000	3	4	7	3.8	1	1	1	2	0	14	3.5	
INDIANA	12/31/12	5	0-0	.000	0-0	.000	1-2	.500	0	0	0	3.5	0	0	0	0	0	1	3.3	
at Michigan	01/06/13	14	4-8	.500	0-0	.000	0-2	.000	2	0	2	3.4	1	0	1	1	0	8	3.6	
MICHIGAN STATE	01/10/13	6	0-0	.000	0-0	.000	0-0	.000	0	0	0	3.2	0	0	0	1	0	0	3.4	
at Northwestern	01/13/13	8	0-1	.000	0-0	.000	1-2	.500	2	2	4	3.3	0	0	0	0	0	1	3.3	
WISCONSIN	01/19/13	5	1-1	1.000	0-0	.000	0-0	.000	0	0	0	3.1	1	0	0	0	1	2	3.2	
at Ohio State	01/22/13	15	1-4	.250	0-0	.000	0-2	.000	1	1	2	3.0	2	0	0	0	0	2	3.1	
at Purdue	01/27/13	11	0-0	.000	0-0	.000	0-0	.000	0	2	2	2.9	2	1	0	0	0	0	2.9	
PENN STATE	01/31/13	10	1-1	1.000	0-0	.000	2-2	1.000	1	2	3	3.0	1	0	1	0	0	4	3.0	
at Minnesota	02/03/13	6	0-0	.000	0-0	.000	0-0	.000	2	0	2	2.9	2	0	2	0	0	0	2.9	
at Wisconsin	02/06/13	11	2-2	1.000	0-0	.000	2-3	.667	1	2	3	2.9	2	0	0	1	0	6	3.0	
NORTHWESTERN	02/09/13	13	1-4	.250	0-0	.000	0-0	.000	1	3	4	3.0	2	0	0	0	1	2	3.0	
at Penn State	02/14/13	4	0-1	.000	0-0	.000	0-0	.000	1	0	1	2.9	0	0	0	0	0	0	2.8	
MINNESOTA	02/17/13	8	0-0	.000	0-0	.000	0-0	.000	1	1	2	2.8	2	0	2	0	0	0	2.7	
at Nebraska	02/23/13	7	2-4	.500	0-0	.000	0-0	.000	1	0	1	2.8	0	0	1	0	0	4	2.8	
PURDUE	02/27/13	19	1-1	1.000	0-0	.000	2-2	1.000	2	2	4	2.8	1	0	0	1	0	4	2.8	
at Indiana	03/02/13	17	1-1	1.000	0-0	.000	0-1	.000	0	2	2	2.8	4	0	1	1	0	2	2.8	
ILLINOIS	03/05/13	19	1-2	.500	0-0	.000	0-0	.000	0	2	2	2.8	2	0	0	7	0	2	2.8	
NEBRASKA	03/09/13	17	2-2	1.000	0-0	.000	0-0	.000	1	2	3	2.8	0	3	0	3	0	4	2.8	
Totals		0	313	31-58	.534	0-0	.000	22-30	.733	35	48	83	2.8	39	6	12	33	7	84	2.8

Games played: 30
 Minutes/game: 10.4
 Points/game: 2.8
 FG Pct: 53.4
 FT Pct: 73.3

Rebounds/game: 2.8
 Assists/game: 0.2
 Turnovers/game: 0.4
 Assist/turnover ratio: 0.5
 Steals/game: 0.2
 Blocks/game: 1.1

Personal Bests

- Points:** 14 vs. Coppin State, 12/22/12
- Rebounds:** 10 vs. SC State, 12/19/12
- FGM:** 6 vs. Coppin State, 12/22/12
- FGA:** 8 vs. Coppin State, 12/22/12
- FTM:** 6 vs. Chicago State, 11/11/11
- FTA:** 8 vs. Chicago State, 11/11/11
- Assists:** 3 vs. Nebraska, 3/9/13
- Steals:** 2, 2x, last vs. SCSU, 12/19/12
- Blocks:** 7 vs. Illinois, 3/5/13
- Minutes:** 19, 2x, last vs. Illinois, 3/5/13

CAREER STATISTICS

YEAR	G/GS	FG-A	PCT	3-PT	PCT	FT-A	PCT	RB	AVG	PF-FO	AS	TO	BK	ST	PTS	AVG
Fresh.	18/0	9-19	.474	0-0	.000	8-13	.615	22	1.2	12-0	3	9	8	4	26	1.4
Soph.	30/0	31-58	.534	0-0	.000	22-30	.733	83	2.8	39-0	6	12	33	7	84	2.8
TOTALS	48/0	40-77	.519	0-0	.000	30-43	.698	105	2.2	51-0	9	21	41	11	110	2.3



IOWA HAWKEYE BASKETBALL

Updated Iowa Player Bio

Christopher Rickert



11

Sr, 6-3, 180, Guard
Sioux City, Iowa
Bixhop Heelan HS

- Non-scholarship athlete
- Played in 11 career games, including 10 this season
- Posted career bests in scoring (4) and minutes played (4) in win over South Carolina State
- Dished out first career assist on an alley-oop pass to teammate Gabriel Olaseni in win over Coppin State

Personal Bests

Points: 4, vs. SC State, 12/19/12
Rebounds: 3 vs. Coppin State, 12/22/12
FGM: 2 vs. SC State, 12/19/12
FGA: 2 vs. SC State, 12/19/12
3-pt FG: ---
3-pt FGA: ---
FTM: ---
FTA: ---
Assists: 1 vs. Coppin State, 12/22/12
Steals: ---
Blocks: ---
Minutes: 4 vs. SC State, 12/19/12

2012-13 Game-by-Game

Opponent	Date	gs	min	Total		3-Pointers		Free throws		Rebounds				pf	a	t/o	blk	stl	pts	avg
				fg-fga	pct	3fg-fga	pct	ft-fta	pct	off	def	tot	avg							
UTPA	11/09/12	3	0-1	.000	0-0	.000	0-0	.000	0	0	0	0.0	1	0	0	0	0	0	0	0.0
HOWARD	11/15/12	1	0-0	.000	0-0	.000	0-0	.000	0	1	1	0.5	0	0	0	0	0	0	0	0.0
A&M-CORPUS CHRISTI	12/01/12	2	0-0	.000	0-0	.000	0-0	.000	0	0	0	0.3	0	0	0	0	0	0	0	0.0
SOUTH DAKOTA	12/04/12	1	0-0	.000	0-0	.000	0-0	.000	0	0	0	0.3	0	0	0	0	0	0	0	0.0
SOUTH CAROLINA STAT	12/19/12	4	2-2	1.000	0-0	.000	0-0	.000	0	2	2	0.6	0	0	0	0	0	4	0.8	
COPPIN STATE	12/22/12	4	1-1	1.000	0-0	.000	0-2	.000	1	2	3	1.0	0	1	0	0	0	2	1.0	
at Northwestern	01/13/13	1	0-1	.000	0-0	.000	0-0	.000	0	0	0	0.9	0	0	0	0	0	0	0.9	
NORTHWESTERN	02/09/13	1	0-1	.000	0-0	.000	0-0	.000	0	0	0	0.8	0	0	0	0	0	0	0.8	
MINNESOTA	02/17/13	1	0-0	.000	0-0	.000	0-0	.000	0	0	0	0.7	0	0	0	0	0	0	0.7	
NEBRASKA	03/09/13	1	0-0	.000	0-0	.000	0-0	.000	0	0	0	0.6	0	0	0	0	0	0	0.6	
Totals		0	19	3-6	.500	0-0	.000	0-2	.000	1	5	6	0.6	1	1	0	0	6	0.6	

Games played: 10
 Minutes/game: 1.9
 Points/game: 0.6
 FG Pct: 50.0
 FT Pct: 0.0

Rebounds/game: 0.6
 Assists/game: 0.1
 Assist/turnover ratio: 99.9

CAREER STATISTICS


YEAR	G/GS	FG-A	PCT	3-PT	PCT	FT-A	PCT	RB	AVG	PF-FO	AS	TO	BK	ST	PTS	AVG
Junior	1/0	0-0	.000	0-0	.000	0-0	.000	0	0.0	0-0	0	0	0	0	0	0.0
Senior	10/0	3-6	.500	0-0	.000	0-2	.000	6	0.6	1-0	1	0	0	0	6	0.6
TOTALS	11/0	3-6	.500	0-0	.000	0-2	.000	6	0.5	1-0	1	0	0	0	6	0.5



IOWA HAWKEYE BASKETBALL

Updated Iowa Player Bio

Darius Stokes



35

So., 6-7, 203, Forward
Cedar Rapids, Iowa
Linn-Mar HS

- Non-scholarship athlete
- Saw action in 22 career games, including 10 this season
- Scored at least one point in five games this season
- Blocked one shot in opening win vs. UTPA
- Played a career-high eight minutes against A&M-CC
- Had two points and two rebounds in win over South Dakota
- Grabbed a career-best five rebounds in win over South Carolina State
- Cleared two rebounds in win at Northwestern
- Scored a layup on an offensive putback in home win over Minnesota
- Blocked one shot in home victory over Nebraska

Personal Bests

Points: 2, 5x, last vs. Minnesota, 2/17/13
Rebounds: 5 vs. SC State, 12/19/12
FGM: 1, 5x, last vs. Minnesota, 2/17/13
FGA: 4, vs. A&M-CC, 12/1/12
3-pt FG: ---
3-pt FGA: 1, vs. A&M-CC, 12/1/12
FTM: ---
FTA: 1, vs. A&M-CC, 12/1/12
Assists: 1, 2x, last vs. C. Arkansas, 12/19/11
Steals: 1 vs. Clemson, 11/29/11
Blocks: 1, 4x, last vs. Nebraska, 3/9/13
Minutes: 8, 2x, last vs. SC State, 12/19/12

2012-13 Game-by-Game

Opponent	Date	gs	min	Total		3-Pointers		Free throws		Rebounds				pf	a	t/o	blk	stl	pts	avg
				fg-fga	pct	3fg-fga	pct	ft-fa	pct	off	def	tot	avg							
UTPA	11/09/12	4	0-0	.000	0-0	.000	0-0	.000	0	0	0	0	0	0	1	0	1	0	0	0.0
HOWARD	11/15/12	2	0-0	.000	0-0	.000	1-2	.500	1	1	2	1.0	1	0	0	0	0	0	1	0.5
A&M-CORPUS CHRISTI	12/01/12	8	1-4	.250	0-1	.000	0-1	.000	1	0	1	1.0	1	0	1	0	0	0	2	1.0
SOUTH DAKOTA	12/04/12	3	1-1	1.000	0-0	.000	0-0	.000	0	2	2	1.3	0	0	1	0	0	0	2	1.3
SOUTH CAROLINA STAT	12/19/12	8	0-2	.000	0-2	.000	0-0	.000	1	4	5	2.0	0	0	2	0	0	0	0	1.0
COPPIN STATE	12/22/12	6	0-1	.000	0-0	.000	1-2	.500	0	2	2	2.0	1	0	2	0	0	0	1	1.0
at Northwestern	01/13/13	1	0-0	.000	0-0	.000	0-0	.000	0	2	2	2.0	0	0	0	0	0	0	0	0.9
NORTHWESTERN	02/09/13	2	0-0	.000	0-0	.000	0-0	.000	0	0	0	1.8	0	0	0	0	0	0	0	0.8
MINNESOTA	02/17/13	2	1-1	1.000	0-0	.000	0-0	.000	1	0	1	1.7	0	0	0	0	0	0	2	0.9
NEBRASKA	03/09/13	1	0-0	.000	0-0	.000	0-0	.000	0	0	0	1.5	0	0	0	1	0	0	0	0.8
Totals		0	37	3-9	.333	0-3	.000	2-5	.400	4	11	15	1.5	3	1	6	2	0	8	0.8

Games played: 10
 Minutes/game: 3.7
 Points/game: 0.8
 FG Pct: 33.3
 3FG Pct: 0.0
 FT Pct: 40.0

Rebounds/game: 1.5
 Assists/game: 0.1
 Turnovers/game: 0.6
 Assist/turnover ratio: 0.2
 Blocks/game: 0.2

CAREER STATISTICS

YEAR	G/GS	FG-A	PCT	3-PT	PCT	FT-A	PCT	RB	AVG	PF-FO	AS	TO	BK	ST	PTS	AVG
Fresh.	12/0	2-5	.400	0-0	.000	0-0	.000	9	0.8	6-0	2	2	2	1	4	0.3
Soph.	10/0	3-9	.333	0-3	.000	2-5	.400	15	1.5	3-0	1	6	2	0	8	0.8
TOTALS	22/0	5-14	.357	0-3	.000	2-5	.400	24	1.1	9-0	3	8	4	1	12	0.5



IOWA HAWKEYE BASKETBALL

Updated Iowa Player Bio

Aaron White



30

So., 6-8, 218, Forward
Strongsville, Ohio
Strongsville HS

- 2013 third team All-Big Ten honoree
- Lead team in scoring a team-best 15 times, rebounding 11 times and steals nine times this season
- Leads team in rebounding (6.2); free throws made (165); free throws attempted (224); steals (35); and ranks second in scoring (13.6)
- Has made (165) and attempted (224) the most free throws by a Hawkeye sophomore in school history
- 2012 Cancun Challenge All-Tournament team
- Iowa is 10-1 this season when White scores 16 points or more
- Posted a team-best three double-doubles this season (Western Kentucky, Virginia Tech, Nebraska)
- One of only three Big Ten players to average at least 13.6 points and 6.2 rebounds (Zeller of Indiana and Thomas of Ohio State)
- Attempted double-digit free throws seven times this season, including two of the last five contests
- Scored in double figures in 23-of-31 games, including 13 of the last 16
- Ranks 17th in the nation, first in the Big Ten, in FT attempts (7.2)
- Tied the Cancun Challenge record for most free throws made (28) in the four-game tournament
- Collected a career-high four steals to go along with a game-high 16 points in opening win vs. UTPA
- Posted 14 points and a game-high nine rebounds in win over Central Michigan
- Scored 16 points, grabbed a game-high eight rebounds and went 10-of-11 at the line against Howard
- Posted a double-double against Gardner-Webb with 13 points and 10 rebounds, both of which were team highs
- Posted a double-double at Virginia Tech with 21 points and 10 rebounds, both of which were team highs
- Netted 21 points to go along with six boards in win over South Dakota
- Tallied 18 points and seven rebounds in win over Iowa State
- Grabbed a game-high nine boards in win over UNI

2012-13 Game-by-Game

Opponent	Date	gs	min	Total		3-Pointers		Free throws		Rebounds				pf	a	t/o	blk	stl	pts	avg	
				fg-fga	pct	3fg-fga	pct	ft-fa	pct	off	def	tot	avg								
UTPA	11/09/12	*	21	6-9	.667	0-1	.000	4-6	.667	3	2	5	5.0	1	2	1	2	4	16	16.0	
CENTRAL MICHIGAN	11/12/12	*	31	4-8	.500	0-1	.000	6-9	.667	5	4	9	7.0	3	2	3	0	1	14	15.0	
HOWARD	11/15/12	*	26	3-7	.429	0-4	.000	10-11	.909	3	5	8	7.3	2	3	1	1	0	16	15.3	
GARDNER-WEBB	11/17/12	*	31	3-7	.429	0-2	.000	7-13	.538	7	3	10	8.0	2	0	1	1	2	13	14.8	
vs Western Kentucky	11/20/12	*	29	1-2	.500	0-1	.000	0-0	.000	0	4	4	7.2	1	1	3	0	0	2	12.2	
vs Wichita State	11/21/12	*	35	1-4	.250	1-2	.500	11-12	.917	0	3	3	6.5	3	1	2	1	2	14	12.5	
at Virginia Tech	11/27/12	*	34	8-15	.533	0-3	.000	5-6	.833	2	4	8	10	7.0	1	0	0	0	21	13.7	
A&M-CORPUS CHRISTI	12/01/12	*	11	2-2	1.000	0-0	.000	2-2	1.000	2	1	3	6.5	3	0	0	0	0	6	12.8	
SOUTH DAKOTA	12/04/12	*	24	7-11	.636	1-1	1.000	6-6	1.000	3	3	6	6.4	1	1	1	0	1	21	13.7	
IOWA STATE	12/07/12	*	31	7-13	.538	0-1	.000	4-5	.800	2	5	7	6.5	1	3	1	0	1	18	14.1	
vs UNI	12/15/12	*	27	1-5	.200	1-2	.500	4-6	.667	1	8	9	6.7	2	2	1	2	0	7	13.5	
SOUTH CAROLINA STAT	12/19/12	*	22	3-8	.375	1-4	.250	2-4	.500	1	6	7	6.8	0	2	1	0	1	2	9	13.1
COPPIN STATE	12/22/12	*	21	7-8	.875	0-0	.000	6-7	.857	2	1	3	6.5	1	0	1	0	1	20	13.6	
INDIANA	12/31/12	*	33	6-12	.500	1-1	1.000	2-5	.400	4	2	6	6.4	2	2	0	1	0	15	13.7	
at Michigan	01/06/13	*	19	3-6	.500	0-0	.000	0-0	.000	0	2	2	6.1	3	2	2	0	0	6	13.2	
MICHIGAN STATE	01/10/13	*	34	4-6	.667	0-0	.000	3-6	.500	2	4	6	6.1	2	2	3	1	1	11	13.1	
at Northwestern	01/13/13	*	29	7-9	.778	0-1	.000	3-4	.750	1	5	6	6.1	1	4	2	1	1	17	13.3	
WISCONSIN	01/19/13	*	29	2-4	.500	0-0	.000	13-15	.867	0	7	7	6.2	2	0	1	0	2	17	13.5	
at Ohio State	01/22/13	*	26	5-11	.455	0-1	.000	3-7	.429	6	1	7	6.2	0	0	2	0	1	13	13.5	
at Purdue	01/27/13	*	29	4-11	.364	2-3	.667	2-5	.400	1	3	4	6.1	2	2	2	0	1	12	13.4	
PENN STATE	01/31/13	*	34	8-15	.533	1-3	.333	10-11	.909	4	1	5	6.0	1	0	1	2	1	27	14.0	
at Minnesota	02/03/13	*	32	3-10	.300	0-2	.000	4-7	.571	3	2	5	6.0	0	2	1	0	2	10	13.9	
at Wisconsin	02/06/13	*	31	3-10	.300	0-1	.000	7-11	.636	4	1	5	6.0	1	1	0	0	3	13	13.8	
NORTHWESTERN	02/09/13	*	26	1-5	.200	0-1	.000	5-6	.833	3	2	5	5.9	2	0	0	0	1	7	13.5	
at Penn State	02/14/13	*	28	2-4	.500	1-3	.333	4-7	.571	0	5	5	5.9	1	3	2	1	0	9	13.4	
MINNESOTA	02/17/13	*	31	4-6	.667	0-0	.000	7-9	.778	0	4	4	5.8	0	2	1	3	0	15	13.4	
at Nebraska	02/23/13	*	33	3-6	.500	1-2	.500	8-10	.800	3	10	13	6.1	1	1	4	0	0	15	13.5	
PURDUE	02/27/13	*	36	3-8	.375	1-2	.500	11-14	.786	3	6	9	6.2	3	1	1	1	1	18	13.6	
at Indiana	03/02/13	*	33	4-9	.444	0-2	.000	6-8	.750	3	4	7	6.2	3	1	6	1	4	14	13.7	
ILLINOIS	03/05/13	*	31	2-9	.222	1-4	.250	2-4	.500	2	3	5	6.2	1	2	3	2	3	7	13.4	
NEBRASKA	03/09/13	*	31	5-7	.714	1-2	.500	8-8	1.000	2	4	6	6.2	1	3	2	0	0	19	13.6	
Totals			31	888	122-247	.494	13-50	.260	165-224	.737	72	119	191	6.2	47	45	49	21	35	422	13.6

Games played: 31
 Minutes/game: 28.6
 Points/game: 13.6
 FG Pct: 49.4
 3FG Pct: 26.0
 FT Pct: 73.7

Rebounds/game: 6.2
 Assists/game: 1.5
 Turnovers/game: 1.6
 Assist/turnover ratio: 0.9
 Steals/game: 1.1
 Blocks/game: 0.7

- Recorded nine points, seven boards, two assists and two steals in win over South Carolina State
- Poured in 20 points, 12 points via six dunks, in only 21 minutes of action in victory over Coppin State
- Scored a game-high 17 points, bolstered by four dunks, and also grabbed six boards in win at Northwestern
- Netted 13 of his 17 points at the free throw line, and cleared a team-high seven boards in a home win over Wisconsin
- Scored a team-high 13 points and had seven boards at #14 Ohio State
- Poured in a game and career-high 27 points, bolstered by 10-of-11 from the foul line in home win over Penn State
- Scored 13 points, going 7-of-11 from the free throw line, and grabbed five rebounds in double-overtime game at Wisconsin
- Shared team-high scoring honors with 15 points in home win over Minnesota
- Netted 15 points and grabbed a career-high 13 rebounds at Nebraska

- Tied a personal best with four steals to go along with 14 points and seven boards at #1 Indiana
- Tallied seven points, five rebounds, two assists, two blocks and a game-high three steals in win over Illinois
- Registered a team-high 19 points and had six boards in home victory over Nebraska

Personal Bests

Points: 27 vs. Penn State, 1/31/13
Rebounds: 13 at Nebraska, 2/23/13
FGM: 10 vs. Dayton, 3/13/12
FGA: 15, 2x, last vs. Penn State, 1/31/13
3-pt FG: 2, 5x, last at Purdue, 1/27/13
3-pt FGA: 5 at Oregon, 3/18/13
FTM: 13 vs. Wisconsin, 1/19/13
FTA: 15 vs. Wisconsin, 1/19/13
Assists: 4, 2x, last at Northwestern, 1/13/13
Steals: 4, 2x, last at Indiana, 3/2/13
Blocks: 3, 3x, last vs. Minnesota, 2/17/13
Minutes: 35, 3x, last vs. Wichita St, 11/21/12

CAREER STATISTICS

YEAR	G/GS	FG-A	PCT	3-PT	PCT	FT-A	PCT	RB	AVG	PF-FO	AS	TO	BK	ST	PTS	AVG
Fresh.	35/14	136-270	.504	17-61	.279	100-143	.699	199	5.7	73-2	31	49	23	31	389	11.1
Soph.	31/31	122-247	.494	13-50	.260	165-224	.737	191	6.2	47-0	45	49	21	35	422	13.6
TOTALS	66/44	258-517	.499	30-111	.270	265-367	.7122	390	5.9	120-2	76	98	44	66	811	12.3



IOWA HAWKEYE BASKETBALL

Updated Iowa Player Bio

Adam Woodbury



34

Fr., 7-1, 235, Center
Sioux City, Iowa
East HS

- Averaged 10 points and four rebounds in Iowa's two victories last week
- Ranks second on team in rebounding (4.8) and third in blocks (22)
- His 22 blocks ranks 11th-most ever for a Hawkeye freshman
- Scored in double figures four times
- Grabbed seven or more boards seven times
- Blocked three shots to go along with 10 points in opening win vs. UTPA
- Recorded 12 points and eight rebounds against Gardner-Webb, making 5-of-6 field goals
- Tallied team-high three blocks to go along with seven points against Virginia Tech
- Scored a personal-high 13 points and went 5-of-6 from the field against A&M-CC
- Had 10 points and six rebounds in win over South Dakota
- Dished out a personal-best three assists to go along with nine points and five boards in win over Iowa State
- Pulled down a personal-best nine rebounds to go along with six points and a steal in victory over South Carolina State
- Registered seven points and six rebounds in win over Coppin State
- Led the team with seven boards at #2 Michigan
- Cleared a game-high nine rebounds in win at Northwestern

2012-13 Game-by-Game

Opponent	Date	gs	min	Total		3-Pointers		Free throws		Rebounds				pts	avg						
				fg-fga	pct	3fg-fga	pct	ft-fa	pct	off	def	tot	avg			pf	a	t/o	blk	stl	
UTPA	11/09/12	*	14	4-6	.667	0-0	.000	2-3	.667	2	1	3	3.0	0	1	1	3	1	10	10.0	
CENTRAL MICHIGAN	11/12/12	*	16	1-3	.333	0-0	.000	0-1	.000	4	1	5	4.0	2	0	1	1	1	2	6.0	
HOWARD	11/15/12	*	19	2-2	1.000	0-0	.000	0-0	.000	1	5	6	4.7	2	0	0	1	0	4	5.3	
GARDNER-WEBB	11/17/12	*	19	5-6	.833	0-0	.000	2-2	1.000	2	6	8	5.5	2	0	0	1	2	12	7.0	
vs Western Kentucky	11/20/12	*	13	2-5	.400	0-0	.000	0-0	.000	3	3	6	5.6	3	0	1	1	0	4	6.4	
vs Wichita State	11/21/12	*	17	0-3	.000	0-0	.000	1-3	.333	1	0	1	4.8	3	1	0	1	0	1	5.5	
at Virginia Tech	11/27/12	*	19	2-5	.400	0-0	.000	3-5	.600	2	3	5	4.9	2	1	1	3	0	7	5.7	
A&M-CORPUS CHRISTI	12/01/12	*	20	5-6	.833	0-0	.000	3-4	.750	1	4	5	4.9	3	1	2	0	0	13	6.6	
SOUTH DAKOTA	12/04/12	*	16	5-6	.833	0-0	.000	0-0	.000	3	3	6	5.0	1	2	2	1	0	10	7.0	
IOWA STATE	12/07/12	*	23	4-5	.800	0-0	.000	1-2	.500	1	4	5	5.0	1	0	2	0	0	9	7.2	
vs UNI	12/15/12	*	9	0-3	.000	0-0	.000	1-2	.500	1	2	3	4.8	3	0	2	0	0	1	6.6	
SOUTH CAROLINA STAT	12/19/12	*	18	3-4	.750	0-0	.000	2-2	1.000	2	7	9	5.2	2	0	0	0	1	6	6.6	
COPPIN STATE	12/22/12	*	19	3-5	.600	0-0	.000	1-3	.333	2	4	6	5.2	1	1	3	0	0	7	6.6	
INDIANA	12/31/12	*	18	2-7	.286	0-0	.000	0-0	.000	2	6	8	5.4	5	0	1	1	2	4	6.4	
at Michigan	01/06/13	*	19	4-5	.800	0-0	.000	0-1	.000	1	6	7	5.5	2	0	0	0	0	8	6.5	
MICHIGAN STATE	01/10/13	*	12	1-4	.250	0-0	.000	0-0	.000	0	3	3	5.4	1	0	3	0	0	2	6.3	
at Northwestern	01/13/13	*	12	1-7	.143	0-0	.000	0-0	.000	2	7	9	5.6	3	0	0	0	0	2	6.0	
WISCONSIN	01/19/13	*	18	1-2	.500	0-0	.000	0-0	.000	2	1	3	5.4	4	0	0	0	0	2	5.8	
at Ohio State	01/22/13	*	7	1-3	.333	0-0	.000	0-0	.000	2	0	2	5.3	3	0	3	0	1	2	5.6	
at Purdue	01/27/13	*	17	0-4	.000	0-0	.000	2-2	1.000	3	2	5	5.3	2	2	2	1	0	2	5.4	
PENN STATE	01/31/13	*	20	1-3	.333	0-0	.000	2-4	.500	2	4	6	5.3	2	2	1	3	0	4	5.3	
at Minnesota	02/03/13	*	15	2-3	.667	0-0	.000	0-0	.000	3	1	4	5.2	3	0	2	0	0	4	5.3	
at Wisconsin	02/06/13	*	20	1-5	.200	0-0	.000	0-0	.000	2	5	7	5.3	2	2	1	1	1	2	5.1	
NORTHWESTERN	02/09/13	*	12	2-5	.400	0-0	.000	2-2	1.000	1	2	3	5.2	4	0	1	0	0	6	5.2	
at Penn State	02/14/13	*	18	1-3	.333	0-0	.000	0-0	.000	4	3	7	5.3	2	0	2	0	1	2	5.0	
MINNESOTA	02/17/13	*	9	2-3	.667	0-0	.000	0-2	.000	2	1	3	5.2	4	0	1	0	0	4	5.0	
at Nebraska	02/23/13	*	9	0-0	.000	0-0	.000	0-0	.000	1	1	2	5.1	3	0	0	1	0	0	4.8	
PURDUE	02/27/13	*	17	0-3	.000	0-0	.000	0-3	.000	0	1	1	4.9	3	0	0	1	2	0	4.6	
at Indiana	03/02/13	*	17	2-5	.400	0-0	.000	0-0	.000	1	2	3	4.9	4	1	3	0	0	4	4.6	
ILLINOIS	03/05/13	*	17	4-7	.571	0-0	.000	0-0	.000	2	3	5	4.9	1	1	0	2	0	8	4.7	
NEBRASKA	03/09/13	*	18	6-6	1.000	0-0	.000	0-1	.000	1	2	3	4.8	4	1	2	1	0	12	5.0	
Totals			31	497	67-134	.500	0-0	.000	20-42	.476	56	93	149	4.8	77	16	37	22	12	154	5.0

Games played: 31
 Minutes/game: 16.0
 Points/game: 5.0
 FG Pct: 50.0
 FT Pct: 47.6

Rebounds/game: 4.8
 Assists/game: 0.5
 Turnovers/game: 1.2
 Assist/turnover ratio: 0.4
 Steals/game: 0.4
 Blocks/game: 0.7

- Tallied eight points in win over Illinois
- Scored a season-high in Big Ten play with 12 points in home victory over Nebraska

Personal Bests

Points: 13 vs. A&M-CC, 12/1/12
Rebounds: 9, 2x, last vs. Northwestern, 1/13/13
FGM: 6 vs. Nebraska, 3/9/13
FGA: 6, 4x, last vs. Nebraska, 3/9/13
FTM: 3 vs. A&M-CC, 12/1/12
FTA: 4 vs. A&M-CC, 12/1/12
Assists: 3 vs. Iowa State, 12/7/12
Steals: 2, 3x, last vs. Purdue. 2/27/13
Blocks: 3, 2x, last at Virginia Tech, 11/27/12
Minutes: 23 vs. Iowa State, 12/7/12

CAREER STATISTICS

YEAR	G/GS	FG-A	PCT	3-PT	PCT	FT-A	PCT	RB	AVG	PF-FO	AS	TO	BK	ST	PTS	AVG
Fresh.	31/31	67-134	.500	0-0	.000	20-42	.476	149	4.8	77-1	16	37	22	12	154	5.0



IOWA HAWKEYE BASKETBALL

Game-by-Game Results

Overall: 20-11 Big Ten: 9-9 Home: 16-2 Away: 2-8 Neutral: 2-1

Date	Opponent	Result	Attend.	Top Scorer	Top Rebounder
Nov. 9	UT-Pan American	W, 86-55	14,859	16, Aaron White	10, Melsahn Basabe
Nov. 12	Central Michigan	W, 73-61	10,578	18, Roy Devyn Marble	9, Aaron White
Nov. 15	Howard	W, 66-36	10,704	22, Roy Devyn Marble	8, Aaron White
Nov. 17	Gardner-Webb	W, 65-56	11,852	13, White/Oglesby	10, Aaron White
^ Nov. 20	Western Kentucky	W, 63-55	902	19, Mike Gesell	6, May/Woodbury
^ Nov. 21	Wichita State	L, 63-75	902	14, Aaron White	6, Eric May
\$ Nov. 27	at Virginia Tech	L, 79-95	5,647	21, Aaron White	10, Aaron White
Dec. 1	A&M-Corpus Christi	W, 88-59	12,628	17, Melsahn Basabe	5, Woodbury, Marble, Basabe
Dec. 4	South Dakota	W, 87-63	11,269	21, Aaron White	9, Gabriel Olaseni
+ Dec. 7	Iowa State	W, 80-71	15,127	18, Aaron White	7, Aaron White
# Dec. 15	vs. UNI	W, 80-73	13,180	30, Roy Devyn Marble	9, Aaron White
Dec. 19	South Carolina State	W, 90-46	12,158	27, Roy Devyn Marble	10, Gabriel Olaseni
Dec. 22	Coppin State	W, 80-50	13,060	20, Aaron White	8, Zach McCabe
* Dec. 31	#5 Indiana	L, 65-69	15,400	15, Aaron White	9, Roy Devyn Marble
* Jan. 6	at #2 Michigan	L, 67-95	12,693	14, Roy Devyn Marble	7, Adam Woodbury
* Jan. 10	#18 Michigan State	L, 59-62	12,872	15, Zach McCabe	7, May, McCabe
* Jan. 13	at Northwestern	W, 70-50	6,805	14, Josh Oglesby	9, Adam Woodbury
* Jan. 19	Wisconsin	W, 70-66	15,400	17, Aaron White	7, Aaron White
* Jan. 22	at #14 Ohio State	L, 63-72	16,040	13, Aaron White	10, Melsahn Basabe
* Jan. 27	at Purdue	L, 62-65 (OT)	13,671	18, Mike Gesell	8, Melsahn Basabe
* Jan. 31	Penn State	W, 76-67	13,369	27, Aaron White	10, Melsahn Basabe
* Feb. 3	at #23 Minnesota	L, 59-62	14,625	11, Mike Gesell	6, Mike Gesell
* Feb. 6	at Wisconsin	L, 70-74 (2OT)	17,121	14, Mike Gesell	8, Melsahn Basabe
* Feb. 9	Northwestern	W, 71-57	15,267	21, Roy Devyn Marble	5, White, Marble
* Feb. 14	at Penn State	W, 74-72	7,636	22, Roy Devyn Marble	7, Adam Woodbury
* Feb. 17	Minnesota	W, 72-51	15,400	15, Roy Devyn Marble	7, Eric May
* Feb. 21	at Nebraska	L, 60-64	12,334	18, Roy Devyn Marble	13, Aaron White
* Feb. 27	Purdue	W, 58-48	11,787	18, Marble/White	9, Aaron White
* March 2	at #1 Indiana	L, 60-73	17,472	20, Roy Devyn Marble	7, White/May
* March 5	Illinois	W, 63-55	14,566	21, Roy Devyn Marble	6, Roy Devyn Marble
* March 9	Nebraska	W, 74-60	15,400	19, Aaron White	13, Melsahn Basabe

^ - Cancun Challenge -- Cancun, Mexico

\$ - Big Ten / ACC Challenge

+ - Iowa Corn Cy-Hawk Series

- Hy-Vee Big Four Classic -- Des Moines, Iowa

* - Big Ten Conference Game

% - Big Ten Tournament -- Chicago

Attendance Summary	Games	Totals	Average
Home	18	241,696	13,428
Away	10	124,044	12,404
Neutral	3	14,984	4,995
Totals	31	380,724	12,281



IOWA HAWKEYE BASKETBALL

Game-by-Game Statistics

Team	Score	FG-A	PCT	3-PT. FG	PCT	FT-A	PCT	REB	PF	AS	TO	BS	ST
at Iowa	86	31-69	.449	7-16	.438	17-25	.680	49	12	18	13	10	13
UT-Pan American	55	23-66	.348	5-24	.208	4-8	.500	41	22	7	19	4	10
at Iowa	73	26-58	.448	7-19	.368	14-23	.609	40	16	16	15	5	7
Central Michigan	61	19-48	.396	7-18	.389	16-21	.762	32	21	11	19	4	7
at Iowa	66	22-49	.449	4-21	.190	18-25	.720	43	16	16	11	5	3
Howard	36	14-52	.269	3-16	.188	5-12	.417	30	20	6	13	2	8
at Iowa	65	19-53	.358	6-21	.286	21-32	.656	40	16	12	15	6	11
Gardner-Webb	56	20-62	.323	3-19	.158	13-15	.867	41	24	7	16	1	7
Iowa	63	22-47	.468	4-12	.333	15-20	.750	38	18	11	18	6	6
vs. Western Kentucky	55	20-60	.333	5-21	.238	10-15	.667	32	22	12	13	5	11
Iowa	63	12-46	.261	8-15	.533	31-39	.795	30	22	7	14	5	2
vs. Wichita State	75	23-55	.418	7-20	.350	22-29	.759	38	26	13	12	8	9
Iowa	79	31-64	.484	4-22	.182	13-18	.722	30	23	16	10	5	2
at Virginia Tech	95	32-61	.525	4-15	.267	27-30	.900	20	20	12	9	3	6
at Iowa	88	29-52	.558	8-19	.421	22-29	.759	38	13	22	13	4	4
A&M-Corpus Christi	59	24-57	.421	5-14	.357	6-10	.600	23	24	5	15	2	11
at Iowa	87	34-76	.447	2-16	.125	17-19	.895	50	17	20	11	4	8
South Dakota	63	19-55	.345	9-22	.409	16-19	.842	31	19	10	18	4	5
at Iowa	80	30-65	.462	5-20	.250	15-18	.833	37	14	21	13	2	10
Iowa State	71	25-59	.424	9-28	.321	12-17	.706	35	17	14	19	4	5
Iowa	80	21-49	.429	12-25	.480	26-37	.703	36	19	18	15	7	5
vs. UNI	73	28-62	.452	3-16	.188	14-17	.824	33	25	6	10	2	8
at Iowa	90	31-63	.492	11-23	.478	17-27	.630	56	13	22	12	6	10
South Carolina State	46	18-71	.254	5-24	.208	5-8	.625	36	19	9	13	3	7
at Iowa	80	31-60	.517	0-17	.000	18-31	.581	54	10	21	20	5	9
Coppin State	50	19-65	.292	9-29	.310	3-6	.500	29	21	15	19	2	15
at Iowa	65	21-63	.333	3-17	.176	20-26	.769	39	15	14	12	4	11
#5 Indiana	69	26-65	.400	4-14	.286	13-18	.722	46	18	16	15	3	5
Iowa	67	27-62	.435	7-20	.350	6-10	.600	26	18	17	7	1	3
at #2 Michigan	95	36-62	.581	10-22	.455	13-19	.684	41	13	24	6	4	3
at Iowa	59	23-51	.451	4-16	.250	9-15	.600	35	17	18	18	4	5
#18 Michigan State	62	23-57	.404	3-11	.273	13-21	.619	36	17	13	12	3	12
Iowa	70	29-63	.460	4-16	.250	8-12	.667	43	18	22	9	1	7
at Northwestern	50	15-51	.294	5-26	.192	15-25	.600	33	14	9	9	5	6
at Iowa	70	22-51	.431	2-10	.200	24-29	.828	33	16	6	7	2	8
Wisconsin	66	25-58	.431	8-23	.348	8-12	.667	34	23	12	12	0	0
Iowa	63	22-62	.355	6-18	.333	13-26	.500	40	20	8	14	1	4
at #14 Ohio State	72	27-52	.519	4-10	.400	14-19	.737	34	19	12	17	9	8
Iowa	62	19-61	.311	5-17	.294	19-27	.704	42	21	15	10	8	6
at Purdue (OT)	65	25-64	.391	3-12	.250	12-20	.600	45	21	13	8	8	4
at Iowa	76	20-50	.400	5-21	.238	31-39	.795	38	15	18	14	6	11
Penn State	67	23-58	.307	7-23	.304	14-16	.875	32	26	10	18	4	8
Iowa	59	21-58	.362	7-23	.304	10-17	.588	35	21	17	10	2	8
at #23 Minnesota	62	22-49	.449	4-16	.250	14-21	.667	35	15	17	12	7	7
Iowa	70	25-74	.338	5-23	.217	15-22	.682	51	25	16	12	2	7
at Wisconsin (2OT)	74	24-71	.338	7-25	.280	19-26	.731	49	20	11	12	8	6
at Iowa	71	24-50	.480	4-12	.333	19-22	.864	34	17	16	12	4	5
Northwestern	57	20-57	.351	6-25	.240	11-13	.846	31	17	12	12	0	6
Iowa	74	24-54	.444	6-21	.286	20-26	.769	40	19	15	13	7	5
at Penn State	72	27-61	.443	8-17	.471	10-15	.667	29	19	17	6	4	7
at Iowa	72	21-43	.488	5-9	.556	25-31	.806	30	18	9	12	6	12
Minnesota	51	17-47	.362	3-14	.214	14-23	.609	31	19	11	17	5	7
Iowa	60	21-57	.368	5-15	.333	13-15	.867	38	14	11	12	4	7
at Nebraska	64	26-56	.464	5-15	.333	7-14	.500	34	13	7	10	3	5
at Iowa	58	16-51	.314	5-13	.385	21-29	.724	39	15	8	9	5	10
Purdue	48	19-52	.365	3-14	.214	7-10	.700	37	24	14	16	0	4
Iowa	60	21-55	.382	1-13	.077	17-24	.708	38	27	9	19	5	7
at #1 Indiana	73	21-54	.389	2-14	.143	29-42	.690	37	25	10	12	6	11
at Iowa	63	21-54	.389	5-18	.278	16-20	.800	43	15	15	13	13	5
Illinois	55	18-63	.286	9-29	.310	10-17	.588	39	19	8	12	4	9
at Iowa	74	28-49	.571	5-14	.357	13-15	.867	39	11	21	12	7	2
Nebraska	60	21-56	.375	10-25	.400	8-11	.727	22	17	11	6	3	6



IOWA HAWKEYE BASKETBALL

Season & Career Bests

Season Bests

Player	Points	3-Pointers	Rebounds	Assists	Blocks	Steals
Melsahn Basabe	17, A&M-CC	---	13, Nebraska	2, A&M-CC	4, three times	2, three times
Anthony Clemmons	14, Iowa State	2, three times	4, twice	9, Coppin State	1, seven times	3, twice
Kyle Denning	6, SCSU	2, SCSU	1, SCSU	2, SCSU	---	1, N'western
Mike Gesell	23, UNI	4, UNI	6, twice	8, SCSU	1, nine times	4, Minnesota
Pat Ingram	3, Michigan	---	3, SCSU	3, SCSU	---	1, two times
Roy Devyn Marble	30, UNI	6, SCSU	9, Indiana	7, Virginia Tech	2, UNI	3, three times
Eric May	13, Wichita State	2, Ohio St.	7, twice	7, UNI	1, four times	3, Nebraska
Zach McCabe	15, Michigan State	4, UTPA	8, twice	3, three times	2, Gardner-Webb	4, Penn State
Josh Oglesby	14, Northwestern	4, twice	5, Wichita State	4, Northwestern	2, Wichita State	2, twice
Gabriel Olaseni	14, Coppin State	---	10, SCSU	3, Nebraska	7, Illinois	2, SCSU
Christopher Rickert	4, SCSU	---	3, Coppin State	1, Coppin State	---	---
Darius Stokes	2, twice	---	5, SCSU	1, UTPA	1, twice	---
Aaron White	27, Penn State	2, Purdue	13, Nebraska	4, Northwestern	3, Minnesota	4, twice
Adam Woodbury	13, A&M-CC	---	9, twice	2, four times	3, three times	2, three times

Career Bests

Player	Points	3-Pointers	Rebounds	Assists	Blocks	Steals
Melsahn Basabe	25, Michigan, '11	---	14, Iowa State, '10	2, three times	7, Iowa State, '10	2, six times
Anthony Clemmons	14, Iowa State, '12	2, three times	4, twice	9, Coppin St., '12	1, seven times	3, twice
Kyle Denning	6, SCSU, '12	2, SCSU, '12	---	2, SCSU, '12	---	1, N'western
Mike Gesell	23, UNI, '12	4, UNI, '12	6, twice	8, SCSU	1, nine times	4, Minnesota
Pat Ingram	3, Michigan	---	3, SCSU, '12	3, SCSU, '12	---	1, twice
Roy Devyn Marble	31, Oregon, '12	7, Oregon, '12	9, Indiana, '12	8, Wisconsin, '12	3, Boise State, '11	4, twice
Eric May	20, twice	5, Ohio State, '10	11, PVAM, '09	7, UNI, '12	3, three times	7, SIUE
Zach McCabe	20, three times	4, three times	10, Minnesota, '12	4, Minnesota, '12	2, twice	4, five times
Kyle Meyer	---	---	---	---	---	---
Josh Oglesby	24, Indiana, '12	6, Indiana, '12	5, twice	4, two times	2, Wichita St., '12	2, three times
Gabriel Olaseni	14, Coppin St., '12	---	10, SCSU, '12	3, Nebraska	7, Illinois, '13	2, twice
Christopher Rickert	4, SCSU, '12	---	3, Coppin St., '12	1, Coppin State	---	---
Darius Stokes	2, four times	---	5, SCSU, '12	1, three times	1, four times	1, Clemson, '11
Aaron White	27, Penn State, '13	2, four times	12, Nebraska, '13	4, two times	3, three times	4, twice
Adam Woodbury	13, A&M-CC, '12	---	9, twice	2, four times	3, three times	2, three times



IOWA HAWKEYE BASKETBALL

Season Highs And Lows/Specialty Statistics

CATEGORY		IOWA		OPPONENTS
<u>Points</u>	High	90	SC State	95 Virginia Tech, Michigan
	Low	58	Purdue	36 Howard
<u>FG Made</u>	High	34	South Dakota	36 Michigan
	Low	12	Wichita State	14 Howard
<u>FG Att.</u>	High	76	South Dakota	71 SC State, Wisconsin
	Low	46	Wichita State	47 Minnesota
<u>FG%</u>	High	.571	Nebraska	.581 Michigan
	Low	.261	Wichita State	.254 SC State
<u>3FG Made</u>	High	12	UNI	10 Michigan, Nebraska
	Low	0	Coppin State	2 Indiana
<u>3FG Att.</u>	High	25	UNI	29 Coppin State, Illinois
	Low	10	Wisconsin	10 Ohio State
<u>3FG%</u>	High	.556	Minnesota	.471 Penn State
	Low	.000	Coppin State	.143 Indiana
<u>FTM</u>	High	31	Wichita State, Penn State	29 Indiana
	Low	6	Michigan	3 Coppin State
<u>FTA</u>	High	39	Wichita State, Penn State	42 Indiana
	Low	10	Michigan	6 Coppin State
<u>FT% (min. 10)</u>	High	.895	South Dakota	.900 Virginia Tech
	Low	.500	Ohio State	.417 Howard
<u>Off. Reb.</u>	High	22	Ohio State	19 Gardner-Webb
	Low	6	Michigan, Michigan State	8 South Dakota, UNI, N'western
<u>Def. Reb.</u>	High	41	SC State	34 Wisconsin
	Low	17	Minnesota	11 Nebraska
<u>Total Reb.</u>	High	56	SC State	49 Wisconsin
	Low	26	Michigan	22 Nebraska
<u>Assists</u>	High	22	A&M-CC, S.C. State, N'western	24 Michigan
	Low	6	Wisconsin	5 A&M-Corpus Christi
<u>Steals</u>	High	13	UTPA	15 Coppin State
	Low	2	Wichita State, Virginia Tech	0 Wisconsin
<u>Blocks</u>	High	13	Illinois	9 Ohio State
	Low	1	Northwestern/Ohio State	0 Three times
<u>Turnovers</u>	High	20	Coppin State	19 UTPA, CMU, ISU, Coppin State
	Low	7	Michigan, Wisconsin	6 Nebraska
<u>Fouls</u>	High	27	Indiana	26 Penn State
	Low	10	Coppin State	13 Michigan, Nebraska

GAME-BY-GAME SPECIALTY STATS

Date	Opponent	IA-Opp.	Pts. Off			
			TO's	Paint	2nd	Bench
11/9	UT-Pan American	22-14	38-32	16-15	28-14	24-23
11/12	Central Michigan	12-2	16-12	11-2	24-23	16-5
11/15	Howard	10-10	32-16	11-11	16-5	19-7
11/17	Gardner-Webb	19-17	24-28	16-20	19-24	35-40
11/20	WKU	18-15	20-22	9-18	19-7	24-22
11/21	Wichita State	14-20	6-30	9-14	35-40	44-32
11/27	at Virginia Tech	11-11	42-46	13-2	24-22	26-12
12/1	A&M-Corpus Christi	24-15	38-28	16-15	44-32	22-39
12/4	South Dakota	23-7	54-14	24-4	26-12	19-5
12/7	Iowa State	22-18	36-26	15-12	22-39	39-10
12/15	vs. UNI	11-17	10-48	6-9	19-5	28-25
12/19	SC State	18-6	32-22	20-15	39-10	13-16
12/22	Coppin State	24-14	50-16	19-4	28-25	21-20
12/31	#5 Indiana	9-15	28-40	5-10	13-16	31-12
1/6	at #2 Michigan	2-15	32-44	6-5	21-20	40-22
1/10	#18 Michigan St	10-24	34-38	3-9	31-12	17-35
1/13	at Northwestern	7-9	40-18	6-1	40-22	25-22
1/19	Wisconsin	12-8	30-26	6-14	17-35	16-16
1/22	at #14 Ohio State	22-12	28-32	24-16	25-22	27-12
1/27	at Purdue	6-10	22-38	7-10	16-16	27-0
1/31	Penn State	20-17	26-18	15-16	27-12	33-8
2/3	at #23 Minnesota	14-17	16-20	13-14	27-0	27-18
2/6	at Wisconsin	12-15	24-24	17-20	33-8	17-11
2/9	Northwestern	17-4	36-24	10-14	27-18	23-15
2/14	at Penn State	6-18	24-30	15-12	17-11	19-0
2/17	Minnesota	15-14	24-28	10-9	23-15	13-27
2/21	at Nebraska	7-17	20-28	10-12	19-0	14-15
2/27	Purdue	10-2	18-18	6-7	13-27	20-9
3/2	at #1 Indiana	8-19	32-36	8-16	14-15	24-10
3/5	Illinois	6-7	28-12	8-9	20-9	
3/9	Nebraska	13-20	38-20	18-10	24-10	

IOWA AND OPPONENT INDIVIDUAL HIGH PERFORMANCES

CATEGORY	IOWA	OPPONENTS
<u>Points</u>	30 Roy Devyn Marble vs. UNI	26 D.J. Newbill (Penn State)
<u>Field Goals Made</u>	9 Roy Devyn Marble (twice)	11 D.J. Newbill (Penn State)
<u>Field Goals Attempted</u>	16 Roy Devyn Marble vs. Virginia Tech	20 D.J. Newbill (Penn State)
<u>Field Goal Percentage (min. 5 made)</u>	.875 (7-8) Aaron White vs. Coppin State	.857 (6-7) Josh Cleveland (UTPA)
<u>3-Point Field Goals Made</u>	6 Roy Devyn Marble vs. SC State	7 Ray Gallegos (Nebraska)
<u>3-Point Field Goals Attempted</u>	9 Roy Devyn Marble vs. UNI	14 Ray Gallegos (Nebraska)
<u>3-Point Field Goals Pct. (min. 4 made)</u>	1.000 (4-4) Zach McCabe vs. UTPA	.500 (4-8) Casey Kasperbauer (South Dakota)
<u>Free Throws Made</u>	14 (14-19) Roy Devyn Marble vs. UNI	8 Five times
<u>Free Throws Attempted</u>	19 (14-19) Roy Devyn Marble vs. UNI	13 Cody Zeller (Indiana)
<u>Free Throw Pct. (min. 7 made)</u>	1.000 (10-10) Roy Devyn Marble vs. Illinois	.888 Two times
<u>Offensive Rebounds</u>	7 Aaron White vs. Gardner-Webb	8 Jared Berggren (Wisconsin)
<u>Defensive Rebounds</u>	10 Aaron White at Nebraska	9 Two times
<u>Total Rebounds</u>	13 Two times	14 Jared Berggren (Wisconsin)
<u>Assists</u>	8 Four times	12 Trey Burke (Michigan)
<u>Steals</u>	4 Four times, last by Aaron White at Indiana	4 Three times
<u>Blocks</u>	7 Gabriel Olaseni vs. Illinois	7 Jared Berggren (Wisconsin)
<u>Turnovers</u>	6 Aaron White vs. Indiana	7 Korie Lucious (Iowa State)



IOWA HAWKEYE BASKETBALL

The Last Time...

The Last Time a Player . . .

Had 30 or more points

Iowa -- 30, Roy Devyn Marble, UNI, 12/15/12
Opponent -- 30, Tim Hardaway Jr., Michigan, 2/19/11

Made at least 90% of his FGA (10 att.)

Iowa -- .909 (9-10), Luke Recker vs. Purdue, 3/07/02
Opponent -- .900 (9-10), E.J. Singler, Oregon, 3/18/12

Made 100% of his FTA (10 att.)

Iowa -- 1.000 (10-10), Roy Devyn Marble, 3/5/13
Opponent -- 1.000 (10-10), Morris Smith IV, UTSA, 11/15/09

Had 15 or more rebounds

Iowa -- 15, Jarryd Cole vs. Northern Iowa, 12/7/10
Opponent -- 15, Jon Leuer, Wisconsin, 2/9/11

Had 10 or more assists

Iowa -- 11, Bryce Cartwright vs. Oregon, 3/18/12
Opponent -- 10, Jermaine Marshall, Penn State, 2/14/13

Had 5 or more blocks

Iowa -- 7, Gabriel Olaseni vs. Illinois, 3/5/13
Opponent -- 7, Jared Berggren, Wisconsin, 2/6/13

Had 5 or more steals

Iowa -- 5, Jarryd Cole at Michigan State, 3/2/11
Opponent -- 5, Drew Crawford, Northwestern, 3/3/12

The Last Time a Team . . .

Scored 100 or more points

Iowa -- 105 vs. Central Arkansas, 12/19/11
Opponent -- 108 by Oregon, 3/18/12

Scored 40 or fewer points

Iowa -- 40 at Wisconsin, 3/3/10
Opponent -- 36 by Howard, 11/15/12

Won an overtime game

Iowa -- 75-67 (2 OT) vs. Penn State, 3/07/09
Opponent -- 74-70 (2OT), Wisconsin, 2/6/13

Made at least 60% of its FGA (20 att.)

Iowa -- .630 (34-54) at Indiana, 1/19/12
Opponent -- .617 (37-60) by Michigan State, 1/10/2012

Made at least 50% of its 3-pt. FGA (8 att.)

Iowa -- .556 (5-9) vs. Minnesota, 2/17/13
Opponent -- .520 (13-25) by Northwestern, 2/9/12

Made at least 90% of its FTA (10 att.)

Iowa -- .909 (20-22) vs. Clemson, 11/29/11
Opponents -- .900 (27-30) Virginia Tech, 11/27/12



IOWA HAWKEYE BASKETBALL

2012-13 Iowa Record When . . .

When playing at home:	16-2	When leading at the half:	18-3	When wearing White:	14-2
When playing on the road:	2-8	When trailing at the half:	2-8	When wearing Black:	2-9
When playing on a neutral court:	2-1	When tied at the half:	0-0	When wearing Gold:	4-0
When Iowa scores 100 points or more:	0-0	Iowa field goal percentage at home:	449-1006	.446	
When Iowa scores 90-99 points:	1-0	Iowa field goal percentage on road:	295-752	.392	
When Iowa scores 80-89 points:	6-0	Iowa 3-point percentage at home:	88-302	.291	
When Iowa scores 70-79 points:	7-2	Iowa 3-point percentage on road:	67-228	.294	
When Iowa scores under 70 points:	6-9	Iowa free throw percentage at home:	337-462	.729	
		Iowa free throw percentage on road:	206-293	.703	
When opponent scores 100 points or more:	0-0	On Sunday:	2-3		
When opponent scores 90-99 points:	0-2	On Monday:	1-1		
When opponent scores 80-89 points:	0-0	On Tuesday:	3-2		
When opponent scores 70-79 points:	3-4	On Wednesday:	2-2		
When opponent scores 60-69 points:	5-5	On Thursday:	3-1		
When opponent scores fewer than 60 points:	12-0	On Friday:	2-0		
		On Saturday:	7-2		
When Iowa shoots at least 50% from the field:	3-0	On BTN:	11-6		
When Iowa shoots less than 50% from the field:	17-11	On CBS:	1-1		
When opponent shoots at least 50% from the field:	0-3	On ESPN:	0-0		
When opponent shoots less than 50% from the field:	20-8	On ESPN2:	0-2		
When Iowa has higher FG% than opponent:	17-1	On ESPNU:	3-1		
When opponent has higher FG%:	3-8	On Mediacom:	3-0		
When FG% is equal:	1-1	On Fox Sports:	0-0		
When Iowa outrebounds opponent:	17-4	BTN.com:	2-1		
When opponent has more rebounds:	3-7	No Television:	0-0		
When rebounds are equal:	0-0				
When Iowa shoots at least 80% from the line:	7-1	Most Points, First Half: 47 vs. SCSU			
When Iowa shoots less than 80% from the line:	13-10	Fewest Points, First Half: 14 vs. Indiana			
When opponent shoots at least 80% from the line:	5-1	Most Points Allowed, First Half: 46 vs. Michigan			
When opponent shoots less than 80% from the line:	15-10	Fewest Points Allowed, First Half: 14 vs. Coppin State			
When Iowa shoots more free throws than opponent:	17-5	Most Points, Second Half: 47 vs. Gardner-Webb			
When opponent shoots more free throws:	2-6	Fewest Points, Second Half: 28 vs. Wichita State			
When free throws attempts are equal:	1-0	Most Points Allowed, Second Half: 49 vs. Virginia Tech, Michigan			
When Iowa has higher FT% than opponent:	16-5	Fewest Points Allowed, Second Half: 18 vs. Gardner-Webb			
When opponent has higher FT%:	4-6	Largest Halftime Advantage: 27 vs. SCSU			
When FT% is equal:	0-0	Largest Halftime Deficit: 20 vs. Gardner-Webb			
When Iowa shoots at least 50% from 3-point range:	1-1				
When Iowa shoots less than 50% from 3-point range:	19-10				
When opponent shoots at least 50% from 3-point range:	0-0				
When opponent shoots less than 50% from 3-point range:	20-11				
When Iowa has a higher 3-point FG% than opponent:	11-3				
When opponent has a higher 3-point FG%:	9-7				
When 3-point FG% is equal:	0-1				
When Iowa has more assists than opponent:	15-5				
When opponent has more assists:	5-4				
When assists are equal:	0-1				
When Iowa has fewer turnovers than opponent:	12-3				
When opponent has fewer turnovers:	8-5				
When turnovers are equal:	1-2				
When Iowa has more steals than opponent:	10-5				
When opponent has more steals:	9-4				
When steals are equal:	1-1				



IOWA HAWKEYE BASKETBALL

Under McCaffery... Iowa Record When . . .

When playing at home:	38-16	When leading at the half:	40-12	When wearing White:	35-17
When playing on the road:	7-26	When trailing at the half:	7-36	When wearing Black:	8-30
When playing on a neutral court:	4-6	When tied at the half:	2-0	When wearing Gold:	6-1
When Iowa scores 100 points or more:	2-0	Iowa field goal percentage at home:	1399-3069	.456	
When Iowa scores 90-99 points:	4-1	Iowa field goal percentage on road:	1014-2425	.418	
When Iowa scores 80-89 points:	11-1	Iowa 3-point percentage at home:	286-866	.330	
When Iowa scores 70-79 points:	16-15	Iowa 3-point percentage on road:	216-677	.319	
When Iowa scores under 70 points:	16-31	Iowa free throw percentage at home:	882-1217	.725	
		Iowa free throw percentage on road:	580-847	.685	
When opponent scores 100 points or more:	0-2	On Sunday:	4-12		
When opponent scores 90-99 points:	0-5	On Monday:	3-2		
When opponent scores 80-89 points:	0-9	On Tuesday:	7-8		
When opponent scores 70-79 points:	8-20	On Wednesday:	6-10		
When opponent scores 60-69 points:	15-12	On Thursday:	6-6		
When opponent scores fewer than 60 points:	26-0	On Friday:	4-4		
		On Saturday:	17-5		
When Iowa shoots at least 50% from the field:	11-6	On BTN:	21-29		
When Iowa shoots less than 50% from the field:	38-42	On CBS:	1-1		
When opponent shoots at least 50% from the field:	2-24	On ESPN:	2-1		
When opponent shoots less than 50% from the field:	47-24	On ESPN2:	2-4		
When Iowa has higher FG% than opponent:	43-9	On ESPNU:	5-7		
When opponent has higher FG%:	6-37	On Mediacom:	8-0		
When FG% is equal:	1-1	On Fox Sports:	0-0		
When Iowa outrebounds opponent:	41-14	BTN.com:	6-2		
When opponent has more rebounds:	8-33	No Television:	2-2		
When rebounds are equal:	0-1				
When Iowa shoots at least 80% from the line:	13-8	Most Points, First Half: 55 vs. Central Arkansas, '11			
When Iowa shoots less than 80% from the line:	36-40	Fewest Points, First Half: 14 vs. Indiana, '13			
When opponent shoots at least 80% from the line:	11-11	Most Points Allowed, First Half: 55 vs. Michigan State, '12			
When opponent shoots less than 80% from the line:	39-37	Fewest Points Allowed, First Half: 14 vs. Coppin State, '12			
When Iowa shoots more free throws than opponent:	41-20	Most Points, Second Half: 58 vs. SIU-Edwardsville, '10			
When opponent shoots more free throws:	6-27	Fewest Points, Second Half: 24 vs. Wisconsin, '12			
When free throws attempts are equal:	2-1	Most Points Allowed, Second Half: 61 at Oregon, '12			
When Iowa has higher FT% than opponent:	31-19	Fewest Points Allowed, Second Half: 16 vs. UNI, '10			
When opponent has higher FT%:	18-29	Largest Halftime Advantage: 33 vs. SIU-Edwardsville, '10			
When FT% is equal:	0-0	Largest Halftime Deficit: 22 at Michigan State, '12			
When Iowa shoots at least 50% from 3-point range:	5-4				
When Iowa shoots less than 50% from 3-point range:	44-44				
When opponent shoots at least 50% from 3-point range:	1-10				
When opponent shoots less than 50% from 3-point range:	48-38				
When Iowa has a higher 3-point FG% than opponent:	29-20				
When opponent has a higher 3-point FG%:	17-30				
When 3-point FG% is equal:	0-1				
When Iowa has more assists than opponent:	36-11				
When opponent has more assists:	11-34				
When assists are equal:	2-3				
When Iowa has fewer turnovers than opponent:	28-17				
When opponent has fewer turnovers:	16-27				
When turnovers are equal:	5-4				
When Iowa has more steals than opponent:	30-21				
When opponent has more steals:	15-24				
When steals are equal:	4-2				



IOWA HAWKEYE BASKETBALL

Iowa Superlatives Under McCaffery

TEAM

Most Points Scored

1. 111 – SIU Edwardsville (11/26/10)
2. 105 – Central Arkansas (12/19/11)
3. 97 – Oregon (3/18/12)
4. 96 – Chicago St (11/11/11)
5. 95 – North Carolina A&T (11/14/11)

Fewest Points Allowed

1. 36 -- Howard (11/15/12)
2. 40 – Louisiana Monroe (11/16/10)
3. 46 -- SC State (12/19/12)
4. 47 – Alabama (11/20/10)
5. 48 -- Purdue (2/27/13)

Field Goals Made

1. 42 – Central Arkansas (12/19/11)
2. 37 – SIU Edwardsville (11/26/10)
2. 37 – Oregon (3/18/12)
4. 34 – Indiana (1/29/12)
- 34 -- South Dakota (12/4/12)

Field Goals Attempted

1. 79 – Oregon (3/18/12)
2. 76 – Central Arkansas (12/19/11)
- 76 -- South Dakota (12/4/12)
4. 74 -- Wisconsin (2/6/13)
5. 71 – Wake Forest (11/30/10)

Field Goal Percentage (20 Made)

1. .630 – Indiana (1/29/12)
2. .587 – SIU Edwardsville (11/26/10)
3. .577 – Indiana (1/23/11)
- .577 – Mich St (2/2/11)
5. .571 – Nebraska (3/9/13)

3-Point Field Goals Made

1. 13 – Northern Illinois (11/17/11)
2. 12 -- Northern Iowa (12/15/12)
3. 11 -- SC State (12/19/12)
4. 10 – SIU Edwardsville (11/26/10)
- 10 – Wisconsin (2/23/12)
- 10 – Mich St (3/9/12)
- 10 – Oregon (3/18/12)

3-Point Field Goals Attempted

1. 28 – Minnesota (2/13/11)
2. 27 – Chicago St (11/11/11)
3. 26 – North Carolina A&T (11/14/11)
4. 25 - Northern Iowa (12/15/12)
5. 24 – Illinois (12/29/10)

3-Point FG Percentage (10 Made)

1. .619 (13-21) Northern Illinois (11/17/11)
2. .556 (10-18) SIUE (11/26/10)
- .556 (10-18) Wisconsin (2/23/12)
4. .500 (10-20) Mich St (3/9/12)
5. .480 (12-25) Northern Iowa (12/15/12)

Free Throws Made

1. 31 -- Wichita St (11/21/12)
- 31 -- Penn St (1/31/13)
3. 29 – Penn St (2/4/12)
4. 27 – SIU Edwardsville (11/26/10)
- 27 – Indiana (1/23/11)
- 27 – Chicago St (11/11/11)

Free Throws Attempted

1. 39 – Indiana (1/23/11)
- 39 -- Wichita St (11/21/12)
- 39 -- Penn St (1/31/13)
4. 38 – SIU Edwardsville (11/26/10)
5. 37 - Northern Iowa (12/15/12)

Free Throw Percentage (10 Made)

1. .909 (20-22) Clemson (11/29/11)
2. .895 (17-19) South Dakota (12/4/12)
3. .880 (22-25) Iowa St (12/9/11)
4. .867 (13-15) Oregon (3/18/12)
- .867 (13-15) Nebraska (2/23/13)
- .867 (13-15) Nebraska (3/9/13)

Most Rebounds

1. 56 – Brown (12/3/11)
- 56 -- SC State (12/19/12)
3. 54 -- Coppin State (12/22/12)
4. 53 – North Carolina A&T (11/14/11)
- 53 – Central Arkansas (12/19/11)

Most Assists

1. 32 – Central Arkansas (12/19/11)
2. 26 – Northern Illinois (11/17/11)
3. 24 – SIU Edwardsville (11/26/10)
4. 23 – Dayton (3/13/12)
5. 22 – Chicago St (11/11/11)
- 22 -- A&M-Corpus Christi (12/1/12)
- 22 -- SC State (12/19/12)
- 22 -- Northwestern (1/13/13)

Most Steals

1. 19 – SIU Edwardsville (11/26/10)
2. 14 – Idaho St (12/4/10)
- 14 – Chicago St (11/11/11)
4. 13 – IPFW (11/26/11)
- 13 -- UT-Pan American (11/9/12)

Most Blocked Shots

1. 12 -- Illinois (3/5/13)
2. 10 -- UT-Pan American (11/9/12)
3. 8 -- Purdue (1/27/13)
- 8 – Boise St (12/22/11)
5. 7 – Iowa St (12/10/10)
- 7 – Central Arkansas (12/19/11)
- 7 – Penn St (2/16/12)
- 7 – Indiana (2/19/12)
- 7 – Mich St (3/9/12)
- 7 -- Northern Iowa (12/15/12)
- 7 -- Nebraska (3/9/13)

Fewest Turnovers

1. 5 – Boise St (12/22/11)
2. 6 – Illinois (3/8/12)
3. 7 -- Michigan (1/6/13)
- 7 -- Wisconsin (1/19/13)
5. 8 – 5 times

INDIVIDUAL

Most Points:

1. 33 – Matt Gatens vs Wisconsin (2/23/12)
2. 31 – Devyn Marble vs Oregon (3/18/12)
3. 30 – Matt Gatens vs Indiana (2/19/12)
- 30 -- Roy Devyn Marble vs. UNI (12/15/12)
5. 27 – Matt Gatens vs NC A&T (11/14/11)
- 27 -- Roy Devyn Marble vs. SCSU (12/19/12)
- 27 -- Aaron White vs. Penn St (1/31/13)

Field Goals Made

1. 12 – Matt Gatens vs Wisconsin (2/23/12)
2. 10 – Devyn Marble vs Oregon (3/18/12)
- 10 – Aaron White vs Dayton (3/13/12)
- 10 – Matt Gatens vs Indiana (2/19/12)

Field Goals Attempted

1. 21 – Matt Gatens vs Minnesota (1/16/11)
2. 19 – Bryce Cartwright vs La Tech (12/21/10)
3. 18 – Matt Gatens vs Wisconsin (2/23/12)
- 18 – Matt Gatens vs Indiana (2/19/12)

3-Point FG Made

1. 7 – Devyn Marble vs Oregon (3/18/12)
- 7 – Matt Gatens vs Wisconsin (2/23/12)
- 7 – Matt Gatens vs Indiana (2/19/12)
4. 6 -- Roy Devyn Marble vs. SCSU (12/19/12)

Free Throws Made

1. 14 -- Roy Devyn Marble vs. UNI (12/15/12)
2. 13 -- Aaron White vs. Wisconsin (1/19/13)
3. 12 -- Roy Devyn Marble vs. Indiana (12/31/12)
4. 11 – Matt Gatens vs Indiana (1/23/11)
- 11 -- Aaron White vs. Wichita St (11/21/12)
- 11 -- Aaron White vs. Purdue (2/27/13)

3-Point Field Goals Attempted

1. 11 – Matt Gatens vs Minnesota (2/13/11)
2. 10 – Matt Gatens vs Penn St (2/4/12)
- 10 -- Roy Devyn Marble at Iowa St (12/9/11)

Most Rebounds:

1. 15 -- Jarryd Cole vs UNI (12/7/10)
2. 14 -- Melsahn Basabe vs Iowa St (12/10/10)
3. 13 -- Melsahn Basabe vs Indiana (2/5/10)
- 13 -- Melsahn Basabe vs Minnesota (1/16/11)
- 13 -- Melsahn Basabe vs Ohio St (1/4/11)
- 13 -- Aaron White at Nebraska (2/23/13)
- 13 -- Melsahn Basabe vs. Nebraska (3/9/13)

Most Assists

1. 11 -- Bryce Cartwright vs Dayton (3/13/12)
2. 10 -- Bryce Cartwright at Oregon (3/18/12)
- 10 -- Bryce Cartwright vs Mich St (2/2/11)
4. 9 -- Bryce Cartwright (four times)
- 9 -- Anthony Clemmons (12/22/12)

Most Steals

1. 7 -- Eric May vs SIUE (11/26/10)
2. 6 -- Eric May at Wake Forest (11/30/10)
3. 5 -- Jarryd Cole at Mich St (3/2/11)
- 5 -- Matt Gatens vs Idaho St (12/4/10)

Most Blocks

1. 7 -- Melsahn Basabe vs. Iowa St (12/10/10)
- 7 -- Gabriel Olaseni vs. Illinois (3/5/13)
3. 6 -- Melsahn Basabe vs Ohio St (1/4/11)
4. 5 -- Melsahn Basabe vs Indiana (2/19/12)
5. 4 -- 5 times

Game 1 - Iowa 86, UT-Pan American 55

Official Basketball Box Score -- Game Totals -- Final Statistics
UTPA vs Iowa
11/09/12 8:05 p.m. at Carver-Hawkeye Arena - Iowa City, IA

UTPA 55 • 0-1

#	Player	Total		3-Ptr		Rebounds			PF	TP	A	TO	Blk	Stl	Min
		FG-FGA	FG-FGA	FT-FTA	FT-FTA	Off	Def	Tot							
13	Cabrera, Ruben	f	1-2	0-0	1-2	0	2	2	1	3	0	0	0	0	11
21	Toivonen, Lauri	f	1-1	0-0	0-0	0	0	0	2	2	1	4	1	1	16
01	Provost, Brandon	g	5-17	2-10	1-1	1	5	6	1	13	1	2	1	2	33
03	Urbanus, Aaron	g	5-11	3-7	0-0	1	4	5	1	13	1	2	0	0	30
23	Delgado, Jesus	g	5-12	0-1	0-0	2	2	4	3	10	4	3	0	1	27
04	Dantzier, Jamal	g	0-2	0-0	0-0	1	1	2	0	0	0	0	0	1	11
05	Nash, DeMarko	g	0-2	0-2	2-2	0	1	1	1	2	0	0	0	1	5
24	Hines, Shaquille	g	0-1	0-0	0-0	0	5	5	4	0	0	1	0	1	14
20	Cleveland, Josh	g	6-7	0-0	0-1	4	1	5	4	12	0	1	1	1	22
30	Johnson, Hurley	g	0-5	0-3	0-2	1	1	2	2	0	0	2	0	0	15
32	Leathers, Justin	g	0-6	0-1	0-0	2	3	5	3	0	0	4	1	2	16
Team						2	2	4							
Totals			23-66	5-24	4-8	14	27	41	22	55	7	19	4	10	200

FG % 1st Half: 11-29 37.9% 2nd half: 12-37 32.4% Game: 23-66 34.8%
3FG % 1st Half: 1-9 11.1% 2nd half: 4-15 26.7% Game: 5-24 20.8%
FT % 1st Half: 1-2 50.0% 2nd half: 3-6 50.0% Game: 4-8 50.0%

Iowa 86 • 1-0

#	Player	Total		3-Ptr		Rebounds			PF	TP	A	TO	Blk	Stl	Min
		FG-FGA	FG-FGA	FT-FTA	FT-FTA	Off	Def	Tot							
15	McCabe, Zach	f	5-9	4-4	0-0	2	6	8	2	14	1	2	0	2	21
30	White, Aaron	f	6-9	0-1	4-6	3	2	5	1	16	2	1	2	4	21
34	Woodbury, Adam	c	4-6	0-0	2-3	2	1	3	0	10	1	1	3	1	14
04	Marble, Roy Devyn	g	4-12	0-2	3-4	0	2	2	1	11	4	0	0	1	23
10	Gesell, Mike	g	3-6	1-3	0-0	0	3	3	0	7	4	1	0	1	24
00	Olaseni, Gabriel	g	1-3	0-0	0-0	1	6	7	4	2	0	0	2	1	14
01	Basabe, Melsahn	g	2-9	0-0	5-8	6	4	10	3	9	0	3	2	2	17
02	Oglesby, Josh	g	1-5	1-5	1-2	0	0	0	0	4	0	0	0	0	14
05	Clemmons, Anthony	g	2-5	1-1	0-0	2	2	4	0	5	2	2	0	0	14
11	Rickert, Christopher	g	0-1	0-0	0-0	0	0	0	1	0	0	0	0	0	3
13	Denning, Kyle	g	0-0	0-0	0-0	0	0	0	0	0	0	1	0	0	3
24	Ingram, Pat	g	1-1	0-0	0-0	0	0	0	0	2	1	1	0	0	4
25	May, Eric	g	2-3	0-0	2-2	1	4	5	0	6	2	1	0	1	24
35	Stokes, Darius	g	0-0	0-0	0-0	0	0	0	0	1	0	1	0	1	4
Team						1	1	2							
Totals			31-69	7-16	17-25	18	31	49	12	86	18	13	10	13	200

FG % 1st Half: 14-36 38.9% 2nd half: 17-33 51.5% Game: 31-69 44.9%
3FG % 1st Half: 3-9 33.3% 2nd half: 4-7 57.1% Game: 7-16 43.8%
FT % 1st Half: 14-20 70.0% 2nd half: 3-5 60.0% Game: 17-25 68.0%

Officials: Ted Valentine, Steve McClunkins, Todd Williams
Technical fouls: UTPA-None. Iowa-None.
Attendance: 14859
2012-13 Season Opener

Score by periods	1st	2nd	Total
UTPA	24	31	55
Iowa	45	41	86

	In	Off	2nd	Fast	
Points	Paint	T/O	Chance	Break	
UTPA	32	14	15	7	14
Iowa	38	22	16	6	28

Last FG - UTPA 2nd-01:32, IOWA 2nd-02:00.
Largest lead - UTPA None, IOWA by 37 2nd-03:41.
Score tied - 0 times.
Lead changed - 0 times.

Game 2 - Iowa 73, Central Michigan 61

Official Basketball Box Score -- Game Totals -- Final Statistics
Central Michigan vs Iowa
11/12/12 6:35 p.m. at Carver-Hawkeye Arena - Iowa City, IA

Central Michigan 61 • 0-1

#	Player	Total		3-Ptr		Rebounds			PF	TP	A	TO	Blk	Stl	Min
		FG-FGA	FG-FGA	FT-FTA	FT-FTA	Off	Def	Tot							
34	Simons, John	f	1-4	1-2	5-5	1	4	5	1	8	3	2	1	1	30
41	Saylor, Zach	f	2-5	0-0	0-0	1	3	4	4	4	0	1	0	0	24
12	Randall, Kyle	g	5-8	1-2	6-6	1	3	4	0	17	2	5	0	1	31
15	Fowler, Chris	g	1-4	0-0	1-3	0	2	2	3	3	2	3	0	1	21
33	Keel, Austin	g	2-9	2-7	0-2	0	4	4	2	6	1	4	1	1	31
03	Richardson, Derrick	g	4-6	2-2	4-5	0	2	2	3	14	1	2	0	0	21
05	Craddock, Finis	g	0-1	0-0	0-0	1	0	1	1	0	0	1	0	1	8
23	Stewart, Austin	g	1-4	0-1	0-0	0	0	0	0	2	0	1	0	1	8
24	Hibbitts, Blake	g	0-2	0-2	0-0	0	0	0	3	0	1	0	0	1	10
25	Mbaigoto, Olivier	g	3-5	1-2	0-0	1	2	3	3	7	1	0	2	0	16
Team						4	3	7							
Totals			19-48	7-18	16-21	9	23	32	21	61	11	19	4	7	200

FG % 1st Half: 8-28 28.6% 2nd half: 11-20 55.0% Game: 19-48 39.6%
3FG % 1st Half: 5-14 35.7% 2nd half: 2-4 50.0% Game: 7-18 38.9%
FT % 1st Half: 1-2 50.0% 2nd half: 11-13 84.6% Game: 16-21 76.2%

Iowa 73 • 2-0

#	Player	Total		3-Ptr		Rebounds			PF	TP	A	TO	Blk	Stl	Min
		FG-FGA	FG-FGA	FT-FTA	FT-FTA	Off	Def	Tot							
15	McCabe, Zach	f	0-3	0-2	0-0	1	0	1	4	0	1	1	0	0	10
30	White, Aaron	f	4-8	0-1	6-9	5	4	9	3	14	2	3	0	1	31
34	Woodbury, Adam	c	1-3	0-0	0-1	4	1	5	2	2	0	1	1	1	16
04	Marble, Roy Devyn	g	6-15	2-4	4-7	2	4	6	2	18	3	2	0	0	40
10	Gesell, Mike	g	6-11	3-6	0-1	0	3	3	2	15	5	3	0	1	32
00	Olaseni, Gabriel	g	0-0	0-0	2-2	0	2	2	0	2	0	0	0	0	3
01	Basabe, Melsahn	g	4-8	0-0	1-1	1	2	3	1	9	0	1	4	1	20
02	Oglesby, Josh	g	0-2	0-2	0-0	0	0	0	0	0	0	0	0	1	6
05	Clemmons, Anthony	g	3-6	2-4	1-2	1	1	2	0	9	4	2	0	0	21
25	May, Eric	g	2-2	0-0	0-0	0	4	4	2	4	1	2	0	2	21
Team						3	2	5							
Totals			26-58	7-19	14-23	17	23	40	16	73	16	15	5	7	200

FG % 1st Half: 11-31 35.5% 2nd half: 15-27 55.6% Game: 26-58 44.8%
3FG % 1st Half: 2-10 20.0% 2nd half: 5-9 55.6% Game: 7-19 36.8%
FT % 1st Half: 5-8 62.5% 2nd half: 9-15 60.0% Game: 14-23 60.9%

Officials: Lamont Simpson, Glenn Mayborg, D.J. Carstensen
Technical fouls: Central Michigan-None. Iowa-None.
Attendance: 10578

Score by periods	1st	2nd	Total
Central Michigan	26	35	61
Iowa	29	44	73

	In	Off	2nd	Fast	
Points	Paint	T/O	Chance	Break	
CMU	16	13	6	4	23
IOWA	28	23	17	10	24

Last FG - CMU 2nd-00:05, IOWA 2nd-00:21.
Largest lead - CMU by 3 1st-17:35, IOWA by 15 2nd-08:09.
Score tied - 7 times.
Lead changed - 6 times.

Game 3 - Iowa 66, Howard 36

Official Basketball Box Score -- Game Totals -- Final Statistics
Howard vs Iowa
11/15/12 7:05 p.m. at Carver-Hawkeye Arena - Iowa City, IA

Howard 36 • 0-2

#	Player	Total		3-Ptr		Rebounds			PF	TP	A	TO	Blk	Stl	Min
		FG-FGA	FG-FGA	FT-FTA	FT-FTA	Off	Def	Tot							
03	Okoroh, Prince	f	0-5	0-0	0-0	2	3	5	4	0	0	2	0	2	25
13	Phillips, Mike	f	5-10	0-0	1-2	3	2	5	2	11	1	3	0	0	33
32	Leary, Alphonso	c	2-6	0-0	3-4	3	1	4	3	7	0	0	1	2	30
02	Thompson, Calvin	g	2-11	1-4	1-2	0	4	4	3	6	1	2	0	0	30
05	Frazier, Simuel	g	3-7	1-3	0-2	0	2	2	3	7	4	2	0	3	26
00	Okoro, Emmanuel	g	0-1	0-1	0-0	0	1	1	0	0	0	0	0	0	3
01	Lee, Tre	g	1-6	1-3	0-0	0	2	2	0	3	0	1	0	0	24
04	Dickerson, Anton	g	1-6	0-5	0-0	0	2	2	1	2	0	0	1	0	14
21	Smith, Anthony	g	0-0	0-0	0-0	0	0	0	0	0	0	0	0	0	2
25	Boymo, Theodore	g	0-0	0-0	0-2	1	1	2	4	0	0	1	0	1	13
Team						1	2	3							
Totals			14-52	3-16	5-12	10	20	30	20	36	6	13	2	8	200

FG % 1st Half: 6-25 24.0% 2nd half: 8-27 29.6% Game: 14-52 26.9%
3FG % 1st Half: 1-6 16.7% 2nd half: 2-10 20.0% Game: 3-16 18.8%
FT % 1st Half: 3-4 75.0% 2nd half: 2-8 25.0% Game: 5-12 41.7%

Iowa 66 • 3-0

#	Player	Total		3-Ptr		Rebounds			PF	TP	A	TO	Blk	Stl	Min
		FG-FGA	FG-FGA	FT-FTA	FT-FTA	Off	Def	Tot							
15	McCabe, Zach	f	2-2	1-1	0-0	0	3	3	1	5	2	2	0	0	17
30	White, Aaron	f	3-7	0-4	10-11	3	5	8	2	16	3	1	1	0	26
34	Woodbury, Adam	c	2-2	0-0	0-0	1	5	6	2	4	0	0	1	0	19
04	Marble, Roy Devyn	g	9-15	2-5	2-4	1	1	2	1	22	2	2	1	1	29
10	Gesell, Mike	g	1-6	1-4	0-0	0	3	3	1	3	5	1	0	0	27
00	Olaseni, Gabriel	g	0-1	0-0	0-0	1	2	3	0	0	0	0	2	1	14
01	Basabe, Melsahn	g	2-3	0-0	1-2	4	2	6	1	5	1	3	0	0	15
02	Oglesby, Josh	g	0-5	0-5	0-0	0	1	1	1	0	0	0	0	0	13
05	Clemmons, Anthony	g	0-3	0-1	0-0	0	1	1	2	0	2	1	0	0	17
11	Rickert, Christopher	g	0-0	0-0	0-0	0	1	1	0	0	0	0	0	0	1
13	Denning, Kyle	g	0-0	0-0	0-0	0	0	0	0	0	0	0	0	0	2
24	Ingram, Pat	g	0-0	0-0	2-2	0	2	2	1	8	0	1	0	0	4
25	May, Eric	g	3-5	0-1	2-2	0	2	2	1	8	0	1	0	1	14

Game 5 - Iowa 63, Western Kentucky 55

Official Basketball Box Score -- Game Totals -- Final Statistics
Western Kentucky vs Iowa
11/20/12 9:00 PM at Moon Palace Resort (Cancun, Mexico)

Western Kentucky 55 • 2-2

#	Player	Total		3-Ptr		Rebounds			PF	TP	A	TO	Blk	Stl	Min
		FG	FGA	FG	FGA	FT	FTA	Off							
22	Akol, Teeng	f	2-6	0-1	0-0	1	0	1	2	4	0	0	3	1	18
44	Fant, George	f	4-11	0-0	1-2	4	2	6	1	9	0	3	2	1	32
12	Harris, Brandon	g	2-8	1-7	0-0	2	8	10	2	5	1	1	0	1	31
14	Crook, Jamal	g	4-7	0-0	6-9	1	1	2	4	14	6	4	0	2	30
52	Price, T.J.	g	5-14	3-7	3-4	1	0	1	4	16	2	0	0	3	22
00	Anyigbo, Kene		1-1	0-0	0-0	1	0	1	1	2	0	1	0	0	3
01	Kaspar, Kevin		2-7	1-4	0-0	1	0	1	3	5	1	2	0	0	18
02	Dickerson, Caden		0-2	0-2	0-0	0	0	0	1	0	2	1	0	1	16
15	Akamune, O'Karo		0-3	0-0	0-0	1	0	1	0	0	0	0	0	2	15
20	Rostov, Aleksejs		0-0	0-0	0-0	0	1	1	1	0	0	1	0	0	11
24	Drane, Stephon		0-1	0-0	0-0	0	0	0	3	0	0	0	0	0	4
	Team					5	3	8							
	Totals		20-60	5-21	10-15	17	15	32	22	55	12	13	5	11	200

FG % 1st Half: 8-28 28.6% 2nd half: 12-32 37.5% Game: 20-60 33.3% Deadball Rebounds 2
3FG % 1st Half: 2-10 20.0% 2nd half: 3-11 27.3% Game: 5-21 23.8%
FT % 1st Half: 4-6 66.7% 2nd half: 6-9 66.7% Game: 10-15 66.7%

Iowa 63 • 5-0

#	Player	Total		3-Ptr		Rebounds			PF	TP	A	TO	Blk	Stl	Min
		FG	FGA	FG	FGA	FT	FTA	Off							
15	McCabe, Zach	f	2-8	1-4	4-5	3	2	5	5	9	0	3	0	2	21
30	White, Aaron	f	1-2	0-1	0-0	0	4	4	1	2	1	3	0	0	29
34	Woodbury, Adam	c	2-5	0-0	0-0	3	3	6	3	4	0	1	0	0	13
04	Marble, Roy Devyn	g	3-5	0-0	4-4	0	1	1	1	10	4	3	0	0	33
10	Gesell, Mike	g	7-10	3-5	2-3	0	4	4	3	19	2	4	0	2	29
00	Olaseni, Gabriel		0-1	0-0	0-0	0	1	1	1	0	0	1	0	0	2
01	Basabe, Melsahn		4-5	0-0	3-4	2	3	5	0	11	1	2	4	1	23
02	Oglesby, Josh		0-3	0-2	0-0	0	1	1	0	0	0	0	0	0	11
05	Clemmons, Anthony		0-1	0-0	0-0	0	1	1	2	0	2	0	0	1	11
25	May, Eric		3-7	0-0	2-3	0	6	6	2	8	1	1	1	0	28
	Team					4	0	4							
	Totals		22-47	4-12	15-20	12	26	38	18	63	11	18	6	6	200

FG % 1st Half: 10-23 43.5% 2nd half: 12-24 50.0% Game: 22-47 46.8% Deadball Rebounds 3
3FG % 1st Half: 4-7 57.1% 2nd half: 0-5 0.0% Game: 4-12 33.3%
FT % 1st Half: 6-9 66.7% 2nd half: 9-11 81.8% Game: 15-20 75.0%

Officials: Steve McJunkins, Paul Szelc, Jeff Spedoske
Technical fouls: Western Kentucky-None. Iowa-None.
Attendance: 902
2012 Triple Crown Sports Cancun Challenge

Score by periods	1st	2nd	Total
Western Kentucky	22	33	55
Iowa	30	33	63

	In	Off	2nd	Fast	Bench
Points	Paint	T/O	Chance	Break	
WKU	22	15	18	10	7
IOWA	20	18	9	9	19

Last FG - WKU 2nd-00:35, IOWA 2nd-01:06.
Largest lead - WKU None, IOWA by 12 2nd-09:46.

Score tied - 1 time.
Lead changed - 0 times.

Game 6 - Wichita State 75, Iowa 63

Official Basketball Box Score -- Game Totals -- Final Statistics
Iowa vs Wichita State
11/21/12 8:35 PM at Moon Palace Resort (Cancun, Mexico)

Iowa 63 • 5-1

#	Player	Total		3-Ptr		Rebounds			PF	TP	A	TO	Blk	Stl	Min
		FG	FGA	FG	FGA	FT	FTA	Off							
15	McCabe, Zach	f	0-3	0-1	0-0	0	1	1	4	0	0	1	0	0	13
30	White, Aaron	f	1-4	1-2	11-12	0	3	3	3	14	1	2	1	2	35
34	Woodbury, Adam	c	0-3	0-0	1-3	0	1	0	1	3	1	0	1	0	17
04	Marble, Roy Devyn	g	4-12	2-2	1-2	3	1	4	2	11	2	5	0	0	36
10	Gesell, Mike	g	0-3	0-0	2-2	1	2	3	4	2	2	0	0	0	12
00	Olaseni, Gabriel		0-0	0-0	0-0	0	0	0	0	0	0	0	0	0	3
01	Basabe, Melsahn		0-2	0-0	6-8	0	2	2	2	6	0	1	1	0	21
02	Oglesby, Josh		4-11	4-8	0-0	0	5	5	2	12	1	1	2	0	21
05	Clemmons, Anthony		1-1	1-1	0-0	0	2	2	1	3	1	0	0	0	11
24	Ingram, Pat		0-1	0-0	1-2	0	0	0	0	1	1	0	0	0	8
25	May, Eric		2-6	0-1	9-10	2	4	6	1	13	0	1	0	0	23
	Team					3	0	3							
	Totals		12-46	8-15	31-39	10	20	30	22	63	7	14	5	2	200

FG % 1st Half: 8-22 36.4% 2nd half: 4-24 16.7% Game: 12-46 26.1% Deadball Rebounds 5-3
3FG % 1st Half: 7-8 87.5% 2nd half: 1-7 14.3% Game: 8-15 53.3%
FT % 1st Half: 12-15 80.0% 2nd half: 19-24 79.2% Game: 31-39 79.5%

Wichita State 75 • 6-0

#	Player	Total		3-Ptr		Rebounds			PF	TP	A	TO	Blk	Stl	Min
		FG	FGA	FG	FGA	FT	FTA	Off							
22	Hall, Carl	f	3-6	0-0	6-7	2	2	4	4	12	0	2	1	0	21
21	Orukpe, Ehimen	c	2-2	0-0	0-0	2	6	8	3	4	0	1	5	1	23
02	Armstead, Malcolm	g	4-12	3-5	3-5	2	3	5	4	14	5	2	1	4	30
03	Wessel, Evan	g	1-3	1-2	0-0	0	1	1	3	3	1	0	0	0	16
31	Baker, Ron	g	0-7	0-4	2-2	0	1	1	2	2	1	0	0	0	28
00	Lufife, Chadrick		1-1	0-0	0-0	0	0	0	2	2	0	0	1	0	4
05	Williams, Demetric		0-1	0-0	0-0	0	1	1	2	0	3	2	0	0	17
11	Early, Cleanthony		7-13	3-6	8-9	4	5	9	4	25	1	4	0	1	30
15	Wiggins, Nick		2-3	0-1	0-1	0	2	2	0	4	0	0	0	0	5
23	VanVleet, Fred		0-1	0-0	1-2	0	0	0	1	1	1	0	0	0	8
32	Cotton, Tekele		3-4	0-1	2-3	2	3	5	0	8	1	0	0	0	16
50	White, Jake		0-2	0-1	0-0	1	0	1	1	0	0	0	0	0	2
	Team					1	0	1							
	Totals		23-55	7-20	22-29	14	24	38	26	75	13	12	8	9	200

FG % 1st Half: 9-23 39.1% 2nd half: 14-32 43.8% Game: 23-55 41.8% Deadball Rebounds 2-3
3FG % 1st Half: 4-10 40.0% 2nd half: 3-10 30.0% Game: 7-20 35.0%
FT % 1st Half: 11-14 78.6% 2nd half: 11-15 73.3% Game: 22-29 75.9%

Officials: Bill Ek, Darryl Smith, Jim Schipper
Technical fouls: Iowa-None. Wichita State-None.
Attendance: 902
2012 Triple Crown Sports Cancun Challenge

Score by periods	1st	2nd	Total
Iowa	35	28	63
Wichita State	33	42	75

	In	Off	2nd	Fast	Bench
Points	Paint	T/O	Chance	Break	
IOWA	30	14	9	0	35
WSU	6	20	14	11	40

Last FG - IOWA 2nd-01:15, WSU 2nd-00:09.
Largest lead - IOWA by 6 1st-02:27, WSU by 12 2nd-00:09.

Score tied - 3 times.
Lead changed - 6 times.

Game 7 - Virginia Tech 95, Iowa 79

Official Basketball Box Score -- Game Totals -- Final Statistics
Iowa vs Virginia Tech
11/27/12 7:15 PM at Cassell Coliseum, Blacksburg, Va.

Iowa 79 • 5-2

#	Player	Total		3-Ptr		Rebounds			PF	TP	A	TO	Blk	Stl	Min
		FG	FGA	FG	FGA	FT	FTA	Off							
15	McCabe, Zach	f	2-5	0-2	0-0	2	2	4	3	4	3	0	0	0	19
30	White, Aaron	f	8-15	0-3	5-6	2	8	10	1	21	0	0	0	0	34
34	Woodbury, Adam	c	2-5	0-0	3-5	2	3	5	2	7	1	1	3	0	19
04	Marble, Roy Devyn	g	9-16	0-4	0-0	1	6	7	1	18	7	4	0	0	35
10	Gesell, Mike	g	2-7	0-3	1-2	0	0	0	1	5	2	2	0	0	19
00	Olaseni, Gabriel		0-0	0-0	0-0	0	0	0	2	0	0	0	0	0	3
01	Basabe, Melsahn		2-2	0-0	2-2	0	1	1	2	6	0	1	2	0	21
02	Oglesby, Josh		3-6	3-6	0-0	0	0	0	2	9	0	0	0	0	16
05	Clemmons, Anthony		3-5	1-3	2-3	0	0	0	5	9	2	1	0	1	16
24	Ingram, Pat		0-1	0-0	0-0	0	0	0	0	0	0	0	0	0	3
25	May, Eric		0-2	0-1	0-0	1	2	3	4	0	1	1	0	1	15
	Team					0	0	0							
	Totals		31-64	4-22	13-18	8	22	30	23	79	16	10	5	2	200

FG % 1st Half: 15-30 50.0% 2nd half: 16-34 47.1% Game: 31-64 48.4% Deadball Rebounds 2
3FG % 1st Half: 3-12 25.0% 2nd half: 1-10 10.0% Game: 4-22 18.2%
FT % 1st Half: 5-7 71.4% 2nd half: 8-11 72.7% Game: 13-18 72.2%

Virginia Tech 95 • 6-0

#	Player	Total		3-Ptr		Rebounds			PF	TP	A	TO	Blk	Stl	Min
		FG	FGA	FG	FGA	FT	FTA	Off							
04	Cadarian Raines	f	2-4	0-0	5-6	2	4	6	3	9	0	1	2	0	27
31	Jarell Eddie	f	4-11	1-4	2-2	0	7	7	3	11	3	2	0	3	34
42	C.J. Barksdale	f	5-7	0-0	1-2	2	5	7	2	11	0	0	1	0	24
01	Robert Brown	g	6-8	1-2	5-5	0	0	0	1	18	2	1	0	1	38
11	Erick Green	g	8-15	0-4	8-9	0	5	3	24	5	2	0	2	39	
02	Joey van Zegeren		3-6	0-0	4-5	3	0	3	3	10	0	2	0	0	12
10	Marquis Rankin		2-3	1-2	0-0	0	0	0	4	5	2	1	0	0	8
25	Will Johnston		1-1	1-1	0-0	0	0	0	0	3	0	0	0		

Game 9 - Iowa 87, South Dakota 63

Official Basketball Box Score -- Game Totals -- Final Statistics
South Dakota vs Iowa
12/04/12 7:05 p.m. at Carver-Hawkeye Arena - Iowa City, IA

South Dakota 63 • 4-5

#	Player	Total		3-Ptr		Rebounds			PF	TP	A	TO	Blk	Stl	Min
		FG-FGA	FG-FGA	FT-FTA	Off	Def	Tot								
23	Flack, Tyler	f	2-8	0-2	1-2	3	4	7	4	5	1	0	2	0	29
50	Gruis, Trevor	c	5-11	0-0	6-6	3	3	6	2	16	0	3	1	1	31
05	Myles, Juevol	g	2-12	1-5	3-4	1	4	5	2	8	2	6	0	3	32
14	Kasperbauer, Casey	g	4-9	4-8	2-2	0	2	2	3	14	2	2	0	1	32
22	Rowson, Karim	g	2-3	0-0	4-5	0	3	3	5	8	1	2	0	0	17
02	Boots, Jordan	g	3-5	3-4	0-0	0	2	2	0	9	2	2	0	0	20
03	Tecker, Steve	g	0-1	0-0	0-0	1	0	1	0	0	0	0	0	0	14
12	Bos, Brandon	g	1-5	1-2	0-0	0	2	2	1	3	2	3	0	0	21
15	Bartling, Jared	g	0-0	0-0	0-0	0	0	0	0	0	0	0	0	0	2
41	Robertson, Eric	g	0-1	0-1	0-0	0	0	0	2	0	0	0	0	0	2
	Team					0	3	3							
	Totals		19-55	9-22	16-19	8	23	31	19	63	10	18	4	5	200

FG % 1st Half: 11-29 37.9% 2nd half: 8-26 30.8% Game: 19-55 34.5%
3FG % 1st Half: 6-13 46.2% 2nd half: 3-9 33.3% Game: 9-22 40.9%
FT % 1st Half: 4-5 80.0% 2nd half: 12-14 85.7% Game: 16-19 84.2%

Iowa 87 • 7-2

#	Player	Total		3-Ptr		Rebounds			PF	TP	A	TO	Blk	Stl	Min
		FG-FGA	FG-FGA	FT-FTA	Off	Def	Tot								
30	White, Aaron	f	7-11	1-1	6-6	3	3	6	1	21	1	1	0	1	24
34	Woodbury, Adam	c	5-6	0-0	0-0	3	3	6	1	10	2	2	0	0	16
04	Marble, Roy Devyn	g	5-14	0-3	4-4	2	6	8	1	14	3	2	1	0	30
05	Clemmons, Anthony	g	2-5	0-1	0-0	0	1	1	3	4	8	0	0	1	21
10	Gesell, Mike	g	5-11	0-3	2-2	0	1	1	1	12	4	2	0	3	31
00	Olaseni, Gabriel	g	3-4	0-0	2-2	5	4	9	3	8	0	0	2	0	11
01	Basabe, Melsahn	g	2-8	0-0	2-3	4	4	8	2	6	1	0	0	0	12
02	Oglesby, Josh	g	0-3	0-3	0-0	0	0	0	0	0	1	1	0	0	15
11	Rickert, Christopher	g	0-0	0-0	0-0	0	0	0	0	0	0	0	0	0	1
13	Denning, Kyle	g	0-0	0-0	0-0	0	0	0	0	0	0	0	0	0	1
15	McCabe, Zach	g	2-8	1-5	0-0	1	5	6	2	5	0	1	1	0	12
24	Ingram, Pat	g	1-1	0-0	0-0	0	0	0	1	2	0	0	0	0	8
25	May, Eric	g	1-4	0-0	1-2	2	1	3	2	3	0	1	0	1	15
35	Stokes, Darius	g	1-1	0-0	0-0	0	2	2	0	2	0	1	0	0	3
	Team					0	0	0							
	Totals		34-76	2-16	17-19	20	30	50	17	87	20	11	4	8	200

FG % 1st Half: 18-38 47.4% 2nd half: 16-38 42.1% Game: 34-76 44.7%
3FG % 1st Half: 0-7 0.0% 2nd half: 2-9 22.2% Game: 2-16 12.5%
FT % 1st Half: 9-9 100.0% 2nd half: 8-10 80.0% Game: 17-19 89.5%

Officials: Mike Sanzera, John Gaffney, Jim Schipper
Technical fouls: South Dakota-None. Iowa-None.
Attendance: 11269
Fouled out: South Dakota - Rowson (11:00)

Score by periods	1st	2nd	Total
South Dakota	32	31	63
Iowa	45	42	87

Last FG - SD 2nd-04:22, IOWA 2nd-00:20.
Largest lead - SD by 1 1st-07:42, IOWA by 25 2nd-05:33.

	In	Off	2nd	Fast	Bench
Points	14	7	4	0	12
SD	54	23	24	0	26
IOWA					

Score tied - 2 times.
Lead changed - 2 times.

Game 10 - Iowa 80, Iowa State 71

Official Basketball Box Score -- Game Totals -- Final Statistics
Iowa State vs Iowa
12/07/12 7:05 p.m. at Carver-Hawkeye Arena - Iowa City, IA

Iowa State 71 • 6-3

#	Player	Total		3-Ptr		Rebounds			PF	TP	A	TO	Blk	Stl	Min
		FG-FGA	FG-FGA	FT-FTA	Off	Def	Tot								
03	Ejim, Melvin	f	2-2	0-0	1-2	2	2	4	5	5	0	3	0	1	13
22	Booker, Anthony	f	0-0	0-0	0-0	2	0	2	3	0	0	0	0	1	5
02	Babb, Chris	g	5-8	3-6	0-0	1	4	5	1	13	4	3	0	1	37
13	Licious, Korie	g	3-13	2-8	6-7	0	1	1	1	14	7	7	0	1	35
21	Clyburn, Will	g	0-5	0-1	0-0	0	3	3	1	0	1	5	0	0	24
24	Gibson, Percy	g	5-7	0-0	4-5	3	4	7	1	14	0	0	3	0	24
25	McGee, Tyrus	g	4-10	3-8	1-3	1	3	4	4	12	0	0	0	1	29
31	Niang, Georges	g	6-14	1-5	0-0	3	2	5	1	13	2	0	1	0	33
	Team					2	2	4							
	Totals		25-59	9-28	12-17	14	21	35	17	71	14	19	4	5	200

FG % 1st Half: 14-27 51.9% 2nd half: 11-32 34.4% Game: 25-59 42.4%
3FG % 1st Half: 3-9 33.3% 2nd half: 6-19 31.6% Game: 9-28 32.0%
FT % 1st Half: 5-7 71.4% 2nd half: 7-10 70.0% Game: 12-17 70.6%

Iowa 80 • 8-2

#	Player	Total		3-Ptr		Rebounds			PF	TP	A	TO	Blk	Stl	Min
		FG-FGA	FG-FGA	FT-FTA	Off	Def	Tot								
30	White, Aaron	f	7-13	0-1	4-5	2	5	7	1	18	3	0	0	1	31
34	Woodbury, Adam	c	4-5	0-0	1-2	1	4	5	1	9	0	2	0	0	23
04	Marble, Roy Devyn	g	2-10	0-4	2-2	1	3	4	1	6	2	1	0	3	37
05	Clemmons, Anthony	g	5-8	2-3	2-3	1	0	1	4	14	8	1	0	0	29
10	Gesell, Mike	g	2-10	1-6	6-6	0	5	5	2	11	3	3	0	3	28
01	Basabe, Melsahn	g	4-8	0-0	0-0	1	3	4	1	8	1	1	2	0	14
02	Oglesby, Josh	g	3-6	2-5	0-0	1	1	2	0	8	2	3	0	2	20
15	McCabe, Zach	g	2-2	0-0	0-0	2	0	2	3	4	0	1	0	0	10
25	May, Eric	g	1-3	0-1	0-0	2	0	2	1	2	2	0	0	1	8
	Team					4	1	5							
	Totals		30-65	5-20	15-18	15	22	37	14	80	21	13	2	10	200

FG % 1st Half: 13-32 40.6% 2nd half: 17-33 51.5% Game: 30-65 46.2%
3FG % 1st Half: 9-19 47.4% 2nd half: 4-9 44.4% Game: 5-20 25.0%
FT % 1st Half: 8-9 88.9% 2nd half: 7-9 77.8% Game: 15-18 83.3%

Officials: Tom O'Neil, Mark Whitehead, Kelly Self
Technical fouls: Iowa State-None. Iowa-None.
Attendance: 15127
Fouled out: #03 ISU 00:24 2nd

Score by periods	1st	2nd	Total
Iowa State	36	35	71
Iowa	35	45	80

Last FG - ISU 2nd-05:03, IOWA 2nd-04:44.
Largest lead - ISU by 3 1st-00:23, IOWA by 11 2nd-08:43.

	In	Off	2nd	Fast	Bench
Points	26	18	12	2	39
ISU	66	22	15	8	22
IOWA					

Score tied - 2 times.
Lead changed - 4 times.

Game 11 - Iowa 80, UNI 73

Official Basketball Box Score -- Game Totals -- Final Statistics
UNI vs Iowa
12/15/12 1:30 p.m. at Wells Fargo Arena - Des Moines, IA

UNI 73 • 6-4, 0-0 MVC

#	Player	Total		3-Ptr		Rebounds			PF	TP	A	TO	Blk	Stl	Min
		FG-FGA	FG-FGA	FT-FTA	Off	Def	Tot								
01	Mitchell, Deon	*	9-14	1-3	4-5	0	3	3	3	23	2	3	0	3	34
10	Tuttle, Seth	*	8-13	0-0	2-2	5	4	9	5	18	0	0	1	2	27
20	Koch, Jake	*	2-7	1-3	3-4	1	6	7	4	8	1	1	1	0	26
23	Sonnen, Marc	*	1-3	0-2	2-3	0	1	1	4	4	2	0	0	0	21
52	James, Anthony	*	6-14	0-1	3-3	0	3	3	5	15	1	4	0	1	33
04	Rank, Chip	*	1-6	1-5	0-0	1	1	2	0	3	0	0	0	0	18
05	Bohannon, Matt	*	0-2	0-2	0-0	0	3	3	2	0	0	2	0	1	22
14	Buss, Nate	*	1-2	0-0	0-0	1	1	2	1	2	0	0	0	0	9
21	Morrison, Matt	*	0-1	0-0	0-0	0	1	1	0	0	0	0	0	0	1
24	Martino, Max	*	0-0	0-0	0-0	0	1	1	1	0	0	0	0	1	9
	Team					0	1	1							
	Totals		28-62	3-16	14-17	8	25	33	25	73	6	10	2	8	200

FG % 1st Half: 12-33 36.4% 2nd half: 16-29 55.2% Game: 28-62 45.2%
3FG % 1st Half: 1-9 11.1% 2nd half: 2-7 28.6% Game: 3-16 18.8%
FT % 1st Half: 7-9 77.8% 2nd half: 7-8 87.5% Game: 14-17 82.4%

Iowa 80 • 9-2, 0-0 Big Ten

#	Player	Total		3-Ptr		Rebounds			PF	TP	A	TO	Blk	Stl	Min
		FG-FGA	FG-FGA	FT-FTA	Off	Def	Tot								
04	Marble, Roy Devyn	*	6-14	4-9	14-19	0	4	4	2	30	2	1	2	0	37
05	Clemmons, Anthony	*	0-0	0-0	0-0	0	2	2	3	0	0	2	0	0	11
10	Gesell, Mike	*	6-9	4-6	7-9	0	2	2	1	23	2	5	0	2	28
30	White, Aaron	*	1-5	1-2	4-6	1	8	9	2	7	2	1	2	0	27
34	Woodbury, Adam	*	0-3	0-0	1-2	1	2	3	1	0	0	2	0	0	9
00	Olaseni, Gabriel	*	2-3	0-0	0-0	3	1	4	1	4	0	0	2	0	12
01	Basabe, Melsahn	*	1-2	0-0	0-0	1	0	1	1	2	1	3	1	1	13
02	Oglesby, Josh	*	2-4	2-4	0-0	0	2	2	0	6	2	1	0	1	19
15	McCabe, Zach	*	2-7	1-4	0-1	0	5	5	3	5	2	0	0	1	20
25	May, Eric	*	1-2	0-0	0-0	2	1	3	3	2	7	0	0	0	24
	Team					1	0	1							
	Totals		21-49	12-25	26-37	9	27	36	19	80	18	15	7	5	200

FG % 1st Half: 13-27 48.1% 2nd half: 8-22 36.4% Game: 21-49 42.9%
3FG % 1st Half: 9-16 56.3% 2nd half: 3-9 33.3% Game: 12-25 48.0%
FT % 1st Half: 5-7 71.4% 2nd half: 21-30 70.0% Game: 26-37 70.3%

Officials: Ed Hightower, Terry Wyrmer, Tom Eades
Technical fouls: UNI-None. Iowa-None.
Attendance: 13180
Hy-Vee Big Four Classic - Game 1
Fouled out UNI: #10 Tuttle @ 0:40:0
#52 James @ 0:34:8

Score by periods	1st	2nd	Total
UNI	32	41	73
Iowa	40	40	80

Last FG - UNI 2nd-00:10, IOWA 2nd-02:37.
Largest lead - UNI by 2 1st-19:37, IOWA by 13 2nd-02:27.

</

Game 13 - Iowa 80, Coppin State 50

Official Basketball Box Score -- Game Totals -- Final Statistics
Coppin State vs Iowa
 12/22/12 12:05 p.m. at Carver-Hawkeye Arena - Iowa City, IA

Coppin State 50 • 3-10

#	Player	FG-FGA	3-Ptr	Rebounds			PF	TP	A	TO	Blk	Stl	Min	
				FT-FTA	Off	Def								Tot
21	Murray, Michael	f 3-9	0-3	1-2	1	4	5	1	7	2	3	0	1	36
34	Ieans, Charles	f 1-3	0-0	0-0	1	1	2	2	2	0	2	0	2	16
02	Smith, Sterling	g 4-11	1-4	0-0	3	3	6	0	9	2	1	0	2	34
11	Cephas, Taariq	g 1-3	0-1	0-0	1	1	2	0	2	3	4	0	1	13
24	Johnson, Collin	g 2-2	1-1	0-0	0	0	0	4	5	0	1	0	2	14
01	Cole, Patrick	g 2-7	1-3	2-4	1	1	2	1	7	0	2	0	0	16
04	Burnham, Zachary	0-3	0-0	0-0	1	4	5	5	0	0	2	2	16	
05	Armstrong, Andre	3-9	3-8	0-0	0	0	0	3	9	1	1	0	1	23
23	Franklin, Troy	3-15	3-9	0-0	2	2	2	3	9	7	2	0	4	24
35	Johnson, Darryln	0-3	0-0	0-0	0	3	3	2	0	0	1	0	0	8
	Team				0	2	2							
	Totals	19-65	9-29	3-6	10	19	29	21	50	15	19	2	15	200

FG % 1st Half: 6-24 25.0% 2nd half: 13-41 31.7% Game: 19-65 29.2%
 3FG % 1st Half: 1-10 10.0% 2nd half: 8-19 42.1% Game: 9-29 31.0%
 FT % 1st Half: 1-4 25.0% 2nd half: 2-2 100.0 Game: 3-6 50.0%

Iowa 80 • 11-2

#	Player	FG-FGA	3-Ptr	Rebounds			PF	TP	A	TO	Blk	Stl	Min	
				FT-FTA	Off	Def								Tot
04	Marble, Roy Devyn	f 4-9	0-4	3-4	1	4	5	1	11	2	3	1	0	24
30	White, Aaron	f 7-8	0-0	6-7	2	1	3	1	20	0	1	0	1	21
34	Woodbury, Adam	c 3-5	0-0	1-3	2	4	6	1	7	1	3	0	0	19
10	Clemmons, Anthony	g 2-5	0-1	1-2	0	3	3	1	5	9	4	0	3	22
05	Gesell, Mike	g 4-9	0-3	1-2	0	2	2	2	9	1	3	1	2	25
00	Olaseni, Gabriel	6-8	0-0	2-2	3	4	7	1	14	1	1	2	0	18
01	Basabe, Melsahn	0-0	0-0	0-0	0	4	4	0	0	0	1	0	4	4
02	Oglesby, Josh	1-6	0-5	0-0	0	2	2	0	2	0	0	0	0	13
11	Rickert, Christopher	1-1	0-0	0-2	1	2	3	0	2	1	0	0	0	4
13	Denning, Kyle	0-1	0-1	0-0	0	0	0	0	0	0	0	0	0	4
15	McCabe, Zach	1-3	0-2	2-2	3	5	8	0	4	0	1	0	1	10
24	Ingram, Pat	1-1	0-0	0-0	0	1	1	2	2	1	2	0	0	14
25	May, Eric	1-3	0-1	1-3	3	1	4	0	3	3	0	2	16	
35	Stokes, Darius	0-1	0-0	1-2	0	2	2	1	1	0	2	0	0	6
	Team				1	3	4							
	Totals	31-60	0-17	18-31	16	38	54	10	80	21	20	5	9	200

FG % 1st Half: 17-31 54.8% 2nd half: 14-29 48.3% Game: 31-60 51.7%
 3FG % 1st Half: 0-11 0.0% 2nd half: 0-6 0.0% Game: 0-17 0.0%
 FT % 1st Half: 6-13 46.2% 2nd half: 12-18 66.7% Game: 18-31 58.1%

Officials: Lamont Simpson, Bill Ek, D.J. Carstensen
 Technical fouls: Coppin State-Team. Iowa-None.
 Attendance: 13060
 Fouled Out - Coppin State: Burnham (00:45)

Score by periods	1st	2nd	Total
Coppin State	14	36	50
Iowa	40	40	80

Last FG - CSU 2nd-00:48, IOWA 2nd-00:21.
 Largest lead - CSU None, IOWA by 36 2nd-07:51.

Score tied - 1 time.
 Lead changed - 0 times.

Game 14 - #5 Indiana 69, Iowa 65

Official Basketball Box Score -- Game Totals -- Final Statistics
Indiana vs Iowa
 12/31/12 3:05 p.m. at Carver-Hawkeye Arena - Iowa City, IA

Indiana 69 • 13-1, 1-0

#	Player	FG-FGA	3-Ptr	Rebounds			PF	TP	A	TO	Blk	Stl	Min	
				FT-FTA	Off	Def								Tot
02	Watford, Christian	f 3-9	2-5	3-4	1	7	8	4	11	0	1	0	0	29
40	Zeller, Cody	f 7-12	0-0	5-5	5	5	10	2	19	1	4	1	1	33
01	Hulls, Jordan	g 0-10	0-4	0-0	0	3	3	3	0	6	0	0	2	22
04	Oladipo, Victor	g 6-10	0-0	2-2	3	7	10	2	14	2	3	0	1	34
11	Frillard, Kevin (Yogi)	g 4-8	1-2	0-1	1	6	7	2	9	4	3	0	1	32
00	Sheehy, Will	5-11	1-3	2-4	1	4	5	2	13	2	1	0	0	24
12	Mosquera-Perea, H.	0-0	0-0	0-0	0	0	0	2	0	0	2	0	0	4
23	Abell, Remy	1-3	0-0	1-2	1	0	1	0	3	1	0	0	0	12
32	Elston, Derek	0-1	0-0	0-0	1	0	1	0	0	0	0	0	0	5
33	Hollowell, Jeremy	0-1	0-0	0-0	0	0	0	1	0	0	1	2	0	5
	Team				1	0	1							
	Totals	26-65	4-14	13-18	14	32	46	18	69	16	15	3	5	200

FG % 1st Half: 14-36 38.9% 2nd half: 12-29 41.4% Game: 26-65 40.0%
 3FG % 1st Half: 3-8 37.5% 2nd half: 1-6 16.7% Game: 4-14 28.6%
 FT % 1st Half: 2-2 100.0 2nd half: 11-16 68.8% Game: 13-18 72.2%

Iowa 65 • 11-3, 0-1

#	Player	FG-FGA	3-Ptr	Rebounds			PF	TP	A	TO	Blk	Stl	Min	
				FT-FTA	Off	Def								Tot
04	Marble, Roy Devyn	f 1-14	0-4	12-13	1	8	9	2	14	2	1	0	1	33
30	White, Aaron	f 6-12	1-1	2-5	4	2	6	2	15	2	0	1	0	33
34	Woodbury, Adam	c 2-7	0-0	0-0	2	6	8	5	4	0	1	1	2	18
10	Clemmons, Anthony	g 2-6	0-1	2-2	0	3	3	3	6	4	0	2	24	
05	Gesell, Mike	g 6-12	0-2	1-2	0	1	1	1	13	2	3	1	2	35
00	Olaseni, Gabriel	0-0	0-0	1-2	0	0	0	0	1	0	0	0	0	5
01	Basabe, Melsahn	1-1	0-0	0-0	0	1	1	0	2	0	1	1	1	9
02	Oglesby, Josh	2-5	2-5	0-0	0	4	4	0	6	2	1	0	1	19
15	McCabe, Zach	1-6	0-4	2-2	1	1	2	2	4	0	0	0	2	18
25	May, Eric	0-0	0-0	0-0	1	1	2	0	0	0	1	0	0	6
	Team				3	0	3							
	Totals	21-63	3-17	20-26	12	27	39	15	65	14	12	4	11	200

FG % 1st Half: 8-34 23.5% 2nd half: 13-29 44.8% Game: 21-63 33.3%
 3FG % 1st Half: 1-8 12.5% 2nd half: 2-9 22.2% Game: 3-17 17.6%
 FT % 1st Half: 8-11 72.7% 2nd half: 12-15 80.0% Game: 20-26 76.9%

Officials: Mike Kitts, Mike Eades, John Gaffney
 Technical fouls: Indiana-None. Iowa-None.
 Attendance: 15400
 2012-13 Big Ten Opener
 Fouled Out - Iowa: Woodbury (00:51)

Score by periods	1st	2nd	Total
Indiana	33	36	69
Iowa	25	40	65

Last FG - IND 2nd-01:03, IOWA 2nd-00:07.
 Largest lead - IND by 10 2nd-16:07, IOWA by 5 1st-09:52.

Score tied - 0 times.
 Lead changed - 2 times.

Game 15 - #2 Michigan 95, Iowa 67

Official Basketball Box Score -- Game Totals -- Final Statistics
Iowa vs Michigan
 01/06/13 12:00 PM at Crisler Center, Ann Arbor, MI

Iowa 67 • 11-4 (0-2)

#	Player	FG-FGA	3-Ptr	Rebounds			PF	TP	A	TO	Blk	Stl	Min	
				FT-FTA	Off	Def								Tot
30	White, Aaron	f 3-6	0-0	0-0	0	2	2	3	6	2	2	0	0	19
34	Woodbury, Adam	f 4-5	0-0	0-1	1	6	7	2	8	0	0	0	0	19
04	Marble, Roy Devyn	g 4-9	3-6	3-3	0	2	2	1	14	1	0	0	0	28
05	Clemmons, Anthony	g 4-6	2-3	2-2	1	2	3	3	12	7	2	0	0	26
10	Gesell, Mike	g 2-8	2-5	0-0	1	4	5	2	6	1	0	2	0	20
00	Olaseni, Gabriel	4-8	0-0	0-2	2	0	2	1	8	0	1	1	0	14
01	Basabe, Melsahn	1-3	0-0	0-0	0	0	0	0	2	0	0	0	0	15
02	Oglesby, Josh	1-6	0-4	0-0	0	0	0	0	2	3	0	0	0	21
15	McCabe, Zach	3-6	0-1	0-0	1	0	1	3	6	1	1	0	1	13
24	Ingram, Pat	1-2	0-0	1-2	0	1	1	2	3	0	0	0	0	9
25	May, Eric	0-3	0-1	0-0	0	3	3	1	0	2	1	0	0	16
	Team				0	0	0							
	Totals	27-62	7-20	6-10	6	20	26	18	67	17	7	1	3	200

FG % 1st Half: 15-35 42.9% 2nd half: 12-27 44.4% Game: 27-62 43.5%
 3FG % 1st Half: 4-13 30.8% 2nd half: 3-7 42.9% Game: 7-20 35.0%
 FT % 1st Half: 1-2 50.0% 2nd half: 5-8 62.5% Game: 6-10 60.0%

Michigan 95 • 15-0 (2-0)

#	Player	FG-FGA	3-Ptr	Rebounds			PF	TP	A	TO	Blk	Stl	Min	
				FT-FTA	Off	Def								Tot
01	Robinson III, Glenn	f 8-13	1-2	3-4	4	6	10	1	20	3	1	0	1	32
52	Morgan, Jordan	f 2-3	0-0	0-2	0	2	2	4	4	1	1	0	0	14
03	Burke, Trey	g 7-10	1-3	4-4	0	1	1	1	19	12	1	0	1	33
10	Hardaway Jr, Tim	g 7-13	3-5	2-2	0	5	5	0	19	5	1	0	0	30
11	Stauskas, Nik	g 5-9	3-6	0-0	0	2	2	1	13	0	1	1	0	30
02	Albrecht, Spike	0-0	0-0	0-0	1	1	2	0	0	1	0	0	0	6
04	McGary, Mitch	2-2	0-0	1-2	2	9	11	2	5	2	0	3	0	20
05	Akunne, Eso	0-2	0-2	0-0	0	0	0	0	0	0	0	0	0	2
13	Vogrich, Matt	1-2	0-1	1-1	0	1	1	0	3	0	0	0	0	4
22	McLimans, Blake	1-2	0-0	0-0	1	0	1	0	2	0	0	0	0	4
23	LeVert, Caris	3-5	2-3	1-2	0	1	1	4	9	0	1	0	1	15
32	Person, Corey	0-0	0-0	0-0	0	0	0	0	0	0	0	0	0	2
44	Bielefeldt, Max	0-1	0-0	1-2	0	1	1	0	1	0	0	0	0	8
	Team				2	2	4							
	Totals	36-62	10-22	13-19	10	31	41	13	95	24	6	4	3	200

FG % 1st Half: 16-27 59.3% 2nd half: 20-35 57.1% Game: 36-62 58.1%
 3FG % 1st Half

Game 17 - Iowa 70, Northwestern 50

Official Basketball Box Score -- Game Totals -- Final Statistics
Iowa vs Northwestern
01/13/13 4:30 p.m. at Evanston, Ill. (Welsh-Ryan Arena)

Iowa 70 • 12-5, 1-3

#	Player	Total			3-Ptr			Rebounds			PF	TP	A	TO	Blk	Stl	Min
		FG-FGA	FG-FGA	FT-FTA	FG-FGA	FG-FGA	FT-FTA	Off	Def	Tot							
30	White, Aaron	f	7-9	0-1	3-4	1	5	6	1	17	4	2	1	1	29		
4	Marble, Roy Devyn	f	4-8	0-1	0-0	0	3	3	1	8	5	2	0	0	30		
34	Woodbury, Adam	c	1-7	0-0	0-0	2	7	9	3	2	0	0	0	0	12		
10	Gesell, Mike	g	1-8	0-4	1-2	1	2	3	3	3	3	1	0	0	26		
5	Clemmons, Anthony	g	0-2	0-0	0-0	0	0	0	2	0	3	2	0	3	14		
0	Olaseni, Gabriel	g	0-1	0-0	1-2	2	2	4	0	1	0	0	0	0	8		
1	Basabe, Melsahn	g	5-6	0-0	1-1	1	3	4	3	11	0	1	0	1	13		
11	Rickert, Christopher	g	0-1	0-0	0-0	0	0	0	0	0	0	0	0	0	1		
13	Denning, Kyle	g	0-0	0-0	0-0	0	0	0	0	0	0	0	0	0	1		
15	McCabe, Zach	g	3-5	0-1	1-2	0	5	5	2	7	1	0	0	1	16		
2	Oglesby, Josh	g	5-11	4-9	0-0	0	1	1	1	14	4	0	0	1	20		
24	Ingram, Pat	g	0-0	0-0	0-0	0	0	0	0	1	0	0	0	0	6		
25	May, Eric	g	3-5	0-0	1-1	1	1	2	1	7	2	0	0	0	23		
35	Stokes, Darius	g	0-0	0-0	0-0	0	2	2	0	0	0	0	0	0	1		
Team						3	1	4			1						
Totals			29-63	4-16	8-12	11	32	43	18	70	22	9	1	7	200		

FG % 1st Half: 10-28 35.7% 2nd half: 19-35 54.3% Game: 29-63 46.0%
3FG % 1st Half: 0-5 0.0% 2nd half: 4-11 36.4% Game: 4-16 25.0%
FT % 1st Half: 5-8 62.5% 2nd half: 3-4 75.0% Game: 8-12 66.7%

Northwestern 50 • 10-7, 1-3

#	Player	Total			3-Ptr			Rebounds			PF	TP	A	TO	Blk	Stl	Min
		FG-FGA	FG-FGA	FT-FTA	FG-FGA	FG-FGA	FT-FTA	Off	Def	Tot							
12	Swopshire, Jared	f	1-6	0-3	0-0	1	4	5	1	2	2	2	0	1	27		
13	Abrahamson, Kale	f	1-3	1-2	0-0	0	0	0	0	3	0	1	0	0	19		
22	Olah, Alex	c	1-4	0-1	1-2	2	2	4	0	3	0	0	0	0	11		
11	Hearn, Reggie	g	2-6	0-3	2-6	0	2	2	2	6	0	1	0	2	26		
3	Sobolewski, Dave	g	4-11	0-5	6-9	0	2	2	4	14	5	4	1	0	34		
0	Jimenez, Omar	g	0-0	0-0	1-2	0	1	1	0	1	0	0	0	0	3		
10	Turner, Mike	g	2-4	1-1	0-0	1	2	3	4	5	1	0	3	2	29		
14	Demps, Tre	g	3-11	2-6	2-2	1	3	4	0	10	0	1	0	0	19		
15	Montgomery, James	g	0-1	0-0	1-2	0	0	0	0	1	0	0	0	0	6		
4	Marcotullio, Alex	g	1-5	1-5	2-2	2	4	6	3	5	1	0	1	1	23		
45	Cerina, Nikola	g	0-0	0-0	0-0	0	1	1	0	0	0	0	0	0	3		
Team						1	4	5									
Totals			15-51	5-26	15-25	8	25	33	14	50	9	9	5	6	200		

FG % 1st Half: 5-24 20.8% 2nd half: 10-27 37.0% Game: 15-51 29.4%
3FG % 1st Half: 1-11 9.1% 2nd half: 4-15 26.7% Game: 5-26 19.2%
FT % 1st Half: 4-7 57.1% 2nd half: 11-18 61.1% Game: 15-25 60.0%

Officials: Lamont Simpson, Gene Steratore, Tim Clougherty
Technical fouls: Iowa-None. Northwestern-TEAM.
Attendance: 6805

Score by periods	1st	2nd	Total
Iowa	25	45	70
Northwestern	15	35	50

Last FG - IOWA 2nd-01:04, NU 2nd-01:41.
Largest lead - IOWA by 27 2nd-05:35, NU by 3 1st-15:05.

Score tied - 4 times.
Lead changed - 4 times.

Game 18 - Iowa 70, Wisconsin 66

Official Basketball Box Score -- Game Totals -- Final Statistics
Wisconsin vs Iowa
01/19/13 7:05 p.m. at Carver-Hawkeye Arena - Iowa City, IA

Wisconsin 66 • 13-5, 4-1

#	Player	Total			3-Ptr			Rebounds			PF	TP	A	TO	Blk	Stl	Min
		FG-FGA	FG-FGA	FT-FTA	FG-FGA	FG-FGA	FT-FTA	Off	Def	Tot							
05	Evans, Ryan	f	2-7	0-1	2-4	0	5	5	5	6	3	1	0	0	28		
31	Bruesewitz, Mike	f	2-5	1-3	2-2	4	5	9	5	7	0	1	0	0	31		
40	Berggren, Jared	c	4-9	0-3	0-1	1	4	5	3	8	1	1	0	0	27		
01	Brust, Ben	g	3-5	1-3	0-0	0	2	2	1	7	2	2	0	0	34		
12	Jackson, Traevon	g	1-10	1-3	0-0	1	2	3	2	3	1	1	0	0	31		
03	Marshall, George	g	7-10	3-4	3-3	0	0	0	2	20	1	0	0	0	15		
15	Dekker, Sam	g	5-8	2-4	1-1	3	1	4	4	13	4	5	0	0	27		
33	Showalter, Zak	g	0-1	0-1	0-0	0	0	0	1	0	0	0	0	0	2		
34	Bohannon, Zach	g	1-3	0-1	0-1	1	3	4	0	2	0	1	0	0	5		
Team						1	1	2									
Totals			25-58	8-23	8-12	11	23	34	23	66	12	12	0	0	200		

FG % 1st Half: 6-26 23.1% 2nd half: 19-32 59.4% Game: 25-58 43.1%
3FG % 1st Half: 1-11 9.1% 2nd half: 7-12 58.3% Game: 8-23 34.8%
FT % 1st Half: 5-7 71.4% 2nd half: 3-5 60.0% Game: 8-12 66.7%

Iowa 70 • 13-5, 2-3

#	Player	Total			3-Ptr			Rebounds			PF	TP	A	TO	Blk	Stl	Min
		FG-FGA	FG-FGA	FT-FTA	FG-FGA	FG-FGA	FT-FTA	Off	Def	Tot							
04	Marble, Roy Devyn	f	4-8	1-2	4-6	1	4	5	0	13	2	3	0	1	27		
30	White, Aaron	f	2-4	0-0	13-15	0	7	7	2	17	0	1	0	2	29		
34	Woodbury, Adam	c	1-2	0-0	0-0	2	1	3	4	2	0	0	0	0	18		
05	Clemmons, Anthony	g	3-8	0-1	4-4	0	3	3	1	10	3	1	1	0	29		
10	Gesell, Mike	g	5-13	1-5	0-0	1	3	4	3	11	0	0	0	1	26		
00	Olaseni, Gabriel	g	1-1	0-0	0-0	0	0	0	1	2	0	0	0	1	5		
01	Basabe, Melsahn	g	2-4	0-0	3-4	0	2	2	3	7	0	0	0	1	12		
02	Oglesby, Josh	g	1-5	0-2	0-0	0	1	1	0	2	0	1	0	0	13		
15	McCabe, Zach	g	1-2	0-0	0-0	1	0	1	0	2	0	0	1	0	16		
25	May, Eric	g	2-4	0-0	0-0	2	3	5	2	4	1	0	0	2	25		
Team						1	1	2									
Totals			22-51	2-10	24-29	8	25	33	16	70	6	7	2	8	200		

FG % 1st Half: 13-30 43.3% 2nd half: 9-21 42.9% Game: 22-51 43.1%
3FG % 1st Half: 1-6 16.7% 2nd half: 1-4 25.0% Game: 2-10 20.0%
FT % 1st Half: 7-8 87.5% 2nd half: 17-21 81.0% Game: 24-29 82.8%

Officials: Bo Boroski, Brian Dorsey, Bill Ek
Technical fouls: Wisconsin-None. Iowa-None.
Attendance: 15400

Fouled Out - Wisconsin: Evans (1:14), Bruesewitz (0:36)

Score by periods	1st	2nd	Total
Wisconsin	18	48	66
Iowa	34	36	70

Last FG - WIS 2nd-00:02, IOWA 2nd-02:36.
Largest lead - WIS None, IOWA by 20 1st-04:56.

Score tied - 1 time.
Lead changed - 0 times.

Game 19 - #14 Ohio State 72, Iowa 63

Official Basketball Box Score -- Game Totals -- Final Statistics
Iowa vs Ohio State
01/22/13 6:31 pm at Value City Arena (Columbus, Ohio)

Iowa 63 • 13-6, 2-4 B1G

#	Player	Total			3-Ptr			Rebounds			PF	TP	A	TO	Blk	Stl	Min
		FG-FGA	FG-FGA	FT-FTA	FG-FGA	FG-FGA	FT-FTA	Off	Def	Tot							
30	White, Aaron	f	5-11	0-1	3-7	6	1	7	0	13	0	2	0	1	26		
34	Woodbury, Adam	c	1-3	0-0	0-0	2	0	2	3	2	0	3	0	1	7		
04	Marble, Roy Devyn	g	2-11	1-4	3-6	3	0	3	2	8	2	0	0	1	30		
05	Clemmons, Anthony	g	3-9	1-4	2-2	1	3	4	3	9	3	2	0	0	22		
10	Gesell, Mike	g	2-7	2-5	0-0	1	0	1	2	6	1	3	1	0	26		
00	Olaseni, Gabriel	g	1-4	0-0	0-2	1	1	2	2	0	0	0	0	0	15		
01	Basabe, Melsahn	g	3-7	0-0	1-2	4	6	10	2	7	0	1	0	0	27		
02	Oglesby, Josh	g	0-0	0-0	0-0	0	0	0	0	0	0	1	0	0	10		
15	McCabe, Zach	g	2-4	0-1	4-7	0	2	2	4	8	1	1	0	1	15		
24	Ingram, Pat	g	0-0	0-0	0-0	0	0	0	0	0	0	1	0	0	1		
25	May, Eric	g	3-6	2-3	0-0	1	2	3	2	8	1	0	0	0	21		
Team						3	3	6									
Totals			22-62	6-18	13-26	22	18	40	20	63	8	14	1	4	200		

FG % 1st Half: 8-32 25.0% 2nd half: 14-30 46.7% Game: 22-62 35.5%
3FG % 1st Half: 3-10 30.0% 2nd half: 3-8 37.5% Game: 6-18 33.3%
FT % 1st Half: 3-4 75.0% 2nd half: 10-22 45.5% Game: 13-26 50.0%

Ohio State 72 • 14-4, 4-2 B1G

#	Player	Total			3-Ptr			Rebounds			PF	TP	A	TO	Blk	Stl	Min
		FG-FGA	FG-FGA	FT-FTA	FG-FGA	FG-FGA	FT-FTA	Off	Def	Tot							
01	Thomas, Deshaun	f	6-11														

Game 21 - Iowa 76, Penn State 67

Official Basketball Box Score -- Game Totals -- Final Statistics
Penn State vs Iowa
01/31/13 7:05 p.m. at Carver-Hawkeye Arena - Iowa City, IA

Penn State 67 • 8-13, 0-9

#	Player	Total			3-Ptr			Rebounds			PF	TP	A	TO	Blk	Stl	Min
		FG	FGA	FT	FTA	Off	Def	Off	Def	Off							
10	Taylor, Brandon	f	3-7	2-6	0-0	0	2	2	5	8	0	2	0	1	1	19	
21	Borovnjak, Sasa	f	3-5	0-0	1-1	2	2	4	2	7	0	3	0	1	21		
02	Newbill, D.J.	g	7-17	1-4	5-5	2	4	6	2	20	4	5	0	2	40-		
11	Marshall, Jermaine	g	5-15	2-8	3-3	0	4	4	15	4	3	2	3	36			
20	Colella, Nick	g	1-2	1-1	2-3	0	1	1	4	5	2	1	0	1	29		
05	Jack, Donovan	g	1-1	0-0	0-0	0	0	0	1	2	0	2	0	0	14		
14	Montminy, Kevin	g	1-2	1-2	0-0	0	0	0	1	3	0	0	0	0	3		
25	Graham, Jon	g	2-2	0-0	2-2	2	2	4	3	6	0	0	2	0	17		
32	Ackerman, Pat	g	0-0	0-0	0-0	0	0	0	1	0	0	0	0	0	2		
43	Travis, Ross	g	0-7	0-2	1-2	2	4	6	3	1	0	1	0	0	19		
Team						5	0	5									
Totals			23-58	7-23	14-16	13	19	32	26	67	10	18	4	8	200		

FG % 1st Half: 9-26 34.6% 2nd half: 14-32 43.8% Game: 23-58 39.7% Deadball Rebounds
 3FG % 1st Half: 3-12 25.0% 2nd half: 4-11 36.4% Game: 7-23 30.4% 0
 FT % 1st Half: 5-6 83.3% 2nd half: 9-10 90.0% Game: 14-16 87.5%

Iowa 76 • 14-7, 3-5

#	Player	Total			3-Ptr			Rebounds			PF	TP	A	TO	Blk	Stl	Min
		FG	FGA	FT	FTA	Off	Def	Off	Def	Off							
01	Basabe, Melsahn	f	1-4	0-0	8-10	4	6	10	2	10	1	2	1	1	25		
30	White, Roy Devyn	f	3-10	1-6	1-2	0	2	0	8	5	1	0	2	32			
04	Marble, Aaron	f	8-15	1-3	10-11	4	1	5	1	27	0	1	2	1	34		
34	Woodbury, Adam	c	1-3	0-0	2-4	2	4	6	2	4	2	1	3	0	20		
10	Gesell, Mike	g	0-4	0-2	0-0	2	2	2	3	0	4	3	0	2	27		
00	Olaseni, Gabriel	g	1-1	0-0	2-2	1	2	3	1	4	0	1	0	0	10		
02	Oglesby, Josh	g	1-5	1-5	0-0	0	0	0	1	3	0	1	0	0	11		
05	Clemmons, Anthony	g	1-1	1-1	5-6	0	2	2	2	8	1	1	0	0	14		
15	McCabe, Zach	g	1-2	1-2	2-2	0	3	3	2	5	2	2	0	4	12		
25	May, Eric	g	3-5	0-2	1-2	2	1	3	1	7	3	0	0	1	15		
Team						1	1	2									
Totals			20-50	5-21	31-39	14	24	38	15	76	18	14	6	11	200		

FG % 1st Half: 11-28 39.3% 2nd half: 9-22 40.9% Game: 20-50 40.0% Deadball Rebounds
 3FG % 1st Half: 2-10 20.0% 2nd half: 3-11 27.3% Game: 7-23 30.4% 5
 FT % 1st Half: 10-13 76.9% 2nd half: 21-26 80.8% Game: 31-39 79.5%

Officials: Lamont Simpson, Mark Whitehead, Steve McJunkins
 Technical fouls: Penn State-None. Iowa-Basabe, Melsahn.
 Attendance: 13369
 Fouled Out - Penn State: Taylor (03:54)

Score by periods	1st	2nd	Total
Penn State	26	41	67
Iowa	34	42	76

Last FG - PSU 2nd-00:16, IOWA 2nd-01:01.
 Largest lead - PSU by 7 1st-16:36, IOWA by 15 2nd-11:32.

Score tied - 1 time.
 Lead changed - 1 time.

Game 22 - #23 Minnesota 62, Iowa 59

Official Basketball Box Score -- Game Totals -- Final Statistics
Iowa vs Minnesota
02/03/13 12:00 PM at Williams Arena - Minneapolis, MN

Iowa 59 • 14-8, 3-6

#	Player	Total			3-Ptr			Rebounds			PF	TP	A	TO	Blk	Stl	Min
		FG	FGA	FT	FTA	Off	Def	Off	Def	Off							
01	Basabe, Melsahn	f	3-6	0-0	1-2	1	2	3	4	7	0	1	1	0	15		
30	White, Aaron	f	3-10	0-2	4-7	3	2	5	0	10	2	1	0	2	32		
34	Woodbury, Adam	f	2-3	0-0	0-0	3	1	4	3	4	0	2	0	0	15		
04	Marble, Roy Devyn	g	0-2	0-0	0-0	0	3	3	2	0	2	3	0	0	17		
10	Gesell, Mike	g	4-12	2-4	1-3	0	6	6	1	11	3	1	0	0	30		
00	Olaseni, Gabriel	g	0-0	0-0	0-0	2	0	2	2	0	0	2	0	0	6		
02	Oglesby, Josh	g	3-11	2-8	0-0	0	1	1	0	8	3	0	0	2	21		
05	Clemmons, Anthony	g	1-5	0-1	2-2	2	0	2	2	4	5	0	0	1	21		
15	McCabe, Zach	g	3-6	3-5	1-2	0	0	0	4	10	1	0	0	1	19		
25	May, Eric	g	2-3	0-1	1-1	1	0	1	3	5	1	0	1	2	24		
Team						6	2	8									
Totals			21-58	7-23	10-17	18	17	35	21	59	17	10	2	8	200		

FG % 1st Half: 10-29 34.5% 2nd half: 11-29 37.9% Game: 21-58 36.2% Deadball Rebounds
 3FG % 1st Half: 5-15 33.3% 2nd half: 2-8 25.0% Game: 7-23 30.4% 3
 FT % 1st Half: 3-6 50.0% 2nd half: 7-11 63.6% Game: 10-17 58.8%

Minnesota 62 • 17-5, 5-4

#	Player	Total			3-Ptr			Rebounds			PF	TP	A	TO	Blk	Stl	Min
		FG	FGA	FT	FTA	Off	Def	Off	Def	Off							
32	Mbakwe, Trevor	f	2-5	0-0	4-7	1	5	6	2	8	2	0	2	0	33		
33	Williams, Rodney	f	5-11	0-2	0-0	2	5	7	0	10	1	2	2	0	33		
01	Hollins, Andre	g	4-14	1-5	6-8	3	3	6	3	15	8	1	0	2	37		
11	Coleman, Joe	g	6-7	0-1	0-0	0	1	1	2	12	1	5	1	1	30		
20	Hollins, Austin	g	5-12	3-8	4-6	2	3	5	2	17	1	1	0	1	35		
00	Welch, Julian	g	0-0	0-0	0-0	0	1	1	0	0	0	2	0	0	6		
10	Osenieks, Oto	g	0-0	0-0	0-0	1	0	1	1	0	2	0	0	0	3		
13	Ahanmisi, Maverick	g	0-0	0-0	0-0	0	0	0	1	0	0	1	0	1	1		
15	Walker, Maurice	g	0-0	0-0	0-0	0	0	0	0	0	0	0	0	0	2		
30	Ingram, Andre	g	0-0	0-0	0-0	0	0	0	1	0	0	0	0	0	1		
55	Eliason, Elliott	g	0-0	0-0	0-0	2	4	6	3	0	2	0	2	2	19		
Team						1	1	2									
Totals			22-49	4-16	14-21	12	23	35	15	62	17	12	7	7	200		

FG % 1st Half: 11-25 44.0% 2nd half: 11-24 45.8% Game: 22-49 44.9% Deadball Rebounds
 3FG % 1st Half: 1-8 12.5% 2nd half: 3-8 37.5% Game: 4-16 25.0% 5
 FT % 1st Half: 6-10 60.0% 2nd half: 8-11 72.7% Game: 14-21 66.7%

Officials: Jim Burr, Larry Scrotto, Bill Ek
 Technical fouls: Iowa-None. Minnesota-None.
 Attendance: 14625
 Sellout

Score by periods	1st	2nd	Total
Iowa	28	31	59
Minnesota	29	33	62

Last FG - IOWA 2nd-02:10, MINN 2nd-00:11.
 Largest lead - IOWA by 4 2nd-08:21, MINN by 12 1st-15:07.

Score tied - 3 times.
 Lead changed - 4 times.

Game 23 - Wisconsin 74, Iowa 70 (2OT)

Official Basketball Box Score -- Game Totals -- Final Statistics
Iowa vs Wisconsin
02/06/13 8pm at Kohl Center, Madison, Wis.

Iowa 70 • 14-9, 3-7

#	Player	Total			3-Ptr			Rebounds			PF	TP	A	TO	Blk	Stl	Min
		FG	FGA	FT	FTA	Off	Def	Off	Def	Off							
01	Basabe, Melsahn	f	3-6	0-0	0-0	2	6	8	5	6	0	1	0	0	25		
30	White, Aaron	f	3-10	0-1	7-11	4	1	5	1	13	1	0	0	3	31		
34	Woodbury, Adam	c	1-5	0-0	0-0	2	5	7	2	2	2	1	1	1	20		
04	Marble, Roy Devyn	g	1-10	0-2	0-0	1	3	4	2	2	1	1	0	0	18		
10	Gesell, Mike	g	5-15	1-4	3-4	0	1	1	4	14	4	4	0	2	42		
00	Olaseni, Gabriel	g	2-2	0-0	2-3	1	2	3	2	6	0	0	1	0	11		
02	Oglesby, Josh	g	3-11	0-0	0-0	0	3	3	1	9	1	0	0	0	25		
05	Clemmons, Anthony	g	1-4	0-1	0-0	0	2	2	2	2	2	1	0	0	18		
15	McCabe, Zach	g	3-8	1-4	3-4	1	3	4	2	10	2	1	0	1	27		
25	May, Eric	g	3-3	0-0	0-0	1	6	7	3	6	3	3	0	0	33		
Team						6	1	7	1								
Totals			25-74	5-23	15-22	18	33	51	25	70	16	12	2	7	250		

FG % 1st Half: 11-31 35.5% 2nd half: 10-27 37.0% OT: 4-16 25.0% Game: 25-74 33.8% Deadball Rebounds
 3FG % 1st Half: 3-9 33.3% 2nd half: 1-8 12.5% OT: 1-6 16.7% Game: 5-23 21.7% 2,1
 FT % 1st Half: 4-6 66.7% 2nd half: 8-9 88.9% OT: 3-7 42.9% Game: 15-22 68.2%

Wisconsin 74 • 16-7, 7-3

#	Player	Total			3-Ptr			Rebounds			PF	TP	A	TO	Blk	Stl	Min
		FG	FGA	FT	FTA	Off	Def	Off	Def	Off							
05	Evans, Ryan	f	5-14	0-0	5-7	1	8	9	3	15	5	3	0	1	40		
31	Bruesewitz, Mike	f	2-8	0-6	0-1	0	7	7	5	4	1	2	1	1	41		
04	Berggren, Jared	f	5-14	0-2	6-8	8	6	14	3	16	1	1	7	1	43		

Game 25 - Iowa 74, Penn State 72

Official Basketball Box Score -- Game Totals -- Final Statistics
Iowa vs Penn State
 2/14/13 9:00 p.m. at State College, Pa. (Bryce Jordan Center)

Iowa 74 • 16-9, 5-7

#	Player	Total			3-Ptr			Rebounds			PF	TP	A	TO	Blk	Stl	Min
		FG-FGA	FG-FGA	FT-FTA	FG-FGA	FG-FGA	FT-FTA	Off	Def	Tot							
01	Basabe, Melsahn	f	4-8	0-0	3-4	2	4	6	1	11	1	1	4	2	34		
30	White, Aaron	f	2-4	1-3	4-7	0	5	5	1	9	3	2	1	0	28		
34	Woodbury, Adam	c	1-3	0-0	0-0	4	3	7	2	2	0	2	0	1	18		
04	Marble, Roy Devyn	g	6-12	1-5	9-11	1	2	3	4	22	3	2	1	0	31		
10	Gesell, Mike	g	5-8	1-3	2-2	1	2	3	2	13	3	1	0	0	30		
00	Olaseni, Gabriel	g	0-1	0-0	0-0	1	0	1	0	0	0	0	0	0	4		
02	Oglesby, Josh	g	2-8	1-6	0-0	0	1	1	2	5	1	0	0	0	14		
05	Clemmons, Anthony	g	1-2	1-2	0-0	0	2	2	1	3	2	3	0	1	10		
15	McCabe, Zach	g	1-4	0-1	0-0	1	2	3	4	2	1	0	0	0	9		
25	May, Eric	g	2-4	1-1	2-2	1	3	4	2	7	1	2	1	1	22		
	Team					3	2	5									
	Totals		24-54	6-21	20-26	14	26	40	19	74	15	13	7	5	200		

FG % 1st Half: 14-32 43.8% 2nd half: 10-22 45.5% Game: 24-54 44.4% Deadball Rebounds 2
 3FG % 1st Half: 4-14 28.6% 2nd half: 2-7 28.6% Game: 6-21 28.6%
 FT % 1st Half: 6-6 100.0 2nd half: 14-20 70.0% Game: 20-26 76.9%

Penn State 72 • 8-16, 0-12

#	Player	Total			3-Ptr			Rebounds			PF	TP	A	TO	Blk	Stl	Min
		FG-FGA	FG-FGA	FT-FTA	FG-FGA	FG-FGA	FT-FTA	Off	Def	Tot							
21	Borovnjak, Sasa	f	6-8	0-0	2-2	1	2	3	4	14	1	1	0	1	28		
43	Travis, Ross	f	2-7	0-1	0-0	2	2	4	1	4	0	0	1	1	31		
02	Newbill, D.J.	g	11-20	3-5	1-1	2	6	8	2	26	2	1	1	2	38		
11	Marshall, Jermaine	g	3-13	2-4	6-10	1	2	3	2	14	10	2	1	2	39		
20	Colella, Nick	g	1-3	1-3	0-0	0	1	1	4	3	2	0	0	0	18		
10	Taylor, Brandon	g	2-5	1-3	0-0	1	3	4	2	5	2	0	0	1	22		
24	Montminy, Kevin	g	2-2	1-1	0-0	0	0	0	1	5	0	1	0	0	4		
25	Graham, Jon	g	0-3	0-0	0-0	0	1	1	0	0	0	1	0	0	12		
34	Wisniewski, Alan	g	0-0	0-0	1-2	0	0	0	3	1	0	0	1	0	8		
	Team					2	3	5									
	Totals		27-61	8-17	10-15	9	20	29	19	72	17	6	4	7	200		

FG % 1st Half: 14-31 45.2% 2nd half: 13-30 43.3% Game: 27-61 44.3% Deadball Rebounds 4
 3FG % 1st Half: 4-10 40.0% 2nd half: 4-7 57.1% Game: 8-17 47.1%
 FT % 1st Half: 2-2 100.0 2nd half: 8-13 61.5% Game: 10-15 66.7%

Officials: Mike Kitts, Glenn Mayborg, Larry Scirotto
 Technical fouls: Iowa-None. Penn State-None.
 Attendance: 7636
 Flagrant-1 Foul on PSU #21 at 10:36 2nd Half

Score by periods	1st	2nd	Total
Iowa	38	36	74
Penn State	34	38	72

Last FG - IOWA 2nd-03:53, PSU 2nd-00:05.
 Largest lead - IOWA by 12 2nd-10:36, PSU by 6 1st-09:16.

Score tied - 6 times.
 Lead changed - 8 times.

Game 26 - Iowa 72, Minnesota 51

Official Basketball Box Score -- Game Totals -- Final Statistics
Minnesota vs Iowa
 02/17/13 1:05 p.m. at Carver-Hawkeye Arena - Iowa City, IA

Minnesota 51 • 18-8, 6-7

#	Player	Total			3-Ptr			Rebounds			PF	TP	A	TO	Blk	Stl	Min
		FG-FGA	FG-FGA	FT-FTA	FG-FGA	FG-FGA	FT-FTA	Off	Def	Tot							
32	Mbakwe, Trevor	f	4-8	0-0	5-10	2	4	6	2	13	1	1	0	0	31		
03	Williams, Rodney	f	0-0	0-0	0-0	0	1	1	1	0	1	2	1	0	10		
01	Hollins, Andre	g	1-8	1-5	0-0	1	3	4	3	1	1	0	1	19			
11	Coleman, Joe	g	3-8	0-1	0-0	3	2	5	2	6	0	3	0	2	27		
20	Hollins, Austin	g	4-7	1-2	5-5	0	0	0	0	14	1	4	0	0	31		
00	Welch, Julian	g	0-2	0-1	0-0	0	1	1	1	0	0	0	0	0	7		
10	Osenieks, Oto	g	1-5	0-2	1-2	2	2	4	1	3	3	3	0	1	20		
13	Ahanmisi, Maverick	g	2-3	1-2	0-1	0	0	0	2	5	0	2	0	2	16		
15	Walker, Maurice	g	1-4	0-0	1-2	2	1	3	2	3	0	0	0	0	7		
30	Ingram, Andre	g	0-0	0-0	0-0	1	0	1	1	0	0	0	0	0	4		
55	Eliason, Elliott	g	1-2	0-1	2-3	1	3	4	3	4	4	1	4	0	28		
	Team					1	1	2									
	Totals		17-47	3-14	14-23	13	18	31	19	51	11	17	5	7	200		

FG % 1st Half: 9-22 40.9% 2nd half: 8-25 32.0% Game: 17-47 36.2% Deadball Rebounds 4
 3FG % 1st Half: 2-8 25.0% 2nd half: 1-6 16.7% Game: 3-14 21.4%
 FT % 1st Half: 9-12 75.0% 2nd half: 5-11 45.5% Game: 14-23 60.9%

Iowa 72 • 17-9, 6-7

#	Player	Total			3-Ptr			Rebounds			PF	TP	A	TO	Blk	Stl	Min
		FG-FGA	FG-FGA	FT-FTA	FG-FGA	FG-FGA	FT-FTA	Off	Def	Tot							
01	Basabe, Melsahn	f	2-3	0-0	0-0	1	2	3	3	4	1	0	1	1	22		
04	Marble, Roy Devyn	f	3-9	2-4	7-8	1	3	4	0	15	2	4	0	3	36		
30	White, Aaron	f	4-6	0-0	7-9	0	4	4	0	15	2	1	3	0	31		
34	Woodbury, Adam	c	2-3	0-0	0-2	2	1	3	4	4	0	1	0	0	9		
10	Gesell, Mike	g	5-10	1-1	0-0	0	0	0	0	11	1	0	1	4	30		
00	Olaseni, Gabriel	g	0-0	0-0	0-0	1	1	2	2	0	0	2	0	0	8		
02	Oglesby, Josh	g	0-0	0-0	0-0	0	0	0	0	0	0	0	0	0	8		
05	Clemmons, Anthony	g	0-2	0-0	0-0	0	0	0	1	4	1	2	1	0	9		
11	Rickett, Christopher	g	0-0	0-0	0-0	0	0	0	0	0	0	0	0	0	1		
13	Denning, Kyle	g	0-0	0-0	0-0	0	0	0	0	0	0	0	0	0	1		
15	McCabe, Zach	g	1-4	1-3	7-7	0	5	5	2	10	1	2	0	2	17		
24	Ingram, Pat	g	0-0	0-0	1-2	0	0	0	0	1	0	0	0	0	2		
25	May, Eric	g	3-5	1-1	3-3	2	5	7	4	10	1	0	0	2	24		
25	Stokes, Darius	g	1-1	0-0	0-0	1	0	1	0	2	0	0	0	0	2		
	Team					0	1	1									
	Totals		21-43	5-9	25-31	8	22	30	18	72	9	12	6	12	200		

FG % 1st Half: 10-25 40.0% 2nd half: 11-18 61.1% Game: 21-43 48.8% Deadball Rebounds 2
 3FG % 1st Half: 3-7 42.9% 2nd half: 2-2 100.0% Game: 5-9 55.6%
 FT % 1st Half: 11-13 84.6% 2nd half: 14-18 77.8% Game: 25-31 80.6%

Officials: Pat Driscoll, Tim Clougherty, Steve McClunkins
 Technical fouls: Minnesota-None. Iowa-None.
 Attendance: 15400

Score by periods	1st	2nd	Total
Minnesota	29	22	51
Iowa	34	38	72

Last FG - MINN 2nd-00:21, IOWA 2nd-00:41.
 Largest lead - MINN by 16 1st-12:57, IOWA by 23 2nd-00:34.

Score tied - 1 time.
 Lead changed - 1 time.

Game 27 - Nebraska 64, Iowa 60

Official Basketball Box Score -- Game Totals -- Final Statistics
Iowa vs Nebraska
 02/23/13 1:05 p.m. at Devaney Center (Lincoln, Neb.)

Iowa 60 • 17-10, 6-8

#	Player	Total			3-Ptr			Rebounds			PF	TP	A	TO	Blk	Stl	Min
		FG-FGA	FG-FGA	FT-FTA	FG-FGA	FG-FGA	FT-FTA	Off	Def	Tot							
01	Basabe, Melsahn	f	1-4	0-0	0-0	1	1	2	1	2	0	0	1	0	18		
30	White, Aaron	f	3-6	1-2	8-10	3	10	13	1	15	1	4	0	0	33		
34	Woodbury, Adam	c	0-0	0-0	0-1	1	2	3	0	0	0	1	0	0	9		
04	Marble, Roy Devyn	g	7-14	2-4	2-2	0	1	1	2	18	0	2	0	1	32		
10	Gesell, Mike	g	3-10	0-1	0-0	2	3	5	2	6	6	2	1	1	30		
00	Olaseni, Gabriel	g	2-4	0-0	0-0	1	0	1	0	4	0	1	0	0	7		
02	Oglesby, Josh	g	0-5	0-3	0-0	0	4	4	0	0	1	0	0	0	14		
05	Clemmons, Anthony	g	1-4	0-0	1-1	0	1	1	2	3	0	1	0	0	10		
15	McCabe, Zach	g	0-4	0-2	2-2	3	3	6	3	2	2	1	0	1	23		
25	May, Eric	g	4-6	2-3	0-0	1	2	3	0	10	1	1	1	3	24		
	Team					0	0	0									
	Totals		21-57	5-15	13-15	12	26	38	14	60	11	12	4	7	200		

FG % 1st Half: 14-32 43.8% 2nd half: 7-25 28.0% Game: 21-57 36.8% Deadball Rebounds 1
 3FG % 1st Half: 4-7 57.1% 2nd half: 1-8 12.5% Game: 5-15 33.3%
 FT % 1st Half: 9-9 100.0 2nd half: 4-6 66.7% Game: 13-15 86.7%

Nebraska 64 • 13-14, 4-10

Game 29 - #1 Indiana 73, Iowa 60

Official Basketball Box Score -- Game Totals -- Final Statistics
Iowa vs Indiana
03/02/13 7:36pm at Bloomington, Ind. (Assembly Hall)

Iowa 60 • 18-11, 7-9

#	Player	Total			3-Ptr		Rebounds			PF	TP	A	TO	Blk	Stl	Min
		FG-FGA	FG-FGA	FT-FTA	Off	Def	Tot									
01	Basabe, Melsahn	f	3-6	0-0	0-3	2	3	5	4	6	0	2	1	0	18	
30	White, Aaron	f	4-9	0-2	6-8	3	4	7	3	14	1	6	1	4	33	
34	Woodbury, Adam	c	2-5	0-0	0-0	1	2	3	4	4	1	3	0	0	17	
02	Oglesby, Josh	g	0-4	0-3	2-2	0	1	1	0	2	3	1	0	0	27	
04	Marble, Roy Devyn	g	7-15	1-4	5-6	2	4	6	3	20	2	2	1	1	34	
00	Olaseni, Gabriel		1-1	0-0	0-1	0	2	2	4	2	0	1	1	0	17	
05	Clemmons, Anthony		0-5	0-1	0-0	1	0	1	2	0	2	2	1	1	19	
15	McCabe, Zach		0-1	0-1	0-0	0	2	2	4	0	0	1	0	0	3	
24	Ingram, Pat		0-0	0-0	0-0	0	0	0	1	0	0	0	0	0	2	
25	May, Eric		4-9	0-2	4-4	4	3	7	2	12	0	0	0	1	30	
Team						4	0	4								
Totals			21-55	1-13	17-24	17	21	38	27	60	9	19	5	7	200	

FG % 1st Half: 7-24 29.2% 2nd half: 14-31 45.2% Game: 21-55 38.2%
 3FG % 1st Half: 0-5 0.0% 2nd half: 1-8 12.5% Game: 1-13 7.7%
 FT % 1st Half: 0-3 0.0% 2nd half: 17-21 81.0% Game: 17-24 70.8%

Indiana 73 • 25-4, 13-3

#	Player	Total			3-Ptr		Rebounds			PF	TP	A	TO	Blk	Stl	Min
		FG-FGA	FG-FGA	FT-FTA	Off	Def	Tot									
02	Watford, Christian	f	0-8	0-2	5-7	2	3	5	3	5	0	0	1	2	28	
40	Zeller, Cody	f	7-13	0-0	8-13	5	5	10	4	22	1	3	3	2	35	
01	Hulls, Jordan	g	0-7	0-4	2-2	1	0	1	3	2	1	3	0	1	33	
04	Oladipo, Victor	g	4-6	1-1	1-2	4	4	8	4	10	0	4	1	4	22	
11	Ferrell, Kevin (Yogi)	g	5-8	1-3	8-10	0	0	0	4	19	5	1	1	1	30	
00	Sheehy, Will		2-4	0-2	4-6	0	5	5	3	8	3	0	0	1	19	
22	Creek, Maurice		0-1	0-1	0-0	0	1	1	0	0	0	0	0	0	3	
23	Abell, Remy		1-2	0-0	0-0	1	1	2	1	2	0	0	0	0	14	
32	Elston, Derek		2-4	0-0	1-2	0	0	0	1	5	0	1	0	0	9	
33	Hollowell, Jeremy		0-1	0-1	0-0	0	1	1	2	0	0	0	0	0	7	
Team						2	2	4								
Totals			21-54	2-14	29-42	15	22	37	25	73	10	12	6	11	200	

FG % 1st Half: 8-28 28.6% 2nd half: 13-26 50.0% Game: 21-54 38.9%
 3FG % 1st Half: 0-9 0.0% 2nd half: 2-5 40.0% Game: 2-14 14.3%
 FT % 1st Half: 10-17 58.8% 2nd half: 19-25 76.0% Game: 29-42 69.0%

Officials: Brian Dorsey, Mike Sanzere, Mark Whitehead
 Technical fouls: Iowa-TEAM. Indiana-None.
 Attendance: 17472

Score by periods	1st	2nd	Total
Iowa	14	46	60
Indiana	26	47	73

	In	Off	2nd	Fast	Bench
Points	32	8	8	8	14
IOWA	36	19	16	10	15
IND					

Last FG - IOWA 2nd-00:01, IND 2nd-00:08.
 Largest lead - IOWA by 2 1st-18:48, IND by 18 2nd-10:48.

Score tied - 1 time.
 Lead changed - 1 time.

Game 30 - Iowa 63, Illinois 55

Official Basketball Box Score -- Game Totals -- Final Statistics
Illinois vs Iowa
03/05/13 6:05 p.m. at Carver-Hawkeye Arena - Iowa City, IA

Illinois 55 • 21-10, 8-9

#	Player	Total			3-Ptr		Rebounds			PF	TP	A	TO	Blk	Stl	Min
		FG-FGA	FG-FGA	FT-FTA	Off	Def	Tot									
00	McLaurin, Sam	f	1-2	0-0	1-2	3	1	4	1	3	0	1	0	0	19	
32	Egwu, Nnanna	c	3-6	0-1	0-2	5	2	7	1	6	0	0	2	0	26	
01	Richardson, D.J.	g	4-15	3-9	2-2	3	1	4	4	13	1	1	0	2	37	
03	Paul, Brandon	g	6-15	3-9	4-4	0	9	9	2	18	3	2	0	2	34	
13	Abrams, Tracy	g	1-9	0-4	3-7	0	2	2	4	6	4	2	0	3	33	
02	Bertrand, Joseph		1-4	1-1	0-0	0	3	3	3	3	0	4	0	1	17	
20	Henry, Myke		0-4	0-2	0-0	0	3	3	0	0	0	1	0	0	7	
42	Griffey, Tyler		2-8	2-3	0-0	2	3	5	4	6	0	0	2	1	27	
Team						2	0	2								
Totals			18-63	9-29	10-17	15	24	39	19	55	8	12	4	9	200	

FG % 1st Half: 9-34 26.5% 2nd half: 9-29 31.0% Game: 18-63 28.6%
 3FG % 1st Half: 3-15 20.0% 2nd half: 6-14 42.9% Game: 9-29 31.0%
 FT % 1st Half: 7-11 63.6% 2nd half: 3-6 50.0% Game: 10-17 58.8%

Iowa 63 • 19-11, 8-9

#	Player	Total			3-Ptr		Rebounds			PF	TP	A	TO	Blk	Stl	Min
		FG-FGA	FG-FGA	FT-FTA	Off	Def	Tot									
01	Basabe, Melsahn	f	2-4	0-0	1-2	1	2	3	1	5	1	0	0	1	16	
30	White, Aaron	f	2-9	1-4	2-4	2	3	5	1	7	2	3	2	3	31	
34	Woodbury, Adam	c	4-7	0-0	0-0	2	3	5	1	8	1	0	2	0	17	
04	Marble, Roy Devyn	g	5-12	1-3	10-10	1	5	6	2	21	4	3	0	1	34	
25	May, Eric	g	1-3	0-1	0-0	0	4	4	2	2	2	2	1	0	26	
00	Olaseni, Gabriel		1-2	0-0	0-0	0	2	2	2	2	0	0	7	0	19	
02	Oglesby, Josh		3-9	2-7	2-2	0	2	2	2	10	0	1	1	0	24	
05	Clemmons, Anthony		2-5	1-2	0-0	0	3	3	4	5	2	3	0	0	15	
15	McCabe, Zach		1-3	0-1	1-2	1	4	5	0	3	3	1	0	0	18	
Team						2	6	8								
Totals			21-54	5-18	16-20	9	34	43	15	63	15	13	13	5	200	

FG % 1st Half: 14-29 48.3% 2nd half: 7-25 28.0% Game: 21-54 38.9%
 3FG % 1st Half: 2-10 20.0% 2nd half: 3-8 37.5% Game: 5-18 27.8%
 FT % 1st Half: 1-2 50.0% 2nd half: 15-18 83.3% Game: 16-20 80.0%

Officials: Mike Kitts, Ed Hightower, Bo Boroski
 Technical fouls: Illinois-None. Iowa-None.
 Attendance: 14566

Score by periods	1st	2nd	Total
Illinois	28	27	55
Iowa	31	32	63

	In	Off	2nd	Fast	Bench
Points	28	7	8	4	9
ILL	12	7	8	4	9
IOWA	28	6	9	0	20

Last FG - ILL 2nd-00:00, IOWA 2nd-01:39.
 Largest lead - ILL by 1 1st-01:12, IOWA by 11 1st-08:40.

Score tied - 2 times.
 Lead changed - 2 times.

Game 31 - Iowa 74, Nebraska 60

Official Basketball Box Score -- Game Totals -- Final Statistics
Nebraska vs Iowa
03/09/13 1:20 p.m. at Carver-Hawkeye Arena - Iowa City, IA

Nebraska 60 • 14-17, 5-13

#	Player	Total			3-Ptr		Rebounds			PF	TP	A	TO	Blk	Stl	Min
		FG-FGA	FG-FGA	FT-FTA	Off	Def	Tot									
13	Ubel, Brandon	f	3-12	0-1	3-4	4	3	7	3	9	3	0	1	1	39	
31	Shields, Shavon	f	2-7	1-4	1-1	2	1	3	2	6	0	1	0	3	33	
02	Rivers, David	g	1-2	0-0	0-0	0	0	0	1	2	0	0	0	0	17	
15	Gallegher, Ray	g	7-15	7-14	1-2	3	0	3	4	22	2	1	0	1	34	
24	Talley, Dylan	g	4-13	1-5	2-2	0	1	1	2	11	2	3	0	0	38	
03	Parker, Benny		0-0	0-0	1-2	0	0	0	1	1	1	0	0	0	7	
04	Ritchie, Max		0-0	0-0	0-0	0	0	0	0	0	0	0	0	0	1	
10	Menke, Trevor		1-1	1-1	0-0	0	0	0	0	3	0	0	0	0	2	
11	Tyrance, Jordan		1-3	0-0	0-0	0	1	1	0	2	2	0	0	0	10	
14	Vucetic, Sergej		0-0	0-0	0-0	0	0	0	0	0	0	0	0	0	1	
32	Almeida, Andre		2-3	0-0	0-0	0	1	1	4	4	1	0	2	0	17	
44	Kurkowski, Kye		0-0	0-0	0-0	0	0	0	0	0	0	0	0	0	1	
Team						2	4	6								
Totals			21-56	10-25	8-11	11	11	22	17	60	11	6	3	6	200	

FG % 1st Half: 8-26 30.8% 2nd half: 13-30 43.3% Game: 21-56 37.5%
 3FG % 1st Half: 3-10 30.0% 2nd half: 7-15 46.7% Game: 10-25 40.0%
 FT % 1st Half: 4-6 66.7% 2nd half: 4-5 80.0% Game: 8-11 72.7%

Iowa 74 • 20-11, 9-9

#	Player	Total			3-Ptr		Rebounds			PF	TP	A	TO	Blk	Stl	Min
		FG-FGA	FG-FGA	FT-FTA	Off	Def	Tot									
01	Basabe, Melsahn	f	5-7	0-0	1-1	4	9	13	0	11	1	2	1	0	21	
30	White, Aaron	f	5-7	1-2	8-8	2	4	6	1	19	3	2	0	0	31	
34	Woodbury, Adam	c	6-6	0-0	0-1	1	2	3	4	12	1	2	1	0	18	
04	Marble, Roy Devyn	g	2-9	2-5	0-0	0	3	3	1	6	3	4	1	0	28	
25	May, Eric	g	1-5	0-2	0-1	1	5	6	0	2	6	1	0	1	27	
00	Olaseni, Gabriel		2-2	0-0	0-1	1	2	3	0	4	3	0	3	0	17	
02	Oglesby, Josh		1-4	1-4	0-0	0	0	0	0	3	0	0	0	0	14	
05	Clemmons, Anthony		4-6	1-1	2-2	0	0	0	1	11	1	0	0	0	23	
11	Rickert, Christopher		0-0	0-0	0-0	0	0	0	0	0	0	0	0	0	1	
13	Denning, Kyle		0-0	0-0	0-0	0	0	0	0	0	0	0	0	0	1	
15	McCabe, Zach		2-3	0-0	2-2	2	1	3	4	6	3	1	0	1	18	
24	Ingram, Pat		0-0	0-0	0-0	0	0	0	0	0	0	0	0	0	0+	
35	Stokes, Darius		0-0	0-0	0-0	0	0	0	0	0	0	0	1	0	1	
Team						1	1	2								
Totals			28-49	5-14	13-15	12	27	39	11	74	21	12	7	2	200	

FG % 1st Half: 12-27 44.4% 2nd half: 16-22 72.7% Game: 28-49



IOWA HAWKEYE BASKETBALL

Iowa Tournament History

Tournament Appearances: 15

Tournament Record: 14-13

Championships: 2001
2006

By Round:

First 5-5
Quarterfinal 4-6
Semifinal 3-1
Championship 2-1

By Location:

United Center, Chicago 7-6
Bankers Life Fieldhouse, Indianapolis 7-7

Iowa's All-Time Seedings

No. 1 ---
No. 2 3-0
No. 3 ---
No. 4 0-2
No. 5 0-2
No. 6 4-0
No. 7 3-2
No. 8 1-2
No. 9 3-3
No. 10 0-2
No. 11 ---

Iowa's Record vs. Seedings

vs. No. 1 2-1
vs. No. 2 1-2
vs. No. 3 1-1
vs. No. 4 2-2
vs. No. 5 1-2
vs. No. 6 0-0
vs. No. 7 2-2
vs. No. 8 1-2
vs. No. 9 1-1
vs. No. 10 2-0
vs. No. 11 1-0

Iowa vs. All Opponents

vs. Illinois 1-0
vs. Indiana 2-0
vs. Michigan 0-5
vs. Michigan State 2-3
vs. Minnesota 2-0
vs. Northwestern 1-0
vs. Ohio State 2-2
vs. Penn State 1-0
vs. Purdue 2-1
vs. Wisconsin 1-2

Tournament Honors

Most Outstanding Player

2001 Reggie Evans

2006 Jeff Horner

All-Tournament Team

2001 Reggie Evans

2002 Reggie Evans
Luke Recker

2006 Greg Brunner
Jeff Horner



IOWA HAWKEYE BASKETBALL

Iowa Tournament Results

Year, Location, and Score		Top Scorer	Top Rebounder	Top Assists
1998, United Center, Chicago, IL (0-1)				
March 5	First Round Bye			
March 6	No. 4 Michigan 77, No. 5 Iowa 66	Ryan Bowen, 19	Ryan Bowen, 8	Dean Oliver, 4
1999, United Center, Chicago, IL (0-1)				
March 4	First Round Bye			
March 5	No. 4 Wisconsin 74, No. 5 Iowa 60	Jess Settles, 21	Dean Oliver, 5	Ryan Luehrman, 5
2000, United Center, Chicago, IL (1-1)				
March 9	No. 7 Iowa 81, No. 10 Minnesota 78	Kyle Galloway, 30	Dean Oliver, 7	Jason Price, 6
March 10	No. 2 Michigan State 75, No. 7 Iowa 65	Dean Oliver, 30	Duez Henderson, 9	Oliver/Griffin, 4
2001, United Center, Chicago, IL (4-0)				
March 8	No. 6 Iowa 72, No. 11 Northwestern 55	Reggie Evans, 20	Reggie Evans, 14	Brody Boyd, 7
March 9	No. 6 Iowa 75, No. 3 Ohio State 66	Glen Worley, 18	Reggie Evans, 8	Dean Oliver, 6
March 10	No. 6 Iowa 94, No. 7 Penn State 74	Reggie Evans, 30	Reggie Evans, 18	Dean Oliver, 8
March 11	No. 6 Iowa 63, No. 4 Indiana 61	Brody Boyd, 22	Reggie Evans, 11	Boyd/Oliver, 3
2002, Bankers Life Fieldhouse, Indianapolis, IN (3-1)				
March 7	No. 9 Iowa 87, No. 8 Purdue 72	Luke Recker, 25	Reggie Evans, 18	Pierre Pierce, 5
March 8	No. 9 Iowa 58, No. 1 Wisconsin 56	Luke Recker, 28	Reggie Evans, 8	Brody Boyd, 3
March 9	No. 9 Iowa 62, No. 4 Indiana 60	Luke Recker, 17	Reggie Evans, 10	Seven with one
March 10	No. 2 Ohio State 81, No. 9 Iowa 64	Luke Recker, 21	Reggie Evans, 8	Pierre Pierce, 3
2003, United Center, Chicago, IL (0-1)				
March 13	No. 8 Ohio State 66, No. 9 Iowa 64	Boyd/Leslie, 15	Sonderleiter/Leslie, 7	Jeff Horner, 8
2004, Bankers Life Fieldhouse, Indianapolis, IN (0-1)				
March 11	First Round Bye			
March 12	No. 5 Michigan 79, No. 4 Iowa 70	Pierre Pierce, 28	Greg Brunner, 11	Pierre Pierce, 6
2005, United Center, Chicago, IL (2-1)				
March 10	No. 7 Iowa 71, No. 10 Purdue 52	Adam Haluska, 17	Greg Brunner, 9	Jeff Horner, 8
March 11	No. 7 Iowa 71, No. 2 Michigan State 69	Brunner/Henderson, 17	Doug Thomas, 11	Jeff Horner, 4
March 12	No. 3 Wisconsin 59, No. 7 Iowa 56	Greg Brunner, 18	Greg Brunner, 7	Jeff Horner, 6
2006, Bankers Life Fieldhouse, Indianapolis, IN (3-0)				
March 9	First Round Bye			
March 10	No. 2 Iowa 67, No. 10 Minnesota 37	Jeff Horner, 26	Erek Hansen, 8	Jeff Horner, 6
March 11	No. 2 Iowa 53, No. 5 Michigan State 48	Jeff Horner, 14	Brunner/Haluska, 5	Three with two
March 12	No. 2 Iowa 67, No. 1 Ohio State 60	Jeff Horner, 16	Brunner/ Haluska, 8	Jeff Horner, 10
2007, United Center, Chicago, IL (0-1)				
March 8	First Round Bye			
March 9	No. 5 Purdue 74, No. 4 Iowa 55	Tyler Smith, 17	Tyler Smith, 7	Haluska/Freeman, 3
2008, Bankers Life Fieldhouse, Indianapolis, IN (0-1)				
March 13	No. 9 Michigan 55, No. 8 Iowa 47	Cyrus Tate, 16 C	yus Tate, 11	Justin Johnson, 2
2009, Bankers Life Fieldhouse, Indianapolis, IN (0-1)				
March 12	No. 7 Michigan 73, No. 10 Iowa 45	Cyrus Tate, 12	Jake Kelly, 7	Bawinkel/Kelly, 2
2010, Bankers Life Fieldhouse, Indianapolis, IN (0-1)				
March 11	No. 8 Michigan 59, No. 9 Iowa 52	Cully Payne, 25	Aaron Fuller, 13	Matt Gatens, 4
2011, Bankers Life Fieldhouse, Indianapolis, IN (0-1)				
March 10	No. 7 Michigan State 66, No. 10 Iowa 61	Bryce Cartwright, 14	Bryce Cartwright, 7	Bryce Cartwright, 6
2012, Bankers Life Fieldhouse, Indianapolis, IN (1-1)				
March 8	No. 8 Iowa 64, Illinois 61	Matt Gatens, 20	Zach McCabe, 6	Bryce Cartwright 7
March 9	No. 1 Michigan State 92, Iowa 75	Josh Oglesby, 20	Zach McCabe, 6	Bryce Cartwright, 6



IOWA HAWKEYE BASKETBALL

Iowa's Big Ten Tournament Records

Individual

Points	30, Reggie Evans vs. Penn State, 3/10/01 30, Dean Oliver vs. Michigan State, 3/10/00 30, Kyle Galloway vs. Minnesota, 3/9/00
FG	11, Dean Oliver vs. Michigan State, 3/10/00
FGA	18, Pierre Pierce vs. Michigan, 3/12/04
3-pt. FG	6, Jeff Horner vs. Minnesota, 3/10/06
3-pt. FGA	11, Jeff Horner vs. Michigan State, 3/11/05 11, Brody Boyd vs. Ohio State, 3/13/03
FT	12, Reggie Evans vs. Penn State, 3/10/01
FTA	17, Cyrus Tate vs. Michigan, 3/13/08 17, Reggie Evans vs. Penn State, 3/10/01
Rebounds	18, Reggie Evans vs. Purdue, 3/7/02 18, Reggie Evans vs. Penn State, 3/10/01
Assists	10, Jeff Horner vs. Ohio State 3/12/06
Blocks	5, Kurt Looby vs. Purdue, 3/9/07
Steals	5, Jeff Horner vs. Minnesota, 3/10/06 5, Luke Recker vs. Wisconsin, 3/8/02

Team

Points	94 vs. Penn State, 3/10/01
Pts/Half	53 vs. Ohio State, 3/9/01
FG	31 vs. Purdue, 3/7/02
FGA	62 vs. Michigan, 3/6/98
FG%	.574 (31-54) vs. Purdue, 3/7/02
3-pt. FG	10 vs. Michigan State, 3/9/12
3-pt. FGA	25 vs. Ohio State, 3/10/02
3-pt. FG%	.563 (9-16) vs. Minnesota, 3/9/00
FT	36 vs. Penn State, 3/10/01
FTA	48 vs. Penn State, 3/10/01
FT%	.824 (14-17) vs. Michigan, 3/6/98
Rebounds	41 vs. Ohio State, 3/12/06 41 vs. Purdue, 3/7/02
Assists	21 vs. Purdue, 3/10/05
Blocks	9 vs. Purdue, 3/9/07
Steals	13 vs. Wisconsin, 3/8/02

Big Ten Tournament Records Held by Iowa

Individual - - Game

Free Throws	12, Reggie Evans vs. Penn State, 3/10/01 (tie)
FT Attempts	17, Cyrus Tate vs. Michigan, 3/13/08 (tie) 17, Reggie Evans vs. Penn State, 3/10/01 (tie)
FT%	100% (11-11), Kyle Galloway vs. Minnesota, 3/9/00

Individual - - Championship Game

Assists	10, Jeff Horner vs. Ohio State, 3/12/06 (tie)
---------	---

Individual - - Tournament

Total Points	91, Luke Recker, 2002 (four games)
Field Goals	30, Luke Recker, 2002 (four games)
Total Rebounds	51, Reggie Evans, 2001 (four games)
FT Percentage	100% (11-11), Kyle Galloway, 2000 (tie)

Individual - - Career

Total Rebounds	95, Reggie Evans, 2001-02 (eight games)
----------------	---

Team - - Game

Free Throws	36 vs. Penn State, 3/10/01
FT Attempts	48 vs. Penn State, 3/10/01
Points 9	4 vs. Penn State, 3/10/01 (tie)

Team - - Tournament

Points	304, 2001 (four games)
Free Throws	106, 2001 (four games)
FT Attempts	152, 2001 (four games)
Total Rebounds	162, 2001 (four games)



IOWA HAWKEYE BASKETBALL

Individual Career Records

GAMES PLAYED

1.	11	Duez Henderson
	11	Glen Worley
3.	10	Brody Boyd
4.	9	Rod Thompson
	9	Sean Sonderleiter

GAMES STARTED

1.	8	Greg Brunner
	8	Reggie Evans
	8	Jeff Horner
	8	Dean Oliver
5.	7	Adam Haluska
	7	Glen Worley

TOTAL POINTS

1.	111	Reggie Evans
2.	110	Jeff Horner
3.	104	Brody Boyd
4.	103	Dean Oliver
5.	102	Greg Brunner

SCORING AVERAGE

1.	22.7	Luke Recker
2.	13.8	Reggie Evans
3.	13.7	Jeff Horner
4.	12.8	Dean Oliver
5.	12.7	Greg Brunner

FIELD GOALS

1.	36	Greg Brunner
	36	Jeff Horner
3.	35	Reggie Evans
4.	33	Brody Boyd
5.	32	Dean Oliver
	32	Glen Worley

FIELD GOAL ATTEMPTS

1.	98	Jeff Horner
2.	79	Dean Oliver
3.	74	Brody Boyd
4.	73	Greg Brunner
5.	71	Reggie Evans

FIELD GOAL PERCENTAGE

1.	.681 (30-44)	Luke Recker
2.	.653 (32-49)	Glen Worley
3.	.600 (6-10)	Ryan Bowen
4.	.586 (17-29)	Erek Hansen
5.	.571 (8-14)	Tyler Smith

3-POINT FIELD GOALS (2 made per game)

1.	25	Brody Boyd
2.	22	Jeff Horner
3.	14	Luke Recker
4.	10	Adam Haluska
5.	9	Dean Oliver

3-POINT FG ATTEMPTS

(3 att. per game)		
1.	62	Jeff Horner
2.	58	Brody Boyd
3.	31	Adam Haluska
4.	25	Dean Oliver
5.	22	Luke Recker

3-POINT FG PERCENTAGE

(4 att. per game)		
1.	.714 (5-7)	Josh Oglesby
2.	.667 (4-6)	Jess Settles
3.	.636 (14-22)	Luke Recker
4.	.431 (25-58)	Brody Boyd
5.	.360 (9-25)	Dean Oliver
6.	.354 (22-62)	Jeff Horner
7.	.322 (10-31)	Adam Haluska

FREE THROWS

(2 made per game)		
1.	41	Reggie Evans
2.	31	Glen Worley
3.	30	Dean Oliver
4.	28	Greg Brunner
5.	20	Adam Haluska

FREE THROW ATTEMPTS

(3 att. per game)		
1.	63	Reggie Evans
2.	49	Dean Oliver
3.	47	Glen Worley
4.	38	Greg Brunner
5.	26	Adam Haluska

FREE THROW PERCENTAGE

(3 att. per game)		
1.	.894 (17-19)	Luke Recker
2.	.823 (14-17)	Pierre Pierce
3.	.800 (16-20)	Jeff Horner
4.	.769 (20-26)	Adam Haluska
5.	.651 (41-63)	Reggie Evans

OFFENSIVE REBOUNDS

1.	27	Reggie Evans
2.	15	Greg Brunner
3.	14	Duez Henderson
4.	13	Glen Worley
5.	11	Sean Sonderleiter

DEFENSIVE REBOUNDS

1.	68	Reggie Evans
2.	34	Greg Brunner
3.	31	Adam Haluska
4.	27	Jeff Horner
5.	25	Duez Henderson

REBOUNDS

1.	95	Reggie Evans
2.	49	Greg Brunner
3.	39	Duez Henderson
4.	37	Adam Haluska
5.	34	Erek Hansen

FOULS

1.	27	Glen Worley
2.	25	Duez Henderson
3.	24	Erek Hansen
	24	Reggie Evans
5.	22	Greg Brunner
	22	Sean Sonderleiter

ASSISTS

1.	48	Jeff Horner
2.	34	Dean Oliver
3.	26	Brody Boyd
4.	19	Bryce Cartwright
5.	18	Adam Haluska

TURNOVERS

1.	24	Greg Brunner
2.	23	Glen Worley
	23	Reggie Evans
4.	22	Dean Oliver
5.	20	Jeff Horner

BLOCKS

1.	15	Erek Hansen
2.	12	Greg Brunner
3.	7	Glen Worley
	7	Reggie Evans
5.	6	Sean Sonderleiter

STEALS

1.	15	Dean Oliver
2.	10	Jeff Horner
	10	Brody Boyd
4.	9	Mike Henderson
5.	8	Matt Gatens
6.	7	Reggie Evans

MINUTES

(minimum four games played)		
1.	37.3	Jeff Horner
2.	35.7	Luke Recker
3.	35.5	Reggie Evans
4.	35.0	Dean Oliver
5.	34.8	Matt Gatens
6.	34.7	Adam Haluska



IOWA HAWKEYE BASKETBALL

Team Records

MOST POINTS SCORED

1.	94	Penn State	3/10/01
2.	87	Purdue	3/07/02
3.	81	Minnesota	3/09/00
4.	75	Michigan State	3/09/12
	75	Ohio State	3/09/01
6.	72	Northwestern	3/08/01
7.	71	Michigan State	3/11/05
	71	Purdue	3/10/05

FEWEST POINTS SCORED

1.	45	Michigan	3/12/09
2.	47	Michigan	3/13/08
3.	53	Michigan State	3/11/06
4.	55	Purdue	3/09/07
5.	56	Wisconsin	3/12/05
6.	58	Wisconsin	3/08/02
7.	60	Wisconsin	3/05/99
8.	61	Michigan State	3/10/11
9.	62	Indiana	3/09/02

FEWEST POINTS ALLOWED

1.	48	Michigan State	3/11/06
2.	52	Purdue	3/10/05
3.	55	Michigan	3/13/08
	55	Northwestern	3/08/01
5.	56	Wisconsin	3/08/02
6.	57	Minnesota	3/10/06
7.	59	Wisconsin	3/12/05
	59	Michigan	3/11/10

MOST POINTS ALLOWED

1.	92	Michigan State	3/09/12
2.	81	Ohio State	3/10/02
3.	79	Michigan	3/12/04
4.	78	Minnesota	3/09/00
5.	77	Michigan	3/06/98
6.	75	Michigan State	3/10/00
7.	74	Purdue	3/09/07
	74	Penn State	3/10/01

LARGEST MARGIN OF VICTORY

1.	20	Penn State	3/10/01
2.	19	Purdue	3/10/05
	17	Northwestern	3/08/01
4.	15	Purdue	3/07/02
5.	10	Minnesota	3/10/06

LARGEST MARGIN OF DEFEAT

1.	28	Michigan	3/12/09
2.	19	Purdue	3/09/07
3.	17	Michigan State	3/09/12
	17	Ohio State	3/10/02
5.	14	Wisconsin	3/05/99
6.	11	Michigan	3/06/98

FIELD GOALS

1.	31	Purdue	3/17/02
2.	27	Penn State	3/10/01
3.	26	Michigan	3/12/04
	26	Purdue	3/10/05
	26	Ohio State	3/12/06

FIELD GOAL ATTEMPTS

1.	62	Michigan	3/06/98
2.	60	Michigan State	3/10/00
3.	58	Michigan	3/12/04
	58	Purdue	3/10/05
5.	57	Illinois	3/08/12
6.	56	Michigan	3/11/10
	56	Michigan State	3/10/11

FIELD GOAL PERCENTAGE

1.	.574	Penn State	3/10/01
	.574	Purdue	3/07/02
3.	.571	Northwestern	3/08/01
4.	.523	Minnesota	3/10/06
5.	.481	Ohio State	3/13/03

3-POINT FIELD GOALS

1.	10	Michigan State	3/09/12
2.	9	Minnesota	3/09/00
	9	Purdue	3/10/05
4.	8	Ohio State	3/10/02
	8	Minnesota	3/10/06
6.	7	Michigan State	3/10/00
	7	Indiana	3/09/02
	7	Ohio State	3/13/03
	7	Michigan	3/12/04
	7	Ohio State	3/12/06

3-POINT FG ATTEMPTS

1.	25	Ohio State	3/10/02
2.	23	Michigan	3/12/04
3.	22	Michigan	3/06/98
	22	Ohio State	3/13/03
5.	21	Michigan State	3/10/00

3-POINT FG PERCENTAGE

1.	.563	Minnesota	3/09/00
2.	.500	Ohio State	3/10/00
	.500	Minnesota	3/10/06
4.	.467	Indiana	3/09/02
5.	.450	Purdue	3/10/05

FREE THROWS

1.	36	Penn State	3/10/01
2.	31	Ohio State	3/09/01
3.	26	Minnesota	3/09/00
4.	21	Northwestern	3/08/01
	21	Michigan State	3/11/06

FREE THROW ATTEMPTS

1.	48	Penn State	3/10/01
2.	45	Ohio State	3/09/01
3.	34	Minnesota	3/09/00
4.	31	Purdue	3/07/02
	31	Michigan State	3/11/05

FREE THROW PERCENTAGE

1.	.824	Michigan	3/06/98
2.	.800	Ohio State	3/10/02
	.800	Wisconsin	3/12/05
4.	.786	Michigan	3/12/09
5.	.778	Michigan State	3/11/06

OFFENSIVE REBOUNDS

1.	17	Indiana	3/09/02
2.	16	Illinois	3/08/12
3.	15	Penn State	3/10/01
	15	Purdue	3/07/02
	15	Ohio State	3/09/01
6.	14	Purdue	3/09/07

DEFENSIVE REBOUNDS

1.	33	Penn State	3/10/01
2.	31	Northwestern	3/08/01
	31	Ohio State	3/12/06
4.	28	Michigan State	3/11/05
5.	26	Purdue	3/07/02
	26	Michigan State	3/11/06
	26	Purdue	3/10/05

REBOUNDS

1.	48	Penn State	3/10/01
2.	41	Northwestern	3/08/01
	41	Purdue	3/07/02
	41	Ohio State	3/12/06
5.	40	Ohio State	3/09/01

FOULS

1.	26	Ohio State	3/09/01
2.	25	Penn State	3/10/01
	25	Michigan	3/12/04
	25	Michigan State	3/11/05
5.	24	Purdue	3/07/02

ASSISTS

1.	21	Purdue	3/10/05
2.	20	Minnesota	3/09/00
3.	18	Ohio State	3/12/06
5.	17	Ohio State	3/13/03
	17	Purdue	3/07/02

TURNOVERS

1.	20	Wisconsin	3/05/99
	20	Northwestern	3/08/01
3.	19	Ohio State	3/10/02
	19	Michigan State	3/11/05
5.	18	Wisconsin	3/08/02
	18	Minnesota	3/10/06

BLOCKS

1.	9	Purdue	3/09/07
2.	7	Michigan State	3/09/12
	7	Ohio State	3/09/01
	7	Michigan	3/12/04
5.	6	Ohio State	3/13/03
	6	Purdue	3/10/05
	6	Wisconsin	3/12/05
	6	Minnesota	3/10/06

STEALS

1.	13	Wisconsin	3/08/02
2.	11	Wisconsin	3/05/99
3.	9	Minnesota	3/10/06
4.	8	Michigan	3/06/98
	8	Indiana	3/09/02
	8	Michigan State	3/10/11



IOWA HAWKEYE BASKETBALL

Miscellaneous Tournament Records

All-Time Coaches Record

Coach, School	W	L	Pct.
Thad Matta, Ohio State	16	5	.762
Bill Self, Illinois	5	2	.714
Steve Alford, Iowa	13	6	.684
Lon Kruger, Illinois	6	3	.667
Tom Izzo, Michigan State	18	12	.600
Bruce Weber, Illinois	12	8	.600
Tubby Smith, Minnesota	7	5	.583
Dick Bennett, Wisconsin	4	3	.571
Bo Ryan, Wisconsin	11	9	.550
Mike Davis, Indiana	7	6	.539
Matt Painter, Purdue	6	6	.500
John Beilein, Michigan	5	5	.500
Jim O'Brien, Ohio State@	3	4	.429
Jerry Dunn, Penn State	4	6	.400
Ed DeChillis, Penn State	5	8	.385
Dan Monson, Minnesota	4	7	.364
Tommy Amaker, Michigan	3	6	.333
Fran McCaffery, Iowa	1	2	.333
Bill Carmody, Northwestern	5	12	.294
Gene Keady, Purdue	3	8	.273
Bob Knight, Indiana	1	3	.250
Kevin O'Neil, Northwestern	1	3	.250
Tom Crean, Indiana	1	4	.200
Todd Lickliter, Iowa	0	3	.000
Tom Davis, Iowa	0	2	.000
Brian Ellerbe, Michigan*	0	2	.000
Kelvin Sampson, Indiana	0	1	.000
Dan Dakich, Indiana	0	1	.000
Jim Molinari, Minnesota	0	1	.000
Brad Soderberg, Wisconsin	0	1	.000
Doc Sadler, Nebraska	0	1	.000
Pat Chambers, Penn State	0	1	.000

Current coaches listed in bold

All-Time Record - - By Seed

Seed	2012	2011	2010	2009	2008	2007	2006	2005	2004	2003	2002	2001	2000	1999	1998	TOTAL
#1	3-0	3-0	3-0	1-1	3-0	3-0	2-1	3-0	2-1	0-1	0-1	1-1	0-1	3-0	0-1	24-8
#2	1-1	0-1	1-1	1-1	0-1	2-1	3-0	0-1	3-0	3-0	3-0	0-1	3-0	1-1	1-1	17-8
#3	2-1	0-1	0-1	3-0	0-1	0-1	0-1	2-1	1-1	0-1	1-1	0-1	0-1	0-1	2-1	9-12
#4	1-1	1-1	0-1	0-1	1-1	0-1	0-1	0-1	0-1	0-1	1-1	2-1	2-1	1-1	0-0*	8-13
#5	1-1	0-1	1-1	2-1	0-1	1-1	1-1	1-1	1-1	1-1	0-1	0-1	0-1	0-1	0-1	8-14
#6	1-1	3-1	3-1	1-1	2-1	2-1	2-1	1-1	1-1	2-1	1-1	4-0	2-1	0-0#	1-1	25-12
#7	0-1	2-1	1-1	1-1	0-1	1-1	0-1	2-1	0-1	0-1	0-1	2-1	1-1	0-1	0-1	10-14
#8	1-1	1-1	1-1	1-1	0-1	1-1	1-1	1-1	1-1	3-1	0-1	1-1	0-1	1-1	0-0#	12-13
#9	0-1	0-1	0-1	0-1	1-1	0-1	0-1	0-1	0-1	0-1	3-1	0-1	2-1	0-1	0-1	6-14
#10	1-1	0-1	0-1	0-1	3-1	0-1	1-1	0-1	1-1	1-1	1-1	0-1	0-1	0-0*	1-1	8-13
#11	0-1	0-1	0-1	0-1	0-1	0-1	0-1	0-1	0-1	0-1	0-1	0-1	0-1	3-1	0-1	3-14
#12	0-1	---	---	---	---	---	---	---	---	---	---	---	---	---	---	---

Big Ten Tournament Record - - By Team

Team	W	L	Pct.	1st	2nd
Ohio State@	19	9	.679	3	4
Illinois	23	13	.639	2	4
Michigan State	18	12	.600	3	0
Wisconsin	15	13	.536	2	2
Iowa	14	13	.519	2	1
Minnesota#	11	13	.458	0	1
Purdue	9	14	.391	1	1
Penn State	9	15	.375	0	1
Michigan*	8	13	.381	0	0
Indiana	9	15	.375	0	1
Northwestern	6	15	.286	0	0
Nebraska	0	1	.000	0	0

@ - - due to NCAA sanctions, Ohio State has vacated the records of 34 games in 1998-99, 16 games in 1999-00 and the entire 2000-01 and 2001-02 seasons.

- - 1998 and 1999 Minnesota appearances voided; record adjusted by NCAA Committee on Infractions.

* - - Due to NCAA sanctions, Michigan has vacated the records from the 1992 Final Four, the 1992-93, 1995-96, 1996-97, 1997-98 and 1998-99 seasons.



IOWA HAWKEYE BASKETBALL

All-Time Tournament Results

1998 Big Ten Tournament

(Chicago, IL)

First Round (3/5)

#8 Minnesota def. #9 Northwestern, 64-56#

#10 Wisconsin def. #7 Penn State, 52-51

#6 Indiana def. #11 Ohio State, 78-71

Quarterfinals (3/6)

#4 Michigan def. #5 Iowa, 77-66*

#8 Minnesota def. #1 Michigan State, 76-73#

#2 Illinois def. #10 Wisconsin, 66-61

#3 Purdue def. #6 Indiana, 76-71

Semifinals (3/7)

#4 Michigan def. #8 Minnesota, 85-69#*

#3 Purdue def. #2 Illinois, 68-47

Final (3/8)

#4 Michigan def. #3 Purdue, 76-67*

1999 Big Ten Tournament

(Chicago, IL)

First Round (3/4)

#8 Northwestern def. #9 Penn State, 54-44

#10 Michigan def. #7 Purdue, 79-73 (OT)*

#11 Illinois def. #6 Minnesota, 67-64#

Quarterfinals (3/5)

#4 Wisconsin def. #5 Iowa, 74-60

#1 Michigan State def. #8 Northwestern, 61-59

#2 Ohio State def. #10 Michigan, 87-69* @

#11 Illinois def. #3 Indiana, 82-66

Semifinals (3/6)

#1 Michigan State def. #4 Wisconsin, 56-41

#11 Illinois def. #2 Ohio State, 79-77 @

Final (3/7)

#1 Michigan State def. #11 Illinois, 67-50

2000 Big Ten Tournament

(Chicago, IL)

First Round (3/9)

#9 Penn State def. #8 Michigan, 76-66

#7 Iowa def. #10 Minnesota, 81-78

#6 Wisconsin def. #11 Northwestern, 51-41

Quarterfinals (3/10)

#4 Illinois def. #5 Indiana, 72-69

#9 Penn State def. #1 Ohio State, 71-66

#2 Michigan State def. #7 Iowa, 75-65

#6 Wisconsin def. #3 Purdue, 78-66

Semifinals (3/11)

#4 Illinois def. #9 Penn State, 94-84

#2 Michigan State def. #6 Wisconsin, 55-46

Final (3/12)

#2 Michigan State def. #4 Illinois, 76-61

2001 Big Ten Tournament

(Chicago, IL)

First Round (3/8)

#8 Purdue def. #9 Minnesota, 91-77

#7 Penn St. def. #10 Michigan, 82-80

#6 Iowa def. #11 Northwestern, 72-55

Quarterfinals (3/9)

#4 Indiana def. #5 Wisconsin, 64-52

#1 Illinois def. #8 Purdue, 83-66

#7 Penn State def. #2 Michigan State, 65-63

#6 Iowa def. #3 Ohio State, 75-66 @

Semifinals (3/10)

#4 Indiana def. #1 Illinois, 58-56

#6 Iowa def. #7 Penn State, 94-74

Final (3/11)

#6 Iowa def. #4 Indiana, 63-61

2002 Big Ten Tournament

(Indianapolis, IN)

First Round (3/7)

#9 Iowa def. #8 Purdue, 87-72

#10 Michigan def. #7 Northwestern, 72-51

#6 Minnesota def. #11 Penn State, 84-60

Quarterfinals (3/8)

#4 Indiana def. #5 Michigan State, 67-56

#9 Iowa def. #1 Wisconsin, 58-56

#2 Ohio State def. #10 Michigan, 75-68 @

#3 Illinois def. #6 Minnesota, 92-76

Semifinals (3/9)

#9 Iowa def. #4 Indiana, 62-60

#2 Ohio State def. #3 Illinois, 94-88 @

Final (3/10)

#2 Ohio State def. #9 Iowa, 81-64 @

2003 Big Ten Tournament

(Chicago, IL)

First Round (3/13)

#8 Ohio State def. #9 Iowa, 66-64

#10 Northwestern def. #7 Minnesota, 76-64

#6 Indiana def. #11 Penn State, 77-49

Quarterfinals (3/14)

#8 Ohio State def. #1 Wisconsin, 58-50

#5 Michigan State def. #4 Purdue, 54-42

#2 Illinois def. #10 Northwestern, 94-65

#6 Indiana def. #3 Michigan, 63-56

Semifinals (3/15)

#8 Ohio State def. #5 Michigan State, 55-54

#2 Illinois def. #6 Indiana, 73-72

Final (3/16)

#2 Illinois def. #8 Ohio State, 72-59



IOWA HAWKEYE BASKETBALL

All-Time Tournament Results

2004 Big Ten Tournament

(Indianapolis, IN)

First Round (3/11)

#8 Indiana def. #9 Ohio State, 83-69
#10 Minnesota def. #7 Purdue, 63-52
#6 Northwestern def. #11 Penn State, 57-52

Quarterfinals (3/12)

#1 Illinois def. #8 Indiana, 71-59
#5 Michigan def. #4 Iowa, 79-70
#2 Wisconsin def. #10 Minnesota, 66-52
#3 Michigan St. def. #6 Northwestern, 68-55

Semifinals (3/13)

#1 Illinois def. #5 Michigan, 74-60
#2 Wisconsin def. #3 Michigan State, 68-66

Final (3/14)

#2 Wisconsin def. #1 Illinois, 70-53

2005 Big Ten Tournament

(Chicago, IL)

First Round (3/10)

#8 Northwestern def. #9 Michigan, 58-56
#7 Iowa def. #10 Purdue, 71-52
#6 Ohio State def. #11 Penn State, 72-69

Quarterfinals (3/11)

#1 Illinois def. #8 Northwestern, 68-51
#5 Minnesota def. #4 Indiana, 71-55
#7 Iowa def. #2 Michigan State, 71-69
#3 Wisconsin def. #6 Ohio State, 60-49

Semifinals (3/12)

#1 Illinois def. #5 Minnesota, 64-56
#3 Wisconsin def. #7 Iowa, 59-56

Finals (3/13)

#1 Illinois def. #3 Wisconsin, 54-43

2006 Big Ten Tournament

(Indianapolis, IN)

First Round (3/9)

#8 Penn State def. #9 Northwestern, 60-42
#10 Minnesota def. #7 Michigan, 59-55
#6 Michigan State def. #11 Purdue, 70-58

Quarterfinals (3/10)

#1 Ohio State def. #8 Penn State, 63-56
#5 Indiana def. #4 Wisconsin, 61-56
#2 Iowa def. #10 Minnesota, 67-57
#6 Michigan State def. #3 Illinois, 61-56

Semifinals (3/11)

#2 Iowa def. #6 Michigan State, 53-48
#1 Ohio State def. #5 Indiana, 52-51

Finals (3/12)

#2 Iowa def. #1 Ohio State, 67-60

2007 Big Ten Tournament

(Chicago, IL)

First Round (3/ 8)

#8 Michigan def. #9 Minnesota, 49-40
#7 Michigan State def. #10 Northwestern, 62-57
#6 Illinois def. #11 Penn State, 66-60

Quarterfinals (3/9)

#1 Ohio State def. #8 Michigan, 72-62
#5 Purdue def. #4 Iowa, 74-55
#2 Wisconsin def. #7 Michigan State, 70-57
#6 Illinois def. #3 Indiana, 58-54 (OT)

Semifinals (3/10)

#1 Ohio State def. #5 Purdue, 63-52
#2 Wisconsin def. #6 Illinois, 53-41

Finals (3/11)

#1 Ohio State def. #2 Wisconsin, 66-49

2008 Big Ten Tournament

(Indianapolis, IN)

First Round (3/13)

#9 Michigan def. #8 Iowa, 55-47
#10 Illinois def. #7 Penn State, 64-63
#6 Minnesota def. #11 Northwestern, 55-52

Quarterfinals (3/14)

#1 Wisconsin def. #9 Michigan, 51-34
#4 Michigan State def. #5 Ohio State, 67-60
#10 Illinois def. #2 Purdue, 74-67 (OT)
#6 Minnesota def. #3 Indiana, 59-58

Semifinals (3/15)

#1 Wisconsin def. #4 Michigan State, 65-63
#10 Illinois def. #6 Minnesota, 54-40

Finals (3/16)

#1 Wisconsin def. #10 Illinois, 61-48

2009 Big Ten Tournament

(Indianapolis, IN)

First Round (3/12)

#8 Minnesota def. #9 Northwestern, 66-53
#7 Michigan def. #10 Iowa, 73-45
#6 Penn State def. #11 Indiana, 66-51

Quarterfinals (3/13)

#1 Michigan State def. #8 Minnesota, 64-56
#5 Ohio State def. #4 Wisconsin, 61-57
#2 Illinois def. #7 Michigan, 60-50
#3 Purdue def. #6 Penn State, 79-65

Semifinals (3/14)

#5 Ohio State def. #1 Michigan State, 82-70
#3 Purdue def. #2 Illinois, 66-56

Finals (3/15)

#3 Purdue def. #5 Ohio State, 65-61



IOWA HAWKEYE BASKETBALL

All-Time Tournament Results

2010 Big Ten Tournament

(Indianapolis, IN)

First Round (3/11)

#8 Michigan def. #9 Iowa, 59-52

#7 Northwestern def. #10 Indiana, 73-58

#6 Minnesota def. #11 Penn State, 76-55

Quarterfinals (3/12)

#1 Ohio State def. #8 Michigan, 69-68

#5 Illinois def. #4 Wisconsin, 58-54

#2 Purdue def. #7 Northwestern, 69-61

#6 Minnesota def. #3 Michigan State, 72-67 (OT)

Semifinals (3/13)

#1 Ohio State def. #5 Illinois, 88-81 (2OT)

#6 Minnesota def. #2 Purdue, 69-42

Finals (3/14)

#1 Ohio State def. #6 Minnesota, 90-61

2011 Big Ten Tournament

(Indianapolis, IN)

First Round (3/10)

#8 Northwestern def. #9 Minnesota, 75-65

#7 Michigan State def. #10 Iowa, 66-61

#6 Penn State def. #11 Indiana, 61-55

Quarterfinals (3/11)

#1 Ohio State def. #8 Northwestern, 67-61 (OT)

#4 Michigan def. #5 Illinois, 60-55

#7 Michigan State def. #2 Purdue, 74-56

#6 Penn State def. #3 Wisconsin, 36-33

Semifinals (3/12)

#1 Ohio State def. #4 Michigan, 68-61

#6 Penn State def. #7 Michigan State, 61-48

Finals (3/13)

#1 Ohio State def. #6 Penn State, 71-60

2012 Big Ten Tournament

(Indianapolis, IN)

First Round (3/8)

#8 Iowa def. #9 Illinois, 64-61

#5 Indiana def. #12 Penn State, 75-58

#10 Minnesota def. #7 Northwestern, 75-68 (OT)

#6 Purdue def. #11 Nebraska, 79-61

Quarterfinals (3/9)

#1 Michigan State def. #8 Iowa, 92-75

#4 Wisconsin def. #5 Indiana, 79-71

#2 Michigan def. #10 Minnesota, 73-69 (OT)

#3 Ohio State def. #6 Purdue, 88-71

Semifinals (3/10)

#1 Michigan State def. #4 Wisconsin, 65-52

#3 Ohio State def. #2 Michigan, 77-55

Finals (3/11)

#1 Michigan State def. #3 Ohio State, 68-64

- - 1998, '99 Minnesota appearances voided; record adjusted by NCAA Committee on Infractions

* - - Due to NCAA sanctions, Michigan has vacated the records from the 1992 Final Four, the 1992-93, '95-96, '96-97, '97-98 and '98-99 seasons

@ - - Due to NCAA sanctions, Ohio State has vacated the records of 34 games in 1998-99, 16 games in '99-00 and the entire '00-01 and '01-02 seasons



IOWA HAWKEYE BASKETBALL

All-Time Hawkeyes in the Big Ten Tournament

Angle, J.R.

Opponent	Date	Site	G/S	FG	Pct	3-PT	Pct	FT	Pct	OF	DE	RB	AVG	PF	PTS	AVG	A	TO	BK	S	MN/AVG
Purdue	3/10/05	CHI	1/0	0-0	.000	0-0	.000	0-0	.000	0	0	0	0.0	0	0	0.0	0	1	0	0	2/2.0
Purdue	3/9/07	CHI	1/0	1-1	1.000	0-0	.000	0-0	.000	0	0	0	0.0	0	2	2.0	0	0	0	0	3/3.0
Michigan	3/12/09	IND	1/0	0-1	.000	0-1	.000	0-0	.000	0	0	0	0.0	0	0	0.0	1	0	0	0	3/3.0
Totals			3/0	1-2	.500	0-1	.000	0-0	.000	0	0	0	0.0	0	2	0.7	1	1	0	0	8/2.7

Archie, Devon

Opponent	Date	Site	G/S	FG	Pct	3-PT	Pct	FT	Pct	OF	DE	RB	AVG	PF	PTS	AVG	A	TO	BK	S	MN/AVG
Michigan State	3/10/11	IND	1/0	0-4	.000	0-0	.000	0-0	.000	3	0	3	3.0	0	0	0.0	0	0	0	1	9/9.0

Basabe, Melsahn

Opponent	Date	Site	G/S	FG	Pct	3-PT	Pct	FT	Pct	OF	DE	RB	AVG	PF	PTS	AVG	A	TO	BK	S	MN/AVG
Michigan State	3/10/11	IND	1/1	3-5	.600	0-0	.000	0-0	.000	0	2	2	2.0	3	6	6.0	0	3	0	0	14/14.0
Illinois	3/8/12	IND	1/0	3-4	.750	0-0	.000	1-2	.500	2	2	4	4.0	2	7	7.0	0	1	1	0	18/18.0
Michigan State	3/9/12	IND	1/0	2-6	.333	0-0	.000	4-4	1.000	1	2	3	3.0	4	8	8.0	0	0	2	0	21/21.0
Totals			3/1	8-15	.533	0-0	.000	5-6	.833	3	6	9	3.0	9	21	7.0	0	4	3	0	53/17.7

Bauer, Jason

Opponent	Date	Site	G/S	FG	Pct	3-PT	Pct	FT	Pct	OF	DE	RB	AVG	PF	PTS	AVG	A	TO	BK	S	MN/AVG
Michigan	3/6/98	CHI	1/0	0-0	.000	0-0	.000	0-0	.000	0	0	0	0.0	0	0	0	0	0	0	0	1/1.0
Wisconsin	3/5/99	CHI	1/0	1-1	1.000	0-0	.000	0-0	.000	1	0	1	1.0	0	2	2.0	3	1	0	1	18/18.0
Totals			2/0	1-1	1.000	0-0	.000	0-0	.000	1	0	1	0.5	0	2	0.5	3	1	0	1	19/9.5

Bawinkel, Devan

Opponent	Date	Site	G/S	FG	Pct	3-PT	Pct	FT	Pct	OF	DE	RB	AVG	PF	PTS	AVG	A	TO	BK	S	MN/AVG
Michigan	3/12/09	IND	1/1	2-3	.667	2-3	.667	0-0	.000	0	2	2	2.0	0	6	6.0	2	2	0	1	37/37.0
Michigan	3/11/10	IND	1/0	0-1	.000	0-1	.000	0-0	.000	0	1	1	1.0	0	0	0.0	0	1	0	0	9/9.0
Totals			2/1	2-4	.500	2-4	.500	0-0	.000	0	3	3	1.5	0	6	3.0	2	3	0	1	46/23.0

Beutjer, Jon

Opponent	Date	Site	G/S	FG	Pct	3-PT	Pct	FT	Pct	OF	DE	RB	AVG	PF	PTS	AVG	A	TO	BK	S	MN/AVG
Penn State	3/10/01	CHI	1/0	0-2	.000	0-0	.000	0-0	.000	1	0	1	1.0	1	0	0.0	0	0	0	0	2/2.0

Bohall, Dan

Opponent	Date	Site	G/S	FG	Pct	3-PT	Pct	FT	Pct	OF	DE	RB	AVG	PF	PTS	AVG	A	TO	BK	S	MN/AVG
Purdue	3/9/07	CHI	1/0	0-0	.000	0-0	.000	0-0	.000	0	0	0	0.0	0	0	0.0	0	0	0	0	1/1.0
Michigan	3/13/09	IND	1/0	0-0	.000	0-0	.000	0-0	.000	0	0	0	0.0	1	0	0.0	0	0	0	0	2/2.0
Totals			2/0	0-0	.000	0-0	.000	0-0	.000	0	0	0	0.0	1	0	0.0	0	0	0	0	3/1.5

Bowen, Ryan

Opponent	Date	Site	G/S	FG	Pct	3-PT	Pct	FT	Pct	OF	DE	RB	AVG	PF	PTS	AVG	A	TO	BK	S	MN/AVG
Michigan	3/6/98	CHI	1/1	6-10	.600	1-1	1.000	6-8	.750	5	3	8	8.0	1	19	19.0	1	2	0	1	28/28.0

Boyd, Brody

Opponent	Date	Site	G/S	FG	Pct	3-PT	Pct	FT	Pct	OF	DE	RB	AVG	PF	PTS	AVG	A	TO	BK	S	MN/AVG
Northwestern	3/8/01	CHI	1/1	2-4	.500	1-3	.333	1-2	.500	0	4	4	4.0	3	6	6.0	7	5	0	2	35/35.0
Ohio State	3/9/01	CHI	1/1	2-6	.333	1-3	.333	4-4	1.000	0	1	1	1.0	4	9	9.0	3	4	0	1	31/31.0
Penn State	3/10/01	CHI	1/1	2-8	.250	2-5	.400	4-4	1.000	1	2	3	3.0	0	10	10.0	3	0	0	1	32/32.0
Indiana	3/11/01	CHI	1/1	8-12	.666	4-8	.500	2-2	1.000	0	4	4	4.0	1	22	22.0	3	1	0	1	33/33.0
Purdue	3/7/02	IND	1/0	2-5	.400	2-4	.500	0-0	.000	0	0	0	0.0	0	6	6.0	0	0	0	1	15/15.0
Wisconsin	3/8/02	IND	1/0	1-6	.166	1-4	.250	1-2	.500	0	4	4	4.0	0	4	4.0	3	0	0	2	21/21.0
Indiana	3/9/02	IND	1/0	3-6	.500	3-5	.600	1-2	.500	1	0	1	1.0	0	10	10.0	0	0	0	0	26/26.0
Ohio State	3/10/02	IND	1/0	3-6	.500	3-6	.500	0-0	.000	0	2	2	2.0	3	9	9.0	2	2	0	0	23/23.0
Ohio State	3/13/03	CHI	1/0	5-11	.454	5-11	.454	0-0	.000	2	2	4	4.0	3	15	15.0	3	2	0	1	28/28.0
Michigan	3/12/04	IND	1/0	5-11	.454	3-9	.333	0-0	.000	0	2	2	2.0	3	13	13.0	2	2	0	1	35/35.0
Totals			10/5	33-75	.440	25-58	.431	13-16	.812	4	21	25	2.5	17	104	10.4	26	16	0	10	279/27.9



IOWA HAWKEYE BASKETBALL

All-Time Hawkeyes in the Big Ten Tournament

Brommer, Andrew

Opponent	Date	Site	G/S	FG	Pct	3-PT	Pct	FT	Pct	OF	DE	RB	AVG	PF	PTS	AVG	A	TO	BK	S	MN/AVG
Michigan	3/11/10	IND	1/0	0-3	.000	0-0	.000	0-0	.000	0	2	2	2.0	2	0	0.0	0	0	1	0	12/12.0
Michigan State	3/10/11	IND	1/0	1-3	.333	0-0	.000	0-0	.000	1	2	3	3.0	1	2	2.0	0	1	0	0	10/10.0
Illinois	3/8/12	IND	1/0	0-1	.000	0-0	.000	1-2	.500	1	0	1	1.0	0	1	1.0	1	0	0	0	9/9.0
Michigan State	3/9/12	IND	1/0	0-0	.000	0-0	.000	0-0	.000	0	0	0	0.0	3	0	0.0	0	1	1	1	6/6.0
Totals			4/0	1-7	.143	0-0	.000	1-2	.500	2	4	6	1.5	6	3	0.8	1	2	2	1	37/9.3

Brownlee, Jack

Opponent	Date	Site	G/S	FG	Pct	3-PT	Pct	FT	Pct	OF	DE	RB	AVG	PF	PTS	AVG	A	TO	BK	S	MN/AVG
Michigan	3/12/04	IND	1/0	0-0	.000	0-0	.000	0-0	.000	0	0	0	0.0	1	0	0.0	0	0	0	0	5/5.0
Purdue	3/10/05	CHI	1/0	1-2	.500	0-1	.000	0-1	.000	0	0	0	0.0	1	2	2.0	3	0	0	1	9/9.0
Michigan State	3/11/05	CHI	1/0	0-0	.000	0-0	.000	1-2	.500	0	1	1	1.0	1	1	1.0	0	0	0	0	2/2.0
Wisconsin	3/12/05	CHI	1/0	0-0	.000	0-0	.000	0-0	.000	1	0	1	1.0	1	0	0.0	1	1	0	0	5/5.0
Totals			4/0	1-2	.500	0-1	.000	1-3	.333	1	1	2	0.5	1	3	0.7	4	1	0	1	21/5.2

Brunner, Greg

Opponent	Date	Site	G/S	FG	Pct	3-PT	Pct	FT	Pct	OF	DE	RB	AVG	PF	PTS	AVG	A	TO	BK	S	MN/AVG
Ohio State	3/13/03	CHI	1/1	4-5	.800	0-1	.000	2-3	.666	1	1	2	2.0	2	10	10.0	1	2	1	0	25/25.0
Michigan	3/12/04	IND	1/1	4-8	.500	1-3	.333	1-7	.143	2	9	11	11.0	4	10	10.0	2	2	4	2	38/38.0
Purdue	3/10/05	CHI	1/1	3-8	.375	1-2	.500	2-3	.666	5	4	9	9.0	2	9	9.0	2	3	0	0	26/26.0
Michigan St.	3/11/05	CHI	1/1	6-11	.545	0-0	.000	5-9	.555	1	6	7	7.0	4	17	17.0	1	4	2	1	34/34.0
Wisconsin	3/12/05	CHI	1/1	7-12	.583	0-1	.000	4-5	.800	2	5	7	7.0	1	18	18.0	1	3	2	0	36/36.0
Minnesota	3/10/06	IND	1/0	5-9	.555	0-1	.000	6-9	.666	0	0	0	0.0	3	16	16.0	0	3	2	2	34/34.0
Michigan St.	3/11/06	IND	1/0	4-10	.400	0-1	.000	4-5	.500	1	4	5	5.0	2	12	12.0	2	2	1	0	33/33.0
Ohio State	3/12/06	IND	1/0	3-1	.300	0-1	.000	4-7	.571	3	5	8	8.0	4	10	10.0	3	4	0	0	34/34.0
Totals			8/5	36-73	.493	2-10	.200	28-48	.583	15	34	49	6.1	22	102	12.7	12	24	12	5	260/32.5

Cartwright, Bryce

Opponent	Date	Site	G/S	FG	Pct	3-PT	Pct	FT	Pct	OF	DE	RB	AVG	PF	PTS	AVG	A	TO	BK	S	MN/AVG
Michigan State	3/10/11	IND	1/1	5-15	.333	1-2	.500	3-3	1.000	3	4	7	7.0	1	14	14.0	6	3	0	0	33/33.0
Illinois	3/8/12	IND	1/1	2-7	.286	0-1	.000	1-2	.500	1	2	3	3.0	1	5	5.0	7	2	1	1	33/33.0
Michigan State	3/9/12	IND	1/1	0-5	.000	0-0	.000	0-0	.000	0	0	0	0.0	2	0	0.0	6	2	0	2	20/20.0
Totals			3/3	7-27	.259	1-3	.333	4-5	.800	4	6	10	13.3	4	19	6.3	19	7	1	3	86/28.7

Cole, Jaryd

Opponent	Date	Site	G/S	FG	Pct	3-PT	Pct	FT	Pct	OF	DE	RB	AVG	PF	PTS	AVG	A	TO	BK	S	MN/AVG
Michigan	3/12/09	IND	1/1	2-5	.400	0-0	.000	4-4	1.000	1	2	3	3.0	3	8	8.0	0	2	0	0	24/24.0
Michigan	3/11/10	IND	1/1	2-5	.400	0-0	.000	0-1	.000	3	3	6	6.0	3	4	4.0	2	4	2	1	23/23.0
Michigan State	3/10/11	IND	1/1	2-6	.333	0-0	.000	4-7	.571	2	4	6	6.0	3	8	8.0	1	3	1	1	36/36.0
Totals			3/3	6-16	.375	0-0	.000	8-12	.667	6	9	15	5.0	9	20	6.7	3	9	3	2	83/27.7

Cougill, Brennan

Opponent	Date	Site	G/S	FG	Pct	3-PT	Pct	FT	Pct	OF	DE	RB	AVG	PF	PTS	AVG	A	TO	BK	S	MN/AVG
Michigan	3/11/10	IND	1/0	1-1	.100	0-0	.000	0-0	.000	2	0	2	2.0	0	2	1	0	0	0	0	6/6.0

Crawford, Josh

Opponent	Date	Site	G/S	FG	Pct	3-PT	Pct	FT	Pct	OF	DE	RB	AVG	PF	PTS	AVG	A	TO	BK	S	MN/AVG
Purdue	3/9/07	CHI	1/0	0-0	.000	0-0	.000	0-0	.000	0	0	0	0.0	0	0	0.0	0	0	0	0	1/1.0

Davis, Jermain

Opponent	Date	Site	G/S	FG	Pct	3-PT	Pct	FT	Pct	OF	DE	RB	AVG	PF	PTS	AVG	A	TO	BK	S	MN/AVG
Michigan	3/12/09	IND	1/0	0-2	.000	0-1	.000	0-0	.000	0	2	2	2.0	0	0	0.0	1	0	1	0	17/17.0

Davis, Ricky

Opponent	Date	Site	G/S	FG	Pct	3-PT	Pct	FT	Pct	OF	DE	RB	AVG	PF	PTS	AVG	A	TO	BK	S	MN/AVG
Michigan	3/6/98	CHI	1/1	5-13	.000	0-3	.000	3-4	.750	1	4	5	5.0	3	13	13.0	1	3	0	2	36/36.0



IOWA HAWKEYE BASKETBALL

All-Time Hawkeyes in the Big Ten Tournament

Evans, Reggie

Opponent	Date	Site	G/S	FG	Pct	3-PT	Pct	FT	Pct	OF	DE	RB	AVG	PF	PTS	AVG	A	TO	BK	S	MN/AVG
Northwestern	3/8/01	CHI	1/1	8-12	.666	0-0	.000	4-6	.666	4	10	14	14.0	1	20	20.0	3	4	0	0	36/36.0
Ohio State	3/9/10	CHI	1/1	2-5	.400	0-0	.000	2-5	.400	2	6	8	8.0	3	6	6.0	3	4	3	0	31/31.0
Penn State	3/10/01	CHI	1/1	9-14	.643	0-0	.000	12-17	.706	6	12	18	18.0	2	30	30.0	1	1	1	0	34/34.0
Indiana	3/11/01	CHI	1/1	2-5	.400	0-0	.000	4-4	1.000	1	10	11	11.0	4	8	8.0	1	2	2	0	38/38.0
Purdue	3/7/02	IND	1/1	6-10	.600	0-0	.000	7-12	.583	8	10	18	18.0	3	19	19.0	1	2	0	3	37/37.0
Wisconsin	3/8/02	IND	1/1	2-6	.333	0-0	.000	0-1	.000	0	8	8	8.0	4	4	4.0	0	3	1	1	35/35.0
Indiana	3/9/02	IND	1/1	2-10	.200	0-0	.000	7-12	.583	4	6	10	10.0	3	11	11.0	1	4	0	2	39/39.0
Ohio State	3/10/02	IND	1/1	4-9	.444	0-0	.000	5-6	.833	2	6	8	8.0	4	13	13.0	1	3	0	1	34/34.0
Totals			8/8	35-71	.493	0-0	.000	41-63	.651	27	68	95	11.8	24	111	13.8	11	23	7	7	284/35.5

Fermino, Joe

Opponent	Date	Site	G/S	FG	Pct	3-PT	Pct	FT	Pct	OF	DE	RB	AVG	PF	PTS	AVG	A	TO	BK	S	MN/AVG
Minnesota	3/9/00	CHI	1/0	1-1	1.000	0-0	.000	1-1	1.000	0	1	1	1.0	1	3	3.0	0	0	0	0	4/4.0
Michigan State	3/10/00	CHI	1/0	0-0	.000	0-0	.000	0-0	.000	0	0	0	0.0	0	0	0.0	0	0	0	0	3/3.0
Totals			2/0	1-1	1.000	0-0	.000	1-1	1.000	0	1	1	0.5	1	3	1.5	0	0	0	0	7/3.5

Freeman, Tony

Opponent	Date	Site	G/S	FG	Pct	3-PT	Pct	FT	Pct	OF	DE	RB	AVG	PF	PTS	AVG	A	TO	BK	S	MN/AVG
Minnesota	3/10/06	IND	1/0	0-4	.000	0-2	.000	0-0	.000	0	0	0	0.0	0	0	0.0	1	1	0	0	7/7.0
Michigan St.	3/11/06	IND	1/0	0-0	.000	0-0	.000	0-0	.000	0	1	1	1.0	0	0	0.0	1	1	0	1	13/13.0
Ohio State	3/12/06	IND	1/0	2-2	1.000	1-1	1.000	0-0	.000	0	3	3	3.0	1	5	5.0	1	0	0	0	16/16.0
Purdue	3/6/07	CHI	1/1	3-9	.333	0-3	.000	5-7	7.14	1	3	4	4.0	3	11	11.0	3	0	1	2	33/33.0
Michigan	3/13/08	IND	1/1	3-9	.333	0-5	.000	3-4	.750	0	2	2	2.0	2	9	9.0	0	2	1	0	32/32.0
Totals			5/2	8-24	.333	1-11	.091	8-11	.727	1	9	10	2.0	6	25	5.0	6	4	2	3	101/20.2

Fuller, Aaron

Opponent	Date	Site	G/S	FG	Pct	3-PT	Pct	FT	Pct	OF	DE	RB	AVG	PF	PTS	AVG	A	TO	BK	S	MN/AVG
Michigan	3/12/09	IND	1/1	3-8	.375	1-5	.200	0-0	.000	5	1	6	6.0	1	7	7.0	0	2	0	0	25/25.0
Michigan	3/11/10	IND	1/1	5-10	.500	0-0	.000	0-0	.000	4	9	13	13.0	3	10	10.0	0	2	1	0	39/39.0
Totals			2/2	8/18	.444	1-5	.200	0-0	.000	9	10	19	9.5	4	17	8.5	0	4	1	0	64/32.0

Galloway, Kyle

Opponent	Date	Site	G/S	FG	Pct	3-PT	Pct	FT	Pct	OF	DE	RB	AVG	PF	PTS	AVG	A	TO	BK	S	MN/AVG
Michigan	3/6/98	CHI	1/0	1-5	.200	1-5	.200	0-0	.000	0	1	1	1.0	1	3	3.0	1	1	0	0	13/13.0
Minnesota	3/9/00	CHI	1/0	7-9	.777	5-7	.714	11-11	1.000	2	1	3	3.0	2	30	30.0	4	0	0	1	27/27.0
Michigan St.	3/10/00	CHI	1/0	1-6	.166	1-4	.250	0-0	.000	0	2	2	2.0	3	3	3.0	3	1	0	0	27/27.0
Northwestern	3/8/01	CHI	1/0	0-0	.000	0-0	.000	0-0	.000	0	1	1	1.0	0	0	0.0	1	1	0	0	5/5.0
Ohio State	3/9/01	CHI	1/0	0-0	.000	0-0	.000	0-0	.000	0	0	0	0.0	1	0	0.0	0	0	0	0	3/3.0
Penn State	3/10/01	CHI	1/0	0-0	.000	0-0	.000	0-0	.000	0	0	0	0.0	0	0	0.0	0	0	0	0	3/3.0
Totals			6/0	9-22	.409	7-16	.437	11-11	1.000	2	5	7	1.1	7	36	6.0	9	3	0	1	78/13.0

Gatens, Matt

Opponent	Date	Site	G/S	FG	Pct	3-PT	Pct	FT	Pct	OF	DE	RB	AVG	PF	PTS	AVG	A	TO	BK	S	MN/AVG
Michigan	3/12/09	IND	1/1	1-10	.100	0-3	.000	0-0	.000	1	1	2	2.0	2	2	2.0	1	4	0	3	31/31.0
Michigan	3/11/10	IND	1/1	3-10	.333	0-5	.000	1-1	1.000	0	4	4	4.0	4	7	7.0	4	3	0	2	34/34.0
Michigan State	3/10/11	IND	1/1	5-10	.500	1-3	.333	2-2	1.000	0	2	2	2.0	3	13	13.0	1	0	0	1	35/35.0
Illinois	3/8/12	IND	1/1	7-12	.583	2-5	.400	4-4	1.000	0	3	3	3.0	2	20	20.0	1	2	0	1	36/36.0
Michigan State	3/9/12	IND	1/1	1-6	.167	1-4	.250	7-7	1.000	1	0	1	1.0	2	10	10.0	4	1	0	1	38/38.0
Totals			5/5	17-48	.354	4-20	.200	14-14	1.000	2	10	12	2.4	13	52	10.4	11	10	0	8	174/34.8

Gomes, Marcelo

Opponent	Date	Site	G/S	FG	Pct	3-PT	Pct	FT	Pct	OF	DE	RB	AVG	PF	PTS	AVG	A	TO	BK	S	MN/AVG
Minnesota	3/9/00	CHI	1/0	0-0	.000	0-0	.000	0-0	.000	0	0	0	0.0	0	0	0.0	0	0	0	0	1/1.0



IOWA HAWKEYE BASKETBALL

All-Time Hawkeyes in the Big Ten Tournament

Gorney, Seth

Opponent	Date	Site	G/S	FG	Pct	3-PT	Pct	FT	Pct	OF	DE	RB	AVG	PF	PTS	AVG	A	TO	BK	S	MN/AVG
Purdue	3/10/05	CHI	1/0	0-0	.000	0-0	.000	0-0	.000	0	0	0	0.0	2	0	0.0	0	0	0	0	3/3.0
Wisconsin	3/12/05	CHI	1/0	0-0	.000	0-0	.000	0-0	.000	0	0	0	0.0	0	0	0.0	0	0	0	0	1/1.0
Michigan St.	3/11/05	IND	1/0	0-0	.000	0-0	.000	0-0	.000	0	1	1	1.0	0	0	0.0	0	0	0	0	4/4.0
Purdue	3/9/07	CHI	1/0	1-3	.333	0-0	.000	0-0	.000	0	0	0	0.0	1	2	2.0	0	2	0	1	12/12.0
Michigan	3/13/08	IND	1/1	1-6	.166	0-0	.000	2-2	1.000	2	6	8	8.0	3	4	4.0	1	0	0	0	37/37.0
Totals			5/1	2-9	.222	0-0	.000	2-2	1.000	2	7	9	1.8	6	6	1.2	1	2	0	1	57/11.4

Griffin, Rob

Opponent	Date	Site	G/S	FG	Pct	3-PT	Pct	FT	Pct	OF	DE	RB	AVG	PF	PTS	AVG	A	TO	BK	S	MN/AVG
Minnesota	3/9/00	CHI	1/1	5-14	.357	3-6	.500	1-4	.250	2	0	2	2.0	2	14	14.0	2	1	0	0	33/33.0
Michigan St.	3/10/00	CHI	1/1	4-13	.308	1-5	.200	3-4	.750	2	4	6	6.0	4	12	12.0	4	1	0	0	32/32.0
Totals			2/2	9-27	.333	4-11	.363	4-8	.500	4	4	8	4.0	6	26	13.0	6	2	0	0	65/32.5

Haluska, Adam

Opponent	Date	Site	G/S	FG	Pct	3-PT	Pct	FT	Pct	OF	DE	RB	AVG	PF	PTS	AVG	A	TO	BK	S	MN/AVG
Purdue	3/10/05	CHI	1/1	6-12	.500	3-6	.500	2-3	.666	2	4	6	6.0	1	17	17.0	5	2	0	1	33/33.0
Michigan St.	3/11/05	CHI	1/1	3-8	.375	1-3	.333	3-3	1.000	2	3	5	5.0	5	10	10.0	3	2	0	1	37/37.0
Wisconsin	3/12/05	CHI	1/1	4-8	.500	2-6	.333	0-1	.000	0	3	3	3.0	2	10	10.0	3	2	1	0	36/36.0
Minnesota	3/10/06	IND	1/1	3-6	.500	1-3	.333	0-0	.000	0	4	4	4.0	2	7	7.0	1	6	1	1	36/36.0
Michigan St.	3/11/06	IND	1/1	1-8	.125	0-3	.000	7-8	.875	1	4	5	5.0	2	9	9.0	1	0	0	2	31/31.0
Ohio State	3/12/06	IND	1/1	5-12	.416	2-5	.400	3-4	.750	0	8	8	8.0	4	15	15.0	2	1	0	0	35/35.0
Purdue	3/9/07	CHI	1/1	4-16	.250	1-5	.200	5-7	.714	1	5	6	6.0	2	14	14.0	3	1	0	1	35/35.0
Totals			7/7	26-70	.371	10-31	.322	20-26	.769	6	31	37	5.3	19	82	11.7	18	14	2	6	253/34.7

Hansen, Ere

Opponent	Date	Site	G/S	FG	Pct	3-PT	Pct	FT	Pct	OF	DE	RB	AVG	PF	PTS	AVG	A	TO	BK	S	MN/AVG
Michigan	3/12/04	IND	1/0	3-4	.750	0-0	.000	0-0	.000	1	3	4	4.0	4	6	6.0	0	1	2	0	21/21.0
Purdue	3/10/05	CHI	1/1	3-6	.500	0-0	.000	1-3	.333	3	3	6	6.0	2	7	7.0	1	0	2	0	20/20.0
Michigan St.	3/11/05	CHI	1/1	0-1	.000	0-0	.000	2-2	1.000	0	1	1	1.0	5	2	2.0	0	1	0	1	9/9.0
Wisconsin	3/12/05	CHI	1/1	2-4	.500	0-0	.000	5-6	.833	2	4	6	6.0	3	9	9.0	0	2	3	1	24/24.0
Minnesota	3/10/06	IND	1/1	3-3	1.000	0-0	.000	3-3	1.000	1	7	8	8.0	3	9	9.0	2	1	3	0	20/20.0
Michigan St.	3/11/06	IND	1/1	1-3	.333	0-0	.000	1-2	.500	1	3	4	4.0	5	3	3.0	0	2	3	0	18/18.0
Ohio State	3/12/06	IND	1/1	5-8	.625	0-0	.000	0-0	.000	2	3	5	5.0	2	10	10.0	0	1	2	1	22/22.0
Totals			7/6	17-29	.586	0-0	.000	12-16	.750	10	24	34	4.8	24	46	6.5	3	8	15	3	134/19.0

Henderson, Duez

Opponent	Date	Site	G/S	FG	Pct	3-PT	Pct	FT	Pct	OF	DE	RB	AVG	PF	PTS	AVG	A	TO	BK	S	MN/AVG
Wisconsin	3/5/99	CHI	1/0	0-3	.000	0-2	.000	0-0	.000	1	1	2	2.0	0	0	0.0	0	0	0	0	3/3.0
Minnesota	3/9/00	CHI	1/1	1-5	.200	0-0	.000	5-6	.833	2	2	4	4.0	4	7	7.0	2	0	0	0	27/27.0
Michigan St.	3/10/00	CHI	1/1	2-7	.286	0-0	.000	1-2	.500	2	7	9	9.0	2	5	5.0	1	1	0	0	29/29.0
Northwestern	3/8/01	CHI	1/1	4-4	1.000	1-1	1.000	2-2	1.000	1	6	7	7.0	2	11	11.0	1	3	0	1	31/31.0
Ohio State	3/9/01	CHI	1/1	4-6	.666	1-1	1.000	1-3	.333	1	3	4	4.0	4	10	10.0	1	1	1	0	27/27.0
Penn State	3/10/01	CHI	1/1	5-5	1.000	1-1	1.000	2-3	.666	2	2	4	4.0	3	13	13.0	2	3	0	1	25/25.0
Indiana	3/11/01	CHI	1/1	3-7	.429	1-3	.333	0-2	.000	2	3	5	5.0	2	7	7.0	2	1	0	1	33/33.0
Purdue	3/7/02	IND	1/0	0-0	.000	0-0	.000	0-0	.000	0	1	1	1.0	1	0	0.0	1	0	0	0	7/7.0
Wisconsin	3/8/02	IND	1/0	1-1	1.000	0-0	.000	1-1	1.000	1	0	1	1.0	2	3	3.0	0	2	0	1	16/16.0
Indiana	3/9/02	IND	1/0	1-3	.333	0-0	.000	2-2	1.000	2	0	2	2.0	3	4	4.0	0	1	0	0	14/14.0
Ohio State	3/10/02	IND	1/0	1-4	.250	0-3	.000	0-0	.000	0	0	0	0.0	2	2	2.0	2	0	0	0	10/10.0
Totals			11/6	22-45	.488	4-11	.363	14-21	.667	14	25	39	3.5	25	62	5.6	12	12	1	4	222/20.2



IOWA HAWKEYE BASKETBALL

All-Time Hawkeyes in the Big Ten Tournament

Henderson, Mike

Opponent	Date	Site	G/S	FG	Pct	3-PT	Pct	FT	Pct	OF	DE	RB	AVG	PF	PTS	AVG	A	TO	BK	S	MN/AVG
Purdue	3/10/05	CHI	1/1	5-9	.555	1-2	.500	0-0	.000	1	0	1	1.0	0	11	11.0	1	3	1	2	29/29.0
Michigan St.	3/11/05	CHI	1/1	6-10	.600	0-0	.000	5-6	.833	0	5	5	5.0	0	17	17.0	1	1	0	1	37/37.0
Wisconsin	3/12/05	CHI	1/1	3-6	.500	0-1	.000	1-1	1.000	1	4	5	5.0	4	7	7.0	1	2	0	1	32/32.0
Minnesota	3/10/06	IND	1/1	2-4	.500	1-1	1.000	0-2	.000	1	1	2	2.0	4	5	5.0	3	2	0	1	33/33.0
Michigan St.	3/11/06	IND	1/1	3-6	.500	0-0	.000	5-5	1.000	0	4	4	4.0	2	11	11.0	2	4	1	3	36/36.0
Ohio State	3/12/06	IND	1/1	3-7	.429	1-1	1.000	0-0	.000	0	2	2	2.0	2	7	7.0	0	1	0	1	30/30.0
Purdue	3/9/07	CHI	1/0	1-2	.500	0-0	.000	0-2	.000	0	0	0	0.0	1	2	2.0	2	2	0	0	18/18.0
Totals			7/6	23-44	.522	3-5	.600	11-16	.687	3	16	19	2.7	13	60	8.5	10	15	2	9	215/30.7

Hogan, Ryan

Opponent	Date	Site	G/S	FG	Pct	3-PT	Pct	FT	Pct	OF	DE	RB	AVG	PF	PTS	AVG	A	TO	BK	S	MN/AVG
Purdue	3/7/02	IND	1/0	0-1	.000	0-1	.000	1-2	.500	0	1	1	1.0	1	1	1.0	0	0	0	0	6/6.0
Wisconsin	3/8/02	IND	1/0	0-0	.000	0-0	.000	0-0	.000	0	0	0	0.0	2	0	0.0	2	1	0	0	4/4.0
Indiana	3/9/02	IND	1/0	0-2	.000	0-1	.000	0-0	.000	0	0	0	0.0	2	0	0.0	0	0	0	0	2/2.0
Ohio State	3/10/02	IND	1/0	1-3	.333	0-2	.000	1-1	1.000	1	0	1	1.0	1	3	3.0	0	0	0	0	6/6.0
Totals			4/0	1-6	.166	0-4	.000	2-3	.667	1	1	2	0.5	6	4	1.0	2	1	0	0	18/4.5

Horner, Jeff

Opponent	Date	Site	G/S	FG	Pct	3-PT	Pct	FT	Pct	OF	DE	RB	AVG	PF	PTS	AVG	A	TO	BK	S	MN/AVG
Ohio State	3/13/03	CHI	1/1	0-6	.000	0-5	.000	0-0	.000	0	1	1	1.0	3	0	0.0	8	1	0	1	32/32.0
Michigan	3/12/04	IND	1/1	3-15	.200	2-8	.250	2-2	1.000	2	3	5	5.0	3	10	10.0	4	1	0	2	37/37.0
Purdue	3/10/05	CHI	1/1	4-10	.400	4-7	.571	4-6	.666	0	6	6	6.0	2	16	16.0	8	1	1	0	33/33.0
Michigan St.	3/11/05	CHI	1/1	6-16	.375	4-11	.364	0-0	.000	2	1	3	3.0	4	16	16.0	4	7	2	2	39/39.0
Wisconsin	3/12/05	CHI	1/1	4-12	.333	2-8	.250	2-2	1.000	0	3	3	3.0	1	12	12.0	6	2	0	0	39/39.0
Minnesota	3/10/06	IND	1/1	8-13	.615	6-9	.666	4-6	.666	1	5	6	6.0	1	26	26.0	6	3	0	5	40/40.0
Michigan St.	3/11/06	IND	1/1	4-12	.333	2-6	.333	4-4	1.000	0	3	3	3.0	0	14	14.0	2	3	0	0	40/40.0
Ohio State	3/12/06	IND	1/1	7-14	.500	2-8	.250	0-0	.000	0	5	5	5.0	2	16	16.0	10	2	0	0	38/38.0
Totals			8/8	36-98	.367	22-62	.354	16-20	.800	5	27	32	4.0	16	110	13.7	48	20	3	10	298/37.3

Jaacks, Jacob

Opponent	Date	Site	G/S	FG	Pct	3-PT	Pct	FT	Pct	OF	DE	RB	AVG	PF	PTS	AVG	A	TO	BK	S	MN/AVG
Wisconsin	3/5/99	CHI	1/0	0-2	.000	0-2	.000	0-2	.000	2	1	3	3.0	4	0	0.0	1	2	0	0	14/14.0
Minnesota	3/9/00	CHI	1/1	6-10	.600	1-3	.333	5-6	.833	2	4	6	6.0	4	18	18.0	0	2	0	0	34/34.0
Michigan St.	3/10/00	CHI	1/1	4-9	.444	1-2	.500	0-2	.000	3	5	8	8.0	5	9	9.0	0	2	0	0	23/23.0
Totals			3/2	10-21	.476	2-7	.286	5-10	.500	7	10	17	5.6	13	27	9.0	1	6	0	0	71/23.6

Johnson, Justin

Opponent	Date	Site	G/S	FG	Pct	3-PT	Pct	FT	Pct	OF	DE	RB	AVG	PF	PTS	AVG	A	TO	BK	S	MN/AVG
Purdue	3/9/07	CHI	1/0	1-2	.500	0-1	.000	0-2	.000	0	1	1	1.0	4	2	2.0	1	2	1	0	21/21.0
Michigan	3/13/08	IND	1/1	2-12	.166	1-9	.111	0-0	.000	0	4	4	4.0	1	5	5.0	2	2	0	1	37/37.0
Totals			2/1	3-14	.214	1-10	.100	0-2	.000	0	5	5	2.5	5	7	3.5	3	4	1	1	58/26.0

Kelly, Jake

Opponent	Date	Site	G/S	FG	Pct	3-PT	Pct	FT	Pct	OF	DE	RB	AVG	PF	PTS	AVG	A	TO	BK	S	MN/AVG
Michigan	3/13/08	IND	1/1	5-11	.454	1-2	.500	0-0	.000	0	1	1	1.0	4	11	11.0	0	4	0	1	36/36.0
Michigan	3/12/09	IND	1/1	3-11	.273	1-4	.250	3-4	.750	0	7	7	7.0	4	10	10.0	2	5	0	0	37/37.0
Totals			2/2	8-22	.364	2-6	.333	3-4	.750	0	8	8	4.0	8	21	10.5	2	9	0	1	73/36.5

Kim, Josh

Opponent	Date	Site	G/S	FG	Pct	3-PT	Pct	FT	Pct	OF	DE	RB	AVG	PF	PTS	AVG	A	TO	BK	S	MN/AVG
Ohio State	3/13/03	CHI	1/0	0-0	.000	0-0	.000	0-0	.000	0	0	0	0.0	1	0	0.0	2	0	0	0	6/6.0



IOWA HAWKEYE BASKETBALL

All-Time Hawkeyes in the Big Ten Tournament

Koch, J.R.

Opponent	Date	Site	G/S	FG	Pct	3-PT	Pct	FT	Pct	OF	DE	RB	AVG	PF	PTS	AVG	A	TO	BK	S	MN/AVG
Michigan	3/6/98	CHI	1/0	0-2	.000	0-1	.000	2-2	1.000	1	2	3	3.0	2	2	2.0	0	0	0	0	7/7/0
Wisconsin	3/5/99	CHI	1/1	3-6	.500	0-1	.000	0-0	.000	1	3	4	4.0	1	6	6.0	1	4	1	1	25/25.0
Totals			2/1	3-8	.375	0-2	.000	2-2	1.000	2	5	7	3.5	3	8	4.0	1	4	1	1	32/16.0

Leslie, Chauncey

Opponent	Date	Site	G/S	FG	Pct	3-PT	Pct	FT	Pct	OF	DE	RB	AVG	PF	PTS	AVG	A	TO	BK	S	MN/AVG
Purdue	3/7/02	IND	1/1	4-8	.500	1-2	.500	0-0	.000	0	0	0	0.0	4	9	9.0	2	1	0	0	23/23.0
Wisconsin	3/8/02	IND	1/1	2-5	.400	0-1	.000	1-2	.500	0	1	1	1.0	2	5	5.0	0	2	0	3	19/19.0
Indiana	3/9/02	IND	1/1	1-3	.333	0-0	.000	3-3	1.000	0	3	3	3.0	0	5	5.0	1	2	0	0	23/23.0
Ohio State	3/10/02	IND	1/1	2-5	.400	0-2	.000	0-0	.000	0	2	2	2.0	2	4	4.0	1	4	0	1	19/19.0
Ohio State	3/13/03	CHI	1/1	7-13	.538	1-4	.250	0-0	.000	3	4	7	7.0	3	15	15.0	3	4	1	0	38/38.0
Totals			5/5	16-34	.470	2-9	.222	4-5	.800	3	10	13	2.6	11	38	7.6	7	13	1	4	122/24.4

Lickliter, John

Opponent	Date	Site	G/S	FG	Pct	3-PT	Pct	FT	Pct	OF	DE	RB	AVG	PF	PTS	AVG	A	TO	BK	S	MN/AVG
Michigan	3/11/10	IND	1/0	0-0	.000	0-0	.000	0-0	.000	0	0	0	0.0	1	0	0.0	0	0	0	0	2/2.0

Looby, Kurt

Opponent	Date	Site	G/S	FG	Pct	3-PT	Pct	FT	Pct	OF	DE	RB	AVG	PF	PTS	AVG	A	TO	BK	S	MN/AVG
Purdue	3/9/07	CHI	1/1	2-5	.400	0-0	.000	0-0	.000	4	2	6	6.0	4	4	4.0	0	3	5	1	21/21.0
Michigan	3/13/08	IND	1/0	0-0	.000	0-0	.000	0-0	.000	0	0	0	0.0	0	0	0.0	0	1	0	0	4/4.0
Totals			2/1	2-5	.400	0-0	.000	0-0	.000	4	2	6	3.0	4	4	2.0	0	4	5	1	25/12.5

Luehrsman, Ryan

Opponent	Date	Site	G/S	FG	Pct	3-PT	Pct	FT	Pct	OF	DE	RB	AVG	PF	PTS	AVG	A	TO	BK	S	MN/AVG
Michigan	3/6/98	CHI	1/0	2-6	.333	2-4	.500	0-0	.000	1	1	2	2.0	2	6	6.0	3	1	0	0	19/19.0
Wisconsin	3/5/99	CHI	1/0	1-3	.333	0-0	.000	1-2	.500	0	3	3	3.0	4	3	3.0	5	1	0	2	23/23.0
Totals			2/0	3-9	.333	2-4	.500	1-2	.500	1	4	5	2.5	6	9	4.5	8	2	0	2	32/16.0

Marble, Roy Devyn

Opponent	Date	Site	G/S	FG	Pct	3-PT	Pct	FT	Pct	OF	DE	RB	AVG	PF	PTS	AVG	A	TO	BK	S	MN/AVG
Michigan State	3/10/11	IND	1/0	2-4	.500	0-0	.000	2-2	1.000	0	0	0	0.0	1	6	6.0	1	2	0	2	27/27.0
Illinois	3/8/12	IND	1/1	2-6	.333	1-2	.500	0-1	.000	2	1	3	3.0	0	5	5.0	3	1	0	2	28/28.0
Michigan State	3/9/12	IND	1/1	5-10	.500	1-2	.500	2-3	.667	0	4	4	4.0	0	13	13.0	3	1	0	0	29/29.0
Totals			3/2	9-20	.450	2-4	.500	4-6	.667	2	5	7	2.3	1	24	8.0	7	4	0	4	84/28.0

May, Eric

Opponent	Date	Site	G/S	FG	Pct	3-PT	Pct	FT	Pct	OF	DE	RB	AVG	PF	PTS	AVG	A	TO	BK	S	MN/AVG
Michigan	3/11/10	IND	1/1	2-10	.200	0-4	.000	0-0	.000	1	2	3	3.0	1	4	4.0	1	0	0	0	36/36.0
Michigan State	3/10/11	IND	1/0	2-4	.500	1-2	.500	2-3	.667	1	2	3	3.0	1	7	7.0	2	1	0	3	21/21.0
Illinois	3/8/12	IND	1/0	0-2	.000	0-0	.000	0-0	.000	1	0	1	1.0	0	0	0.0	0	0	0	0	6/6.0
Michigan State	3/9/12	IND	1/0	0-0	.000	0-0	.000	0-0	.000	0	0	0	0.0	0	0	0.0	0	0	0	0	6/6.0
Totals			4/1	4-16	.250	1-6	.167	2-3	.667	3	4	7	1.8	1	11	2.8	3	1	0	3	49/12.3

McCabe, Zach

Opponent	Date	Site	G/S	FG	Pct	3-PT	Pct	FT	Pct	OF	DE	RB	AVG	PF	PTS	AVG	A	TO	BK	S	MN/AVG
Michigan State	3/10/11	IND	1/0	2-5	.400	1-2	.500	0-0	.000	3	1	4	4.0	2	5	5.0	0	0	0	0	13/13.0
Illinois	3/8/12	IND	1/1	1-8	.125	0-4	.000	3-4	.750	2	4	6	6.0	0	5	5.0	1	0	1	2	25/25.0
Michigan State	3/9/12	IND	1/1	4-9	.444	3-4	.750	2-2	1.000	1	5	6	6.0	3	13	13.0	1	0	1	1	29/29.0
Totals			3/2	7-22	.318	4-10	.400	5-6	.833	6	10	16	5.3	5	23	7.7	2	0	2	3	67/22.3

Moore, Darryl

Opponent	Date	Site	G/S	FG	Pct	3-PT	Pct	FT	Pct	OF	DE	RB	AVG	PF	PTS	AVG	A	TO	BK	S	MN/AVG
Michigan	3/6/98	CHI	1/1	2-6	.333	0-1	.000	2-2	1.000	4	3	7	7.0	3	6	6.0	3	1	0	1	27/27.0



IOWA HAWKEYE BASKETBALL

All-Time Hawkeyes in the Big Ten Tournament

McCausland, Kent

Opponent	Date	Site	G/S	FG	Pct	3-PT	Pct	FT	Pct	OF	DE	RB	AVG	PF	PTS	AVG	A	TO	BK	S	MN/AVG
Michigan	3/6/98	CHI	1/1	3-7	.429	2-6	.333	0-0	.000	1	1	2	2.0	2	8	8.0	1	0	0	1	29/29.0
Wisconsin	3/5/99	CHI	1/1	2-7	.286	2-7	.286	2-2	1.000	1	2	3	3.0	1	8	8.0	1	0	0	2	29/29.0
Totals			2/2	5-14	.357	4-13	.308	2-2	1.000	2	3	5	2.5	3	16	8.0	2	0	0	3	58/29.0

Oglesby, Josh

Opponent	Date	Site	G/S	FG	Pct	3-PT	Pct	FT	Pct	OF	DE	RB	AVG	PF	PTS	AVG	A	TO	BK	S	MN/AVG
Illinois	3/8/12	IND	1/0	3-8	.375	2-4	.500	0-0	.000	3	1	4	4.0	1	8	8.0	1	0	0	0	17/17.0
Michigan State	3/9/12	IND	1/0	7-9	.778	5-7	.714	1-2	.500	0	2	2	2.0	1	20	20.0	1	0	0	1	26/26.0
Totals			2/0	10-17	.588	7-11	.636	1-2	.500	3	3	6	3.0	2	28	14.0	2	0	0	1	43/21.5

Olaseni, Gabriel

Opponent	Date	Site	G/S	FG	Pct	3-PT	Pct	FT	Pct	OF	DE	RB	AVG	PF	PTS	AVG	A	TO	BK	S	MN/AVG
Michigan State	3/9/12	IND	1/0	2-2	1.000	0-0	.000	0-0	.000	1	1	2	2.0	2	4	4.0	0	2	1	0	6/6.0

Oliver, Dean

Opponent	Date	Site	G/S	FG	Pct	3-PT	Pct	FT	Pct	OF	DE	RB	AVG	PF	PTS	AVG	A	TO	BK	S	MN/AVG
Michigan	3/6/98	CHI	1/1	3-8	.000	0-1	.000	1-1	1.000	0	3	3	3.0	0	7	7.0	4	1	0	3	33/33.0
Wisconsin	3/5/99	CHI	1/1	4-9	.444	0-2	.000	2-4	.500	4	1	5	5.0	5	10	10.0	2	3	0	3	28/28.0
Minnesota	3/9/00	CHI	1/1	0-5	.000	0-0	.000	0-2	.000	1	6	7	7.0	3	0	0.0	4	6	0	1	31/31.0
Michigan St.	3/10/00	CHI	1/1	11-17	.647	4-8	.500	4-5	.800	0	1	1	1.0	1	30	30.0	4	3	0	1	38/38.0
Northwestern	3/8/01	CHI	1/1	3-11	.273	1-4	.250	6-8	.750	1	4	5	5.0	2	13	13.0	3	2	0	2	39/39.0
Ohio State	3/9/01	CHI	1/1	3-11	.273	3-5	.500	7-9	.777	1	3	4	4.0	2	16	16.0	6	3	0	3	40/40.0
Penn State	3/10/01	CHI	1/1	4-6	.666	1-2	.500	6-9	.666	0	4	4	4.0	2	15	15.0	8	3	0	1	32/32.0
Indiana	3/11/01	CHI	1/1	4-12	.333	0-3	.000	4-9	.444	0	2	2	2.0	4	12	12.0	3	1	0	1	39/39.0
Totals			8/8	32-79	.405	9-25	.360	30-47	.638	7	24	31	3.8	19	103	12.8	34	22	0	15	280/35.0

Payne, Cully

Opponent	Date	Site	G/S	FG	Pct	3-PT	Pct	FT	Pct	OF	DE	RB	AVG	PF	PTS	AVG	A	TO	BK	S	MN/AVG
Michigan	3/22/10	IND	1/1	9-16	.666	5-10	.500	2-2	1.000	0	2	2	2.0	2	25	25.0	1	3	0	1	39/39.0

Peterson, Jeff

Opponent	Date	Site	G/S	FG	Pct	3-PT	Pct	FT	Pct	OF	DE	RB	AVG	PF	PTS	AVG	A	TO	BK	S	MN/AVG
Michigan	3/13/08	IND	1/0	1-3	.333	0-1	.000	0-0	.000	0	3	3	3.0	2	2	2.0	1	1	0	1	15/15.0

Pierce, Pierre

Opponent	Date	Site	G/S	FG	Pct	3-PT	Pct	FT	Pct	OF	DE	RB	AVG	PF	PTS	AVG	A	TO	BK	S	MN/AVG
Purdue	3/7/02	IND	1/1	3-7	.428	0-0	.000	3-3	1.000	0	2	2	2.0	1	9	9.0	5	2	1	0	31/31.0
Wisconsin	3/8/02	IND	1/1	1-6	.166	0-1	.000	0-0	.000	1	0	1	1.0	1	2	2.0	1	3	0	1	25/25.0
Indiana	3/9/02	IND	1/1	3-10	.300	1-1	1.000	4-4	1.000	5	2	7	7.0	2	11	11.0	1	1	0	1	28/28.0
Ohio State	3/10/02	IND	1/1	3-7	.428	0-2	.000	0-0	.000	0	2	2	2.0	1	6	6.0	3	4	0	1	27/27.0
Michigan	3/12/04	IND	1/1	10-18	.555	1-3	.333	7-10	.700	1	5	6	6.0	5	28	28.0	6	6	0	0	39/39.0
Totals			5/5	20-48	.416	2-7	.285	14-17	.823	7	11	18	3.6	4	56	11.2	16	16	1	3	150/30.0

Price, Jason

Opponent	Date	Site	G/S	FG	Pct	3-PT	Pct	FT	Pct	OF	DE	RB	AVG	PF	PTS	AVG	A	TO	BK	S	MN/AVG
Wisconsin	3/5/99	CHI	1/0	0-0	.000	0-0	.000	0-0	.000	0	0	0	0.0	0	0	0.0	0	0	0	0	1/1.0
Minnesota	3/9/00	CHI	1/1	1-3	.333	0-0	.000	2-2	1.000	0	2	2	2.0	1	4	4.0	6	1	0	3	28/28.0
Michigan St.	3/10/00	CHI	1/1	1-1	1.000	0-0	.000	0-0	.000	0	0	0	0.0	2	2	2.0	2	1	0	0	15/15.0
Totals			3/2	2-4	.500	0-0	.000	2-2	1.000	0	2	2	1.5	3	6	2.0	8	2	0	3	44/14.6

Rand, Ben

Opponent	Date	Site	G/S	FG	Pct	3-PT	Pct	FT	Pct	OF	DE	RB	AVG	PF	PTS	AVG	A	TO	BK	S	MN/AVG
Michigan	3/12/04	IND	1/0	0-0	.000	0-0	.000	0-0	.000	0	1	1	1.0	0	0	0.0	0	0	0	0	2/2.0



IOWA HAWKEYE BASKETBALL

All-Time Hawkeyes in the Big Ten Tournament

Range, Joey

Opponent	Date	Site	G/S	FG	Pct	3-PT	Pct	FT	Pct	OF	DE	RB	AVG	PF	PTS	AVG	A	TO	BK	S	MN/AVG
Wisconsin	3/5/99	CHI	1/0	3-5	.600	0-0	.000	0-0	.000	1	0	1	1.0	1	6	6.0	1	3	0	2	21/21.0

Recker, Luke

Opponent	Date	Site	G/S	FG	Pct	3-PT	Pct	FT	Pct	OF	DE	RB	AVG	PF	PTS	AVG	A	TO	BK	S	MN/AVG
Purdue	3/7/02	IND	1/1	9-10	.900	2-2	1.000	5-7	.714	3	3	6	6.0	3	25	25.0	4	5	1	1	37/37.0
Wisconsin	3/8/02	IND	1/1	9-14	.643	4-6	.666	6-6	1.000	1	1	2	2.0	3	28	28.0	0	5	0	5	36/36.0
Indiana	3/9/02	IND	1/1	6-10	.600	3-6	.500	2-2	1.000	0	2	2	2.0	2	17	17.0	1	1	1	0	35/35.0
Ohio State	3/10/02	IND	1/1	6-10	.600	5-8	.625	4-4	1.000	2	1	3	3.0	4	21	21.0	2	3	0	0	35/35.0
Totals			4/4	30-44	.681	14-22	.636	17-19	.894	6	7	13	3.6	12	91	22.7	6	14	2	6	143/35.7

Reed, Carlton

Opponent	Date	Site	G/S	FG	Pct	3-PT	Pct	FT	Pct	OF	DE	RB	AVG	PF	PTS	AVG	A	TO	BK	S	MN/AVG
Purdue	3/10/05	CHI	1/0	1-5	.200	0-2	.000	0-0	.000	0	1	1	1.0	1	2	2.0	0	1	1	0	13/13.0
Michigan St.	3/11/05	CHI	1/0	0-0	.000	0-0	.000	0-0	.000	0	0	0	0.0	0	0	0.0	0	1	0	1	5/5.0
Wisconsin	3/12/05	CHI	1/0	0-2	.000	0-1	.000	0-0	.000	0	1	1	1.0	0	0	0.0	1	0	0	0	8/8.0
Minnesota	3/10/06	IND	1/0	0-0	.000	0-0	.000	0-0	.000	0	0	0	0.0	0	0	0.0	0	0	0	0	1/1.0
Totals			4/0	1-7	.142	0-3	.000	0-0	.000	0	2	2	0.5	1	2	0.5	1	2	1	1	29/7.25

Reiner, Jared

Opponent	Date	Site	G/S	FG	Pct	3-PT	Pct	FT	Pct	OF	DE	RB	AVG	PF	PTS	AVG	A	TO	BK	S	MN/AVG
Northwestern	3/8/01	CHI	1/0	0-0	.000	0-0	.000	2-2	1.000	0	1	1	1.0	0	2	2.0	0	0	0	0	1/1.0
Ohio State	3/9/01	CHI	1/0	2-4	.500	0-0	.000	0-2	.000	3	1	4	4.0	2	4	4.0	1	0	1	0	12/12.0
Penn State	3/10/01	CHI	1/0	2-3	.666	0-0	.000	2-2	1.000	2	2	4	4.0	5	6	6.0	1	1	0	1	12/12.0
Indiana	3/11/01	CHI	1/0	1-2	.500	0-0	.000	0-2	.000	2	2	4	4.0	3	2	2.0	0	1	0	0	8/8.0
Purdue	3/7/02	IND	1/0	1-3	.333	0-0	.000	0-0	.000	0	0	0	0.0	3	2	2.0	1	3	1	0	20/20.0
Wisconsin	3/8/02	IND	1/0	0-0	.000	0-0	.000	0-0	.000	0	2	2	2.0	0	0	0.0	0	0	1	0	7/7.0
Indiana	3/9/02	IND	1/0	0-0	.000	0-0	.000	0-0	.000	0	0	0	0.0	0	0	0.0	1	0	0	0	1/1.0
Ohio State	3/10/02	IND	1/0	0-0	.000	0-0	.000	0-0	.000	0	0	0	0.0	1	0	0.0	0	1	1	0	7/7.0
Ohio State	3/13/03	CHI	1/1	2-5	.400	0-0	.000	2-5	.400	1	3	4	4.0	1	6	6.0	0	2	1	0	27/27.0
Totals			8/1	8-17	.470	0-0	.000	6-13	.461	8	11	19	2.4	15	22	2.7	4	8	5	1	95/11.8

Rucker, Guy

Opponent	Date	Site	G/S	FG	Pct	3-PT	Pct	FT	Pct	OF	DE	RB	AVG	PF	PTS	AVG	A	TO	BK	S	MN/AVG
Michigan	3/6/98	CHI	1/0	1-5	.200	0-0	.000	0-0	.000	1	0	1	1.0	0	2	2.0	0	0	0	0	7/7.0
Wisconsin	3/5/99	CHI	1/0	2-3	.666	0-0	.000	0-0	.000	0	0	0	0.0	1	4	4.0	1	1	0	0	10/10.0
Totals			2/0	3-8	.375	0-0	.000	0-0	.000	1	0	1	0.5	1	6	3.0	1	1	0	0	17/8.5

Scott, Cortney

Opponent	Date	Site	G/S	FG	Pct	3-PT	Pct	FT	Pct	OF	DE	RB	AVG	PF	PTS	AVG	A	TO	BK	S	MN/AVG
Northwestern	3/8/01	CHI	1/0	0-0	.000	0-0	.000	0-0	.000	0	1	1	1.0	0	0	0.0	0	0	0	0	5/5.0
Ohio State	3/9/01	CHI	1/0	1-4	.250	0-0	.000	0-0	.000	1	1	2	2.0	1	2	2.0	0	0	0	0	5/5.0
Penn State	3/10/01	CHI	1/0	0-0	.000	0-0	.000	0-0	.000	0	1	1	1.0	4	0	0.0	0	1	0	0	7/7.0
Indiana	3/11/01	CHI	1/0	0-0	.000	0-0	.000	0-0	.000	0	0	0	0.0	1	0	0.0	1	1	0	0	5/5.0
Totals			4/0	1-4	.250	0-0	.000	0-0	.000	1	3	4	1.0	6	2	0.5	1	2	0	0	22/5.5

Settles, Jess

Opponent	Date	Site	G/S	FG	Pct	3-PT	Pct	FT	Pct	OF	DE	RB	AVG	PF	PTS	AVG	A	TO	BK	S	MN/AVG
Wisconsin	3/5/99	CHI	1/1	8-15	.533	4-6	.666	1-2	.500	0	3	3	3.0	5	21	21.0	1	5	0	0	27/27



IOWA HAWKEYE BASKETBALL

All-Time Hawkeyes in the Big Ten Tournament

Smith, Jason

Opponent	Date	Site	G/S	FG	Pct	3-PT	Pct	FT	Pct	OF	DE	RB	AVG	PF	PTS	AVG	A	TO	BK	S	MN/AVG
Wisconsin	3/5/99	CHI	1/0	0-0	.000	0-0	.000	0-0	.000	0	0	0	0.0	0	0	0.0	0	0	0	0	1/1.0
Minnesota	3/9/00	CHI	1/0	0-0	.000	0-0	.000	0-0	.000	0	0	0	0.0	1	0	0.0	0	0	0	0	1/1.0
Michigan St.	3/10/00	CHI	1/0	0-0	.000	0-0	.000	2-4	.500	0	1	1	1.0	3	2	2.0	0	0	0	2	7/7.0
Northwestern	3/8/01	CHI	1/0	0-1	.000	0-0	.000	2-2	1.000	0	1	1	1.0	2	2	2.0	0	1	0	0	6/6.0
Ohio State	3/9/01	CHI	1/0	0-2	.000	0-1	.000	5-8	.625	0	1	1	1.0	1	5	5.0	1	0	0	0	13/13.0
Penn State	3/10/01	CHI	1/0	3-3	1.000	0-0	.000	0-0	.000	0	2	2	2.0	0	6	6.0	0	1	0	0	15/15.0
Indiana	3/11/01	CHI	1/0	0-0	.000	0-0	.000	0-0	.000	0	0	0	0.0	1	0	0.0	1	0	0	0	7/7.0
Totals			7/0	3-6	.500	0-1	.000	9-14	.643	0	5	5	1.4	8	15	2.1	2	2	0	2	50/7.1

Smith, Tyler

Opponent	Date	Site	G/S	FG	Pct	3-PT	Pct	FT	Pct	OF	DE	RB	AVG	PF	PTS	AVG	A	TO	BK	S	MN/AVG
Purdue	3/9/07	CHI	1/1	8-14	.571	0-1	.000	1-4	.250	5	2	7	7.0	2	17	17.0	1	6	2	1	37/37.0

Sonderleiter, Sean

Opponent	Date	Site	G/S	FG	Pct	3-PT	Pct	FT	Pct	OF	DE	RB	AVG	PF	PTS	AVG	A	TO	BK	S	MN/AVG
Northwestern	3/8/01	CHI	1/0	0-0	.000	0-0	.000	0-0	.000	0	0	0	0.0	0	0	0.0	0	1	0	0	4/4.0
Ohio State	3/9/01	CHI	1/0	1-2	.500	0-0	.000	3-4	.750	1	2	3	3.0	3	5	5.0	0	0	2	0	8/8.0
Penn State	3/10/01	CHI	1/0	0-1	.000	0-0	.000	6-8	.750	1	4	5	5.0	3	6	6.0	0	1	0	0	14/14.0
Indiana	3/11/01	CHI	1/0	0-2	.000	0-0	.000	2-2	1.000	2	0	2	2.0	2	2	2.0	0	0	1	0	5/5.0
Purdue	3/7/02	IND	1/0	3-4	.750	0-1	.000	1-3	.333	0	1	1	1.0	4	7	7.0	0	0	0	0	10/10.0
Wisconsin	3/8/02	IND	1/1	1-2	.500	0-0	.000	0-0	.000	1	1	2	2.0	1	2	2.0	0	1	1	0	9/9.0
Indiana	3/9/02	IND	1/1	2-4	.500	0-0	.000	0-1	.000	3	1	4	4.0	5	4	4.0	1	3	0	2	19/19.0
Ohio State	3/10/02	IND	1/1	1-3	.333	0-1	.000	0-0	.000	0	0	0	0.0	0	2	2.0	1	0	0	0	019/19.0
Ohio State	3/13/03	CHI	1/0	2-5	.400	0-0	.000	3-4	.750	3	4	7	7.0	4	7	7.0	0	2	2	1	18/18.0
Totals			9/4	10-23	.434	0-2	.000	15-22	.681	11	13	24	2.6	22	35	3.8	2	8	6	3	106/11.7

Spurgeon, Kurt

Opponent	Date	Site	G/S	FG	Pct	3-PT	Pct	FT	Pct	OF	DE	RB	AVG	PF	PTS	AVG	A	TO	BK	S	MN/AVG
Michigan	3/12/04	IND	1/0	0-0	.000	0-0	.000	0-0	.000	0	0	0	0.0	0	0	0.0	0	0	0	0	3/3.0

Stoermer, Jordan

Opponent	Date	Site	G/S	FG	Pct	3-PT	Pct	FT	Pct	OF	DE	RB	AVG	PF	PTS	AVG	A	TO	BK	S	MN/AVG
Michigan State	3/10/11	IND	1/0	0-0	.000	0-0	.000	0-0	.000	0	0	0	0.0	1	0	0.0	0	0	0	0	2/2.0

Tate, Cyrus

Opponent	Date	Site	G/S	FG	Pct	3-PT	Pct	FT	Pct	OF	DE	RB	AVG	PF	PTS	AVG	A	TO	BK	S	MN/AVG
Purdue	3/9/07	CHI	1/1	0-0	.000	0-0	.000	1-2	.500	2	1	3	3.0	4	1	1.0	0	0	0	1	17/17.0
Michigan	3/13/08	IND	1/1	3-6	.500	0-0	.000	10-17	.588	7	4	11	11.0	4	16	16.0	0	4	1	2	37/37.0
Michigan	3/12/09	IND	1/1	4-5	.800	0-0	.000	4-6	.667	2	2	4	4.0	2	12	12.0	1	1	0	1	26/26.0
Totals			3/2	7-11	.636	0-0	.000	15-25	.600	11	7	18	6.0	10	29	9.7	1	5	1	4	80/26.7

Thomas, Doug

Opponent	Date	Site	G/S	FG	Pct	3-PT	Pct	FT	Pct	OF	DE	RB	AVG	PF	PTS	AVG	A	TO	BK	S	MN/AVG
Purdue	3/10/05	CHI	1/0	1-4	.250	0-0	.000	1-2	.500	1	3	4	4.0	2	3	3.0	1	0	0	1	15/15.0
Michigan St.	3/11/05	CHI	1/0	2-5	.400	0-0	.000	3-7	.428	3	8	11	11.0	4	7	7.0	1	2	0	0	26/26.0
Wisconsin	3/12/05	CHI	1/0	0-0	.000	0-0	.000	0-0	.000	0	2	2	2.0	3	0	0.0	0	1	0	0	10/10.0
Minnesota	3/10/06	IND	1/0	2-4	.500	0-0	.000	0-0	.000	2	5	7	7.0	1	4	4.0	3	1	0	0	20/20.0
Michigan St.	3/11/06	IND	1/0	2-2	1.000	0-0	.000	0-0	.000	1	2	3	3.0	2	4	4.0	0	1	0	1	17/17.0
Ohio State	3/12/06	IND	1/0	0-1	.000	0-0	.000	1-2	.500	0	2	2	2.0	0	1	2.0	0	0	0	0	18/18.0
Totals			6/0	7-16	.437	0-0	.000	5-11	.454	7	22	29	4.8	12	19	3.1	5	5	0	1	106/17.6



IOWA HAWKEYE BASKETBALL

All-Time Hawkeyes in the Big Ten Tournament

Thompson, Alex

Opponent	Date	Site	G/S	FG	Pct	3-PT	Pct	FT	Pct	OF	DE	RB	AVG	PF	PTS	AVG	A	TO	BK	S	MN/AVG
Purdue	3/10/05	CHI	1/0	2-2	1.000	0-0	.000	0-0	.000	1	4	5	5.0	1	4	4.0	0	0	1	0	16/16.0
Michigan St.	3/11/05	CHI	1/0	0-1	.000	0-0	.000	1-2	.500	0	2	2	2.0	2	1	1.0	1	1	0	0	11/11.0
Wisconsin	3/12/05	CHI	1/0	0-0	.000	0-0	.000	0-0	.000	0	1	1	1.0	1	0	0.0	0	0	0	0	9/9.0
Minnesota	3/10/06	IND	1/0	0-1	.000	0-0	.000	0-0	.000	0	1	1	1.0	0	0	0.0	0	1	0	0	9/9.0
Michigan St.	3/11/06	IND	1/0	0-0	.000	0-0	.000	0-0	.000	0	2	2	2.0	0	0	0.0	0	1	0	0	8/8.0
Ohio State	3/12/06	IND	1/0	1-1	1.000	1-1	1.000	0-0	.000	0	1	1	1.0	1	3	3.0	2	1	0	0	7/7.0
Totals			6/0	3-5	.600	1-1	1.000	1-2	.500	1	11	12	2.0	5	8	1.3	3	4	1	0	60/10.0

Thompson, Rod

Opponent	Date	Site	G/S	FG	Pct	3-PT	Pct	FT	Pct	OF	DE	RB	AVG	PF	PTS	AVG	A	TO	BK	S	MN/AVG
Minnesota	3/9/00	CHI	1/0	2-6	.333	0-0	.000	1-2	.500	2	2	4	4.0	3	5	5.0	2	0	1	0	15/15.0
Michigan St.	3/10/00	CHI	1/0	1-7	.143	0-2	.000	0-0	.000	2	2	4	4.0	2	2	2.0	1	0	0	1	24/24.0
Northwestern	3/8/01	CHI	1/0	0-0	.000	0-0	.000	0-0	.000	0	0	0	0.0	2	0	0.0	1	0	0	0	8/8.0
Ohio State	3/9/01	CHI	1/0	0-3	.000	0-0	.000	0-0	.000	1	0	1	1.0	0	0	0.0	0	0	0	0	3/3.0
Penn State	3/10/01	CHI	1/0	0-2	.000	0-1	.000	0-0	.000	1	1	2	2.0	0	0	0.0	0	1	0	0	6/6.0
Indiana	3/11/01	CHI	1/0	0-0	.000	0-0	.000	2-2	1.000	0	0	0	0.0	0	2	2.0	0	0	0	0	1/1.0
Purdue	3/7/02	IND	1/0	0-2	.000	0-2	.000	0-0	.000	0	0	0	0.0	0	0	0.0	0	0	0	0	1/1.0
Indiana	3/9/02	IND	1/0	0-2	.000	0-2	.000	0-0	.000	0	0	0	0.0	2	0	0.0	1	0	0	1	4/4.0
Ohio State	3/10/02	IND	1/0	0-0	.000	0-0	.000	0-0	.000	0	2	2	2.0	0	0	0.0	0	0	0	0	3/3.0
Totals			9/0	3-22	.136	0-7	.000	3-4	.750	6	7	13	1.4	9	9	1.0	5	1	1	2	65/7.2

Wessels, Brett

Opponent	Date	Site	G/S	FG	Pct	3-PT	Pct	FT	Pct	OF	DE	RB	AVG	PF	PTS	AVG	A	TO	BK	S	MN/AVG
Purdue	3/9/07	CHI	1/0	0-0	.000	0-0	.000	0-0	.000	0	0	0	0.0	0	0	0.0	0	0	0	0	1/1.0

White, Aaron

Opponent	Date	Site	G/S	FG	Pct	3-PT	Pct	FT	Pct	OF	DE	RB	AVG	PF	PTS	AVG	A	TO	BK	S	MN/AVG
Illinois	3/8/12	IND	1/1	5-9	.556	1-3	.333	2-4	.500	2	7	9	9.0	4	13	13.0	1	0	0	3	28/28.0
Michigan State	3/9/12	IND	1/1	2-6	.333	0-3	.000	3-8	.375	1	2	3	3.0	4	7	7.0	0	2	2	1	19/19.0
Totals			2/2	7-15	.467	1-6	.167	5-12	.417	3	9	12	6.0	8	20	10.0	1	2	2	4	47/23.5

Wieck, Justin

Opponent	Date	Site	G/S	FG	Pct	3-PT	Pct	FT	Pct	OF	DE	RB	AVG	PF	PTS	AVG	A	TO	BK	S	MN/AVG
Purdue	3/10/05	CHI	1/0	0-0	.000	0-0	.000	0-0	.000	0	0	0	0.0	0	0	0.0	0	0	0	0	1/1.0

Williams, John Carl

Opponent	Date	Site	G/S	FG	Pct	3-PT	Pct	FT	Pct	OF	DE	RB	AVG	PF	PTS	AVG	A	TO	BK	S	MN/AVG
Minnesota	3/10/00	CHI	1/0	0-0	.000	0-0	.000	0-0	.000	0	0	0	0.0	0	0	0.0	0	0	0	0	1/1.0

Worley, Glen

Opponent	Date	Site	G/S	FG	Pct	3-PT	Pct	FT	Pct	OF	DE	RB	AVG	PF	PTS	AVG	A	TO	BK	S	MN/AVG
Northwestern	3/8/01	CHI	1/1	7-10	.700	0-0	.000	4-7	.571	3	2	5	5.0	1	18	18.0	0	3	0	0	30/30.0
Ohio State	3/9/01	CHI	1/1	4-7	.571	1-1	1.000	9-10	.900	1	2	3	3.0	5	18	18.0	1	0	0	0	27/27.0
Penn State	3/10/01	CHI	1/1	2-3	.666	0-0	.000	4-5	.800	1	3	4	4.0	0	8	8.0	0	2	0	0	18/18.0
Indiana	3/11/01	CHI	1/1	2-6	.333	0-0	.000	4-7	.571	3	1	4	4.0	1	8	8.0	1	4	0	0	31/31.0
Purdue	3/7/02	IND	1/0	3-4	.750	0-0	.000	3-4	.750	1	4	5	5.0	4	9	9.0	0	2	1	0	13/13.0
Wisconsin	3/8/02	IND	1/0	3-4	.750	0-0	.000	4-6	.666	2	0	2	2.0	2	10	10.0	1	2	2	0	28/28.0
Indiana	3/9/03	IND	1/0	0-2	.000	0-0	.000	0-0	.000	0	1	1	1.0	4	0	0.0	0	2	0	2	9/9.0
Ohio State	3/10/02	IND	1/0	1-4	.250	0-1	.000	2-4	.500	2	2	4	4.0	1	4	4.0	2	2	2	0	17/17.0
Ohio State	3/13/03	CHI	1/1	5-7	.712	1-1	1.000	0-2	.000	0	2	2	2.0	4	11	1.0	0	2	1	0	26/26.0
Michigan	3/12/04	IND	1/1	1-3	.500	0-0	.000	1-2	.500	0	1	1	1.0	5	3	3.0	1	4	1	0	20/20.0
Totals			11/7	32-49	.653	2-3	.666	31-47	.659	13	18	31	2.8	27	89	8.1	6	23	7	2	219/19.9



IOWA HAWKEYE BASKETBALL

Iowa's Big Ten Tournament Summaries

(1) MICHIGAN 77, IOWA 66 March 6, 1998, United Center, Chicago, IL

IOWA -- 66 (5 seed)												
Name	FG	3-PT	FT	RB	PF	TP	A	TO	BK	S	MN	
Davis	5-13	0-3	3-4	5	3	13	1	3	0	2	36	
Moore	2-6	0-1	2-2	7	3	6	3	1	0	1	27	
Bowen	6-10	1-1	6-8	8	1	19	1	2	0	1	28	
Oliver	3-8	0-1	1-1	3	0	7	4	1	0	3	33	
McCausland	3-7	1-6	0-0	2	2	8	1	0	0	1	29	
Bauer	0-0	0-0	0-0	0	0	0	0	0	0	0	1	
Galloway	1-5	1-5	0-0	1	1	3	1	1	0	0	13	
Koch	0-1	0-1	2-2	3	2	2	0	0	0	0	7	
Luehrman	2-6	2-4	0-0	2	2	6	3	1	0	0	19	
Rucker	1-5	0-0	0-0	1	0	2	0	0	0	0	7	
Team				1				1				
Totals	23-62	6-22	14-17	33	14	66	14	10	0	8	200	
	FG%: .371		3-PT%: .273			FT%: .824						

MICHIGAN -- 77 (4 seed)												
Name	FG	3-PT	FT	RB	PF	TP	A	TO	BK	S	MN	
Conlan	4-8	2-4	0-0	3	1	10	5	2	1	2	39	
Ward	8-14	3-5	1-1	4	5	20	2	0	1	0	32	
Traylor	5-11	0-0	0-2	16	1	10	0	5	2	1	38	
Reid	4-8	4-7	0-0	1	3	12	6	0	0	0	37	
Bullock	8-13	1-2	4-5	5	2	21	6	5	0	1	36	
Asselin	0-0	0-0	0-0	0	0	0	0	0	0	0	5	
Baston	1-2	0-0	0-0	2	5	2	1	1	0	0	11	
Smith	0-0	0-0	2-4	0	0	2	1	0	1	0	2	
Team				6								
Totals	30-56	10-18	7-12	37	17	77	21	13	5	4	200	
	FG%: .536		3-PT%: .556			FT%: .583						

Score by Periods:				ATTENDANCE: 21,711
Iowa	32	34	66	
Michigan	42	35	77	

(2) WISCONSIN 74, IOWA 60 March 5, 1999, United Center, Chicago, IL

IOWA -- 60 (5 seed)												
Name	FG	3-PT	FT	RB	PF	TP	A	TO	BK	S	MN	
Bauer	1-1	0-0	0-0	1	0	2	3	1	0	1	18	
Settles	8-15	4-6	1-2	3	5	21	1	5	0	0	27	
Koch	3-6	0-1	0-0	4	1	6	1	4	1	1	25	
Oliver	4-9	0-2	2-4	5	5	10	2	3	0	3	28	
McCausland	2-7	2-7	2-2	3	1	8	1	0	0	2	29	
Price	0-0	0-0	0-0	0	0	0	0	0	0	0	1	
Rucker	2-3	0-0	0-0	0	1	4	1	1	0	0	10	
Jaacks	0-2	0-2	0-2	3	4	0	1	2	0	0	14	
Henderson	0-3	0-2	0-0	2	0	0	0	0	0	0	3	
Luehrman	1-3	0-0	1-2	3	4	3	5	1	0	2	23	
Range	3-5	0-0	0-0	1	1	6	1	3	0	2	21	
Smith	0-0	0-0	0-0	0	0	0	0	0	0	0	1	
Team				3								
Totals	24-54	6-20	6-12	28	22	60	16	20	1	11	200	
	FG%: .536		3-PT%: .556			FT%: .583						

WISCONSIN -- 74 (4 seed)												
Name	FG	3-PT	FT	RB	PF	TP	A	TO	BK	S	MN	
Kowske	2-2	0-0	3-6	5	2	7	1	1	2	0	22	
Linton	2-4	0-0	2-2	4	3	6	5	4	0	1	33	
Wills	5-6	0-0	3-4	7	3	13	2	1	1	0	26	
Calderwood	4-5	3-4	3-4	0	2	14	2	6	0	1	28	
Mason	6-11	4-7	6-9	3	2	22	3	2	0	1	32	
Bryant	3-5	2-3	0-0	1	1	8	2	0	0	0	20	
Kelley	2-3	0-1	0-0	0	4	4	3	3	0	1	22	
Versjaw	0-3	0-0	0-1	1	0	0	1	1	0	0	17	
Team				4								
Totals	24-39	9-15	17-26	25	17	74	19	18	3	4	200	
	FG%: .615		3-PT%: .600			FT%: .654						

Score by Periods:				ATTENDANCE: 19,269
Iowa	25	36	60	
Wisconsin	23	51	74	

(3) IOWA 81, MINNESOTA 78 March 9, 2000, United Center, Chicago, IL

MINNESOTA -- 78 (10 seed)												
Name	FG	3-PT	FT	RB	PF	TP	A	TO	BK	S	MN	
Schilling	6-11	1-3	2-2	0	5	14	1	2	0	3	25	
Rychart	6-14	0-0	6-7	16	4	18	3	4	0	1	30	
Wildenborg	2-3	0-0	0-0	4	4	4	0	2	1	1	20	
Ohnstad	0-4	0-3	0-0	0	1	0	3	1	0	0	19	
Simmons	5-12	2-5	8-9	1	3	20	6	1	0	2	35	
Sinville	2-3	0-0	1-3	3	4	5	0	2	0	0	18	
Burleson	4-5	1-2	0-0	4	1	9	3	1	0	2	27	
Keating	0-0	0-0	0-0	1	0	0	2	0	0	0	6	
Sanden	2-5	0-1	3-4	1	3	7	1	0	1	0	19	
Aune	0-0	0-0	0-0	0	0	0	0	0	0	0	1	
Team				6								
Totals	27-57	4-14	20-25	36	25	78	19	13	2	9	200	
	FG%: .474		3-PT%: .286			FT%: .800						

IOWA -- 78 (7 seed)												
Name	FG	3-PT	FT	RB	PF	TP	A	TO	BK	S	MN	
Henderson	1-5	0-0	5-6	4	4	7	2	0	0	0	27	
Griffin	5-14	3-6	1-4	2	2	14	2	1	0	0	33	
Jaacks	6-10	1-3	5-6	6	4	18	0	2	0	0	34	
Price	1-3	0-0	2-2	2	1	4	6	1	0	3	28	
Oliver	0-5	0-0	0-7	7	3	0	4	6	0	1	31	
Fermino	1-1	0-0	1-1	1	1	3	0	0	0	0	4	
Thompson	2-6	0-0	1-2	4	3	5	2	0	1	0	15	
Galloway	7-9	5-7	11-11	3	2	30	4	0	0	1	27	
Smith	0-0	0-0	0-0	0	1	0	0	0	0	0	1	
Team				1								
Totals	23-53	9-16	26-34	30	21	81	20	10	1	5	200	
	FG%: .434		3-PT%: .563			FT%: .765						

Score by Periods:				ATTENDANCE: 17,741
Minnesota	30	48	78	
Iowa	46	35	81	

(4) MICHIGAN STATE 75, IOWA 65 March 10, 2000, United Center, Chicago, IL

IOWA -- 65 (7 seed)												
Name	FG	3-PT	FT	RB	PF	TP	A	TO	BK	S	MN	
Griffin	4-13	1-5	3-4	6	4	12	4	1	0	0	32	
Henderson	2-7	0-0	1-2	9	2	5	1	1	0	0	29	
Jaacks	4-9	1-2	0-2	8	5	9	0	2	0	0	23	
Price	1-1	0-0	0-0	0	2	2	2	1	0	0	15	
Oliver	11-17	4-8	4-5	1	1	30	4	3	0	1	38	
Fermino	0-0	0-0	0-0	0	0	0	0	0	0	0	3	
Gomes	0-0	0-0	0-0	0	0	0	0	0	0	0	1	
Thompson	1-7	0-2	0-0	4	2	2	1	0	0	1	24	
Galloway	1-6	1-4	0-0	2	3	3	3	1	0	0	27	
Smith	0-0	0-0	2-4	1	3	2	0	0	0	2	7	
Williams	0-0	0-0	0-0	0	0	0	0	0	0	0	1	
Team				4								
Totals	24-60	7-21	10-17	35	22	65	15	9	0	4	200	
	FG%: .400		3-PT%: .333			FT%: .588						

MICHIGAN STATE -- 75 (2 seed)												
Name	FG	3-PT	FT	RB	PF	TP	A	TO	BK	S	MN	
Peterson	7-16	4-6	4-6	9	1	22	2	0	0	0	34	
Granger	2-5	1-3	5-6	9	3	10	0	2	1	0	26	
Hutson	4-6	0-0	11-2	5	2	9	1	2	0	1	30	
Cleaves	5-11	1-3	3-4	2	2	14	7	4	0	1	36	
Bell	6-10	1-4	3-3	3	4	16	6	2	1	3	30	
Smith	0-0	0-0	0-0	0	0	0	0	0	0	0	1	
Chappel	0-0	0-0	0-0	1	2	0	0	1	0	0	9	
Richardson	0-1	0-0	4-4	2	2	4	1	1	0	0	17	
Ballinger	0-1	0-0	0-1	4	2	0	1	0	0	0	17	
Team				2								
Totals	24-50	7-16	20-26	37	18	75	18	12	2	5	200	
	FG%: .480		3-PT%: .438			FT%: .769						

Score by Periods:				ATTENDANCE: 19,627
Iowa	32	33	65	
Michigan State	36	39	75	



IOWA HAWKEYE BASKETBALL

Iowa's Big Ten Tournament Summaries

(5) IOWA 72, NORTHWESTERN 55 March 8, 2001, United Center, Chicago, IL

NORTHWESTERN - - 55 (11 seed)														
Name	FG	3-PT	FT	RB	PF	TP	A	TO	BK	S	MN			
Johnson	9-13	6-9	0-0	0	4	24	2	1	0	1	33			
Blake	4-12	2-7	2-2	4	5	12	1	3	0	3	39			
Hardy	3-10	0-3	1-1	3	4	7	4	2	1	4	35			
Drayton	3-7	1-2	0-1	2	4	7	8	3	0	3	39			
Young	2-8	0-4	0-0	2	4	7	8	3	0	3	39			
Hughes	0-1	0-0	0-0	0	1	0	0	0	0	1	1			
Burke	0-3	0-2	1-2	4	1	1	1	0	0	1	11			
Towne	0-0	0-0	0-0	0	0	0	0	0	0	0	1			
McCants	0-2	0-1	0-0	2	0	0	0	0	0	0	1			
Jennings	0-2	0-2	0-0	0	0	0	0	0	0	0	5			
Team												4		
Totals	21-58	9-30	4-6	21	23	55	19	11	1	14	200			
	FG%:	.362	3-PT%:	.300	FT%:	.667								

IOWA - - 72 (6 seed)														
Name	FG	3-PT	FT	RB	PF	TP	A	TO	BK	S	MN			
Worley	7-10	0-0	4-7	5	1	18	0	3	0	0	30			
Henderson	4-4	1-1	2-2	7	2	11	1	3	0	1	31			
Evans	8-12	0-0	4-6	14	1	20	3	4	0	0	36			
Boyd	2-4	1-3	1-2	4	3	6	7	5	0	2	35			
Oliver	3-11	1-4	6-8	5	2	13	3	2	0	2	39			
Reiner	0-0	0-0	2-2	1	0	2	0	0	0	0	1			
Thompson	0-0	0-0	0-0	0	2	0	1	0	0	0	8			
Galloway	0-0	0-0	0-0	1	0	0	1	1	0	0	5			
Smith	0-1	0-0	2-2	1	2	2	0	1	0	0	6			
Scott	0-0	0-0	0-0	1	0	0	0	0	0	0	5			
Sonderleiter	0-0	0-0	0-0	0	0	0	0	1	0	0	4			
Team												2		
Totals	24-42	3-8	21-29	41	13	72	16	20	0	4	200			
	FG%:	.571	3-PT%:	.375	FT%:	.724								

Score by Periods:						ATTENDANCE: 20,003
Northwestern	15	40	55			
Iowa	30	42	72			

(6) IOWA 75, OHIO STATE 66 March 9, 2001, United Center, Chicago, IL

IOWA - - 75 (6 seed)														
Name	FG	3-PT	FT	RB	PF	TP	A	TO	BK	S	MN			
Worley	4-7	1-1	9-10	3	5	18	1	0	0	0	27			
Henderson	4-6	1-1	1-3	4	4	10	1	1	1	0	27			
Evans	2-5	0-0	2-5	8	3	6	3	4	3	0	31			
Boyd	2-6	1-3	4-4	1	4	9	3	4	0	1	31			
Oliver	3-11	3-6	7-9	4	2	16	6	3	0	3	40			
Reiner	2-4	0-0	0-2	4	2	4	1	0	1	0	12			
Thompson	0-3	0-0	0-0	1	0	0	0	0	0	0	3			
Galloway	0-0	0-0	0-0	0	1	0	0	0	0	0	3			
Smith	0-2	0-1	5-8	1	1	5	1	0	0	0	13			
Scott	1-4	0-0	0-0	2	1	2	0	0	0	0	5			
Sonderleiter	1-2	0-0	3-4	3	3	5	0	0	2	0	8			
Team												9		
Totals	19-50	6-12	31-45	40	26	75	16	12	7	4	200			
	FG%:	.380	3-PT%:	.500	FT%:	.689								

OHIO STATE - - 66 (3 seed)														
Name	FG	3-PT	FT	RB	PF	TP	A	TO	BK	S	MN			
Williams	0-2	0-0	0-0	5	3	0	1	1	1	1	16			
Savovic	4-7	0-1	6-9	5	5	14	2	2	0	1	37			
Johnson	2-3	0-0	8-10	6	4	12	0	3	2	0	16			
Connolly	0-5	0-3	4-4	0	4	4	2	0	1	1	26			
Brown	5-13	1-3	7-11	6	2	18	2	3	0	0	36			
Darby	3-6	2-3	2-2	2	4	10	1	4	1	0	24			
Robinson	0-0	0-0	0-0	0	0	0	0	1	0	0	2			
Radinovic	0-0	0-0	0-2	1	0	0	0	0	0	0	3			
Smith	0-0	0-0	0-0	0	1	0	0	0	0	0	1			
Dudley	4-10	0-0	0-1	4	3	8	0	2	2	1	26			
Martin	0-0	0-0	0-0	3	5	0	2	0	0	2	12			
Team												3		
Totals	18-46	3-10	27-39	36	31	66	10	16	7	6	200			
	FG%:	.391	3-PT%:	.300	FT%:	.692								

Score by Periods:						ATTENDANCE: 21,739
Iowa	22	53	75			
Ohio State	33	33	66			

(7) IOWA 94, PENN STATE 74 March 10, 2001, United Center, Chicago, IL

PENN STATE - - 74 (7 seed)														
Name	FG	3-PT	FT	RB	PF	TP	A	TO	BK	S	MN			
Cline-Heard	7-13	0-0	12-14	4	4	26	1	1	0	1	34			
Ivory	1-9	1-7	0-0	1	5	3	3	1	0	2	24			
Smith	1-4	0-0	0-0	2	3	2	1	0	0	0	27			
Crispin	0-3	0-1	0-0	1	3	0	2	1	0	0	23			
Crispin	6-15	3-9	4-4	1	4	19	2	3	1	1	34			
Tate	1-2	1-2	2-2	1	2	5	1	0	1	0	17			
Krimmel	1-1	0-0	1-2	0	0	3	0	0	0	0	4			
Watkins	3-5	1-2	3-4	1	2	10	1	0	0	0	11			
Chambliss	0-3	0-2	0-0	2	1	0	0	0	0	0	6			
Banta	0-1	0-0	4-4	2	4	4	0	0	0	0	13			
Egekeze	1-1	0-0	0-0	0	1	2	1	0	0	0	7			
Team												3		
Totals	21-57	6-23	26-30	18	29	74	12	6	2	4	200			
	FG%:	.368	3-PT%:	.261	FT%:	.867								

IOWA - - 94 (6 seed)														
Name	FG	3-PT	FT	RB	PF	TP	A	TO	BK	S	MN			
Worley	2-3	0-0	4-5	4	5	8	0	2	0	0	18			
Henderson	5-5	1-1	2-3	4	3	13	2	3	0	1	25			
Evans	9-14	0-0	12-17	18	2	30	1	1	1	0	34			
Boyd	2-8	2-5	4-4	3	0	10	3	0	0	1	32			
Oliver	4-6	1-2	6-9	4	2	15	8	3	0	1	32			
Beutjer	0-2	0-0	0-0	1	1	0	0	0	0	0	2			
Reiner	2-3	0-0	2-2	4	5	6	1	1	0	1	12			
Thompson	0-2	0-1	0-0	2	0	0	0	1	0	0	6			
Galloway	0-0	0-0	0-0	0	0	0	0	0	0	0	3			
Smith	3-3	0-0	0-0	2	0	6	0	1	0	0	15			
Scott	0-0	0-0	0-0	1	4	0	0	1	0	0	7			
Sonderleiter	0-1	0-0	6-8	5	3	6	0	1	0	0	14			
Team												2		
Totals	27-47	4-9	36-48	48	25	94	15	14	1	4	200			
	FG%:	.574	3-PT%:	.444	FT%:	.750								

Score by Periods:						ATTENDANCE: 23,418
Penn State	33	41	74			
Iowa	49	45	94			

(8) IOWA 63, INDIANA 61 March 11, 2001, United Center, Chicago, IL

IOWA - - 63 (6 seed)														
Name	FG	3-PT	FT	RB	PF	TP	A	TO	BK	S	MN			
Worley	2-6	0-0	4-7	4	1	8	1	4	0	0	31			
Henderson	3-7	1-3	0-2	5	2	7	2	1	0	1	33			
Evans	2-5	0-0	4-4	11	4	8	1	2	2	0	38			
Boyd	8-12	4-8	2-2	4	1	22	3	1	0	1	33			
Oliver	4-12	0-3	4-9	2	4	12	3	1	0	1	39			
Reiner	1-2	0-0	0-2	4	3	2	0	1	0	0	8			
Thompson	0-0	0-0	2-2	0	0	2	0	0	0	0	1			
Smith	0-0	0-0	0-0	0	1	0	1	0	0	0	7			
Scott	0-0	0-0	0-0	0	1	0	1	1	0	0	5			
Sonderleiter	0-2	0-0	2-2	2	2	2	0	0	1	0	5			
Team												1		
Totals	20-46	5-14	18-30	33	19	63	12	11	3	3	200			
	FG%:	.435	3-PT%:	.357	FT%:	.600								

INDIANA - - 61 (4 seed)														
Name	FG	3-PT	FT	RB	PF	TP	A	TO	BK	S	MN			
Jeffries	6-10	2-3	3-4	7	4	17	4	1	3	0	36			
Newton	0-0	0-0	0-2	2	3	0	2	0	1	0	16			
Haston	9-22	1-6	5-8	12	3	24	1	3	1	1	40			
Coverdale	3-9	0-3	2-2	2	5	8	5	2	0	0	39			
Fife	1-3	0-2	2-2	1	4	4	1	2	0	4	39			
Moye	3-3	0-0	0-0	2	2	6	0	1	1	0	16			
Odle	1-3	0-0	0-1	5	2	2	0	1	1	0	14			
Team												2		
Totals	23-50	3-14	12-19	33	23	61	13	10	7	5	200			
	FG%:	.460	3-PT%:	.214	FT%:	.632								

Score by Periods:						ATTENDANCE: 22,081
Iowa	26	37	63			
Indiana	32	29	61			



IOWA HAWKEYE BASKETBALL

Iowa's Big Ten Tournament Summaries

(9) IOWA 87, PURDUE 72
March 7, 2002, Consecro Fieldhouse, Indianapolis, IN

IOWA -- 87 (9 seed)												
Name	FG	3-PT	FT	RB	PF	TP	A	TO	BK	S	MN	
Evans	6-10	0-0	7-12	18	3	19	1	2	0	3	37	
Sonderleiter	3-4	0-1	1-3	1	4	7	0	0	0	0	10	
Leslie	4-8	1-2	0-0	0	4	9	2	1	0	0	23	
Pierce	3-7	0-0	3-3	2	1	9	5	2	1	0	31	
Recker	9-10	2-2	5-7	6	3	25	4	5	1	1	37	
Hogan	0-1	0-1	1-2	1	1	1	0	0	0	0	6	
Worley	3-4	0-0	3-4	5	4	9	0	2	1	0	13	
Reiner	1-3	0-0	0-0	0	3	2	1	3	1	0	20	
Boyd	2-5	2-4	0-0	0	0	6	0	0	0	1	15	
Henderson	0-0	0-0	0-0	1	1	0	1	0	0	0	7	
Thompson	0-2	0-2	0-0	0	0	0	0	0	0	0	1	
Team				7								
Totals	31-54	5-12	20-31	41	24	87	14	15	4	5	200	
	FG%:	.574	3-PT%:	.471	FT%:	.645						

PURDUE -- 72 (8 seed)												
Name	FG	3-PT	FT	RB	PF	TP	A	TO	BK	S	MN	
Smith	6-11	0-2	1-2	5	4	13	1	2	0	2	26	
Allison	2-5	0-0	7-10	3	3	11	1	2	2	0	19	
Deane	5-13	3-9	3-4	1	4	16	3	3	0	0	25	
Lewis	6-14	3-9	0-0	2	2	15	1	0	0	0	30	
Marshall	1-6	1-6	3-4	4	4	6	3	1	0	1	31	
Buscher	1-2	0-0	0-0	2	2	2	0	0	0	1	12	
Parkinson	1-2	0-0	2-3	1	1	4	3	0	0	2	18	
Carroll	0-1	0-0	1-2	2	2	1	0	0	0	0	15	
Kilgore	0-2	0-2	0-0	0	1	0	0	0	0	0	13	
Garrity	2-3	0-0	0-0	4	1	4	0	1	0	0	11	
Team				4	1							
Totals	24-59	7-28	17-25	28	25	72	12	9	2	6	200	
	FG%:	.407	3-PT%:	.250	FT%:	.680						

Score by Periods:					ATTENDANCE: 18,418
Iowa	46	41	87		
Purdue	34	38	72		

(10) IOWA 58, WISCONSIN 56
March 8, 2002, Consecro Fieldhouse, Indianapolis, IN

IOWA -- 58 (9 seed)												
Name	FG	3-PT	FT	RB	PF	TP	A	TO	BK	S	MN	
Evans	2-6	0-0	0-1	8	4	4	0	3	1	1	35	
Sonderleiter	1-2	0-0	0-0	2	1	2	0	1	1	0	9	
Leslie	2-5	0-1	1-2	1	2	5	0	2	0	3	19	
Pierce	1-6	0-1	0-0	1	1	2	1	2	0	1	25	
Recker	9-14	4-6	6-6	2	3	28	0	5	0	5	36	
Hogan	0-0	0-0	0-0	0	2	0	0	1	0	0	4	
Worley	3-4	0-0	4-6	2	2	10	1	2	2	0	28	
Reiner	0-0	0-0	0-0	2	0	0	0	0	1	0	7	
Boyd	1-6	1-4	1-2	4	0	4	3	0	0	2	21	
Henderson	1-1	0-0	1-1	1	2	3	0	2	0	1	16	
Team				4								
Totals	20-44	5-12	13-18	27	17	58	7	18	5	13	200	
	FG%:	.455	3-PT%:	.417	FT%:	.722						

WISCONSIN -- 56 (1 seed)												
Name	FG	3-PT	FT	RB	PF	TP	A	TO	BK	S	MN	
Penney	7-11	3-4	2-2	0	3	19	3	3	0	0	27	
Wills	7-12	2-3	0-0	2	2	16	0	3	0	1	38	
Mader	0-1	0-0	0-0	4	3	0	1	5	0	0	21	
Davis	0-5	0-3	3-3	9	2	3	4	4	0	1	39	
Harris	4-6	2-3	4-4	3	2	14	0	3	0	4	34	
Owens	0-3	0-0	0-0	1	3	0	1	1	0	1	16	
Plank	0-0	0-0	0-0	1	0	0	1	0	0	0	5	
Wilkinson	1-5	0-1	2-3	0	3	4	0	1	0	2	20	
Team				4								
Totals	19-43	7-14	11-12	24	18	56	10	22	0	9	200	
	FG%:	.442	3-PT%:	.500	FT%:	.917						

Score by Periods:					ATTENDANCE: 18,996
Iowa	21	37	58		
Wisconsin	26	30	56		

(11) IOWA 62, INDIANA 60
March 9, 2002, Consecro Fieldhouse, Indianapolis, IN

IOWA -- 62 (9 seed)												
Name	FG	3-PT	FT	RB	PF	TP	A	TO	BK	S	MN	
Evans	2-10	0-0	7-12	10	3	11	1	4	0	2	39	
Sonderleiter	2-4	0-0	0-1	4	5	4	1	3	0	2	19	
Leslie	1-3	0-0	3-3	3	0	5	1	2	0	0	23	
Pierce	3-10	1-1	4-4	7	2	11	1	1	0	1	28	
Recker	6-10	3-6	2-2	2	2	17	1	1	1	0	35	
Hogan	0-2	0-1	0-0	0	2	0	0	0	0	0	2	
Worley	0-2	0-0	0-0	1	4	0	0	2	0	2	9	
Reiner	0-0	0-0	0-0	0	0	0	1	0	0	0	1	
Boyd	3-6	3-5	1-2	1	0	10	0	0	0	0	26	
Henderson	1-3	0-0	2-2	2	3	4	0	1	0	0	14	
Thompson	0-2	0-2	0-0	0	2	0	1	0	0	1	4	
Team				6								
Totals	18-52	7-15	19-26	36	23	62	7	14	1	8	200	
	FG%:	.346	3-PT%:	.467	FT%:	.731						

INDIANA -- 60 (4 seed)												
Name	FG	3-PT	FT	RB	PF	TP	A	TO	BK	S	MN	
Jefferies	3-10	0-0	4-8	4	2	10	2	3	2	1	34	
Odle	3-3	0-0	0-0	3	4	6	0	3	0	0	13	
Coverdale	2-6	1-5	6-6	2	2	11	3	4	1	3	36	
Fife	1-8	1-6	0-0	4	2	3	2	1	0	0	32	
Hornsby	2-6	1-3	0-0	2	2	5	0	0	0	0	16	
Moye	5-6	2-2	2-2	1	4	14	1	1	0	1	25	
Leach	0-1	0-0	0-0	1	1	0	0	1	0	0	4	
Perry	2-3	0-1	0-1	1	3	4	1	0	0	0	13	
Newton	2-8	0-0	3-4	8	3	7	0	1	7	1	27	
Team				11								
Totals	20-51	5-17	14-21	37	23	60	9	14	10	6	200	
	FG%:	.392	3-PT%:	.294	FT%:	.714						

Score by Periods:					ATTENDANCE: 18,996
Iowa	30	32	62		
Indiana	33	27	60		

(12) OHIO STATE 81, IOWA 64
March 10, 2002, Consecro Fieldhouse, Indianapolis, IN

IOWA -- 64 (9 seed)												
Name	FG	3-PT	FT	RB	PF	TP	A	TO	BK	S	MN	
Evans	4-9	0-0	5-6	8	4	13	1	3	0	1	34	
Sonderleiter	1-3	0-1	0-0	0	0	2	1	0	0	0	19	
Leslie	2-5	0-2	0-0	2	2	4	1	4	0	1	19	
Pierce	3-7	0-2	0-0	2	1	6	3	4	0	1	27	
Recker	6-10	5-8	4-4	3	4	21	2	3	0	0	35	
Hogan	1-3	0-2	1-1	1	1	3	0	0	0	0	6	
Worley	1-4	0-1	2-4	4	1	4	2	2	2	0	17	
Reiner	0-0	0-0	0-0	0	1	0	0	1	1	0	7	
Boyd	3-5	3-6	0-0	2	3	9	2	2	2	0	23	
Henderson	1-4	0-3	0-0	0	2	2	2	2	0	0	10	
Thompson	0-0	0-0	0-0	2	0	0	0	0	0	0	3	
Team				6								
Totals	22-51	8-25	12-15	32	19	64	14	19	3	3	200	
	FG%:	.431	3-PT%:	.320	FT%:	.800						

OHIO STATE -- 81 (2 seed)												
Name	FG	3-PT	FT	RB	PF	TP	A	TO	BK	S	MN	
Savivuc	8-14	5-10	5-9	3	1	27	5	1	0	3	35	
Williams	1-4	0-0	0-0	3	3	2	1	1	0	1	19	
Rodinovic	2-3	0-0	2-2	3	2	6	0	2	0	0	14	
Darby	4-9	2-4	4-6	3	1	14	5	1	0	3	29	
Brown	4-10	1-3	0-0	1	1	9	3	1	0	4	33	
Fuss-Cheatham	0-0	0-0	0-0	0	1	0	0	0	0	0	1	
Connolly	2-4	1-3	2-2	3	2	7	2	0	0	1	23	
Heflin	0-1	0-1	0-0	0	0	0	0	0	0	0	1	
Dials	4-6	0-0	3-4	3	3	11	1	0	1	1	21	
Dudley	0-0	0-0	0-0	1	3	0	0	1	0	0	5	
Martin	2-3	0-0	1-2	1	2	5	0	1	0	0	17	
Marinchick	0-2	0-1	0-0	1	0	0	0	0	0	0	1	
Team				6								
Totals	27-56	9-22	18-25	28	19	81	17	8	1	13	200	
	FG%:	.482	3-PT%:	.409	FT%:	.720						

Score by Periods:					ATTENDANCE: 18,996
Iowa	29	35	64		
Ohio State	37	44	81		



IOWA HAWKEYE BASKETBALL

Iowa's Big Ten Tournament Summaries

(13) OHIO STATE 66, IOWA 64 March 13, 2003, United Center, Chicago, IL

IOWA -- 64 (9 seed)												
Name	FG	3-PT	FT	RB	PF	TP	A	TO	BK	S	MN	
Worley	5-7	1-1	0-2	2	4	11	0	2	1	0	26	
Brunner	4-5	0-1	2-3	2	2	10	1	2	1	0	25	
Reiner	2-5	0-0	2-5	4	1	6	0	2	1	0	27	
Leslie	7-13	1-4	0-0	7	3	15	3	4	1	0	38	
Horner	0-6	0-5	0-0	1	3	0	8	1	0	1	32	
Kimm	0-0	0-0	0-0	0	1	0	2	0	0	0	6	
Boyd	5-11	5-11	0-0	4	3	15	3	2	0	1	28	
Sonderleiter	2-5	0-0	3-4	7	4	7	0	2	2	1	18	
Team				5								
Totals	25-62	7-22	7-14	32	21	64	17	15	6	3	200	
	FG%:	.500	3-PT%:	.741		FT%:	.500					

OHIO STATE -- 66 (8 seed)												
Name	FG	3-PT	FT	RB	PF	TP	A	TO	BK	S	MN	
Sylvester	2-4	0-1	0-1	2	3	4	3	2	0	1	23	
Jenkins	1-2	0-0	1-2	4	2	3	0	0	0	0	14	
Radinovic	5-11	0-0	4-5	7	3	14	1	1	2	1	33	
Connolly	5-11	3-7	2-3	2	1	15	0	0	0	1	37	
Darby	6-14	1-4	5-6	6	2	18	7	2	0	5	40	
Bass	0-0	0-0	0-0	0	1	0	0	0	0	0	1	
Fuss-Cheatham	1-3	0-1	0-0	1	2	2	2	0	0	1	17	
Jernigan	0-1	0-1	0-0	0	0	0	1	0	0	0	3	
Williams	3-7	0-0	4-6	7	3	10	0	4	1	0	32	
Team				4								
Totals	23-54	4-14	12-23	33	17	66	14	10	3	9	200	
	FG%:	.696	3-PT%:	.600		FT%:	.769					

Score by Periods:				ATTENDANCE: 16,299			
Iowa		27	37	64			
Ohio State		23	43	66			

(14) MICHIGAN 79, IOWA 70 March 12, 2004, Consecro Fieldhouse, Indianapolis, IN

MICHIGAN -- 79 (5 seed)												
Name	FG	3-PT	FT	RB	PF	TP	A	TO	BK	S	MN	
Robinson	2-8	0-1	5-6	8	4	9	10	3	0	1	31	
Sims	0-4	0-1	1-2	2	3	1	1	1	2	0	17	
Brown	0-1	0-0	1-2	7	2	1	0	1	0	0	21	
Horton	5-13	1-6	3-4	5	3	14	2	5	0	0	36	
Harris	8-11	6-8	1-2	3	3	23	0	2	0	1	27	
Abram	4-10	2-5	9-9	6	3	19	0	0	0	1	28	
Harrel	0-0	0-0	0-0	0	0	0	0	0	0	0	1	
Petway	1-2	0-0	1-2	2	1	3	0	2	0	1	19	
Hunter	1-2	0-1	7-8	4	3	9	1	1	0	3	20	
Team				2				1				
Totals	21-51	9-22	28-35	39	22	79	14	16	2	7	200	
	FG%:	.412	3-PT%:	.409		FT%:	.800					

IOWA -- 70 (4 seed)												
Name	FG	3-PT	FT	RB	PF	TP	A	TO	BK	S	MN	
Pierce	10-18	1-3	7-10	6	5	28	6	6	0	0	39	
Worley	1-2	0-0	1-2	1	5	3	1	4	1	0	20	
Brunner	4-8	1-3	1-7	11	4	10	2	2	4	2	38	
Horner	3-15	2-8	2-2	5	3	10	4	1	0	2	37	
Boyd	5-11	3-9	0-0	2	3	13	2	2	0	1	35	
Brownlee	0-0	0-0	0-0	0	1	0	0	0	0	0	5	
Rand	0-0	0-0	0-0	1	0	0	0	0	0	0	2	
Surgeon	0-0	0-0	0-0	0	0	0	0	0	0	0	3	
Hansen	3-4	0-0	0-0	4	4	6	0	1	2	0	21	
Team				5								
Totals	26-58	7-23	11-21	35	25	70	15	16	7	5	200	
	FG%:	.448	3-PT%:	.304		FT%:	.524					

Score by Periods:				ATTENDANCE: 16,204			
Michigan		32	47	79			
Iowa		25	45	70			

(15) IOWA 71, PURDUE 52 March 10, 2005, United Center, Chicago, IL

PURDUE -- 52 (10 seed)												
Name	FG	3-PT	FT	RB	PF	TP	A	TO	BK	S	MN	
Teague	3-10	1-5	2-4	5	1	9	2	3	0	3	40	
Kiefer	2-6	0-1	0-1	7	2	4	2	2	0	0	25	
Ware	4-10	0-0	4-6	9	2	12	1	2	3	0	36	
Ford	3-6	2-4	0-0	0	2	8	0	0	0	0	24	
McKnight	7-18	1-4	0-0	2	3	15	6	4	0	0	38	
Hartley	0-1	0-1	0-0	3	1	0	0	1	0	0	10	
Price	0-0	0-0	0-0	1	0	0	0	0	0	0	2	
Carrroll	0-0	0-0	0-2	2	2	0	2	0	0	0	4	
Liddell	0-1	0-1	0-0	1	0	0	1	1	0	0	9	
Davis	1-4	0-0	2-3	5	3	4	0	2	1	0	12	
Team				5								
Totals	20-56	4-16	8-16	40	16	52	14	16	4	3	200	
	FG%:	.357	3-PT%:	.250		FT%:	.500					

IOWA -- 71 (7 seed)												
Name	FG	3-PT	FT	RB	PF	TP	A	TO	BK	S	MN	
Haluska	6-12	3-6	2-3	6	1	17	5	2	0	1	33	
Brunner	3-8	1-2	2-3	9	2	9	2	3	0	0	26	
Hansen	3-6	0-0	1-3	6	2	7	1	0	2	0	20	
Horner	4-10	4-7	4-6	6	2	16	8	1	1	0	33	
Henderson	5-9	1-2	0-0	1	0	11	1	3	1	2	29	
Angle	0-0	0-0	0-0	0	0	0	0	1	0	0	2	
Thompson	2-2	0-0	0-0	5	1	4	0	0	1	0	16	
Wick	0-0	0-0	0-0	0	0	0	0	0	0	0	1	
Brownlee	1-2	0-1	0-1	0	1	2	3	0	0	1	9	
Thomas	1-4	0-0	1-2	4	2	3	1	0	0	1	15	
Reed	1-5	0-2	0-0	1	1	2	0	1	1	0	13	
Gorney	0-0	0-0	0-0	0	2	0	0	0	0	0	3	
Team				1								
Totals	26-58	9-20	10-18	39	14	71	21	11	6	5	200	
	FG%:	.448	3-PT%:	.450		FT%:	.556					

Score by Periods:				ATTENDANCE: 19,066			
Purdue		23	29	52			
Iowa		33	38	71			

(16) IOWA 71, MICHIGAN STATE 69 March 11, 2005, United Center, Chicago, IL

IOWA -- 71 (7 seed)												
Name	FG	3-PT	FT	RB	PF	TP	A	TO	BK	S	MN	
Haluska	3-8	1-3	3-3	5	5	10	3	2	0	1	37	
Brunner	6-11	0-0	5-9	7	4	17	1	4	2	1	34	
Hansen	0-1	0-0	2-2	1	5	2	0	1	0	1	9	
Horner	6-16	4-11	0-0	3	4	16	4	7	2	2	39	
Henderson	6-10	0-0	5-6	5	0	17	1	1	0	1	37	
Thompson	0-1	0-0	1-2	2	2	1	1	1	0	0	11	
Brownlee	0-0	0-0	1-2	1	1	1	0	0	0	0	2	
Thomas	2-5	0-0	3-7	11	4	7	1	2	0	0	26	
Reed	0-0	0-0	0-0	0	0	0	0	1	0	1	5	
Team				4								
Totals	23-52	5-14	20-31	39	25	71	11	19	4	7	200	
	FG%:	.442	3-PT%:	.357		FT%:	.645					

MICHIGAN STATE -- 69 (2 seed)												
Name	FG	3-PT	FT	RB	PF	TP	A	TO	BK	S	MN	
Ager	1-9	0-5	3-4	4	0	5	3	2	1	0	27	
Anderson	6-8	1-2	5-10	4	4	18	1	2	2	1	30	
Davis	5-12	0-0	4-6	8	4	14	4	2	1	0	30	
Brown	5-10	3-4	1-2	4	2	14	2	1	1	0	31	
Neitzel	1-4	0-1	0-0	1	3	2	2	1	0	0	15	
Hill	2-4	0-1	0-0	5	2	4	1	3	0	1	19	
Trannon	2-5	0-0	0-5	5	3	4	0	1	1	0	15	
Torbert	2-5	2-2	2-3	2	5	8	1	2	2	0	23	
Bograkos	0-1	0-0	0-0	0	3	0	0	0	0	0	5	
Naymick	0-0	0-0	0-0	0	1	0	0	0	0	0	5	
Team				5								
Totals	24-58	6-15	15-30	38	27	69	14	14	8	2	200	
	FG%:	.414	3-PT%:	.400		FT%:	.500					

Score by Periods:				ATTENDANCE: 21,517			
Iowa		34	37	71			
Michigan State		30	39	69			



IOWA HAWKEYE BASKETBALL

Iowa's Big Ten Tournament Summaries

(17) WISCONSIN 59, IOWA 56 March 15, 2005, United Center, Chicago, IL

IOWA - - 56 (7 seed)												
Name	FG	3-PT	FT	RB	PF	TP	A	TO	BK	S	MN	
Haluska	4-8	2-6	0-1	3	2	10	3	2	1	0	36	
Brunner	7-12	0-1	4-5	7	1	18	1	3	2	0	36	
Hansen	2-4	0-0	5-6	6	3	9	0	2	3	1	24	
Horner	4-12	2-8	2-2	3	1	12	6	2	0	0	39	
Henderson	3-6	0-1	1-1	5	4	7	1	2	0	1	32	
Thompson	0-0	0-0	0-0	1	0	0	0	0	0	0	9	
Brownlee	0-0	0-0	0-0	1	1	0	0	1	1	0	5	
Thomas	0-0	0-0	0-0	2	3	0	0	1	0	0	10	
Reed	0-2	0-1	0-0	1	0	0	1	0	0	0	8	
Gorney	0-0	0-0	0-0	0	0	0	0	0	0	0	1	
Team				3								
Totals	20-44	4-17	12-15	32	16	56	13	13	6	2	200	
	FG%:	.455	3-PT%:	.235		FT%:	.800					

WISCONSIN - - 59 (3 seed)												
Name	FG	3-PT	FT	RB	PF	TP	A	TO	BK	S	MN	
Tucker	7-12	1-3	5-8	3	1	20	4	0	0	2	31	
Wilkinson	4-7	1-2	0-1	6	4	9	1	1	1	2	24	
Helmigk	1-2	0-0	0-0	3	2	2	0	2	0	0	11	
Chambliss	1-8	1-5	0-0	2	1	3	4	0	0	0	24	
Hanson	1-3	0-2	0-0	1	4	2	2	0	0	0	22	
Nixon	0-0	0-0	0-0	2	0	0	1	1	0	0	8	
Flowers	0-1	0-1	0-1	2	0	0	1	0	0	1	14	
Taylor	2-6	1-2	0-0	3	2	5	2	1	0	2	29	
Butch	0-2	0-1	1-2	0	0	1	0	0	0	0	5	
Morley	7-15	3-6	0-0	6	3	17	1	0	0	1	32	
Team				3								
Totals	23-56	7-22	6-12	31	17	59	16	6	1	8	200	
	FG%:	.411	3-PT%:	.318		FT%:	.500					

Score by Periods:				ATTENDANCE: 23,697			
Iowa		26	30	56			
Wisconsin		27	32	59			

(18) IOWA 67, MINNESOTA 57 March 10, 2006, Conseco Fieldhouse, Indianapolis, IN

MINNESOTA - - 57 (10 seed)												
Name	FG	3-PT	FT	RB	PF	TP	A	TO	BK	S	MN	
Hargrow	1-7	0-3	5-6	1	1	7	1	4	0	1	26	
Grier	13-24	0-3	3-3	4	2	29	1	3	0	4	40	
Stamper	3-6	0-0	0-0	5	1	6	0	3	0	0	22	
Boone	2-8	2-8	3-4	2	56	9	2	0	0	1	33	
Puchtel	2-4	0-0	0-1	9	4	4	2	0	1	0	33	
Coleman	1-4	0-0	0-0	3	1	2	0	0	1	1	18	
Tucker	0-2	0-0	0-0	0	2	0	1	0	0	1	6	
Abu-Shamala	0-4	0-2	0-0	4	3	0	1	0	0	0	16	
Tollackson	0-2	0-0	0-0	0	0	0	0	1	0	0	6	
Team				7								
Totals	22-61	2-16	11-14	35	19	57	8	11	2	8	200	
	FG%:	.361	3-PT%:	.125		FT%:	.786					

IOWA - - 67 (2 seed)												
Name	FG	3-PT	FT	RB	PF	TP	A	TO	BK	S	MN	
Haluska	3-6	1-3	0-0	4	2	7	1	6	1	1	36	
Horner	8-13	6-9	4-6	6	1	26	6	3	0	5	40	
Hasen	3-3	0-0	3-3	8	3	9	2	1	3	0	20	
Henderson	2-4	1-1	0-2	2	4	5	3	2	0	1	33	
Brunner	5-9	0-1	6-9	0	3	16	0	3	2	2	34	
Thompson	0-1	0-0	0-0	1	0	0	0	1	0	0	9	
Freeman	0-4	0-2	0-0	0	0	0	1	1	0	0	7	
Thomas	2-4	0-0	0-0	7	1	4	3	2	0	0	20	
Reed	0-0	0-0	0-0	0	0	0	0	0	0	0	1	
Team				4								
Totals	23-44	8-16	13-20	32	14	67	16	18	6	9	200	
	FG%:	.448	3-PT%:	.304		FT%:	.524					

Score by Periods:				ATTENDANCE: 18,730			
Minnesota		30	27	57			
Iowa		30	37	67			

(19) IOWA 53, MICHIGAN STATE 48 March 11, 2006, Conseco Fieldhouse, Indianapolis, IN

MICHIGAN STATE - - 48 (6 seed)												
Name	FG	3-PT	FT	RB	PF	TP	A	TO	BK	S	MN	
Brown	3-16	2-9	0-0	5	3	8	1	2	0	0	36	
Neitzel	0-7	0-4	0-0	2	4	0	6	3	0	1	29	
Ager	8-18	5-10	0-1	4	4	21	0	4	0	0	34	
Suton	0-2	0-0	0-0	1	1	0	0	1	0	0	17	
Davis	2-5	0-0	9-11	10	4	13	1	5	0	2	33	
Walton	0-1	0-0	0-0	0	2	0	1	1	0	3	18	
Aerts	0-0	0-0	0-0	0	0	0	0	0	0	0	1	
Tannon	2-4	0-0	2-4	6	4	6	0	1	0	0	27	
Hamo	0-0	0-0	0-0	0	0	0	0	0	0	0	1	
Rowley	0-0	0-0	0-0	1	0	0	0	0	0	0	4	
Team				8								
Totals	15-53	7-23	11-16	37	22	48	9	18	0	6	200	
	FG%:	.283	3-PT%:	.304		FT%:	.688					

IOWA - - 53 (2 seed)												
Name	FG	3-PT	FT	RB	PF	TP	A	TO	BK	S	MN	
Haluska	1-8	0-3	7-8	5	2	9	1	0	0	2	31	
Horner	4-12	2-6	4-4	3	0	14	2	3	0	0	40	
Hansen	1-3	0-0	1-2	4	5	3	0	2	3	0	18	
Henderson	3-6	0-0	5-5	4	2	11	2	4	1	3	36	
Brunner	4-10	0-1	4-8	5	2	12	2	2	1	0	33	
Thompson	0-0	0-0	0-0	2	0	0	0	1	0	0	8	
Freeman	0-0	0-0	0-0	1	0	0	1	1	0	1	13	
Thomas	2-2	0-0	0-0	3	2	4	0	1	0	1	17	
Gorney	0-0	0-0	0-0	1	0	0	0	0	0	0	4	
Team				4								
Totals	15-41	2-10	21-27	32	13	53	8	14	5	7	200	
	FG%:	.366	3-PT%:	.200		FT%:	.778					

Score by Periods:				ATTENDANCE: 18,730			
Michigan State		25	23	48			
Iowa		22	31	53			

(20) IOWA 67, OHIO STATE 60 March 12, 2006, Conseco Fieldhouse, Indianapolis, IN

IOWA - - 67 (2 seed)												
Name	FG	3-PT	FT	RB	PF	TP	A	TO	BK	S	MN	
Haluska	5-12	2-5	3-4	8	4	15	2	1	0	0	35	
Horner	7-14	2-8	0-0	5	2	16	10	2	0	0	38	
Hansen	5-8	0-0	0-0	5	2	10	0	1	2	1	22	
Henderson	3-7	1-1	0-0	2	2	7	0	1	0	1	30	
Brunner	3-10	0-1	4-7	8	4	10	3	5	0	0	34	
Thompson	1-1	1-1	0-0	1	1	3	2	1	0	0	7	
Freeman	2-2	1-1	0-0	3	1	5	1	0	0	0	16	
Thomas	0-1	0-0	1-2	2	0	1	0	0	0	0	18	
Team				7								
Totals	26-55	7-17	8-13	41	16	67	18	11	2	2	200	
	FG%:	.473	3-PT%:	.412		FT%:	.615					

OHIO STATE - - 60 (1 seed)												
Name	FG	3-PT	FT	RB	PF	TP	A	TO	BK	S	MN	
Sullinger	6-9	0-3	3-5	7	4	15	1	3	0	1	38	
Butler	7-12	2-6	3-4	2	1	19	6	2	0	1	38	
Foster	2-12	2-20	0-1	3	1	6	2	0	0	3	37	
Dials	4-8	0-0	2-3	9	4	10	0	1	1	0	22	
Sylvester	2-6	1-4	0-0	2	4	5	0	1	0	1	21	
Harris	0-2	0-2	0-0	0	2	0	0	0	0	1		



IOWA HAWKEYE BASKETBALL

Iowa's Big Ten Tournament Summaries

(21) PURDUE 74, IOWA 55 March 9, 2007, United Center, Chicago, IL

PURDUE -- 74 (5 seed)											
Name	FG	3-PT	FT	RB	PF	TP	A	TO	BK	S	MN
Watt	2-9	0-0	1-3	4	3	5	3	1	0	1	28
Landry	6-11	1-1	7-11	11	3	20	2	4	4	2	38
Teague	4-10	2-3	5-6	8	3	15	1	4	0	0	26
Kramer	2-4	0-0	2-2	2	2	6	2	1	0	1	32
Grant	1-3	1-2	0-0	1	3	3	1	2	0	0	15
Riddell	0-0	0-0	0-0	0	0	0	0	0	0	0	1
Crump	5-6	0-1	3-4	1	3	13	1	3	0	0	20
Green	4-5	1-2	0-0	3	1	9	0	1	2	2	20
Uchandou	0-0	0-0	0-0	0	0	0	0	0	0	0	1
Harley	0-0	0-0	0-0	1	0	0	0	0	0	0	1
Lutz	1-2	1-2	0-0	0	4	3	3	0	0	2	17
Graft	0-0	0-0	0-0	0	0	0	0	0	0	0	1
Team				7				1			
Totals	25-50	6-11	18-27	38	22	74	13	17	6	8	200
	FG%:	.500		3-PT%:	.545			FT%:		.692	

IOWA -- 55 (4 seed)											
Name	FG	3-PT	FT	RB	PF	TP	A	TO	BK	S	MN
Smith	8-14	0-1	1-4	7	2	17	1	6	2	1	37
Tate	0-0	0-0	1-2	3	4	1	0	0	0	1	17
Looby	2-4	0-0	0-0	6	4	4	0	3	5	1	21
Haluska	4-16	1-5	5-7	6	3	14	3	1	0	1	35
Freeman	3-9	0-3	5-7	4	3	11	3	0	1	2	33
Crawford	0-0	0-0	0-0	0	0	0	0	0	0	0	1
Wessels	0-0	0-0	0-0	0	0	0	0	0	0	0	1
Bohall	0-0	0-0	0-0	0	0	0	0	0	0	0	1
Johnson	1-2	0-1	0-2	1	4	2	1	2	1	0	21
Henderson	1-2	0-0	0-2	0	1	2	2	2	0	0	18
Angle	1-1	0-0	0-0	0	0	2	0	0	0	0	3
Gorney	1-3	0-0	0-0	0	1	2	0	2	0	1	12
Team				2							
Totals	21-51	1-10	12-24	29	22	55	10	16	9	7	200
	FG%:	.412		3-PT%:	.100			FT%:		.500	

Score by Periods:				ATTENDANCE: 18,103			
Purdue	43	31	74				
Iowa	30	25	55				

(22) MICHIGAN 55, IOWA 47 March 13, 2008, Consecro Fieldhouse, Indianapolis, IN

MICHIGAN -- 55 (9 seed)											
Name	FG	3-PT	FT	RB	PF	TP	A	TO	BK	S	MN
Wright	3-9	3-8	0-0	3	2	9	2	1	1	2	32
Sims	5-10	2-5	2-2	10	4	14	0	1	0	1	27
Udoh	1-4	0-0	0-0	4	4	2	1	1	3	2	27
Harris	6-15	2-4	5-6	2	3	19	3	3	2	0	37
Grady	1-3	1-2	1-3	1	2	4	3	2	0	0	32
Lee	1-2	0-1	0-0	0	2	2	1	1	0	1	8
Merritt	0-1	0-1	0-0	0	2	0	0	0	0	0	3
Shepherd	0-0	0-0	0-0	0	0	0	0	1	0	0	7
Coleman	0-2	0-1	0-0	3	1	0	0	0	0	0	14
Gibson	2-5	0-2	1-1	4	3	5	1	1	1	0	13
Team				4							
Totals	19-51	8-24	9-12	31	33	55	11	12	7	6	200
	FG%:	.373		3-PT%:	.333			FT%:		.750	

IOWA -- 47 (8 seed)											
Name	FG	3-PT	FT	RB	PF	TP	A	TO	BK	S	MN
Tate	3-6	0-0	10-17	11	4	16	0	4	1	2	37
Gorney	1-6	0-0	2-2	8	3	4	1	0	0	0	37
Freeman	3-9	0-5	3-4	2	2	9	0	2	1	0	32
Johnson	2-12	1-9	0-0	4	1	5	2	2	0	1	37
Kelly	5-11	1-2	0-0	1	4	11	0	4	0	1	36
Bohall	0-0	0-0	0-0	0	1	0	0	0	0	0	2
Peterson	1-3	0-1	0-0	3	2	2	1	1	0	1	15
Looby	0-0	0-0	0-0	0	0	0	0	1	0	0	4
Team				9							
Totals	15-47	2-17	15-23	38	17	47	4	15	2	5	200
	FG%:	.319		3-PT%:	.118			FT%:		.652	

Score by Periods:				ATTENDANCE: 13,852			
Michigan	34	21	55				
Iowa	25	22	47				

(23) MICHIGAN 74, IOWA 45 March 12, 2009, Consecro Fieldhouse, Indianapolis, IN

MICHIGAN -- 73 (7 seed)											
Name	FG	3-PT	FT	RB	PF	TP	A	TO	BK	S	MN
Novak	1-2	1-2	0-0	2	1	3	3	1	0	1	31
Douglass	3-6	2-4	0-0	4	1	8	2	0	1	1	25
Lee	1-2	0-1	0-0	1	4	2	5	2	0	1	21
Harris	7-11	3-5	1-1	7	1	18	8	4	1	1	34
Sims	12-16	1-2	2-2	2	2	27	1	1	0	3	30
Wright	0-0	0-0	0-0	2	0	0	0	1	0	1	8
Merritt	1-2	1-2	2-2	0	3	5	1	1	0	1	18
Shepherd	0-0	0-0	0-0	1	0	0	0	0	0	0	5
Puls	0-1	0-1	0-0	0	1	0	0	0	0	0	1
Lucas-Perry	2-4	2-4	0-0	4	0	6	2	0	0	0	15
Gibson	2-5	0-1	0-0	0	1	4	0	1	1	0	9
Grady	0-0	0-0	0-0	0	0	0	0	0	0	0	3
Totals	29-49	10-22	5-5	23	13	73	22	11	3	9	200
	FG%:	.592		3-PT%:	.455			FT%:		1.000	

IOWA -- 45 (10 seed)											
Name	FG	3-PT	FT	RB	PF	TP	A	TO	BK	S	MN
Gatens	1-10	0-3	0-0	2	2	2	1	4	0	3	31
Bawinkel	2-3	2-3	0-0	2	0	6	2	2	0	1	37
Fuller	3-8	1-5	0-0	6	1	7	0	2	0	0	25
Kelly	3-11	1-4	3-4	7	4	10	2	5	0	0	37
Cole	2-5	0-0	4-4	3	3	8	0	2	0	0	24
Angle	0-1	0-1	0-0	0	0	0	1	0	0	0	3
Davis	0-2	0-1	0-0	2	0	0	1	0	1	0	17
Tate	4-5	0-0	4-6	4	2	12	1	1	0	1	26
Team				2							
Totals	15-45	4-17	11-14	28	12	45	8	17	1	5	200
	FG%:	.333		3-PT%:	.235			FT%:		.786	

Score by Periods:				ATTENDANCE: 12,174			
Michigan	40	33	73				
Iowa	19	26	45				

(24) MICHIGAN 59, IOWA 52 March 11, 2010, Consecro Fieldhouse, Indianapolis, IN

MICHIGAN -- 59 (8 seed)											
Name	FG	3-PT	FT	RB	PF	TP	A	TO	BK	S	MN
Novak	1-8	1-6	0-0	3	3	3	2	0	0	1	37
Douglass	1-3	1-3	2-2	4	1	5	3	0	0	0	40
Harris	6-14	1-5	9-10	9	3	22	2	5	0	3	38
Morris	0-1	0-1	0-1	3	2	0	0	1	0	1	30
Sims	6-13	1-4	1-2	4	1	14	0	2	1	1	30
Wright	1-2	1-2	0-0	1	0	3	0	0	0	0	9
Lucas-Perry	2-5	1-4	0-0	1	4	5	3	0	0	0	16
Gibson	2-4	0-0	3-3	3	0	7	0	0	0	0	11
Team				3							
Totals	19-50	6-25	15-18	31	14	59	13	8	1	6	200
	FG%:	.380		3-PT%:	.240			FT%:		.833	

IOWA -- 52 (9 seed)											
Name	FG	3-PT	FT	RB	PF	TP	A	TO	BK	S	MN
Payne	9-16	5-10	2-2	2	2	25	1	3	0	1	39
Gatens	3-10	0-5	1-1	4	4	7	4	3	0	2	34
Fuller	5-10	0-0	0-0	13	1	10	0	2	1	0	39
May	2-10	0-4	0-0	3	1	4	1	0	0	0	36
Cole	2-5	0-0	0-1	6	3	4	2	4	2	1	23
Bawinkel	0-1	0-1	0-0	1	0	0	0	1	0	0	9
Brommer	0-3	0-0	0-0	2	2	0	0	0	1	0	12
Lickliter	0-0	0-0	0-0	0	1	0	0	0	0	0	2
Cougill	1-1	0-0	0-0	2	0	2	1	0	0	0	6
Team				5							
Totals	22-56	5-20	3-4	38	16	52	9	14	4	4	200
	FG%:	.393		3-PT%:	.250			FT%:		.750	

Score by Periods:				ATTENDANCE: 14,833			
Michigan	32	27	59				
Iowa	23	29	52				



IOWA HAWKEYE BASKETBALL

Iowa's Big Ten Tournament Summaries

(25) MICHIGAN STATE 66, IOWA 61
March 10, 2011, Consecro Fieldhouse, Indianapolis, IN

MICHIGAN STATE - - 66 (7 seed)

Name	FG	3-PT	FT	RB	PF	TP	A	TO	BK	S	MN
Lucas	3-11	0-4	5-6	3	1	11	4	1	0	0	35
Payne	2-4	0-0	2-3	3	0	6	0	0	1	0	8
Summers	2-6	1-3	4-4	3	3	9	0	4	0	2	29
Kebler	0-0	0-0	0-0	0	0	0	1	0	0	2	18
Green	10-23	1-4	0-0	14	2	21	4	4	2	2	33
Roe	0-3	0-0	5-8	5	2	5	3	0	0	1	23
Appling	3-5	2-3	2-2	3	2	10	0	3	0	1	25
Thornton	0-0	0-0	0-0	3	3	0	0	0	0	0	15
Nix	1-1	0-0	0-0	1	1	2	0	1	1	0	5
Sherman	1-1	0-0	0-0	2	0	2	0	2	1	1	9
Totals	22-54	4-14	18-23	39	14	66	12	15	5	9	200
FG%:	.407	3-PT%:	.286	FT%:	.783						

IOWA - - 61 (10 seed)

Name	FG	3-PT	FT	RB	PF	TP	A	TO	BK	S	MN
Gatens	5-10	1-3	2-2	2	3	13	1	0	0	1	35
Basabe	3-5	0-0	0-0	2	3	6	0	3	0	0	14
Marble	2-4	0-0	2-2	0	1	6	1	2	0	2	27
Cartwright	5-15	1-2	3-3	7	1	14	6	3	0	0	33
Cole	2-6	0-0	4-7	6	3	8	1	3	1	1	36
May	2-4	1-2	2-3	3	1	7	2	1	0	3	21
Archie	0-4	0-0	0-0	3	0	0	0	0	0	1	9
McCabe	2-5	1-2	0-0	4	2	5	0	0	0	0	13
Brommer	1-3	0-0	0-0	2	1	2	0	1	0	0	10
Stoermer	0-0	0-0	0-0	1	0	0	0	0	0	0	2
Team				2							
Totals	22-56	4-9	13-17	31	16	61	11	13	1	8	200
FG%:	.393	3-PT%:	.444	FT%:	.765						

Score by Periods:

Michigan State		33	30	61
Iowa		33	33	66

ATTENDANCE: 16,264

(26) IOWA 64, ILLINOIS 61
March 8, 2012, Consecro Fieldhouse, Indianapolis, IN

IOWA - - 64 (8 seed)

Name	FG	3-PT	FT	RB	PF	TP	A	TO	BK	S	MN
Marble	2-6	1-2	0-1	3	0	5	3	1	9	2	28
Gatens	7-12	2-5	4-4	3	2	20	1	2	0	1	36
McCabe	1-8	0-4	3-4	6	0	5	1	0	1	2	25
Cartwright	2-7	0-1	1-2	3	1	5	7	2	1	1	33
White	5-9	1-3	2-4	9	4	13	1	0	0	3	28
Basabe	3-4	0-0	1-2	4	2	7	0	1	1	0	18
Oglesby	3-8	2-4	0-0	4	1	8	1	0	0	0	17
Brommer	0-1	0-0	1-2	1	0	1	1	0	0	0	9
May	0-2	0-0	0-0	1	0	0	0	0	0	0	6
Team				3							
Totals	23-57	6-19	12-19	39	10	64	15	6	3	9	200
FG%:	.404	3-PT%:	.316	FT%:	.632						

ILLINOIS - - 61 (9 seed)

Name	FG	3-PT	FT	RB	PF	TP	A	TO	BK	S	MN
Richardson	4-11	3-9	0-0	6	0	11	2	1	0	1	38
Paul	2-11	0-4	0-0	5	1	4	4	7	1	0	37
Leonard	9-11	0-0	0-0	6	2	18	2	0	2	1	35
Abrams	1-4	1-3	0-0	2	3	3	4	2	0	0	22
Griffey	4-9	1-5	0-0	6	5	9	3	0	2	1	17
Maniscalco	1-5	1-3	0-0	3	0	3	2	1	0	1	21
Bertrand	5-8	1-2	0-0	3	1	11	1	1	0	0	19
Egwu	1-3	0-0	0-0	1	1	2	0	0	0	0	11
Team				3							
Totals	27-62	7-26	0-0	35	13	61	18	12	5	4	200
FG%:	.435	3-PT%:	.269	FT%:	.000						

Score by Periods:

Iowa		27	37	64
Illinois		31	30	61

ATTENDANCE: 17,936

(27) MICHIGAN STATE 92, IOWA 75
March 9, 2012, Consecro Fieldhouse, Indianapolis, IN

MICHIGAN STATE - - 92 (1 seed)

Name	FG	3-PT	FT	RB	PF	TP	A	TO	BK	S	MN
Payne	7-8	0-0	2-3	7	3	16	0	1	1	0	20
Appling	3-3	1-1	5-6	3	0	12	6	2	0	0	31
Thornton	1-2	1-2	0-0	3	2	3	1	0	1	2	25
Green	8-13	0-3	5-7	10	2	21	5	2	3	1	24
Wood	4-7	2-4	0-0	2	4	10	1	1	1	0	29
Byrd	2-5	1-3	3-3	1	2	8	0	1	1	0	10
Gauna	0-0	0-0	0-0	0	0	0	0	1	0	0	3
Kearney	1-4	0-1	0-0	3	2	2	0	0	1	1	15
Chapman	0-0	0-0	0-0	0	1	0	0	0	0	0	1
Wetzel	0-0	0-0	0-0	0	0	0	0	1	0	0	1
Trice	3-6	3-4	0-0	2	2	9	3	0	0	1	24
Nix	3-7	0-0	3-6	4	2	9	1	1	0	0	14
Sweeny	0-0	0-0	2-2	0	0	2	0	1	0	1	1
Wollenman	0-0	0-0	0-0	0	0	0	0	0	0	0	1
Ianni	0-0	0-0	0-0	0	0	0	0	0	0	0	1
Team				1							
Totals	32-55	8-18	20-27	36	20	92	17	12	8	6	200
FG%:	.582	3-PT%:	.444	FT%:	.741						

IOWA - - 75 (8 seed)

Name	FG	3-PT	FT	RB	PF	TP	A	TO	BK	S	MN
Marble	5-10	1-2	2-3	4	0	13	3	1	0	0	29
Gatens	1-6	1-4	7-7	1	2	10	4	1	0	1	38
McCabe	4-9	3-4	2-2	6	3	13	1	0	1	1	29
Cartwright	0-5	0-0	0-0	0	2	0	6	2	0	2	20
White	2-6	0-3	3-8	3	4	7	0	2	2	1	19
Olaseni	2-2	0-0	0-0	2	2	4	0	2	1	0	6
Basabe	2-6	0-0	4-4	3	4	8	0	0	2	0	21
Oglesby	7-9	5-7	1-2	2	1	20	1	0	0	1	26
Brommer	0-0	0-0	0-0	0	3	0	0	1	1	1	6
May	0-0	0-0	0-0	0	0	0	0	0	0	0	6
Team				3	1						
Totals	23-53	10-20	19-26	24	22	75	15	9	7	7	200
FG%:	.434	3-PT%:	.500	FT%:	.731						

Score by Periods:

Michigan State		55	37	92
Iowa		39	36	75

ATTENDANCE: 18,484

2012-13 HAWKEYE HEADSHOTS



#0
GABRIEL OLASENI
C, 6-10, 229, So.



#1
MELSAHN BASABE
F, 6-7, 221, Jr.



#2
JOSH OGLESBY
G, 6-5, 202, So.



#4
ROY DEVYN MARBLE
G/F, 6-6, 194, Jr.



#5
ANTHONY CLEMMONS
G, 6-1, 192, Fr.



#10
MIKE GESELL
G, 6-1, 185, Fr.



#11
CHRIS RICKERT
G, 6-3, 180, Sr.



#13
KYLE DENNING
G, 6-2, 165, So.




#15
ZACH McCABE
F, 6-7, 235, Jr.



#20
JARROD UTHOFF
F, 6-8, 200, Fr-RS.



#24
PATRICK INGRAM
G, 6-2, 211, Fr.



#25
ERIC MAY
G/F, 6-5, 219, Sr.



#30
AARON WHITE
F, 6-8, 218, So.



#34
ADAM WOODBURY
C, 7-1, 235, Fr.



#35
DARIUS STOKES
F, 6-7, 203, So.



#35
KYLE MEYER
F, 6-10, 222, Fr.



FRAN McCAFFERY
Head Coach



KIRK SPERAW
Assistant Coach



SHERMAN DILLARD
Assistant Coach



ANDREW FRANCIS
Assistant Coach