

2014-15 IOWA HAWKEYE BASKETBALL GAME NOTES



3 Final Fours
8 Big Ten Championships
2 Big Ten Tournament Titles
23 NCAA Tournaments

GAME 28 // ILLINOIS (17-10, 7-7) at IOWA (17-10, 8-6)
Wednesday, Feb. 25, 2015 • 2:06 p.m. (CT)
Iowa City, Iowa • Mediacom Court at Carver-Hawkeye Arena (15,400)
Radio: Hawkeye Radio Network; Sirius 92 and XM 195
Radio Talent: Gary Dolphin (p-x-p), Bob Hansen (analyst)
TV: BTN (BTN2GO)
Announcers: Kevin Kugler and Shon Morris
Live Stats / Audio: hawkeyesports.com
Tickets: \$27 for adults, and \$15 for youth and UI students

Iowa Athletic Communications
 5300 Carver-Hawkeye Arena, Iowa City, IA 52242
 Phone: 319-335-9411 • Fax: 319-335-9417
hawkeyesports.com • hawkeyebasketball.com
MBB CONTACT: MATTHEW WEITZEL
office: 319-335-6590 • **cell:** 319-430-8176
email: matthew-weitzel@hawkeyesports.com
Twitter: @BigWeitz

2014-15 Schedule / Results
17-10 Overall, 8-6 Big Ten

Nov. 14	Hampton	W, 90-56
Nov. 17	North Dakota State	W, 87-56
Nov. 20	vs. #10 Texas #	L, 57-71
Nov. 21	vs. #23 Syracuse #	L, 63-66
Nov. 24	Pepperdine	W, 72-61
Nov. 26	Northern Illinois	W, 70-49
Nov. 29	Longwood	W, 77-44
Dec. 3	at #12 North Carolina #	W, 60-55
Dec. 6	UM-Baltimore County	W, 77-47
Dec. 9	Alcorn State	W, 67-44
Dec. 12	#13/14 Iowa State	L, 75-90
Dec. 20	vs. Northern Iowa +	L, 44-56
Dec. 22	North Florida	W, 80-70
Dec. 30	at #18/21 Ohio State	W, 71-65
Jan. 5	Nebraska	W, 70-59
Jan. 8	Michigan State	L, 61-75
Jan. 13	at Minnesota	W, 77-75
Jan. 17	#25 Ohio State	W, 76-67
Jan. 20	at #5/6 Wisconsin	L, 50-82
Jan. 24	at Purdue	L, 63-67
Jan. 31	#5 Wisconsin	L, 63-74
Feb. 5	at Michigan	W, 72-54
Feb. 8	#16/17 Maryland	W, 71-55
Feb. 12	Minnesota	L, 59-64
Feb. 15	at Northwestern	L, 61-66 (OT)
Feb. 19	Rutgers	W, 81-47
Feb. 22	at Nebraska	W, 74-46
Feb. 25	Illinois	8:06 p.m.
Feb. 28	at Penn State	5:05 p.m.
March 3	at Indiana	6 p.m.
March 7	Northwestern	11 a.m.

all times listed are central
 # -- 2K Classic - New York City
 % -- ACC / Big Ten Challenge
 + -- Iowa Corn Cy-Hawk Series
 * -- Hy-Vee Big Four Classic - Des Moines, Iowa

Pronunciation Guide

Kirk Speraw	SPEAR-awe
Mike Gesell	GAH-zelle
Peter Jok	JOCK
Josh Oglesby	Oh-gulls-BEE
Gabriel Olaseni	Oh-lah-SHANE-ee
Okey Ukah	Oh-Kay Ooh-kuh
Dom Uhl	YULE
Jarrod Uthoff	YOU-toff

IOWA HAWKEYES

2014-15 Record: 17-10
Big Ten Record: 8-6
Head Coach: Fran McCaffery
Career Record: 342-250 (19th year)
Iowa Record: 91-73 (5th year)

STATISTICAL LEADERS

Points: Aaron White (14.5)
Rebounds: Aaron White (7.0)
Assists: Mike Gesell (3.6)
Steals: Aaron White (1.3)
Blocks: Gabriel Olaseni (1.6)

GAME INFORMATION
Date: Wednesday, Feb. 25, 2015
Tip-off: 8:06 p.m. (CT)
Location: Iowa City, Iowa
Arena: Carver-Hawkeye Arena
TV: BTN (BTN2GO)
Radio: Sirius 92 & XM 195;
Hawkeye Radio Network
 WMT-AM 600 (Cedar Rapids)
 WHO-AM 1040 (Des Moines)
 KXIC-AM 800 (Iowa City)

SERIES
 Series: Illinois leads, 82-69
 at Iowa City: Iowa leads, 53-21
 Last Meeting: March 8, 2014 (UI, 66-63)
 McCaffery vs. Illinois: 3-4
 Groce vs. Iowa: 1-2

MULTIMEDIA
 Audio / Live Stats: hawkeyesports.com
 Twitter Updates: @IowaHoops

ILLINOIS FIGHTING ILLINI

2014-15 Record: 17-10
Big Ten Record: 7-7
Head Coach: John Groce
Career Record: 145-94 (7th year)
Illinois Record: 60-38 (3rd year)







STATISTICAL LEADERS

Points: Rayvonte Rice (15.9)
Rebounds: Rayvonte Rice (6.4)
Assists: Jaylon Tate (3.2)
Steals: Rayvonte Rice (1.9)
Blocks: Nnanna Ekwu (1.8)

Game #28 Opening Tip

- Wednesday will be the only regular season meeting between Iowa and Illinois.
- Iowa won its two games last week over Rutgers & Nebraska by an average of 31 points. Iowa beat back-to-back league opponents by 28+ points for the first time since the 1995-96 season.
- According to ESPN, Iowa's strength of schedule ranks 26th strongest in the country, which is tops among Big Ten teams.
- Iowa is 16-1 this year when scoring 64+ points, with the lone loss coming to Iowa St. (90-75).
- Junior forward Jarrod Uthoff has led Iowa in scoring in four of the last six games.
- Aaron White is eight points from tying B.J. Armstrong (1986-89) for fourth place on Iowa's all-time scoring chart. He surpassed Devyn Marble for fifth in Sunday's game at Nebraska.
- Iowa has shot 50 percent or better from the field in four of its last six contests.
- Iowa is 5-3 in road games this season, with four of the wins coming in league play. The five overall road wins rank third best in the Big Ten (Wisconsin - eight; Michigan State - six). Iowa's five road victories are the most by a Hawkeye team since the 2002-03 campaign.
- Iowa is averaging a double-double out of its center position of Adam Woodbury and Gabriel Olaseni. The duo combine to average 15.2 points and 10 rebounds.

Iowa Projected Starting Lineup

 G • 10 • Mike Gesell 6-2 • 190 • Jr. • South Sioux City, NE PTS 7.3 AST 3.7 FG% .418 FT% .683	 F • 20 • Jarrod Uthoff 6-9 • 210 • Jr. • Cedar Rapids, IA PTS 12.2 REB 6.0 FG% .431 FT% .742
 G • 3 • Peter Jok 6-6 • 200 • So. • West Des Moines, IA PTS 7.4 REB 2.6 FG% .378 FT% .909	 F • 30 • Aaron White 6-9 • 228 • Sr. • Strongsville, OH PTS 14.7 REB 7.1 FG% .509 FT% .808
	
 C • 34 • Adam Woodbury 7-1 • 240 • Jr. • Sioux City, IA PTS 7.0 REB 5.2 FG% .503 FT% .589	

Inside The Numbers

	IOWA	ILL
Scoring Average	69.2	70.2
Scoring Defense	61.5	63.0
Scoring Margin	+7.7	+7.2
FG%	.435	.421
FG% Defense	.395	.412
FT%	.736	.790
3-PT FG%	.332	.361
3-PT FG% Defense	.313	.322
Rebound Margin	+3.9	-0.2
Assists Per Game	14.6	9.7
Turnovers Per Game	11.5	9.7
Steals Per Game	6.5	6.3
Blocks Per Game	4.6	3.3

Miscellaneous Statistics

Double-Figure Scoring Games...					
Player	11-12	12-13	13-14	14-15	Career
Aaron White	18	26	22	22	88
Mike Gesell	---	14	14	8	36
Jarrold Uthoff	---	---	11	18	29
Gabriel Olaseni	---	1	9	10	20
Adam Woodbury	---	6	4	8	18
Josh Oglesby	6	6	5	---	17
Peter Jok	---	---	7	10	17
Anthony Clemmons	---	4	1	3	8
Dom Uhl	---	---	---	1	1

20-Point Scoring Games...					
Player	11-12	12-13	13-14	14-15	Career
Aaron White	2	4	4	4	14
Jarrold Uthoff	---	---	---	3	3
Josh Oglesby	2	---	---	---	2
Mike Gesell	---	1	---	---	1

Double-Figure Rebounding Games...					
Player	11-12	12-13	13-14	14-15	Career
Aaron White	4	4	4	3	15
Gabriel Olaseni	---	1	4	3	8
Jarrold Uthoff	---	---	2	3	5
Adam Woodbury	---	---	1	2	3

Double-Doubles...					
Player	11-12	12-13	13-14	14-15	Career
Aaron White	4	4	4	2	14
Gabriel Olaseni	---	---	4	2	6
Jarrold Uthoff	---	---	2	2	4
Adam Woodbury	---	---	---	2	2

4+ Three-Pointer Games...					
Player	11-12	12-13	13-14	14-15	Career
Josh Oglesby	3	2	3	---	8
Jarrold Uthoff	---	---	---	3	3
Mike Gesell	---	1	1	---	2
Peter Jok	---	---	---	1	1

5+ Assists Games...					
Player	11-12	12-13	13-14	14-15	Career
Mike Gesell	---	5	13	7	25
Anthony Clemmons	---	9	2	1	12
Aaron White	---	---	2	2	4
Jarrold Uthoff	---	---	---	2	2
Adam Woodbury	---	---	---	1	1

3+ Steals Games...					
Player	11-12	12-13	13-14	14-15	Career
Aaron White	2	4	3	6	15
Mike Gesell	---	4	2	---	6
Anthony Clemmons	---	4	---	1	5
Jarrold Uthoff	---	---	---	3	3
Peter Jok	---	---	---	2	2
Adam Woodbury	---	---	1	1	2
Josh Oglesby	---	---	1	---	1

3+ Blocks Games...					
Player	11-12	12-13	13-14	14-15	Career
Gabriel Olaseni	1	4	7	7	19
Jarrold Uthoff	---	---	---	4	4
Adam Woodbury	---	3	---	---	3
Aaron White	2	1	---	---	3

2014-15 Margin of Victory/Defeat

Points	1	2	3	4	5	6	7	8	9	10+	15+	20+
Wins	1	0	0	0	1	1	0	0	1	3	2	7
Losses	0	0	1	1	2	0	0	0	0	4	1	1

THE SETTING

Iowa (17-10, 8-6) returns home Wednesday to host Illinois (17-10, 7-7) in the only regular season meeting. Tickets are available for \$27 for adults, and \$15 for youth and UI students.

Iowa is tied with Ohio State for sixth in the Big Ten standings, while Illinois is in eighth. The Hawkeyes are No. 55 in the RPI, while the Fighting Illini and No. 58.

ON THE AIR

Radio: Iowa games are broadcast on the Hawkeye Radio Network. Gary Dolphin handles the play-by-play, along with color commentator Bob Hansen. The network includes more than 40 stations that blanket the state of Iowa and include portions of Illinois, Nebraska, Minnesota, Missouri and Wisconsin. The Hawkeye Radio Network coverage includes a 60-minute pregame show.

TV: Thursday night's game will be televised nationally on BTN (BTN2GO). Kevin Kugler and Shon Morris will call the action.

IOWA CRUISES TO VICTORY AT NEBRASKA

- Iowa posted its second consecutive win by 28+ points on Sunday with a 74-46 triumph over Nebraska in Lincoln. The loss was the Cornhuskers' worst defeat in Pinnacle Bank Arena. The win was Iowa's fourth straight over Nebraska.
- Iowa shot 50 percent (29-of-58) from the field, including 50 percent (5-of-10) from 3-point range. The Hawkeyes have shot 50 percent or better in four of their last six games.
- Aaron White posted his second double-double of the season and 14th of his career, totaling game highs in scoring (18) and rebounding (11). White recorded the first 18-point, 11-rebound, 3-steal game by a Hawkeye since Cyrus Tate had 18 points, 11 rebounds and three steals against Northwestern on Feb. 19, 2008. White's scoring totals moved him past Devyn Marble and into fifth place on Iowa's all-time scoring list.
- Jarrold Uthoff contributed 11 points and a game-best four blocked shots, while Peter Jok netted 14 points. Jok has reached double figures in five of Iowa's last six games.
- Nebraska's 46 points are the fewest points Iowa has allowed in league play this year.
- Iowa held Nebraska to 2-of-18 (.111) shooting from 3-point range.
- Nebraska's top two-leading scorers, Terran Petteway and Shavon Shields, entered the game averaging 34 combined points; Iowa held the duo to 19 total points.

STEALS MAKING A DIFFERENCE

In Iowa's 17 victories, the Hawkeyes average 7.9 steals per game compared to 4.2 in their 10 defeats. The +3.7 steals per game difference in wins versus losses is second in the Big Ten behind Minnesota (+5.8). The +3.7 differential also is the eighth largest in the country.

2014-15 Iowa Hawkeye Roster

No.	Name	Pos.	Ht.	Wt.	Yr.	Hometown (High School/College)
0	Gabriel Olaseni	C	6-10	237	Sr.	London, England (Sunrise Christian Academy - KS)
1	Charlie Rose	G	6-4	175	Fr.	Elmhurst, Ill. (York Community)
2	Josh Oglesby	G	6-5	200	Sr.	Cedar Rapids, Iowa (Washington)
3	Peter Jok	G	6-6	200	So.	West Des Moines, Iowa (Valley)
5	Anthony Clemmons	G	6-2	195	Jr.	Lansing, Mich. (Sexton)
10	Mike Gesell	G	6-2	190	Jr.	South Sioux City, Neb. (South Sioux City)
13	Kyle Denning	G	6-1	165	Sr.	Cedar Falls, Iowa (Northern University HS)
20	Jarrold Uthoff	F	6-9	210	Jr.	Cedar Rapids, Iowa (Jefferson/Wisconsin)
23	Okey Ukah	F	6-7	220	Jr.	Iowa City, Iowa (West/Kirkwood CC)
24	Brady Ellingson	G	6-4	188	Fr.	Sussex, Wis. (Sussex)
25	Dom Uhl	F	6-8	195	Fr.	Frankfurt, Germany (Point Pleasant Beach - NJ)
30	Aaron White	F	6-9	228	Sr.	Strongsville, Ohio (Strongsville)
34	Adam Woodbury	C	7-1	245	Jr.	Sioux City, Iowa (East)
51	Nicholas Baer	F	6-7	187	Fr.	Bettendorf, Iowa (Bettendorf)

Head Coach: Fran McCaffery

Assistant Coaches: Kirk Speraw, Sherman Dillard, Andrew Francis

Head Coach Fran McCaffery

Fran McCaffery, who is signed through the 2020 season, is in his fifth season as the head basketball coach at the University of Iowa and his 19th year overall as a college head coach. McCaffery spent five seasons (2005-10) as the head coach at Siena, six years at UNC-Greensboro (1999-2005) and three seasons at Lehigh (1985-88) before joining the Hawkeyes.



McCaffery has three decades of Division I coaching experience. He completed his 32nd season as a collegiate coach in 2014, which includes 18 years as a head coach and 14 as an assistant. McCaffery became one of 12 coaches to lead four different Division I teams to the NCAA Tournament in 2014.

McCaffery, 55, holds a career mark of 342-250 (.578) and guided his teams to nine postseason appearances (six NCAA, three NIT). He is 91-73 (.555) at Iowa.

Since taking over the Iowa program in 2010, the Hawkeyes have increased their win total by 15 games. McCaffery coached Iowa to 25 victories in 2013, equaling the second-most win total in program history. McCaffery has guided the Black and Gold to back-to-back NIT appearances, including a runner-up finish in 2013.

McCaffery has posted upper division finishes in each of the past two seasons at Iowa and 14-of-18 seasons as a head coach. He has posted 20 wins or more six of the last eight seasons, including the last two at Iowa (2013 and 2014).

McCaffery and the Hawkeyes have made Carver-Hawkeye Arena one of the most feared arenas to play nationally. Fans have embraced McCaffery and his team's style of play with attendance increasing by 57 percent since 2010. The Hawkeyes won a school-record 18 home games a year ago.

McCaffery's five years at Siena were the best in its 70-year history. He led the Saints on an incredible run that ended with three straight Metro Atlantic Athletic Conference championships and NCAA Tournament appearances. In so doing, Siena became the only program in the country to win its regular season and postseason title 2008-10.

McCaffery's Saints owned a 112-51 (.687) record in his five years with the program. He guided the Saints to four consecutive 20-win seasons.

The 2009 MAAC Coach of the Year and 2010 District I Coach of the Year is the third winningest coach, by percentage, in league history (68-22, .756). He is the only coach to guide a MAAC program to two NCAA Tournament wins. McCaffery led his 2008 and 2009 teams to first round NCAA Tournament victories over Vanderbilt and Ohio State, respectively.

In his final two seasons at Siena, he coached the Saints to back-to-back 27-win campaigns and boasted a combined 39-3 (.929) record against MAAC opponents, which included MAAC Tournament contests.

McCaffery began his coaching career as an assistant at Penn (1982-83) and Lehigh (1983-85). After three seasons as head coach at Lehigh, he spent 11 seasons as an assistant at Notre Dame (1988-99).

McCaffery played basketball at Wake Forest his freshman year (1977-78) and then concluded his collegiate playing career at Penn his final three seasons (1979-82).

He earned his B.S. degree in Economics from The Wharton School (Penn) in 1982. McCaffery also earned a Master of Education from Lehigh in 1985.

COACHING HONORS

NABC District I Coach of the Year, 2009-10
MAAC Coach of the Year, 2008-09

HEAD COACHING EXPERIENCE

Lehigh (1985-88):49-39 (.557); 8-6 (.571) League
UNC-Greensboro (1999-05).....90-87 (.508); 49-47 (.510) League
Siena (2005-10)112-51 (.687); 68-22 (.756) League
Iowa (2010-present):91-73 (.555); 38-48 (.442) League

McCaffery File

Born: May 23, 1959
Hometown: Philadelphia, Pa.
High School: LaSalle, 1977
College: B.S. in Economics, The Wharton School (Penn), 1982
Master of Education, Lehigh, 1985
Family: Wife, Margaret
Sons, Connor, Patrick and Jonathan Francis
Daughter, Marit Katherine
Brother, Jack (sportswriter in Philadelphia area)

Coaching Honors

MAAC Coach of the Year, 2009
NABC District I Coach of the Year, 2009-10

Coaching History (30 years)

1982-83 Assistant Coach, Penn
1983-85 Assistant Coach, Lehigh
1985-88 Head Coach, Lehigh
1988-99 Assistant Coach, Notre Dame
1999-05 Head Coach, UNC-Greensboro
2005-10 Head Coach, Siena
2010-present Head Coach, University of Iowa

Coaching Chart

Overall (18 seasons): 342-250 (.578)
At Iowa (five seasons): 91-73 (.555)
At Siena (five seasons): 112-51 (.688)
At UNCG (six seasons): 90-87 (.508)
At Lehigh (three seasons): 49-40 (.551)
NCAA Tournament (six appearances*): 2-6
NIT (three appearances): 5-3

**McCaffery is the first coach to bring three different programs from one-bid leagues to the NCAA Tournament (conferences that sent just one team the year his program advanced).*

McCaffery in Postseason Play

1988 NCAA Tournament - - Lehigh
1989 NCAA Tournament - - Notre Dame
1990 NCAA Tournament - - Notre Dame
1992 NIT - - Notre Dame
1997 NIT - - Notre Dame
2001 NCAA Tournament - - UNC-Greensboro
2002 NIT - - UNC-Greensboro
2008 NCAA Tournament - - Siena
2009 NCAA Tournament - - Siena
2010 NCAA Tournament - - Siena
2012 NIT - - Iowa
2013 NIT -- Iowa
2014 NCAA Tournament -- Iowa

Playing Experience

Wake Forest, 1977-78
Penn, 1979-82

2014-15 Big Ten Standings/Schedule

Team	Big Ten	Pct.	Overall	Pct.
Wisconsin	13-1	.929	25-2	.926
Maryland	10-4	.714	22-5	.815
Purdue	10-4	.714	18-9	.667
Michigan St	10-4	.714	19-8	.704
Indiana	9-6	.600	19-9	.679
Ohio State	8-6	.571	19-8	.704
IOWA	8-6	.571	17-10	.630
Illinois	7-7	.500	17-10	.630
Michigan	7-8	.467	14-13	.519
Minnesota	5-10	.333	16-12	.571
Nebraska	5-10	.333	13-14	.481
Northwestern	4-10	.286	13-14	.481
Penn State	3-12	.200	15-13	.536
Rutgers	2-13	.133	10-18	.357

Tuesday, Feb. 24

Wisconsin at Maryland, 6 p.m. (BTN)

Wednesday, Feb. 25

Indiana at Northwestern, 6 p.m. (BTN)

Illinois at IOWA, 8 p.m. (BTN)

Thursday, Feb. 26

Minnesota at Michigan State, 6 p.m. (BTN)

Nebraska at Ohio State, 6 p.m. (ESPN)

Rutgers at Purdue, 8 p.m. (ESPNU)

Saturday, Feb. 28

Michigan at Maryland, 11 a.m. (ESPN)

IOWA at Penn State, 5 p.m.

Northwestern at Illinois, 6 p.m. (BTN)

All times are central

National Rankings

AP Poll

Feb. 23

- Kentucky
- Virginia
- Gonzaga
- Duke
- Wisconsin
- Villanova
- Arizona
- Kansas
- Notre Dame
- Northern Iowa
- Wichita State
- Iowa State
- Utah
- Maryland
- North Carolina
- Oklahoma
- Louisville
- Arkansas
- Baylor
- West Virginia
- SMU
- VCU
- Butler
- San Diego State
- Providence

USA Today Poll

Feb. 23

- Kentucky
- Gonzaga
- Virginia
- Wisconsin
- Duke
- Villanova
- Arizona
- Notre Dame
- Kansas
- Northern Iowa
- Wichita State
- Utah
- Iowa State
- Maryland
- Louisville
- Arkansas
- Oklahoma
- North Carolina
- West Virginia
- Baylor
- SMU
- San Diego State
- Butler
- VCU
- Michigan State

2014-15 Captains

Iowa captains are seniors Josh Oglesby, Gabriel Olaseni, and Aaron White

ALL-TIME SERIES RECORDS

Illinois holds an 82-69 advantage in the series that began with a 46-36 Iowa win in 1908. The Illini have won 10 of the last 14 against the Hawkeyes, but Iowa has won three of the last four meetings.

Iowa holds a 53-21 advantage in games played in Iowa City, including an 18-11 margin in Carver-Hawkeye Arena. The Fighting Illini beat the Hawkeyes, 66-63, in last season's regular season finale in Iowa City.

SCOUTING ILLINOIS

- After winning four straight games, Illinois has dropped its last two games (at No. 5 Wisconsin and versus Michigan State in Champaign).
- Illinois, who entered Sunday's game vs. Michigan State averaging 7.5 3-pointers made per game, went 2-of-16 (.125) from 3-point territory. Malcolm Hill and Rayvonte Rice combined to score 32 of Illinois' 53 points in defeat.
- Illinois ranks first in the country in free throw accuracy (.790), while also ranking seventh in fewest turnovers (9.7), and 17th in turnover margin (+3.3). The Fighting Illini rank fourth in the Big Ten in steals (6.3) and assist/turnover ratio (1.3).
- The Fighting Illini are 12-2 at home this season, but 2-6 in true road games, including a 2-5 mark away from Champaign during league play.
- Rayvonte Rice leads the team in scoring (15.9 ppg), rebounding (6.4 rpg), and steals (1.9 spg). His 15.9 scoring average ranks eighth in the league. Rice is a transfer, who played against Iowa his first two seasons while enrolled at Drake University (Des Moines).
- The Fighting Illini average 7.2 3-pointers made per game. Five players have made 30+ triples. Kendrick Nunn leads the squad with 46 treys, shooting at a 40 percent clip.
- Illinois is 4-4 in Big Ten games decided by eight points or less.
- Illinois is 1-1 in overtime games this season, with both contests coming against Michigan. The Fighting Illini fell in Ann Arbor (73-65), but won in Champaign (64-52).

LAST MEETING AGAINST ILLINOIS

Illinois' Jon Ekey made a 3-pointer with 0.5 seconds remaining to lift Illinois to a 66-63 win at Iowa in the 2014 regular season finale in Iowa City.

Illinois opened the game on a 20-6 run the first 6:11 of the contest, before the Hawkeyes closed the half on a 28-9 run to lead 34-29 at halftime.

Shooting stats were almost identical between Iowa and Illinois, with the 3-pointer with 0.5 seconds left proving to be the difference. Illinois shot 25-of-54 from the field, including 7-of-19 from 3-point territory, and 9-of-12 from the free throw line. Iowa was 24-of-54 from the field, including 6-of-17 from 3-point range, and 9-of-14 from the foul line.

Three Hawkeyes scored in double figures in defeat: Aaron White (12), Mike Gesell (11), and Adam Woodbury (11). Iowa forced 13 Illini turnovers, scoring on almost every Illinois miscue -- 23 points.

UTHOFF, GESELL EARN ACADEMIC DISTINCTION

Juniors Mike Gesell and Jarrod Uthoff have been named Capital One Academic All-District first team honorees for their combined performance athletically and in the classroom. The Hawkeye duo will advance to the Capital One Academic All-America Team ballot, where first-, second-, and third-team All-America honorees will be selected later this month.

Gesell, a native of South Sioux City, Nebraska, is a finance major maintaining a 3.93 grade point average. He leads the team in assists (101) and ranks seventh in the Big Ten in assist-to-turnover ratio (2.0). Gesell averages 7.3 points per game. Earlier this fall, Gesell earned invitation to Beta Gamma Sigma, the National Scholastic Honor Society for business students at the University of Iowa who have garnered GPA's that place them in the top 10 percent of their class.

Uthoff, a native of Cedar Rapids, Iowa, is an economics major with a 3.34 GPA. Uthoff ranks second in team scoring (12.2), rebounding (6.0), steals (30), and assists (51). He is the only Division I player with 45+ 3-pointers, 40+ blocks, and 30+ steals. He was named the Big Ten Player of the Week on Jan. 6, following his performances in Iowa wins over No. 18 Ohio State and Nebraska.

Iowa Career FT Makes

1.	570	Aaron White	2012-p
----	-----	-------------	--------

Iowa Career FT Attempts

1.	744	Aaron White	2012-p
----	-----	-------------	--------

Big Ten Career FT Makes

1.	826	Don Schlundt (IND)	1952-55
2.	713	Terry Dischinger (PUR)	1960-62
3.	615	Kiwane Garris (ILL)	1994-97
4.	582	Dave Schelhase (PUR)	1964-66
5.	570	Aaron White (IOWA)	2012-p

Iowa Career Scoring

1.	2,116	Roy Marble	1986-89
2.	1,779	Acie Earl	1990-93
3.	1,768	Greg Stokes	1982-85
4.	1,705	B.J. Armstrong	1986-89
5.	1,697	Aaron White	2012-p

Iowa Career Blocked Shots

1.	365	Acie Earl	1990-93
2.	229	Greg Stokes	1982-85
3.	212	Erek Hansen	2004-06
4.	148	Melsahn Basabe	2011-14
5.	129	Gabriel Olaseni	2012-p

Iowa Career Rebounding

1.	990	Greg Brunner	2003-06
2.	914	Kevin Kunnert	1971-73
3.	877	Ed Horton	1986-89
4.	857	Michael Payne	1982-85
5.	852	Bruce King	1975-77
6.	845	Aaron White	2012-p

Iowa Career Double-Doubles

1.	48	Kevin Kunnert	1971-73
2.	45	Bruce King	1975-77
3.	41	Don Nelson	1960-62
4.	40	Reggie Evans	2001-02
5.	37	Dave Gunther	1957-59
6.	32	Greg Brunner	2003-06
7.	28	Ed Horton	1986-89
8.	27	Acie Earl	1990-93
9.	22	Ryan Bowen	1995-98
10.	21	Greg Stokes	1982-85
11.	18	Jess Settles	1994-99
12.	18	Michael Payne	1982-85
13.	17	Chris Street	1991-93
14.	14	Chuck Darling	1950-52
	14	Aaron White	2012-p

Iowa Career 3-Pointers

1.	262	Jeff Horner	2003-06
2.	239	Matt Gatens	2009-12
3.	226	Chris Kingsbury	1994-96
4.	214	Kent McCausland	1996-99
5.	212	Adam Haluska	2005-07
6.	193	Brody Boyd	2001-04
7.	161	Dean Oliver	1998-01
8.	139	Luke Recker	2001-02
	139	Josh Oglesby	2012-p

The last Iowa player to earn Academic All-District distinction was Adam Haluska in 2007, who also earned first team Academic All-America accolades.

The Iowa women's basketball team also had two players recognized (Sam Logic and Ally Disterhoft). The University of Iowa is one of only two schools to have two men and two women's basketball student-athletes earn Academic All-District laurels.

FINDING WAYS TO SCORE

Aaron White ranks first in the country in highest percentage of points scored from free throws (minimum 375 total points). The Hawkeye senior has scored 147 of his 396 points (37 percent) from the charity stripe.

On Jan. 5 against Nebraska, White surpassed Roy Marble as Iowa's all-time leader in free throws. He currently ranks fifth in Big Ten annals and is 12 makes from equalling Dave Schelhase of Purdue (582) for fourth in conference history.

White has attempted 10+ free throws in seven games this year and 13 times in his career. Only two active players in the nation have accomplished that feat more than White.

WHITE HOT

Aaron White, who is fifth in Iowa history with 133 games played, ranks first among active conference players in rebounding (845) and is fourth in scoring (1,697). He passed Devyn Marble for fifth on Iowa's all-time scoring chart at Nebraska on Sunday. He is only seven boards from tying Bruce King for fifth place in Iowa career rebounding. White is one of only three Hawkeyes ever to amass 1,600+ points and 800+ rebounds (Acie Earl and Greg Stokes).

White is one of 16 players named to the first-ever Karl Malone Award watch list. He ranks first on the team in rebounding (7.1), steals (1.3), and scoring (14.7), and is fourth in assists (1.55) this season. His rebounding and scoring averages rank third and 10th, respectively, in the Big Ten this year. White is seeking to become the first Hawkeye to lead the team in scoring and rebounding since Greg Brunner in 2006 (14.1 points and 9.2 rebounds per game).

White was the only Big Ten player to average 13+ points and 7+ rebounds during league play in 2014. White became the first Hawkeye ever to register 1,300+ points, 650+ rebounds, 100+ steals, and 100+ assists by his junior season.

White was the only player in the nation to shoot better than 55 percent from the field and 80 percent from the foul line in 2014. He shot 58 percent from the field and 81 percent from the charity stripe. Again this season, White is the only player in the nation to shoot better than 50 percent from the field (51 percent) and 80 percent from the charity stripe (81 percent).

White became the fifth player, since 1960, to lead the Hawkeyes in rebounding three consecutive seasons. White joins Don Nelson (1960-62); Kevin Kunnert (1971-73); Bruce King (1975-77); and Greg Brunner (2004-06). He is seeking to become the first player all-time to lead the Hawkeyes in rebounding all four seasons.

White reached the 1,000-point milestone in his 82nd career game his junior season. White currently ranks fifth in Iowa scoring; he is nine points from surpassing B.J. Armstrong (1,705) for fourth all-time.

LEADING THE TEAM

Following is the number of times a player led Iowa in scoring, rebounding, assists and steals. If two or more players tied for the team lead, all were credited for that game:

Player	Scoring	Rebounding	Assists	Steals	Blocks
Aaron White	14	12	4	12	5
Peter Jok	1	2	2	6	1
Gabriel Olaseni	3	5	---	1	14
Adam Woodbury	---	7	1	3	5
Anthony Clemmons	1	---	4	1	1
Mike Gesell	3	---	15	6	3
Jarrold Uthoff	8	7	5	9	15
Josh Oglesby	---	---	3	3	1
Dom Uhl	---	---	---	1	2

DICKERSON GRANTED RELEASE TO TRANSFER

Fran McCaffery announced Monday that Trey Dickerson has decided to transfer from the program and has been granted a full release from his scholarship. The 6-foot guard averaged 2.7 points, 1.2 assists and 0.5 rebounds in 15 games this season with the Hawkeyes.

SELECT COMPANY

Aaron White is one of only two active Division I players (Oklahoma's TaShawn Thomas) to have 1,675+ points, 825+ rebounds, 175+ assists, and 125+ steals. He is the only Hawkeye ever to post those numbers in the program's history.

Also, his 14 career double-doubles ranks second among active Big Ten players; Michigan State's Branden Dawson ranks first (18).

FRESH START

Sophomore Peter Jok made his first start of his career on Dec. 22 vs. North Florida. The native of West Des Moines, Iowa, has started the last 15 games, beginning with that North Florida contest.

Jok is averaging 7.4 points per game for the season and 9.1 points since being inserted into the starting lineup, which ranks third during the 15-game stretch. He has made at least one triple in 14 of the last 19 games, including multiple 3-pointers in five of the last six contests.

Jok has scored in double figures in five of Iowa's last six games, averaging 11.7 points and shooting at a 48 percent clip from 3-point range (12-of-25) during the six-game span. He netted a career-high 16 points vs. Minnesota (Feb. 12) and 14 points in Iowa's last outing against Nebraska on Sunday in Lincoln.

UTHOFF PRODUCING ON THE WING

Jarrold Uthoff ranks second in team scoring (12.2 ppg) and steals (1.1), and first in 3-point shooting (46-of-114, .404). He is the only Division I player to have 45+ 3-pointers, 40+ blocks and 30+ steals.

Uthoff has made 31 of his team-leading 46 3-pointers in Iowa's 17 victories. He is averaging a team-best 13.7 points and shooting 46 percent (68-of-148) in Big Ten play, while averaging 10.6 points and shooting 39.8 percent (51-of-128) in nonconference action.

The redshirt junior, who has led the team in scoring in four of the last six games, poured in a game and career-high 25 points in Iowa's loss at Northwestern (Feb. 15). His career-high fifth 3-pointer came with four seconds remaining in regulation to even the score and send the game to overtime.

The Cedar Rapids, Iowa, native is only the second Hawkeye ever to average 12+ points, 6+ rebounds and shoot better than 40 percent from 3-point territory (Russ Millard in 1995-96). Uthoff enters

Wednesday's game averaging 12.2 points, six rebounds and shooting at a 40 percent clip from long distance.

Uthoff was named Big Ten Player of the Week on Jan. 6 by the Big Ten Conference after his performance in Iowa's win at No. 18 Ohio State (Dec. 30) and vs. Nebraska (Jan. 5). Uthoff averaged 16.5 points, seven rebounds, and 3.5 blocks in those two games.

Uthoff drained four triples in Iowa's victory over Hampton (Nov. 14) and at No. 18 Ohio State (Dec. 30). He has reached double figures in 18 of Iowa's 27 contests. He averages a team-best 16.8 points over the last four games.

Uthoff tallied eight points and equaled career bests in rebounding (11) and blocked shots (five) in Iowa's five-point victory at No. 12 North Carolina. He had 22 points, five rebounds, four assists, and four blocks at Minnesota on Jan. 13. Uthoff became the first player to amass 22+ points, 5+ rebounds, 4+ assists, and 4+ blocks in a Big Ten contest since Minnesota's Joel Przybilla versus Iowa on Jan. 12, 2000.

Uthoff has two double-doubles this season (North Florida and Michigan State). He had 10 points and a personal-best 12 boards against North Florida (Dec. 22), and 12 points and a team-best 10 rebounds versus Michigan State (Jan. 8).

HAWKEYE FAST BREAKS

- Iowa is 14-1 this season when scoring 70+ points and 15-2 when shooting at a higher percentage than its opponents.
- Junior guard Anthony Clemmons has amassed 14 assists and only one turnover the last three games.
- The Hawkeyes have won five true road games this season. Iowa has two road games remaining on its schedule. The last time Iowa won five true road games in the regular season was in 2002-03.
- The Hawkeyes have had fewer than 10 turnovers in nine games this season. Iowa had a season-low four turnovers at Northwestern (Feb. 15).
- Iowa has beaten Ohio State and Michigan both on the road in the same season for the first time since 1998-99.
- The Hawkeyes are 8-2 when Gabriel Olaseni scores in double figures this season.
- Iowa is 7-1 this season when sinking eight or more 3-pointers. The Hawkeyes made eight triples in two of their last three games (at Northwestern and versus Rutgers).

Last Three Games Statistics

#	Player	gp-gs	min	avg	Total		3-Point		F-Throw		Rebounds				pf	dq	a	to	blk	stl	pts	avg		
					fg-fga	fg%	3fg-fga	3fg%	ft-fa	ft%	off	def	tot	avg										
20	Uthoff, Jarrod	3-3	93	31.0	17-33	.515	8-16	.500	8-8	1.000	3	9	12	4.0	5	0	6	1	6	5	50	16.7		
30	White, Aaron	3-3	99	33.0	12-30	.400	2-4	.500	11-12	.917	10	22	32	10.7	4	0	7	2	0	3	37	12.3		
3	Jok, Peter	3-3	67	22.3	12-28	.429	5-12	.417	0-1	.000	1	7	8	2.7	5	0	4	0	1	0	29	9.7		
0	Olaseni, Gabriel	3-0	53	17.7	9-19	.474	0-0	.000	8-12	.667	4	6	10	3.3	7	0	0	1	1	1	26	8.7		
10	Gesell, Mike	3-3	76	25.3	10-21	.476	0-2	.000	0-1	.000	2	8	10	3.3	4	0	11	5	1	2	20	6.7		
11	Dickerson, Trey	1-0	8	8.0	2-3	.667	1-1	1.000	1-3	.333	0	1	1	1.0	0	0	0	1	0	0	6	6.0		
34	Woodbury, Adam	3-3	62	20.7	4-12	.333	0-0	.000	6-12	.500	5	6	11	3.7	4	0	3	3	0	4	14	4.7		
5	Clemmons, Anthony	3-0	56	18.7	5-11	.455	1-3	.333	2-2	1.000	1	2	3	1.0	2	0	14	1	0	4	13	4.3		
25	Uhl, Dom	3-0	36	12.0	4-10	.400	1-3	.333	1-4	.250	3	5	8	2.7	3	0	2	5	1	3	10	3.3		
2	Oglesby, Josh	3-0	52	17.3	3-9	.333	3-9	.333	0-0	.000	1	5	6	2.0	5	0	3	1	0	2	9	3.0		
23	Ukah, Okey	2-0	8	4.0	1-2	.500	0-0	.000	0-0	.000	1	3	4	2.0	1	0	1	1	0	1	2	1.0		
13	Denning, Kyle	2-0	10	5.0	0-1	.000	0-1	.000	0-0	.000	0	0	0	0.0	1	0	0	0	0	1	0	0.0		
01	Rose, Charlie	2-0	5	2.5	0-0	.000	0-0	.000	0-0	.000	0	0	0	0.0	0	0	0	1	0	0	0	0.0		
Team											5	5	10											1
Total.....		3	625		79-179	.441	21-51	.412	37-55	.673	36	79	115	38.3	41	0	51	23	10	26	216	72.0		
Opponents.....		3	625		56-157	.357	16-60	.267	31-47	.660	30	72	102	34.0	47	0	31	42	19	16	159	53.0		

Iowa in Big Ten Statistics

Category	All Games		NCAA	
	Stat	Rank	Stat	Rank
3-PT FG Defense	.313	2nd	.313	48th
Blocked Shots	4.6	3rd	4.6	52nd
FG% Defense	.395	3rd	.395	39th
Steals	6.5	3rd	6.5	147th
Scoring Defense	61.5	4th	61.5	60th
Rebounding Margin	+3.9	4th	+3.9	67th
Assists	14.6	5th	14.6	53rd
Free Throw %	.736	5th	.736	34th
Scoring Margin	+7.7	5th	+7.7	57th
Assist/TO Ratio	1.3	6th	1.3	42nd
Turnover Margin	+0.9	6th	+0.9	115th
Field Goal %	.432	8th	.432	---
Scoring Offense	69.2	9th	69.2	128th
3-Pt. Field Goal %	.332	10th	.332	---
3-Pt. FG Per Game	5.6	11th	5.6	---

Category	Player	All Games		NCAA	
		Stat	Rank	Stat	Rank
FG%	Aaron White	.509	9th	.509	---
Blk. Shots	Gabriel Olaseni	1.6	6th	1.6	88th
Rebounding	Jarrold Uthoff	1.5	9th	1.5	102nd
	Aaron White	7.1	3rd	7.1	143rd
Scoring	Jarrold Uthoff	6.0	14th	6.0	---
	Aaron White	14.7	10th	14.7	210th
Assists	Jarrold Uthoff	12.2	22nd	12.2	---
	Mike Gesell	3.7	9th	3.7	164th
Steals	Aaron White	1.3	10th	1.3	---
Ast/TO Ratio	Mike Gesell	2.0	7th	2.0	103rd
FT%	Aaron White	.808	7th	.808	129th
	Gabriel Olaseni	.763	11th	.763	249th
3-Pointers	Jarrold Uthoff	1.7	14th	---	---

- Iowa was the first team in the country to post road wins over two ranked opponents: No. 12 North Carolina (60-55) on Dec. 3 and No. 18 Ohio State (71-65) on Dec. 30.
- Iowa has nearly made (420) more free throws than its opponents have attempted (437).
- Iowa's 34-point win over Rutgers is the largest by a Big Ten team in league play this year and the biggest by an Iowa team in conference play since a 91-57 win over Northwestern in 1998.
- Iowa's 18-point win against Michigan in Ann Arbor is its largest since winning by 18 on Feb. 8, 1954.
- All five starters reached double figures at Michigan for the first time in a conference game since Feb. 7, 2004 (vs. Indiana).
- Iowa has reached sell out status in four games this season. The Hawkeyes average 13,974 fans through 16 home games.
- Adam Woodbury collected six assists to go along with his 11 points at Michigan. Woodbury became just the third Big Ten 7-footer to post 10+ points and 6+ assists in a game since 1996-97.
- Gabriel Olaseni scored 18 points in consecutive games against Nebraska (Jan. 5) and Michigan State (Jan. 8). The London native became just the fifth Big Ten player since 2006 to record back-to-back 18-point games off the bench (Indiana's Will Sheehy in 2012; Michigan's DeShawn Sims in 2008; Minnesota's Lawrence McKenzie in 2007; and Ohio State's Dequan Cook in 2006).
- Iowa has had four players post two double-doubles this year (Adam Woodbury, Jarrod Uthoff, Gabriel Olaseni, and Aaron White). Iowa and Michigan State are the only Big Ten schools to have four players with multiple double-doubles this season.
- Iowa is 37-6 when scoring 80 points or more, the last five seasons. The Hawkeyes are 52-2 when holding opponents to fewer than 61 points, the last five years.

Iowa Signs 4 Prep Standouts

Brandon Hutton, Andrew Fleming, Isaiah Moss, and Ahmad Wagner have all signed a National Letter of Intent to attend the University of Iowa in 2014.

Hutton is a 6-foot-6, 210-pound forward from De La Salle High School in Chicago. He averaged 12 points, eight rebounds, four assists and two blocks while earning Chicago Catholic League All-Conference accolades last season. Hutton was also recognized on the 2014 Illinois Basketball Coaches Association third team all-state squad. He will be a two-time team captain and three-year varsity player once he begins his senior season. Hutton, a 2015 McDonald's All-American nominee, is also a leader off the court, being recognized on the honor roll and participating in a number of student groups.

Fleming helped lead Ensworth High School in Nashville, Tennessee, to three-straight state titles, earning all-tournament laurels on each championship team. He is a two-time All-State honoree, earning first team recognition as a junior and third team distinction his sophomore campaign. As a junior, Fleming was named Tennessee's Division II-AA Mr. Basketball and was tabbed the state championship Most Valuable Player. Fleming led the Region in scoring his sophomore (20.5 ppg) and junior (19.3 ppg) seasons. He scored 1,117 points in three seasons at Ensworth before playing his senior year of prep basketball at Oak Hill Academy (Virginia) for coach Steve Smith. Fleming is the Ensworth record holder for points (49) and 3-pointers (9) in a single-game.

Wagner, a native of Yellow Springs, Ohio, accumulated 686 points (shooting 61 percent from the field), 526 rebounds and 138 blocks his first three seasons at Wayne High School. As a junior, he averaged 15 points, 11 rebounds and four blocks, earning conference Player of the Year and honorable mention all-state laurels, as well as being recognized on the first team all-conference and all-division teams. The 6-foot-7, 215-pound forward was also his team's co-Most Valuable Player in 2014. A three-time team captain, he has also excelled in the classroom by maintaining a GPA above 3.5. Wagner also played on the All-Ohio Red AAU squad, who finished first in the division in the EYBL.

Moss averaged 10 points, two rebounds, two assists and one steal his junior year at Simeon High School in Chicago. The 6-foot-5, 175-pound wing averaged 16 points, six rebounds, three assists and two steals for the Mac Irvin Fire AAU team. Moss was instrumental in leading Mac Irvin Fire to the 2014 Big Foot Classic championship in Las Vegas. He also played for the Playground Elite AAU squad last July, averaging 17 points, six rebounds, three assists and three steals.

IOWA'S STATISTICAL COMPARISONS

	All Games	Big Ten	Home Games	Away Games	Iowa Wins	Iowa Losses
Record	17-10	8-6	12-4	5-6	17-0	0-10
Points	69.2	67.8	73.5	62.8	74.8	59.6
Opp. Pts	61.5	65.0	59.9	64.0	55.9	71.1
FG%	.435	.465	.455	.402	.470	.376
FG Def.	.395	.421	.381	.413	.357	.461
3-PT%	.332	.361	.337	.330	.344	.308
3-pt. Def.	.313	.323	.331	.289	.275	.381
FT%	.736	.699	.750	.716	.761	.687
REB	37.2	34.1	37.4	36.5	38.5	35.0
AST	14.6	13.6	15.8	13.1	16.1	12.0
TO	11.5	10.3	11.9	12.2	12.1	10.6
STL	6.5	5.0	7.8	5.0	7.9	4.2
BLK	4.6	3.7	4.8	4.3	4.9	4.1

IMPROVED DEFENSE

After allowing 70.3 points a year ago, the Iowa defense has improved this season, allowing 8.8 fewer points per game (61.5). Also, opponents shot .415 from the field last season compared to .395 in 2014-15.

IOWA VS. RANKED TEAMS

The Hawkeyes are 4-5 against opponents ranked in either the Associated Press or USA Today Coaches polls this season.

Iowa won at No. 12 North Carolina (60-55) on Dec. 3, at No. 18 Ohio State (71-65) on Dec. 30 and completing the season sweep against the 25th-ranked Buckeyes (76-67) in Iowa City on Jan. 17, and beat No. 16 Maryland (72-55) in Iowa City on Feb. 8. The Hawkeyes fell to No. 10 Texas (71-57) and No. 23 Syracuse (66-63) in New York City, at home to No. 13 Iowa State (90-75) and twice to No. 5 Wisconsin (82-50 on Jan. 20 and 74-63 on Jan. 31).

BLOCK PARTY

Senior Gabriel Olaseni denied a game-high four shots in Iowa wins over Hampton (Nov. 14), Northern Illinois (Nov. 26) and North Florida (Dec. 22). He denied a career-high five shots in Iowa's win over Northern Illinois. Olaseni ranks sixth in the Big Ten and 88th nationally, averaging 1.55 rejections per game. His 42 blocks are the fifth most by a Hawkeye senior in program history. He also ranks fifth in Iowa career blocks (129). Uthoff ranks eighth in the league in blocks (1.5), rejecting at least one shot in 22-of-27 games. He denied a game-high four shots Sunday at Nebraska.

As a team, Iowa ranks 52nd in the country in rejections (4.6).

WHITE NAMED TO KARL MALONE AWARD WATCH LIST

Iowa senior Aaron White is one of 16 players named to the first-ever Karl Malone Award watch list. Named after Hall of Famer and two-time NBA Most Valuable Player Karl Malone, the annual honor in its inaugural year recognizes the top power forwards in Division I men's college basketball.

White ranks third in the Big Ten in rebounding (7.1 rpg) and 10th in scoring (14.7 ppg). He is seeking to become the first Hawkeye in nine years to finish the season leading the team in scoring and rebounding (Greg Brunner in 2006). White is one of only two active Division I players (Oklahoma's TaShawn Thomas), and the only Hawkeye ever, with 1,675+ points, 825+ rebounds, 175+ assists, and 125+ steals. The native of Strongsville, Ohio, is also the only Division I player to shoot better than 50 percent from the field and 80 percent from the free throw line the last two seasons. White ranks sixth in Iowa career rebounding (845) and fifth in scoring (1,697), 14th in double-doubles (14), and first in free throws made (570) and attempted (744).

Malone attended La. Tech due to its close proximity to his hometown of Summerfield, Louisiana. He led the Bulldogs to a Sweet 16 appearance and earned All-Southland honors in his three seasons while averaging 18.7 points and 9.3 rebounds per game. Malone achieved great success during his 19 seasons in the NBA as a 14-time NBA All-Star (1988-98, 2000-02), 11-time All-NBA First Team player (1989-99) and a member of the NBA's 50th Anniversary All-Time Team. He also won two Olympic gold medals (1992, 1996).

White is one of three from the state of Iowa (UNI's Seth Tuttle and Georges Niang of Iowa State).

IOWA HEADSHOTS AVAILABLE ONLINE

Up-to-date head shots of all Iowa players and coaches are available on the internet at pics.hawkeyesports.com.

WHITE NOMINATED FOR GOOD WORKS TEAM

The National Association of Basketball Coaches (NABC) and Allstate Insurance Company announced the nominees for the 2015 Allstate NABC Good Works Team. Among the nominees is University of Iowa basketball student-athlete Aaron White.

This prestigious community service award recognizes a distinguished group of student-athletes who have demonstrated a commitment to enriching the lives of others and contributing to the greater good in their communities.

College sports information directors and basketball coaches across the country nominated players who exhibit exceptional leadership skills and an unwavering commitment to volunteerism.

COACHING EXPERIENCE

Fran McCaffery has the most experienced coaching staffs in the country. The Iowa men's basketball staff has 66 years of combined collegiate head coaching experience and more than 130 years of collegiate coaching under their belts. Iowa ranks first, followed by Indiana and Tulsa. Listed below are the number of years of head coaching experience on the Iowa staff.

Coach	Years
Fran McCaffery	18 years
Kirk Speraw's	20 years
Sherman Dillard	10 years
Andrew Francis	2 years
Billy Taylor	11 years
Al Seibert	5 years

ALL-SESSION BIG TEN TOURNAMENT TICKETS ON SALE

All-session tickets for the 2015 Big Ten Men's Basketball Tournament are on sale. The Big Ten Men's Basketball Tournament returns to the United Center in Chicago, March 11-15. The event will feature a five-day format for the first time in conference history.

Lower level tickets may be purchased through the UI Ticket Office. Upper level tickets may be purchased at Ticketmaster outlets, ticketmaster.com, by calling Ticketmaster at (800) 745-3000 or going to unitedcenter.com.

All-session tickets for the 100 and 200 levels at the United Center are available for \$375 through the Big Ten university ticket offices only. All-session tickets for the 300 level are available for \$275 or \$200 (depending on seat location) through Ticketmaster or the United Center box office only. Orders will be limited to four all-session tickets.

The tournament will continue to feature a discounted student ticket program. Students of Big Ten universities will be able to purchase tickets for \$20, good for only the session or sessions featuring their school. All students must have a valid student ID for entry. Student section seating will be available in balcony sections and orders will be limited to one ticket per student.

MCCAFFERY IN COACHES CHARITY CHALLENGE

Forty-eight coaches compete in the Infiniti Coaches' Challenge for the chance to win \$100,000 for charity. Iowa's Fran McCaffery is one of 48 collegiate coaches taking part in this challenge.

McCaffery has advanced to the third round of voting.

Fan participation will determine the ultimate winner by voting on ESPN.com/Infiniti.

Visit ESPN.com/Infiniti each day and vote for McCaffery, using multiple email addresses, and his charity -- Coaches vs. Cancer.

ON THE HORIZON

Iowa travels to Penn State on Saturday. Tipoff is set for 5 p.m. (CT).



IOWA HAWKEYE BASKETBALL

UPDATED IOWA PLAYER BIO

Nicholas Baer

2014-15 Game-by-Game



51

Fr., 6-7, 187, Forward
Bettendorf, Iowa
Bettendorf HS

- Non-scholarship athlete
- Redshirting this season

Personal Bests

Points: ---
 Rebounds: ---
 FGM: ---
 FGA: ---
 3-pt FG: ---
 3-pt FGA: ---
 FTM: ---
 FTA: ---
 Assists: ---
 Steals: ---
 Blocks: ---
 Minutes: ---

CAREER STATISTICS

YEAR	G/GS	FG-A	PCT	3-PT	PCT	FT-A	PCT	RB	AVG	PF-FO	AS	TO	BK	ST	PTS	AVG
Fresh.	0/0	0-0	.000	0-0	.000	0-0	.000	0	0.0	0-0	0	0	0	0	0	0.0



IOWA HAWKEYE BASKETBALL

UPDATED IOWA PLAYER BIO

Anthony Clemmons



5

Jr., 6-2, 195, Guard
Lansing, Mich.
Sexton HS

- Has amassed 14 assists and only one turnover the last three games
- After reaching double figures just once as a sophomore, has scored double figures three times as a junior
- More than doubled his 3-pointers made production (16) from a year ago (six)
- Started the season opener against Hampton, registering 12 points and a career-high five rebounds
- Tallied 11 points and equaled a career high with three steals in win over North Dakota State
- Equaled a career high in minutes played (29) in win over Pepperdine
- Tied a career high with 14 points, bolstered by a career-high 6-of-7 shooting from the free throw line, in win over Northern Illinois
- Netted eight points in win at #12 North Carolina
- Equaled a season high with five rebounds in win at #18 Ohio State
- Tallied seven points off the bench, including making a key 3-pointer down the stretch, to help preserve a home win over Nebraska
- Contributed five points, three rebounds, and three assists in win at Minnesota
- Had five points and three rebounds in home win over #25 Ohio State
- Posted nine points, bolstered by 2-of-2 shooting from 3-point range, in road game at Purdue
- Scored five points, collected two rebounds and was credited with two assists in home game vs. Minnesota
- Dished out a game-high four assists to go along with three points at Northwestern

2014-15 Game-by-Game

Opponent	Date	gs	min	Total		3-Pointers		Free throws		Rebounds				pf	a	t/o	blk	stl	pts	avg	
				fg-fga	pct	3fg-fga	pct	ft-fa	pct	off	def	tot	avg								
HAMPTON	11/14/14	*	20	4-7	.571	2-2	1.000	2-3	.667	0	5	5	5.0	1	1	0	0	1	12	12.0	
NORTH DAKOTA STATE	11/17/14	*	17	3-4	.750	3-4	.750	2-2	1.000	1	2	3	4.0	2	1	2	0	3	11	11.5	
vs TEXAS	11/20/14	*	23	1-7	.143	0-2	.000	2-3	.667	0	0	0	2.7	2	3	3	0	1	4	9.0	
vs SYRACUSE	11/21/14	*	22	1-4	.250	0-3	.000	0-0	.000	0	2	2	2.5	2	1	1	0	1	2	7.3	
PEPPERDINE	11/24/14	*	29	3-5	.600	2-3	.667	0-0	.000	0	2	2	2.4	3	2	2	0	1	8	7.4	
NORTHERN ILLINOIS	11/26/14	*	25	3-6	.500	2-4	.500	6-7	.857	0	2	2	2.3	1	3	0	0	2	14	8.5	
LONGWOOD	11/29/14	*	20	0-4	.000	0-2	.000	0-0	.000	0	2	2	2.3	1	3	0	0	1	0	7.3	
at North Carolina	12/03/14	*	27	3-7	.429	1-3	.333	1-1	1.000	1	1	2	2.3	2	0	4	0	0	8	7.4	
UM-BALTIMORE COUNTY	12/06/14	*	14	0-4	.000	0-2	.000	0-0	.000	1	0	1	2.1	1	0	0	0	1	0	6.6	
ALCORN STATE	12/09/14	*	22	0-0	.000	0-0	.000	4-6	.667	0	3	3	2.2	1	4	0	0	0	4	6.3	
IOWA STATE	12/12/14	*	22	1-7	.143	0-1	.000	0-0	.000	0	3	3	2.3	2	2	1	0	0	2	5.9	
vs UNI	12/20/14	*	20	1-1	1.000	0-0	.000	0-0	.000	0	0	0	2.1	2	1	2	0	0	2	5.6	
NORTH FLORIDA	12/22/14		6	1-2	.500	0-1	.000	0-0	.000	0	0	0	1.9	0	0	0	0	1	2	5.3	
at Ohio State	12/30/14		19	1-4	.250	0-2	.000	1-4	.250	0	5	5	2.1	2	0	1	0	0	3	5.1	
NEBRASKA	01/05/15		19	2-5	.400	1-4	.250	2-2	1.000	1	1	2	2.1	1	1	1	0	1	7	5.3	
MICHIGAN STATE	01/08/15		15	0-2	.000	0-1	.000	0-0	.000	0	2	2	2.1	1	1	2	0	0	0	4.9	
at Minnesota	01/13/15		18	1-3	.333	0-1	.000	3-4	.750	1	2	3	2.2	0	3	0	0	0	5	4.9	
OHIO STATE	01/17/15		23	1-2	.500	0-1	.000	3-4	.750	0	3	3	2.2	4	1	1	0	0	5	4.9	
at Wisconsin	01/20/15		15	2-2	1.000	1-1	1.000	0-0	.000	0	3	3	2.3	2	1	1	0	0	5	4.9	
at Purdue	01/24/15		22	3-4	.750	2-2	1.000	1-2	.500	0	0	0	2.2	2	0	0	0	0	9	5.2	
WISCONSIN	01/31/15		15	1-1	1.000	0-0	.000	1-2	.500	0	2	2	2.1	1	3	1	0	1	3	5.0	
at Michigan	02/05/15		10	0-1	.000	0-0	.000	0-0	.000	0	1	1	2.1	3	2	0	0	0	0	4.8	
MARYLAND	02/08/15		23	0-2	.000	0-1	.000	0-1	.000	0	1	1	2.0	3	2	2	0	1	0	4.6	
MINNESOTA	02/12/15		14	2-4	.500	1-2	.500	0-0	.000	1	1	2	2.0	2	2	1	0	0	5	4.6	
at Northwestern	02/15/15		12	1-2	.500	1-1	1.000	0-0	.000	0	0	0	2.0	1	4	0	0	0	3	4.6	
RUTGERS	02/19/15		19	1-4	.250	0-1	.000	0-0	.000	1	1	2	2.0	0	7	1	0	3	2	4.5	
at Nebraska	02/22/15		25	3-5	.600	0-1	.000	2-2	1.000	0	1	1	1.9	1	3	0	0	1	8	4.6	
Totals			12	516	39-99	.394	16-45	.356	30-43	.698	7	45	52	1.9	43	51	26	0	19	124	4.6

Games played: 27
 Minutes/game: 19.1
 Points/game: 4.6
 FG Pct: 39.4
 3FG Pct: 35.6
 FT Pct: 69.8

Rebounds/game: 1.9
 Assists/game: 1.9
 Turnovers/game: 1.0
 Assist/turnover ratio: 2.0
 Steals/game: 0.7

- Credited with a game and season-high seven assists, while also matching a season high with three steals in win over Rutgers
- Totaled eight points, three assists and no turnovers in win at Nebraska

Personal Bests

Points: 14, 2x, last vs. NIU, 11/26/14
Rebounds: 5, 2x, last vs. Ohio State, 12/30/14
FGM: 5 vs. Iowa State, 12/7/12
FGA: 8 vs. Iowa State, 12/7/12
3-pt FG: 3 vs. North Dakota State, 11/17/14
3-pt FGA: 4, 6x, last vs. Nebraska, 1/5/15
FTM: 6 vs. Northern Illinois, 11/26/14
FTA: 7 vs. Northern Illinois, 11/26/14
Assists: 9 vs. Coppin State, 12/22/12
Steals: 3, 5x, last vs. Rutgers, 2/19/15
Blocks: 2 vs. Nebraska-Omaha, 11/10/13
Minutes: 29, 3x, last vs. Pepperdine, 11/24/14

CAREER STATISTICS

YEAR	G/GS	FG-A	PCT	3-PT	PCT	FT-A	PCT	RB	AVG	PF-FO	AS	TO	BK	ST	PTS	AVG
Fresh.	38/13	55-146	.377	17-47	.362	38-52	.731	62	1.6	68-1	105	63	8	21	165	4.3
Soph.	32/0	24-47	.511	6-16	.375	24-39	.615	41	1.3	34-0	54	29	4	11	78	2.4
Junior	27/12	39-99	.394	16-45	.356	30-43	.698	52	1.9	43-0	51	26	0	19	124	4.6
TOTALS	97/25	118-292	.404	39-108	.361	92-134	.687	155	1.6	145-1	210	118	12	51	367	3.8



IOWA HAWKEYE BASKETBALL

UPDATED IOWA PLAYER BIO

Kyle Denning



13

Sr., 6-1, 165, Guard
Cedar Falls, Iowa
Northern University HS

- Non-scholarship athlete first three seasons; rewarded with scholarship for his senior year
- Played in seven games as a senior, including the last two contests
- Tallied two points and snagged a rebound in season opening win over Hampton
- Had one assist in two minutes of action in win over North Dakota State
- Made only field goal attempt in win over Longwood
- Grabbed a rebound in win over UMBC
- Had a steal while playing a season-high seven minutes in win over Rutgers

Personal Bests

Points: 6 vs. SC State, 12/19/12
Rebounds: 1, 7x, last vs. UMBC, 12/6/14
FGM: 2 vs. SC State, 12/19/12
FGA: 4 vs. ACU, 11/17/13
3-pt FG: 2 vs. SC State, 12/19/12
3-pt FGA: 3, 2x, last vs. ACU, 11/17/13
FTM: 2 vs. Chicago State, 11/11/11
FTA: 2 vs. Chicago State, 11/11/11
Assists: 2 vs. 2x, last vs. ACU, 11/17/13
Steals: 1 vs. 3x, last vs. Rutgers, 2/19/15
Blocks: - - -
Minutes: 8, 2x, last vs. ACU, 11/17/13

2014-15 Game-by-Game

Opponent	Date	gs	min	Total		3-Pointers		Free throws		Rebounds			pf	a	t/o	blk	stl	pts	avg	
				fg-fga	pct	3fg-fga	pct	ft-fa	pct	off	def	tot								avg
HAMPTON	11/14/14	4	1-2	.500	0-1	.000	0-0	.000	1	0	1	1.0	0	0	1	0	0	2	2.0	
NORTH DAKOTA STATE	11/17/14	2	0-0	.000	0-0	.000	0-0	.000	0	0	0	0.5	0	1	0	0	0	0	1.0	
LONGWOOD	11/29/14	2	1-1	1.000	0-0	.000	0-0	.000	0	0	0	0.3	0	0	0	0	0	2	1.3	
UM-BALTIMORE COUNTY	12/06/14	3	0-1	.000	0-1	.000	0-0	.000	0	1	1	0.5	0	0	0	0	0	0	1.0	
ALCORN STATE	12/09/14	2	0-1	.000	0-1	.000	0-0	.000	0	0	0	0.4	0	0	0	0	0	0	0.8	
RUTGERS	02/19/15	7	0-1	.000	0-1	.000	0-0	.000	0	0	0	0.3	0	0	0	0	1	0	0.7	
at Nebraska	02/22/15	3	0-0	.000	0-0	.000	0-0	.000	0	0	0	0.3	1	0	0	0	0	0	0.6	
Totals		0	23	2-6	.333	0-4	.000	0-0	.000	1	1	2	0.3	1	1	1	0	1	4	0.6

Games played: 7
 Minutes/game: 3.3
 Points/game: 0.6
 FG Pct: 33.3
 3FG Pct: 0.0

Rebounds/game: 0.3
 Assists/game: 0.1
 Turnovers/game: 0.1
 Assist/turnover ratio: 1.0
 Steals/game: 0.1

CAREER STATISTICS

YEAR	G/GS	FG-A	PCT	3-PT	PCT	FT-A	PCT	RB	AVG	PF-FO	AS	TO	BK	ST	PTS	AVG
Fresh.	4/0	1-2	.500	0-1	.000	2-2	1.000	1	0.3	0-0	0	1	0	0	4	1.0
Soph.	12/0	2-4	.500	2-4	.500	0-0	.000	1	0.1	1-0	3	2	0	1	6	0.5
Junior	10/0	6-11	.545	2-7	.286	0-0	.000	3	0.3	1-0	4	1	0	1	14	1.4
Senior	7/0	2-6	.333	0-4	.000	0-0	.000	2	0.3	1-0	1	1	0	1	4	0.6
TOTALS	33/0	11-23	.478	4-16	.250	2-2	1.000	7	0.2	3-0	8	5	0	3	28	0.8



IOWA HAWKEYE BASKETBALL

UPDATED IOWA PLAYER BIO

Brady Ellingson



24

Fr., 6-4, 188, Guard
Sussex, Wis.
Sussex HS

- Did not compete in Iowa's first five games due to a foot injury
- Will sit out the remainder of the season and apply for a medical redshirt
- Has made 4-of-6 from 3-point territory this season (.667)
- Saw first game action of the season, scoring one point and collecting a steal in Iowa's win over Northern Illinois
- Went 2-of-3 from 3-point territory, scoring six points and dishing out two assists in seven minutes of action in win over Longwood
- Made only 3-point attempt, playing a season-high eight minutes, in win over UMBC
- Wet 1-of-2 from 3-point territory against #13 Iowa State

Personal Bests

Points: 6 vs. Longwood, 11/29/14
Rebounds: ---
FGM: 2 vs. Longwood, 11/29/14
FGA: 3, 2x, last vs. Iowa State, 12/12/14
3-pt FG: 2 vs. Longwood, 11/29/14
3-pt FGA: 3 vs. Longwood, 11/29/14
FTM: 1 vs. Northern Illinois, 11/24/14
FTA: 2 vs. Northern Illinois, 11/24/14
Assists: 2 vs. Longwood, 11/29/14
Steals: 1 vs. Northern Illinois, 11/24/14
Blocks: ---
Minutes: 8 vs. UMBC, 12/6/14

2014-15 Game-by-Game

Opponent	Date	gs	min	Total		3-Pointers		Free throws		Rebounds				pf	a	t/o	blk	stl	pts	avg
				fg-fga	pct	3fg-fga	pct	ft-fga	pct	off	def	tot	avg							
NORTHERN ILLINOIS	11/26/14	3	0-0	.000	0-0	.000	1-2	.500	0	0	0	0.0	0	0	0	0	1	1	1.0	
LONGWOOD	11/29/14	7	2-3	.667	2-3	.667	0-0	.000	0	0	0	0.0	0	2	0	0	0	6	3.5	
UM-BALTIMORE COUNTY	12/06/14	8	1-1	1.000	1-1	1.000	0-0	.000	0	0	0	0.0	0	1	1	0	0	3	3.3	
ALCORN STATE	12/09/14	6	0-1	.000	0-0	.000	0-0	.000	0	0	0	0.0	0	1	0	0	0	0	2.5	
IOWA STATE	12/12/14	5	1-3	.333	1-2	.500	0-0	.000	0	0	0	0.0	1	0	0	0	0	3	2.6	
vs UNI	12/20/14	2	0-0	.000	0-0	.000	0-0	.000	0	0	0	0.0	0	0	0	0	0	0	2.2	
at Ohio State	12/30/14	1	0-0	.000	0-0	.000	0-0	.000	0	0	0	0.0	0	0	0	0	0	0	1.9	
Totals		0	32	4-8	.500	4-6	.667	1-2	.500	0	0	0	0.0	1	4	1	0	13	1.9	

Games played: 7
 Minutes/game: 4.6
 Points/game: 1.9
 FG Pct: 50.0
 3FG Pct: 66.7
 FT Pct: 50.0

Assists/game: 0.6
 Turnovers/game: 0.1
 Assist/turnover ratio: 4.0
 Steals/game: 0.1

CAREER STATISTICS

YEAR	G/GS	FG-A	PCT	3-PT	PCT	FT-A	PCT	RB	AVG	PF-FO	AS	TO	BK	ST	PTS	AVG
Fresh.	7/0	4-8	.500	4-6	.667	1-2	.500	0	0.0	0-0	4	1	0	1	13	1.9



IOWA HAWKEYE BASKETBALL

UPDATED IOWA PLAYER BIO

Mike Gesell



10

Jr., 6-2, 190, Guard
South Sioux City, Neb.
South Sioux City HS

- Academic All-District First Team honoree
- Earned invitation to Beta Gamma Sigma, the National Scholastic Honor Society for business students at the University of Iowa; honored reserved for students who have earned GPA's that place them in the top 10 percent of their class
- Led team in assists a team-best 14 times
- Grabbed 3+ rebounds in eight of the last 10 games
- Leads team and ranks ninth in the Big Ten averaging 3.7 assists per game
- Dished out 7+ assists five times this year
- Collected at least one steal in all but seven games
- Tallied eight points and dished out three assists in win over North Dakota State
- Led Iowa in assists versus #10 Texas (4) and #23 Syracuse (23) at 2K Classic in New York
- Scored 15 points and posted season highs in steals (3), rebounds (4), and 3-pointers (3-of-3) in win over Pepperdine
- Netted a season-high 16 points, including the last five points of the game, in victory at #12 North Carolina
- Equaled a season high with seven assists in win over UMBC
- Matched a season high with seven assists vs. #13 Iowa State
- Led Iowa with 10 points and three assists vs. UNI
- Had 12 points and three assists in win over North Florida
- Dished out a game-high six assists in home win over Nebraska
- Registered 10 points and a team-high three assists vs. Michigan State
- Posted 11 points in home win over #25 Ohio State
- Scored a team-high 18 points, including netting 10 straight points in a 4:27 span late in the second half, at Purdue

2014-15 Game-by-Game

Opponent	Date	gs	min	Total		3-Pointers		Free throws		Rebounds			pf	a	t/o	blk	stl	pts	avg		
				fg-fga	pct	3fg-fga	pct	ft-fa	pct	off	def	tot								avg	
HAMPTON	11/14/14	*	14	1-4	.250	0-1	.000	0-0	.000	0	0	0.0	0	3	1	0	1	2	2.0		
NORTH DAKOTA STATE	11/17/14	*	17	3-6	.500	0-2	.000	2-2	1.000	1	0	1	0.5	0	3	1	0	1	8	5.0	
vs TEXAS	11/20/14	*	21	1-8	.125	0-1	.000	0-1	.000	1	2	3	1.3	2	4	2	0	1	2	4.0	
vs SYRACUSE	11/21/14	*	30	2-7	.286	1-3	.333	1-4	.250	0	2	2	1.5	2	7	3	0	1	6	4.5	
PEPPERDINE	11/24/14	*	30	4-7	.571	3-3	1.000	4-4	1.000	0	4	4	2.0	0	3	3	0	3	15	6.6	
NORTHERN ILLINOIS	11/26/14	*	27	0-6	.000	0-2	.000	0-0	.000	0	3	3	2.2	1	5	1	0	1	0	5.5	
LONGWOOD	11/29/14	*	14	0-4	.000	0-3	.000	1-2	.500	0	0	0	1.9	0	2	0	1	0	1	4.9	
at North Carolina	12/03/14	*	34	6-10	.600	1-3	.333	3-3	1.000	0	2	2	1.9	1	1	2	0	1	16	6.3	
UM-BALTIMORE COUNTY	12/06/14	*	17	2-5	.400	1-2	.500	0-0	.000	0	1	1	1.8	1	7	3	0	2	5	6.1	
ALCORN STATE	12/09/14	*	16	2-3	.667	1-2	.500	0-0	.000	0	1	1	1.7	2	3	2	0	1	5	6.0	
IOWA STATE	12/12/14	*	31	4-12	.333	1-4	.250	0-0	.000	0	3	3	1.8	1	7	0	0	1	9	6.3	
vs UNI	12/20/14	*	30	2-8	.250	2-4	.500	4-6	.667	1	0	1	1.8	4	3	2	0	1	10	6.6	
NORTH FLORIDA	12/22/14	*	29	3-7	.429	0-2	.000	6-6	1.000	0	1	1	1.7	3	3	0	1	12	7.0		
at Ohio State	12/30/14	*	22	3-7	.429	1-3	.333	0-0	.000	0	1	1	1.6	2	2	2	1	2	7	7.0	
NEBRASKA	01/05/15	*	24	0-1	.000	0-1	.000	2-2	1.000	0	3	3	1.7	4	6	1	0	1	2	6.7	
MICHIGAN STATE	01/08/15	*	25	5-8	.625	0-2	.000	0-1	.000	0	1	1	1.7	3	3	2	0	1	10	6.9	
at Minnesota	01/13/15	*	23	2-4	.500	1-2	.500	0-0	.000	0	2	2	1.7	3	3	0	1	1	5	6.8	
OHIO STATE	01/17/15	*	30	4-8	.500	1-3	.333	2-4	.500	0	3	3	1.8	1	2	1	1	0	11	7.0	
at Wisconsin	01/20/15	*	17	1-4	.250	0-2	.000	0-0	.000	2	1	3	1.8	1	2	3	0	0	2	6.7	
at Purdue	01/24/15	*	27	7-14	.500	1-3	.333	3-5	.600	1	2	3	1.9	2	3	3	0	0	18	7.3	
WISCONSIN	01/31/15	*	25	4-11	.364	0-1	.000	0-0	.000	0	1	1	1.9	1	2	3	0	0	8	7.3	
at Michigan	02/05/15	*	31	7-10	.700	0-1	.000	0-0	.000	1	2	3	1.9	0	3	1	0	0	14	7.6	
MARYLAND	02/08/15	*	32	4-5	.800	0-0	.000	0-0	.000	0	1	1	1.9	3	9	3	0	1	8	7.7	
MINNESOTA	02/12/15	*	30	0-4	.000	0-1	.000	0-0	.000	0	3	3	1.9	2	4	3	0	1	0	7.3	
at Northwestern	02/15/15	*	34	4-10	.400	0-2	.000	0-0	.000	1	2	3	2.0	2	2	0	1	1	8	7.4	
RUTGERS	02/19/15	*	18	2-4	.500	0-0	.000	0-1	.000	1	2	3	2.0	0	1	1	0	1	4	7.2	
at Nebraska	02/22/15	*	24	4-7	.571	0-0	.000	0-0	.000	0	4	4	2.1	2	8	4	0	0	8	7.3	
Totals			27	672	77-184	.418	14-53	.264	28-41	.683	9	47	56	2.1	43	101	50	5	24	196	7.3

Games played: 27
 Minutes/game: 24.9
 Points/game: 7.3
 FG Pct: 41.8
 3FG Pct: 26.4
 FT Pct: 68.3

Rebounds/game: 2.1
 Assists/game: 3.7
 Turnovers/game: 1.9
 Assist/turnover ratio: 2.0
 Steals/game: 0.9
 Blocks/game: 0.2

- Tallied 14 points on 7-of-10 shooting from the field in road win at Michigan
- Dished out a career-high nine assists to go along with eight points in win over #16 Maryland
- Credited with a game-high eight assists, while also scoring eight points in win at Nebraska

Personal Bests

Points: 23 vs. Northern Iowa, 12/15/12
Rebounds: 6, 2x, last at Minnesota, 2/3/13
FGM: 7, 3x, last at Michigan, 2/5/15
FGA: 15, 2x, last at Minnesota, 2/25/14
3-pt FGA: 4, 2x, last at Penn State, 2/15/14
3-pt FGA: 6, 3x, last vs. Penn, 11/22/13
FTM: 8 vs. Purdue, 3/2/14
FTA: 11 vs. Purdue, 3/2/14
Assists: 9 vs. Maryland, 2/8/15
Steals: 4 vs. Minnesota, 2/17/13
Blocks: 1, 18x, last vs. Ohio State, 1/17/15
Minutes: 42 at Wisconsin, 2/6/13

BIG OVERALL STATS

	Avg.	Rank
Assist-to-Turnover Ratio	2.0	7th
Assists	3.7	9th

BIG CONFERENCE ONLY STATS

	Avg.	Rank
Assist-to-Turnover Ratio	1.8	7th
Assists	3.6	9th
Field Goal Percentage	.485	11th

CAREER STATISTICS

YEAR	G/GS	FG-A	PCT	3-PT	PCT	FT-A	PCT	RB	AVG	PF-FO	AS	TO	BK	ST	PTS	AVG
Fresh.	34/30	106-263	.403	33-104	.317	50-63	.794	88	2.6	63-0	89	59	10	40	295	8.7
Soph.	33/33	90-240	.375	29-92	.315	49-73	.671	67	2.0	64-1	128	42	4	43	258	7.8
Junior	27/27	77-184	.418	14-53	.264	28-41	.683	56	2.1	43-0	101	50	5	24	196	7.3
TOTALS	94/90	273-687	.397	76-249	.305	127-177	.718	211	2.2	170-1	318	151	19	107	749	8.0



IOWA HAWKEYE BASKETBALL

UPDATED IOWA PLAYER BIO

Peter Jok



3

So., 6-6, 200, Guard
West Des Moines, Iowa
Valley HS

- Shooting at a 48 percent clip (12-of-25) from 3-point range the last six games
- Scored in double figures 10 times this season, including five of the last six contests (Michigan, Maryland, Minnesota, Rutgers, and Nebraska)
- Started the last 15 games, which includes his first career start on Dec. 22 against North Florida
- Averaging 9.1 points in 15 starts this year, which ranks third best on the team during that stretch
- Made multiple 3-pointers in five of the last six games
- Posted single-season bests in steals (17), assists (37), field goals (70) and 3-pointers (30)
- His 30 3-pointers made this season rank seventh best by a Hawkeye sophomore
- Missed only three free throws this year (30-of-33)
- Scored 11 points, grabbed a team and career-high eight rebounds and blocked a shot in opening win over Hampton
- Tied a career high with two steals in win over North Dakota State
- Tied a personal best with 15 points, posting career highs in 3-pointers made (4) and attempted (6) and steals (3), in win over UMBC
- Scored a season-high 14 points, one point from tying a career high, and collected six rebounds and three assists vs. #13 Iowa State
- Tallied 12 points in his first career start on Dec. 22 against North Florida
- Netted eight points and collected a game-high two steals vs. Michigan State
- Contributed 13 points, bolstered by 3-of-5 shooting from 3-point range, in win at Minnesota
- Equaled a career high with three steals to go along with seven points in home win over #25 Ohio State
- Grabbed a career-high nine rebounds to go along with three assists and six points in road game at Purdue
- Posted 10 points and matched a career high with four assists while playing a career-high 28 minutes in road win at Michigan

2014-15 Game-by-Game

Opponent	Date	gs	min	Total		3-Pointers		Free throws		Rebounds				pts	avg					
				fg-fga	pct	3fg-fga	pct	ft-fa	pct	off	def	tot	avg			pf	a	t/o	blk	stl
HAMPTON	11/14/14	17	2-6	.333	1-2	.500	6-6	1.000	3	5	8	8.0	1	1	3	1	1	11	11.0	
NORTH DAKOTA STATE	11/17/14	20	1-2	.500	1-1	1.000	2-2	1.000	0	0	0	4.0	1	4	0	2	5	8.0		
vs TEXAS	11/20/14	15	1-3	.333	0-1	.000	0-0	.000	0	1	1	3.0	1	0	1	0	1	2	6.0	
vs SYRACUSE	11/21/14	10	0-1	.000	0-1	.000	0-0	.000	0	0	0	2.3	0	1	1	0	0	4.5		
PEPPERDINE	11/24/14	11	0-4	.000	0-1	.000	2-2	1.000	0	0	0	1.8	0	2	1	0	0	2	4.0	
NORTHERN ILLINOIS	11/26/14	13	2-3	.667	0-1	.000	0-0	.000	0	0	0	1.5	3	0	1	0	0	4	4.0	
LONGWOOD	11/29/14	12	1-5	.200	0-4	.000	0-0	.000	0	3	3	1.7	3	0	2	0	0	2	3.7	
at North Carolina	12/03/14	9	0-4	.000	0-1	.000	0-0	.000	2	0	2	1.8	0	1	1	0	0	0	3.3	
UM-BALTIMORE COUNTY	12/06/14	24	5-11	.455	4-6	.667	1-1	1.000	0	2	2	1.8	1	2	0	0	3	15	4.6	
ALCORN STATE	12/09/14	17	2-8	.250	1-5	.200	0-0	.000	0	4	4	2.0	3	1	0	0	0	5	4.6	
IOWA STATE	12/12/14	25	5-10	.500	2-4	.500	2-2	1.000	1	5	6	2.4	0	3	0	0	0	14	5.5	
vs UNI	12/20/14	20	2-9	.222	0-3	.000	0-0	.000	1	3	4	2.5	2	1	1	0	1	4	5.3	
NORTH FLORIDA	12/22/14	* 22	3-9	.333	2-4	.500	4-4	1.000	1	0	1	2.4	3	1	1	0	1	12	5.8	
at Ohio State	12/30/14	* 16	2-6	.333	1-4	.250	2-2	1.000	1	1	2	2.4	2	1	1	0	0	7	5.9	
NEBRASKA	01/05/15	* 18	0-5	.000	0-3	.000	0-0	.000	0	1	1	2.3	1	1	0	0	1	0	5.5	
MICHIGAN STATE	01/08/15	* 26	3-8	.375	1-3	.333	1-2	.500	1	1	2	2.3	5	1	1	0	2	8	5.7	
at Minnesota	01/13/15	* 20	5-8	.625	3-5	.600	0-0	.000	1	0	1	2.2	0	0	3	0	1	13	6.1	
OHIO STATE	01/17/15	* 19	2-8	.250	0-1	.000	3-4	.750	1	3	4	2.3	2	2	0	0	3	7	6.2	
at Wisconsin	01/20/15	* 23	3-8	.375	1-2	.500	0-0	.000	0	1	1	2.2	2	1	0	0	0	7	6.2	
at Purdue	01/24/15	* 26	2-9	.222	0-2	.000	2-2	1.000	3	6	9	2.6	3	1	0	1	0	6	6.2	
WISCONSIN	01/31/15	* 21	2-5	.400	1-1	1.000	1-1	1.000	0	2	2	2.5	3	2	1	1	0	6	6.2	
at Michigan	02/05/15	* 28	4-7	.571	2-4	.500	0-0	.000	1	2	3	2.5	0	4	0	0	0	10	6.4	
MARYLAND	02/08/15	* 27	6-8	.750	3-4	.750	0-0	.000	0	1	1	2.5	2	3	3	0	0	15	6.7	
MINNESOTA	02/12/15	* 31	5-10	.500	2-5	.400	4-4	1.000	2	2	4	2.5	3	1	3	0	0	16	7.1	
at Northwestern	02/15/15	* 26	2-7	.286	0-2	.000	0-0	.000	1	4	5	2.6	1	1	0	1	0	4	7.0	
RUTGERS	02/19/15	* 19	4-9	.444	3-5	.600	0-0	.000	0	1	1	2.6	2	2	0	0	0	11	7.2	
at Nebraska	02/22/15	* 22	6-12	.500	2-5	.400	0-1	.000	0	2	2	2.6	2	1	0	0	0	14	7.4	
Totals		15	537	70-185	.378	30-80	.375	30-33	.909	19	50	69	2.6	49	37	29	4	17	200	7.4

Games played: 27
 Minutes/game: 19.9
 Points/game: 7.4
 FG Pct: 37.8
 3FG Pct: 37.5
 FT Pct: 90.9

Rebounds/game: 2.6
 Assists/game: 1.4
 Turnovers/game: 1.1
 Assist/turnover ratio: 1.3
 Steals/game: 0.6
 Blocks/game: 0.1

- Tallied 15 points on 6-of-8 shooting from the field and 3-of-4 from 3-point range, in win over #16 Maryland
- Scored a career-high 16 points and had four rebounds in home game vs. Minnesota
- Registered 11 points on 4-of-9 shooting from the field, including 3-of-5 from 3-point range, in win over Rutgers
- Netted 14 points on 6-of-12 shooting from the field in win at Nebraska

Personal Bests

Points: 16 vs. Minnesota, 2/12/15
Rebounds: 9 vs. Purdue, 1/24/15
FGM: 6, 3x, last at Nebraska, 2/22/15
FGA: 13 vs. UNC Wilmington, 11/8/13
3-pt FG: 4 vs. UMBC, 12/6/14
3-pt FGA: 6 vs. UMBC, 12/6/14
FTM: 8 vs. Md.-Eastern Shore, 11/14/13
FTA: 8 vs. Md.-Eastern Shore, 11/14/13
Assists: 4, 3x, last at Michigan, 2/5/15
Steals: 3, 2x, last vs. Ohio State, 1/17/15
Blocks: 1, 5x, last vs. Northwestern, 2/16/15
Minutes: 31 vs. Minnesota, 2/12/15

BIG CONFERENCE ONLY STATS

	Avg.	Rank
3-Point FG%	.413	10th

CAREER STATISTICS

YEAR	G/GS	FG-A	PCT	3-PT	PCT	FT-A	PCT	RB	AVG	PF-FO	AS	TO	BK	ST	PTS	AVG
Fresh.	27/0	38-95	.400	16-46	.348	27-34	.794	25	0.9	18-0	19	13	3	9	119	4.4
Soph.	27/15	70-185	.378	30-80	.375	30-33	.909	69	2.6	49-1	37	29	4	17	200	7.4
TOTALS	54/15	108-280	.386	46-126	.365	57-67	.851	94	1.7	67-1	56	42	7	26	319	5.9



IOWA HAWKEYE BASKETBALL

UPDATED IOWA PLAYER BIO

Josh Oglesby



2

Sr., 6-5, 200, Guard
Cedar Rapids, Iowa
Washington HS

- Team co-captain
- Did not play in Iowa's game vs. Maryland (Feb. 8) due to illness
- Ranks eighth in career 3-pointers made in school history
- Has not committed a turnover in 15 games this season
- Made all nine free throw attempts this season
- 17 assists and only two turnovers during Iowa's six-game win streak (Nov. 24-Dec. 9)
- Scored in double figures 17 career times
- Tied a career high with four assists to go along with eight points in win over North Dakota State
- Shot 3-of-4 from 3-point range, scoring nine points, in Iowa's win over North Florida
- Tallied eight points, including five crucial second-half points, in win at #18 Ohio State
- Sank two second-half 3-pointers and was credited with a game-high two steals at Northwestern

Personal Bests

Points: 24 at Indiana, 1/29/12
Rebounds: 6 vs. Alcorn State, 12/9/14
FGM: 8, 2x, last vs. Wisconsin, 2/22/14
FGA: 12, 2x, last vs. Wisconsin, 2/22/14
3-pt FG: 6 at Indiana, 1/29/12
3-pt FGA: 11 at Wisconsin, 2/6/13
FTM: 5 vs. Indiana, 2/19/12
FTA: 6 vs. Indiana, 2/19/12
Assists: 4, 4x, last vs. Longwood, 11/29/14
Steals: 3 vs. Purdue, 3/2/14
Blocks: 2 vs. Wichita State, 11/21/12
Minutes: 36 vs. Indiana, 2/19/12

2014-15 Game-by-Game

Opponent	Date	gs	min	Total		3-Pointers		Free throws		Rebounds				pf	a	t/o	blk	stl	pts	avg
				fg-fga	pct	3fg-fga	pct	ft-fa	pct	off	def	tot	avg							
HAMPTON	11/14/14	21	1-5	.200	0-3	.000	0-0	.000	3	2	5	5.0	2	3	0	0	0	2	2.0	
NORTH DAKOTA STATE	11/17/14	21	2-8	.250	2-5	.400	2-2	1.000	0	1	1	3.0	0	4	0	0	2	8	5.0	
vs TEXAS	11/20/14	22	1-6	.167	1-5	.200	2-2	1.000	0	5	5	3.7	1	0	0	0	0	5	5.0	
vs SYRACUSE	11/21/14	28	2-6	.333	2-6	.333	0-0	.000	1	1	2	3.3	0	3	3	0	0	6	5.3	
PEPPERDINE	11/24/14	24	1-7	.143	0-4	.000	0-0	.000	1	0	1	2.8	1	3	0	0	1	2	4.6	
NORTHERN ILLINOIS	11/26/14	16	2-6	.333	2-6	.333	3-3	1.000	2	1	3	2.8	0	2	1	1	2	9	5.3	
LONGWOOD	11/29/14	21	3-7	.429	3-6	.500	0-0	.000	0	4	4	3.0	0	4	0	0	0	9	5.9	
at North Carolina	12/03/14	13	0-3	.000	0-3	.000	0-0	.000	0	0	0	2.6	2	3	0	0	1	0	5.1	
UM-BALTIMORE COUNTY	12/06/14	21	0-4	.000	0-2	.000	0-0	.000	1	3	4	2.8	0	2	1	0	1	0	4.6	
ALCORN STATE	12/09/14	21	0-5	.000	0-5	.000	0-0	.000	0	6	6	3.1	0	3	0	1	0	0	4.1	
IOWA STATE	12/12/14	11	2-5	.400	1-3	.333	0-0	.000	0	2	2	3.0	0	0	0	0	0	5	4.2	
vs UNI	12/20/14	17	0-2	.000	0-1	.000	0-0	.000	0	1	1	2.8	0	0	2	0	0	0	3.8	
NORTH FLORIDA	12/22/14	22	3-4	.750	3-4	.750	0-0	.000	0	2	2	2.8	0	1	1	0	0	9	4.2	
at Ohio State	12/30/14	27	3-6	.500	2-5	.400	0-0	.000	2	1	3	2.8	1	2	0	0	0	8	4.5	
NEBRASKA	01/05/15	25	0-2	.000	0-0	.000	0-0	.000	0	1	1	2.7	3	0	2	0	0	0	4.2	
MICHIGAN STATE	01/08/15	20	0-1	.000	0-1	.000	0-0	.000	0	1	1	2.6	0	2	0	0	0	0	3.9	
at Minnesota	01/13/15	21	1-3	.333	1-2	.500	0-0	.000	0	1	1	2.5	2	1	0	0	1	3	3.9	
OHIO STATE	01/17/15	21	1-2	.500	0-1	.000	0-0	.000	0	2	2	2.4	1	0	0	0	0	2	3.8	
at Wisconsin	01/20/15	19	2-3	.667	0-0	.000	0-0	.000	0	0	0	2.3	1	1	2	0	0	4	3.8	
at Purdue	01/24/15	23	1-5	.200	1-4	.250	0-0	.000	1	0	1	2.3	0	1	0	0	0	3	3.8	
WISCONSIN	01/31/15	23	0-1	.000	0-0	.000	2-2	1.000	0	1	1	2.2	2	0	1	0	1	2	3.7	
at Michigan	02/05/15	12	0-1	.000	0-1	.000	0-0	.000	0	1	1	2.1	0	1	2	0	0	0	3.5	
MINNESOTA	02/12/15	11	0-0	.000	0-0	.000	0-0	.000	0	0	0	2.0	0	1	1	0	0	0	3.3	
at Northwestern	02/15/15	25	2-6	.333	2-6	.333	0-0	.000	1	2	3	2.1	4	1	0	0	2	6	3.5	
RUTGERS	02/19/15	17	1-3	.333	1-3	.333	0-0	.000	0	1	1	2.0	1	2	0	0	0	3	3.4	
at Nebraska	02/22/15	10	0-0	.000	0-0	.000	0-0	.000	0	2	2	2.0	0	0	1	0	0	0	3.3	
Totals		0	512	28-101	.277	21-76	.276	9-9	1.000	12	41	53	2.0	21	40	17	2	11	86	3.3

Games played: 26
 Minutes/game: 19.7
 Points/game: 3.3
 FG Pct: 27.7
 3FG Pct: 27.6
 FT Pct: 100.0

Rebounds/game: 2.0
 Assists/game: 1.5
 Turnovers/game: 0.7
 Assist/turnover ratio: 2.4
 Steals/game: 0.4
 Blocks/game: 0.1

CAREER STATISTICS

YEAR	G/GS	FG-A	PCT	3-PT	PCT	FT-A	PCT	RB	AVG	PF-FO	AS	TO	BK	ST	PTS	AVG
Fresh.	35/5	76-191	.398	45-121	.372	26-36	.722	59	1.7	26-0	41	15	2	7	223	6.4
Soph.	37/2	52-190	.274	42-156	.269	19-24	.792	50	1.4	19-0	38	19	3	12	165	4.5
Junior	21/1	48-110	.436	31-77	.403	11-15	.733	31	1.5	35-0	27	10	1	10	138	6.6
Senior	26/0	28-101	.277	21-76	.276	9-9	1.000	53	2.0	21-0	40	17	2	11	86	3.3
TOTALS	119/8	204-592	.345	139-430	.323	65-84	.774	193	1.6	101-0	146	61	8	40	612	5.1



IOWA HAWKEYE BASKETBALL

UPDATED IOWA PLAYER BIO

Gabriel Olaseni



0

Sr., 6-10, 237, Center
London, England
Sunrise Christian Academy

- Team co-captain
- Iowa is 8-2 this season when Olaseni reaches double figures in scoring
- His 11 offensive rebounds in Iowa's game at Purdue (Jan. 24) mark the first time a Hawkeye had 10+ offensive boards in a game since Ryan Bowen in 1997
- Posted a career-high 18 points off the bench in back-to-back games (Nebraska & Michigan State)
- Increased his scoring, rebounding, and blocked shots average each season since his rookie year
- Posted a team-best two double-doubles this season (North Dakota State and Alcorn State)
- Averaging 10.4 points, 5.3 rebounds, and 2.1 blocks in 16 home games this season
- Ranks fifth at Iowa in career blocks (129)
- Reached double figures in back-to-back games 3x this season (Hampton & North Dakota State; Northern Illinois & Longwood; Nebraska & Michigan State), and eight times overall
- Blocked 4+ shots in four games (Hampton, Northern Illinois, Longwood, and North Florida)
- As a reserve, ranks sixth in the Big Ten and 88th nationally in blocks (1.55)
- Posted 12 points, seven rebounds and blocked a game-high four shots in opening win over Hampton
- Tallied a team-high 14 points and snagged a season-high 11 rebounds in win over North Dakota State
- Netted 10 points, rejected four shots and snagged five rebounds vs. Northern Illinois – the same day of learning of his father's passing in London (Nov. 26)
- Scored 10 points and denied a season-high five shots in win over Longwood
- Grabbed five rebounds and had seven points in victory at #12 North Carolina
- Tied a career high with 15 points (6-9 FG, 3-3 FT), and led the team in rebounds (7) and blocked shots (3) in win over UMBC

2014-15 Game-by-Game

Opponent	Date	gs	min	Total		3-Pointers		Free throws		Rebounds				pts	avg					
				fg-fga	pct	3fg-fga	pct	ft-fga	pct	off	def	tot	avg			pf	a	t/o	blk	stl
HAMPTON	11/14/14	20	3-6	.500	0-0	.000	6-6	1.000	0	7	7	7.0	2	1	3	4	1	12	12.0	
NORTH DAKOTA STATE	11/17/14	17	4-6	.667	0-0	.000	6-8	.750	2	9	11	9.0	4	0	2	0	14	13.0		
vs TEXAS	11/20/14	13	0-3	.000	0-0	.000	0-0	.000	2	0	2	6.7	4	0	0	2	0	8.7		
vs SYRACUSE	11/21/14	11	0-2	.000	0-0	.000	2-2	1.000	2	2	4	6.0	2	0	0	2	0	7.0		
PEPPERDINE	11/24/14	16	3-3	1.000	0-0	.000	0-2	.000	2	3	5	5.8	4	0	3	1	0	6.8		
NORTHERN ILLINOIS	11/26/14	20	5-7	.714	0-0	.000	0-0	.000	3	2	5	5.7	2	0	1	4	0	10.7		
LONGWOOD	11/29/14	23	5-9	.556	0-0	.000	0-0	.000	2	4	6	5.7	2	2	0	5	1	10.7		
at North Carolina	12/03/14	17	2-4	.500	0-0	.000	3-4	.750	3	2	5	5.6	4	0	0	1	0	7.6		
UM-BALTIMORE COUNTY	12/06/14	22	6-9	.667	0-0	.000	3-3	1.000	6	1	7	5.8	2	0	1	3	1	15.8		
ALCORN STATE	12/09/14	19	5-7	.714	0-0	.000	2-2	1.000	6	4	10	6.2	1	1	1	1	0	12.8		
IOWA STATE	12/12/14	14	2-3	.667	0-0	.000	1-2	.500	1	1	2	5.8	3	0	1	3	0	5.8		
vs UNI	12/20/14	22	3-6	.500	0-0	.000	2-2	1.000	4	2	6	5.8	1	0	0	0	0	8.8		
NORTH FLORIDA	12/22/14	25	3-6	.500	0-0	.000	3-4	.750	1	2	3	5.6	2	2	1	4	1	9.8		
at Ohio State	12/30/14	18	2-3	.667	0-0	.000	4-4	1.000	2	2	4	5.5	4	2	2	0	0	8.8		
NEBRASKA	01/05/15	22	3-5	.600	0-0	.000	12-13	.923	1	4	5	5.5	2	0	1	0	0	18.9		
MICHIGAN STATE	01/08/15	26	5-9	.556	0-0	.000	8-9	.889	0	4	4	5.4	1	0	1	0	0	18.9		
at Minnesota	01/13/15	17	1-2	.500	0-0	.000	0-2	.000	2	0	2	5.2	2	0	3	2	1	2.9		
OHIO STATE	01/17/15	10	0-0	.000	0-0	.000	4-6	.667	0	1	1	4.9	4	0	2	1	1	4.9		
at Wisconsin	01/20/15	19	0-0	.000	0-0	.000	0-0	.000	0	2	2	4.8	3	0	0	1	0	8.4		
at Purdue	01/24/15	23	2-10	.200	0-0	.000	5-9	.556	11	5	16	5.4	4	1	2	0	0	9.8		
WISCONSIN	01/31/15	23	4-5	.800	0-0	.000	4-6	.667	3	2	5	5.3	2	0	1	2	0	12.8		
at Michigan	02/05/15	12	3-5	.600	0-0	.000	0-0	.000	0	4	4	5.1	0	0	1	0	0	6.8		
MARYLAND	02/08/15	12	3-3	1.000	0-0	.000	1-1	1.000	1	3	4	5.0	2	0	2	0	0	7.8		
MINNESOTA	02/12/15	17	1-2	.500	0-0	.000	0-0	.000	2	2	4	5.0	3	1	1	3	0	2.8		
at Northwestern	02/15/15	15	2-3	.667	0-0	.000	1-2	.500	1	2	3	4.9	1	0	0	0	1	5.8		
RUTGERS	02/19/15	22	4-8	.500	0-0	.000	4-6	.667	3	3	6	5.0	4	0	1	1	0	12.8		
at Nebraska	02/22/15	16	3-8	.375	0-0	.000	3-4	.750	0	1	1	4.8	2	0	0	0	0	9.8		
Totals		0	491	74-134	.552	0-0	.000	74-97	.763	60	70	130	4.8	67	10	30	42	7	222	8.2

Games played: 27
Minutes/game: 18.2
Points/game: 8.2
FG Pct: 55.2
FT Pct: 76.3

Rebounds/game: 4.8
Assists/game: 0.4
Turnovers/game: 1.1
Assist/turnover ratio: 0.3
Steals/game: 0.3
Blocks/game: 1.6

- Recorded sixth double-double of his career, scoring 12 points and grabbing a game-best 10 rebounds in win over Alcorn State
- Rejected a game-best three shots vs. #13 Iowa State
- Blocked a game-high four shots and scored nine points in Iowa's win over North Florida
- Posted career bests in scoring (18), and free throws made (12) and attempted (13) in Iowa's home win over Nebraska
- Tallied 18 points, bolstered by 8-of-9 shooting from the foul line, vs. Michigan State
- Grabbed a career-high 16 rebounds, 11 of which on the offensive glass, and scored nine points in road game at Purdue
- Netted 12 points in home game vs. #5 Wisconsin
- Rejected a game-high three shots in home game vs. Minnesota
- Contributed 12 points and six rebounds in win over Rutgers
- Registered nine points in win at Nebraska

Personal Bests

Points: 18, 2x, last vs. Michigan State, 1/8/15
Rebounds: 16 at Purdue, 1/24/15
FGM: 6, 2x, last vs. UMBC, 12/6/14
FGA: 10, 2x, last at Purdue, 1/24/15
FTM: 12 vs. Nebraska, 1/5/15
FTA: 13 vs. Nebraska, 1/5/15
Assists: 3 vs. Nebraska, 3/9/13
Steals: 2, 3x, last at Minnesota, 2/25/14
Blocks: 7 vs. Illinois, 3/5/13
Minutes: 29 vs. Xavier, 11/28/13

BIG OVERALL STATS

	Avg.	Rank
Blocked Shots	1.6	6th
Free Throw Percentage	.763	11th

CAREER STATISTICS

YEAR	G/GS	FG-A	PCT	3-PT	PCT	FT-A	PCT	RB	AVG	PF-FO	AS	TO	BK	ST	PTS	AVG
Fresh.	18/0	9-19	.474	0-0	.000	8-13	.615	22	1.2	12-0	3	9	8	4	26	1.4
Soph.	37/0	37-71	.521	0-0	.000	25-36	.694	96	2.6	53-0	8	18	36	7	99	2.7
Junior	33/0	70-140	.500	0-0	.000	73-100	.730	163	4.9	77-1	14	24	43	9	213	6.5
Senior	27/0	74-134	.552	0-0	.000	74-97	.763	130	4.8	67-0	10	30	42	7	222	8.2
TOTALS	115/0	190-364	.522	0-0	.000	180-246	.732	411	3.6	209-1	35	81	129	27	560	4.9



IOWA HAWKEYE BASKETBALL

UPDATED IOWA PLAYER BIO

Charlie Rose



1

**Fr., 6-4, 175, Guard
Elmhurst, Ill.
York Community**

- Non-scholarship athlete
- Played in six games
- Scored his first collegiate points on his first shot attempt, a 3-pointer, in win over North Dakota State

Personal Bests

Points: 3, vs. North Dakota State, 11/17/14
 Rebounds: ---
 FGM: 1, vs. North Dakota State, 11/17/14
 FGA: 1, vs. North Dakota State, 11/17/14
 3-pt FG: 1, vs. North Dakota State, 11/17/14
 3-pt FGA: 1, vs. North Dakota State, 11/17/14
 FTM: ---
 FTA: ---
 Assists: ---
 Steals: ---
 Blocks: ---
 Minutes: 3, 3x, last vs. Rutgers, 2/19/15

2014-15 Game-by-Game

Opponent	Date	gs	min	Total		3-Pointers		Free throws		Rebounds				pf	a	t/o	blk	stl	pts	avg
				fg-fga	pct	3fg-fga	pct	ft-fa	pct	off	def	tot	avg							
HAMPTON	11/14/14	3		0-0	.000	0-0	.000	0-0	.000	0	0	0	0.0	0	0	0	0	0	0	0.0
NORTH DAKOTA STATE	11/17/14	3		1-1	1.000	1-1	1.000	0-0	.000	0	0	0	0.0	0	0	0	0	0	3	1.5
LONGWOOD	11/29/14	2		0-0	.000	0-0	.000	0-0	.000	0	0	0	0.0	0	0	0	0	0	0	1.0
UM-BALTIMORE COUNTY	12/06/14	1		0-0	.000	0-0	.000	0-0	.000	0	0	0	0.0	0	0	0	0	0	0	0.8
RUTGERS	02/19/15	3		0-0	.000	0-0	.000	0-0	.000	0	0	0	0.0	0	0	1	0	0	0	0.6
at Nebraska	02/22/15	2		0-0	.000	0-0	.000	0-0	.000	0	0	0	0.0	0	0	0	0	0	0	0.5
Totals		0	14	1-1	1.000	1-1	1.000	0-0	.000	0	0	0	0.0	0	0	1	0	0	3	0.5

Games played: 6
 Minutes/game: 2.3
 Points/game: 0.5
 FG Pct: 100.0
 3FG Pct: 100.0

Turnovers/game: 0.2

CAREER STATISTICS

YEAR	G/GS	FG-A	PCT	3-PT	PCT	FT-A	PCT	RB	AVG	PF-FO	AS	TO	BK	ST	PTS	AVG
Fresh.	6/0	1-1	1.000	1-1	1.000	0-0	.000	0	0.0	0-0	0	1	0	0	3	0.5



IOWA HAWKEYE BASKETBALL

UPDATED IOWA PLAYER BIO

Dom Uhl



25

Fr., 6-8, 195, Forward
Frankfurt, Germany
Point Pleasant Beach (NJ)

- Netted five points in each of Iowa's two victories at Minnesota and versus #25 Ohio State
- Played double digit minutes in seven of the last 10 outings
- Scored eight points, six via the 3-point shot, in opening win over Hampton
- Blocked one shot in win over Northern Illinois
- Tallied four points, grabbed five rebounds and dished out two assists in a season-high 22 minutes played vs. Longwood
- Collected a season-high two steals in win over UMB
- Posted personal bests in scoring (11) and rebounding (six) in win over Alcorn State
- Contributed five points, including sinking a 3-point basket during a crucial stretch in the second half, in victory at Minnesota
- Netted five points in the first half in home win over #25 Ohio State
- Had two points and three rebounds in home game vs. Minnesota
- Tallied nine points and equaled a personal best with six rebounds in win over Rutgers

Personal Bests

Points: 11 vs. Alcorn State, 12/9/14
Rebounds: 6, 2x, last vs. Rutgers, 2/19/15
FGM: 5 vs. Alcorn State, 12/9/14
FGA: 8 vs. Hampton, 11/14/14
3-pt FG: 2 vs. Hampton, 11/14/14
3-pt FGA: 5 vs. Hampton, 11/14/14
FTM: 2, 2x, last at Michigan, 2/5/15
FTA: 3 Alcorn State, 12/9/14
Assists: 2 vs. Longwood, 11/29/14
Steals: 2, 2x, last vs. Rutgers, 2/19/15
Blocks: 1, 6x, last vs. Wisconsin, 1/20/15
Minutes: 22 vs. Longwood, 11/29/14

2014-15 Game-by-Game

Opponent	Date	gs	min	Total		3-Pointers		Free throws		Rebounds				pts	avg					
				fg-fga	pct	3fg-fga	pct	ft-fa	pct	off	def	tot	avg			pf	a	t/o	blk	stl
HAMPTON	11/14/14	18	3-8	.375	2-5	.400	0-2	.000	0	1	1	1.0	1	0	0	0	0	8	8.0	
NORTH DAKOTA STATE	11/17/14	16	0-0	.000	0-0	.000	0-0	.000	0	3	3	2.0	1	1	2	0	0	0	4.0	
vs TEXAS	11/20/14	4	0-0	.000	0-0	.000	0-0	.000	0	1	1	1.7	0	0	1	0	0	0	2.7	
vs SYRACUSE	11/21/14	2	0-1	.000	0-0	.000	0-0	.000	0	0	0	1.3	0	0	0	0	0	0	2.0	
NORTHERN ILLINOIS	11/26/14	7	1-2	.500	0-0	.000	0-0	.000	2	3	5	2.0	2	0	1	1	0	2	2.0	
LONGWOOD	11/29/14	22	2-7	.286	0-3	.000	0-0	.000	3	2	5	2.5	1	2	1	1	0	4	2.3	
at North Carolina	12/03/14	6	0-1	.000	0-1	.000	0-0	.000	0	2	2	2.4	1	0	0	0	0	0	2.0	
UM-BALTIMORE COUNTY	12/06/14	20	1-3	.333	0-2	.000	1-2	.500	0	3	3	2.5	2	1	1	0	2	3	2.1	
ALCORN STATE	12/09/14	21	5-6	.833	0-1	.000	1-3	.333	2	4	6	2.9	1	0	1	0	0	11	3.1	
IOWA STATE	12/12/14	16	1-3	.333	0-1	.000	2-2	1.000	1	2	3	2.9	2	0	0	1	0	4	3.2	
vs UNI	12/20/14	4	0-0	.000	0-0	.000	0-0	.000	0	0	0	2.6	0	1	1	0	0	0	2.9	
NORTH FLORIDA	12/22/14	8	0-2	.000	0-1	.000	0-0	.000	0	1	1	2.5	3	1	0	1	1	0	2.7	
at Ohio State	12/30/14	6	0-0	.000	0-0	.000	0-0	.000	1	0	1	2.4	1	1	0	0	0	0	2.5	
NEBRASKA	01/05/15	5	1-2	.500	0-1	.000	0-0	.000	1	0	1	2.3	1	0	1	0	0	2	2.4	
MICHIGAN STATE	01/08/15	10	0-0	.000	0-0	.000	0-0	.000	0	1	1	2.2	0	1	0	1	0	0	2.3	
at Minnesota	01/13/15	9	1-3	.333	1-1	1.000	2-2	1.000	2	1	3	2.3	1	1	3	0	0	5	2.4	
OHIO STATE	01/17/15	12	2-2	1.000	1-1	1.000	0-0	.000	1	0	1	2.2	1	0	2	0	0	5	2.6	
at Wisconsin	01/20/15	20	2-7	.286	0-2	.000	0-2	.000	1	2	3	2.2	0	0	1	1	0	4	2.7	
at Purdue	01/24/15	15	0-4	.000	0-1	.000	0-0	.000	3	0	3	2.3	0	0	0	0	0	0	2.5	
WISCONSIN	01/31/15	10	0-0	.000	0-0	.000	0-0	.000	0	0	0	2.2	1	0	0	0	0	0	2.4	
at Michigan	02/05/15	10	0-0	.000	0-0	.000	2-2	1.000	0	1	1	2.1	1	0	1	0	1	2	2.4	
MARYLAND	02/08/15	6	0-1	.000	0-0	.000	0-0	.000	0	1	1	2.0	1	0	2	0	0	0	2.3	
MINNESOTA	02/12/15	8	1-4	.250	0-2	.000	0-0	.000	1	2	3	2.1	0	0	0	0	0	2	2.3	
at Northwestern	02/15/15	8	0-1	.000	0-0	.000	1-2	.500	0	0	0	2.0	0	0	1	1	1	1	2.2	
RUTGERS	02/19/15	16	4-7	.571	1-2	.500	0-2	.000	2	4	6	2.2	1	1	4	0	2	9	2.5	
at Nebraska	02/22/15	12	0-2	.000	0-1	.000	0-0	.000	1	1	2	2.2	2	1	0	0	0	0	2.4	
Totals		0	291	24-66	.364	5-25	.200	9-19	.474	21	35	56	2.2	24	11	23	7	7	62	2.4

Games played: 26
 Minutes/game: 11.2
 Points/game: 2.4
 FG Pct: 36.4
 3FG Pct: 20.0
 FT Pct: 47.4

Rebounds/game: 2.2
 Assists/game: 0.4
 Turnovers/game: 0.9
 Assist/turnover ratio: 0.5
 Steals/game: 0.3
 Blocks/game: 0.3

CAREER STATISTICS

YEAR	G/GS	FG-A	PCT	3-PT	PCT	FT-A	PCT	RB	AVG	PF-FO	AS	TO	BK	ST	PTS	AVG
Fresh.	26/0	24-66	.364	5-25	.200	9-19	.474	56	2.2	24-0	11	23	7	7	62	2.4



IOWA HAWKEYE BASKETBALL

UPDATED IOWA PLAYER BIO

Okey Ukah



23

Jr., 6-7, 220, Forward
Iowa City, Iowa
West HS
Kirkwood CC

- Non-scholarship athlete
- Played in eight games this season
- Grabbed one rebound in four minutes of action in opening win over Hampton
- Controlled one rebound in two minutes of action against Longwood
- Registered three rebounds, one assist and a steal in win over Rutgers
- Tallied two points and grabbed a rebound in win at Nebraska

Personal Bests

Points: 2 at Nebraska, 2/22/15
Rebounds: 3 vs. Rutgers, 2/19/15
FGM: 1, 2x, last at Nebraska, 2/22/15
FGA: 2 at Nebraska, 2/22/15
3-pt FG: ---
3-pt FGA: ---
FTM: 1 vs. Md. Eastern Shore, 11/14/13
FTA: 2 vs. Md. Eastern Shore, 11/14/13
Assists: 1 vs. Rutgers, 2/19/15
Steals: 1, 2x, last vs. Rutgers, 2/19/15
Blocks: 1 vs. Md. Eastern Shore, 11/14/13
Minutes: 5, 3x, last vs. Rutgers, 2/19/15

2014-15 Game-by-Game

Opponent	Date	gs	min	Total		3-Pointers		Free throws		Rebounds				pf	a	t/o	blk	stl	pts	avg
				fg-fga	pct	3fg-fga	pct	ft-fa	pct	off	def	tot	avg							
HAMPTON	11/14/14	4	0-0	.000	0-0	.000	0-0	.000	1	0	1	1.0	0	0	1	0	0	0	0	0.0
NORTH DAKOTA STATE	11/17/14	2	0-0	.000	0-0	.000	0-0	.000	0	0	0	0.5	1	0	0	0	0	0	0	0.0
NORTHERN ILLINOIS	11/26/14	1	0-0	.000	0-0	.000	0-0	.000	0	0	0	0.3	0	0	0	0	0	0	0	0.0
LONGWOOD	11/29/14	2	0-0	.000	0-0	.000	0-0	.000	0	1	1	0.5	0	0	0	0	1	0	0	0.0
UM-BALTIMORE COUNTY	12/06/14	3	0-0	.000	0-0	.000	0-0	.000	0	0	0	0.4	0	0	0	0	0	0	0	0.0
ALCORN STATE	12/09/14	3	0-0	.000	0-0	.000	0-0	.000	0	0	0	0.3	1	0	0	0	0	0	0	0.0
RUTGERS	02/19/15	5	0-0	.000	0-0	.000	0-0	.000	0	3	3	0.7	1	1	1	0	1	0	0	0.0
at Nebraska	02/22/15	3	1-2	.500	0-0	.000	0-0	.000	1	0	1	0.8	0	0	0	0	0	0	2	0.3
Totals		0	23	1-2	.500	0-0	.000	0-0	.000	2	4	6	0.8	3	1	2	0	2	2	0.3

Games played: 8
 Minutes/game: 2.9
 Points/game: 0.3
 FG Pct: 50.0

Rebounds/game: 0.8
 Assists/game: 0.1
 Turnovers/game: 0.3
 Assist/turnover ratio: 0.5
 Steals/game: 0.3

CAREER STATISTICS

YEAR	G/GS	FG-A	PCT	3-PT	PCT	FT-A	PCT	RB	AVG	PF-FO	AS	TO	BK	ST	PTS	AVG
Soph.	9/0	1-4	.250	0-0	.000	1-2	.500	6	0.7	0-0	0	1	1	0	3	0.3
Junior	8/0	1-2	.500	0-0	.000	0-0	.000	6	0.8	3-0	1	2	0	2	2	0.3
TOTALS	17/0	2-6	.333	0-0	.000	1-2	.500	12	0.7	3-0	1	3	1	2	5	0.3



IOWA HAWKEYE BASKETBALL

UPDATED IOWA PLAYER BIO

Jarrold Uthoff



20

Jr., 6-9, 210, Forward
Cedar Rapids, Iowa
Jefferson HS
Wisconsin

- One of only two Hawkeyes to ever average 12+ points and 6+ rebound while shooting 40% from 3-point range (Russ Millard in 1995-96)
- Big Ten Player of the Week (Jan. 6) after helping lead Iowa to wins over No. 18 Ohio State & Nebraska
- Leads team in scoring in league play (13.7 ppg)
- Led Iowa in scoring in four of the last six games
- Two double-doubles (North Florida & Michigan St)
- Only Division I player with 45+ 3-pointers, 40+ blocks, and 30+ steals
- Made 31 of his team-leading 46 3-pointers in Iowa's 17 wins
- Scored in double digits in 11 of the last 15 contests
- Averaged 14 points, six rebounds, and three steals in Iowa's two 2K Classic games in New York
- Ranks second in team scoring (12.2), blocks (1.5), and steals (1.1)
- Tallied 13 points, bolstered by sinking a career-high four 3-pointers, and grabbed five rebounds in opening victory over Hampton
- Scored 20 points to go along with six rebounds, two blocks and a game-high three steals in a career-high 36 minutes vs. #23 Syracuse
- Registered 15 points, eight rebounds, two steals, and three assists in win over Pepperdine
- Denied a career-high five shots and also had four assists & six rebounds in win over Northern Illinois
- Tallied 11 points, bolstered by 3-of-5 shooting from 3-point range, grabbed a team-high six rebounds and collected two steals in win over Longwood
- Equaled a career high in blocked shots (5), while also scoring eight points and controlling 11 rebounds in victory at #12 North Carolina
- Pulled down a game-high nine rebounds vs. UNI
- Netted 15 points and snagged seven rebounds in home win over Nebraska
- Scored 10 points & registered career bests in rebounding (12) and assists (5), posting his third career double-double in Iowa's win over North Florida
- Tallied 18 points, grabbed seven boards and equaled a personal best with five assists and four 3-pointers in win at #18 Ohio State
- Posted second double-double of the year, scoring 12 points & grabbing a team-high 10 boards vs. MSU
- Led team in scoring (12 points) at #5 Wisconsin

2014-15 Game-by-Game

Opponent	Date	gs	min	Total		3-Pointers		Free throws		Rebounds				pf	a	t/o	blk	stl	pts	avg	
				fg-fga	pct	3fg-fga	pct	ft-fga	pct	off	def	tot	avg								
HAMPTON	11/14/14	*	19	4-5	.800	4-5	.800	1-2	.500	2	3	5	5.0	2	2	0	1	1	13	13.0	
NORTH DAKOTA STATE	11/17/14	*	22	5-11	.455	2-5	.400	0-0	.000	0	2	2	3.5	1	2	2	1	0	12	12.5	
vs TEXAS	11/20/14	*	30	3-8	.375	2-4	.500	0-0	.000	2	4	6	4.3	3	0	1	2	3	8	11.0	
vs SYRACUSE	11/21/14	*	36	7-14	.500	3-6	.500	3-6	.500	1	5	6	4.8	2	0	4	2	3	20	13.3	
PEPPERDINE	11/24/14	*	33	6-15	.400	0-3	.000	3-7	.429	4	4	8	5.4	3	3	0	0	2	15	13.6	
NORTHERN ILLINOIS	11/26/14	*	29	0-4	.000	0-1	.000	2-4	.500	0	6	6	5.5	1	4	1	5	1	2	11.7	
LONGWOOD	11/29/14	*	17	4-9	.444	3-5	.600	0-0	.000	2	4	6	5.6	0	1	2	1	2	11	11.6	
at North Carolina	12/03/14	*	33	2-13	.154	1-7	.143	3-4	.750	4	7	11	6.3	2	0	1	5	1	8	11.1	
UM-BALTIMORE COUNTY	12/06/14	*	15	4-10	.400	1-5	.200	2-2	1.000	1	5	6	6.2	1	3	0	1	1	11	11.1	
ALCORN STATE	12/09/14	*	20	6-11	.545	1-3	.333	0-0	.000	2	2	4	6.0	0	1	0	0	1	13	11.3	
IOWA STATE	12/12/14	*	21	4-10	.400	1-2	.500	0-0	.000	2	3	5	5.9	1	1	1	1	1	9	11.1	
vs UNI	12/20/14	*	31	3-7	.429	0-3	.000	0-0	.000	3	6	9	6.2	2	1	2	1	1	6	10.7	
NORTH FLORIDA	12/22/14	*	33	3-11	.273	2-4	.500	2-2	1.000	3	9	12	6.6	2	5	2	0	1	10	10.6	
at Ohio State	12/30/14	*	36	6-11	.545	4-6	.667	2-2	1.000	3	4	7	6.6	2	5	2	1	0	18	11.1	
NEBRASKA	01/05/15	*	33	5-11	.455	3-8	.375	2-4	.500	2	5	7	6.7	3	2	0	1	1	15	11.4	
MICHIGAN STATE	01/08/15	*	35	6-16	.375	0-4	.000	0-2	.000	4	6	10	6.9	0	2	0	2	1	12	11.4	
at Minnesota	01/13/15	*	34	7-10	.700	2-4	.500	6-6	1.000	0	5	5	6.8	4	4	3	4	1	22	12.1	
OHIO STATE	01/17/15	*	28	2-7	.286	1-2	.500	2-2	1.000	3	2	5	6.7	0	2	2	0	0	7	11.8	
at Wisconsin	01/20/15	*	29	5-10	.500	2-5	.400	0-0	.000	1	1	2	6.4	1	0	1	1	0	12	11.8	
at Purdue	01/24/15	*	35	2-14	.143	0-5	.000	2-2	1.000	0	6	6	6.4	2	2	0	2	0	6	11.5	
WISCONSIN	01/31/15	*	27	3-9	.333	1-2	.500	2-2	1.000	2	1	3	6.2	4	2	1	0	2	9	11.4	
at Michigan	02/05/15	*	36	7-10	.700	2-3	.667	0-0	.000	3	6	9	6.4	2	0	0	1	0	16	11.6	
MARYLAND	02/08/15	*	34	3-5	.600	2-3	.667	0-0	.000	0	3	3	6.2	2	1	2	1	1	8	11.4	
MINNESOTA	02/12/15	*	33	5-12	.417	1-3	.333	6-7	.857	0	7	7	6.3	1	2	1	2	1	17	11.7	
at Northwestern	02/15/15	*	37	8-16	.500	5-11	.455	4-4	1.000	1	3	4	6.2	3	1	0	1	0	25	12.2	
RUTGERS	02/19/15	*	25	5-9	.556	2-4	.500	2-2	1.000	0	3	3	6.0	0	2	0	1	4	14	12.3	
at Nebraska	02/22/15	*	31	4-8	.500	1-1	1.000	2-2	1.000	2	3	5	6.0	2	3	1	4	1	11	12.2	
Totals			27	792	119-276	.431	46-114	.404	46-62	.742	47	115	162	6.0	46	51	29	41	30	330	12.2

Games played: 27
 Minutes/game: 29.3
 Points/game: 12.2
 FG Pct: 43.1
 3FG Pct: 40.4
 FT Pct: 74.2

Rebounds/game: 6.0
 Assists/game: 1.9
 Turnovers/game: 1.1
 Assist/turnover ratio: 7.8
 Steals/game: 1.1
 Blocks/game: 1.5

- Poured in a game & career-high 22 points, including making the game-winning shot with 3.5 seconds left, while also collecting five rebounds, four assists and a game-high four blocks at Minnesota
- Led Iowa in scoring (16) and rebounding (9) in victory at Michigan
- Scored a team-best 17 points and had seven rebounds in home game vs. Minnesota
- Posted career highs in scoring (25), 3-pointers (5), and minutes played (37) at Northwestern
- Led all scorers with 14 points in win over Rutgers
- Registered 11 points and blocked a game-high four shots in win at Nebraska

Personal Bests

Points: 25 at Northwestern, 2/15/15
Rebounds: 12 vs. North Florida, 12/22/14
FGM: 8 at Northwestern, 2/15/15
FGA: 16, 2x, last at Northwestern, 2/15/15
3-pt FG: 5 at Northwestern, 2/15/15
3-pt FGA: 11 at Northwestern, 2/15/15
FTM: 8 vs. Notre Dame, 12/3/13
FTA: 10 vs. Notre Dame, 12/3/13
Assists: 5, 2x, last vs. Ohio State, 12/30/14
Steals: 4 vs. Rutgers, 2/19/15
Blocks: 5, 2x, last vs. North Carolina, 12/3/14
Minutes: 37 at Northwestern, 2/15/15

BIG OVERALL STATS

	Avg.	Rank
Blocked Shots	1.5	9th
Rebounding	6.0	14th
Scoring	12.2	22nd

BIG CONFERENCE ONLY STATS

	Avg.	Rank
Free Throw Percentage	.857	5th
Blocked Shots	1.5	6th
3-Point FG%	.426	6th
3-Pointers Made	1.9	14th
Rebounding	5.4	16th
Scoring	13.7	17th

CAREER STATISTICS

YEAR	G/GS	FG-A	PCT	3-PT	PCT	FT-A	PCT	RB	AVG	PF-FO	AS	TO	BK	ST	PTS	AVG
Soph.	33/0	84-168	.500	17-40	.425	67-82	.817	152	4.6	38-0	26	31	35	11	252	7.6
Junior	27/27	119-276	.431	46-114	.404	46-62	.742	162	6.0	46-0	51	29	41	30	330	12.2
TOTALS	60/27	203-444	.457	63-154	.409	113-144	.785	314	5.2	84-0	77	60	76	41	582	9.7



IOWA HAWKEYE BASKETBALL

UPDATED IOWA PLAYER BIO

Aaron White



30

Sr., 6-9, 228, Forward
Strongsville, Ohio
Strongsville HS

- 1-of-16 players named to Karl Malone Award watch list
- One of two active players in the NCAA with 1,675+ points, 825+ rebounds, 175+ assists, and 125+ steals; only Hawkeye to ever post those numbers
- Scored a season-high 23 points three times (Texas, North Florida, and Nebraska)
- Only player in the country to shoot better than 50% from field and 80% from the foul line
- Ranks first in the country (37%, 147/396) in highest percentage of points scored from free throws (minimum 350 total points)
- His 14 career double-doubles ranks second among active Big Ten players (Branden Dawson)
- Named to the 2K Classic All-Tournament Team
- His 845 rebounds leads all active Big Ten players, while his 1,697 points ranks fourth
- Allstate Good Works Team nominee
- Attempted 10+ free throws in eight games this year
- On pace to shatter Iowa career FT makes record (570); Roy Marble is second with 516
- Ranks fifth in Iowa career scoring (1,697 points)
- Seeking to become first Hawkeye to ever lead the team in rebounding four-straight seasons
- Led Iowa with 19 points & six assists in win over Hampton
- Had 10 points, eight rebounds and a team-high five assists in win over North Dakota State
- Tallied a game and season-high 23 points, posting career highs in free throw makes (14) and attempted (16), vs. #10 Texas at Madison Square Garden
- Registered his 13th career double-double (15 points, 12 rebounds) vs. #23 Syracuse in New York City
- Led Iowa in scoring (17) and rebounding (9) and also had a game-best four steals in win over Pepperdine
- Shared team-high scoring honors of 14 points in Iowa's win over Northern Illinois
- Made all 10 free throw attempts for the second time in his career (vs. Northwestern in 2014) and grabbed eight rebounds in victory at #12 North Carolina
- Scored a game-high 15 points, bolstered by 9-of-10 shooting from the foul line, in win over Alcorn State
- Led team with 18 points vs. #13 Iowa State
- Had 23 points, grabbed nine boards and was credited with a career-high five steals in win over North Florida
- Led team with 18 points and nine rebounds in win at #18 Ohio State
- Tallied 23 points for the third time this season (Texas and North Florida), while also grabbing a game-high nine rebounds in home win over Nebraska

2014-15 Game-by-Game

Opponent	Date	gs	min	Total		3-Pointers		Free throws		Rebounds				pts	avg						
				fg-fga	pct	3fg-fga	pct	ft-fa	pct	off	def	tot	avg			pf	a	t/o	blk	stl	
HAMPTON	11/14/14	*	21	6-8	.750	0-2	.000	7-10	.700	4	3	7	7.0	1	6	0	1	2	19	19.0	
NORTH DAKOTA STATE	11/17/14	*	25	3-5	.600	0-0	.000	4-4	1.000	1	7	8	7.5	2	5	2	0	1	10	14.5	
vs TEXAS	11/20/14	*	34	4-7	.571	1-1	1.000	14-16	.875	3	5	8	7.7	1	1	4	0	2	23	17.3	
vs SYRACUSE	11/21/14	*	30	5-11	.455	0-1	.000	5-5	1.000	3	9	12	8.8	4	2	4	1	0	15	16.8	
PEPPERDINE	11/24/14	*	28	5-9	.556	0-0	.000	7-8	.875	2	7	9	8.8	2	1	3	1	4	17	16.8	
NORTHERN ILLINOIS	11/26/14	*	31	6-11	.545	1-2	.500	1-1	1.000	4	0	4	8.0	1	1	3	0	1	14	16.3	
LONGWOOD	11/29/14	*	25	8-12	.667	0-2	.000	3-4	.750	1	4	5	7.6	0	1	1	1	3	19	16.7	
at North Carolina	12/03/14	*	35	0-6	.000	0-2	.000	10-10	1.000	3	5	8	7.6	2	3	2	0	0	10	15.9	
UM-BALTIMORE COUNTY	12/06/14	*	17	5-7	.714	0-2	.000	4-5	.800	2	3	5	7.3	1	1	1	1	3	14	15.7	
ALCORN STATE	12/09/14	*	23	3-5	.600	0-1	.000	9-10	.900	1	4	5	7.1	1	0	2	0	0	15	15.6	
IOWA STATE	12/12/14	*	33	6-11	.545	1-3	.333	5-5	1.000	2	4	6	7.0	3	1	2	0	1	18	15.8	
vs UNI	12/20/14	*	36	2-8	.250	1-1	1.000	4-6	.667	1	6	7	7.0	3	1	1	0	2	9	15.3	
NORTH FLORIDA	12/22/14	*	32	7-15	.467	1-3	.333	8-8	1.000	5	4	9	7.2	0	1	0	0	5	23	15.8	
at Ohio State	12/30/14	*	37	5-10	.500	0-2	.000	8-10	.800	3	6	9	7.3	1	2	2	1	0	18	16.0	
NEBRASKA	01/05/15	*	36	5-10	.500	1-3	.333	12-15	.800	3	6	9	7.4	1	0	1	2	2	23	16.5	
MICHIGAN STATE	01/08/15	*	28	2-4	.500	1-1	1.000	3-6	.500	1	3	4	7.2	2	1	1	1	0	8	15.9	
at Minnesota	01/13/15	*	35	4-10	.400	0-1	.000	5-8	.625	2	4	6	7.1	2	4	0	2	1	13	15.8	
OHIO STATE	01/17/15	*	29	6-8	.750	0-0	.000	10-12	.833	1	5	6	7.1	3	0	1	0	3	22	16.1	
at Wisconsin	01/20/15	*	26	2-5	.400	0-1	.000	3-6	.500	0	3	3	6.8	2	0	0	1	0	7	15.6	
at Purdue	01/24/15	*	7	2-2	1.000	0-0	.000	0-0	.000	1	1	2	6.6	1	0	0	0	0	4	15.1	
WISCONSIN	01/31/15	*	38	5-11	.455	2-3	.667	3-6	.500	1	6	7	6.6	4	2	0	0	0	15	15.0	
at Michigan	02/05/15	*	34	6-8	.750	0-2	.000	1-2	.500	0	5	5	6.5	2	0	0	1	1	13	15.0	
MARYLAND	02/08/15	*	38	5-11	.455	0-3	.000	7-10	.700	1	7	8	6.6	1	1	3	0	2	17	15.0	
MINNESOTA	02/12/15	*	34	5-10	.500	0-1	.000	3-3	1.000	2	6	8	6.7	1	1	3	1	0	13	15.0	
at Northwestern	02/15/15	*	40	1-12	.083	0-2	.000	4-4	1.000	5	8	13	6.9	1	3	2	0	0	6	14.6	
RUTGERS	02/19/15	*	28	4-7	.571	0-0	.000	5-6	.833	1	7	8	7.0	2	3	0	0	0	13	14.5	
at Nebraska	02/22/15	*	31	7-11	.636	2-2	1.000	2-2	1.000	4	7	11	7.1	1	1	0	0	3	18	14.7	
Totals			27	811	119-234	.509	11-41	.268	147-182	.808	57	135	192	7.1	45	42	38	14	36	396	14.7

Games played: 27
 Minutes/game: 30.0
 Points/game: 14.7
 FG Pct: 50.9
 3FG Pct: 26.8
 FT Pct: 80.8

Rebounds/game: 7.1
 Assists/game: 1.6
 Turnovers/game: 1.4
 Assist/turnover ratio: 1.1
 Steals/game: 1.3
 Blocks/game: 0.5

- Had 13 points, six rebounds & four assists in win at Minnesota
- Scored 18 of his team-high 22 points in the second half, including a three-minute stretch of scoring 12 straight points, in home win over #25 Ohio State
- Played only seven minutes at Purdue (Jan. 24) after suffering a stinger early in the game
- Registered team highs in scoring (15) and rebounding (7) in home game versus #5 Wisconsin
- Led Iowa in scoring (17) and rebounding (8) in win over #16 Maryland
- Grabbed a game-best eight rebounds vs. Minnesota
- Snagged a game-high 13 rebounds at Northwestern
- Had 13 points and led team with eight boards in win over Rutgers
- Posted 14th career double-double, leading all scorers (18) and rebounders (11) in win at Nebraska

Personal Bests

Points: 27 vs. Penn State, 1/31/13
Rebounds: 17 at Iowa State, 12/13/13
FGM: 11 at Iowa State, 12/13/13
FGA: 17 at Oregon, 3/18/12
3-pt FG: 2, 7x, last at Nebraska, 2/22/15
3-pt FGA: 5 at Oregon, 3/18/13
FTM: 14 vs. Texas, 11/20/14
FTA: 16 vs. Texas, 11/20/14
Assists: 7 vs. Notre Dame, 12/3/13
Steals: 5 vs. North Florida, 12/22/14
Blocks: 3, 3x, last vs. Minnesota, 2/17/13
Minutes: 40 at Northwestern, 2/15/15

BIG CONFERENCE ONLY STATS		
	Avg.	Rank
Rebounding	7.1	5th
Field Goal Percentage	.496	10th
Scoring	13.6	18th

BIG OVERALL STATS		
	Avg.	Rank
Rebounding	7.1	3rd
Free Throw Percentage	.808	7th
Field Goal Percentage	.509	9th
Scoring	14.7	10th
Steals	1.3	10th

CAREER STATISTICS

YEAR	G/GS	FG-A	PCT	3-PT	PCT	FT-A	PCT	RB	AVG	PF-FO	AS	TO	BK	ST	PTS	AVG
Fresh.	35/14	136-270	.504	17-61	.279	100-143	.699	199	5.7	73-2	31	49	23	31	389	11.1
Soph.	38/38	140-299	.468	15-66	.227	193-258	.748	234	6.2	54-0	51	62	27	41	488	12.8
Junior	33/33	143-245	.584	8-31	.258	130-161	.807	220	6.7	39-1	60	59	19	32	424	12.8
Senior	27/27	119-234	.509	11-41	.268	147-182	.808	192	7.1	45-1	42	38	14	36	396	14.7
TOTALS	133/112	538-1048	.513	51-199	.256	570-744	.766	845	6.4	211-4	184	208	83	140	1,697	12.8



IOWA HAWKEYE BASKETBALL

UPDATED IOWA PLAYER BIO

Adam Woodbury



34

Jr., 7-1, 245, Center
Sioux City, Iowa
East HS

- Started all 98 games in his collegiate career
- Tabbed *College Sports Madness'* Big Ten Player of the Week on Feb. 9 after leading Iowa to wins over Michigan (away) and #16 Maryland (home)
- Tallied double figures in scoring in Iowa's victories over Michigan and #16 Maryland, including matching a career high with 16 points in Iowa's win over the Terrapins
- Two double-doubles (North Dakota State and Ohio State)
- Scored 10+ points in eight games, surpassing the number of double-digit scoring games from a year ago (4)
- Averaged 11 points and 6.5 rebounds in Iowa's two games at the 2K Classic in New York
- Ranks third in team rebounding (5.2) and sixth in scoring (7.0)
- Posted first career double-double in win over North Dakota State (10 points, 11 rebounds); the 11 rebounds equaled a career high
- Scored seven points and grabbed four rebounds in opening win over Hampton
- Tallied 10 points and grabbed a game-high eight rebounds vs. #10 Texas at Madison Square Garden
- Netted a season-high 12 points vs. #23 Syracuse at Madison Square Garden
- Scored 12 points and snagged a team-high six rebounds in win over Northern Illinois
- Registered 11 points and snagged seven boards in victory at #12 North Carolina
- Grabbed eight rebounds in win over North Florida
- On his 21st birthday, tallied nine points and grabbed a game-high eight rebounds in win at Minnesota
- Posted his second double-double in home win over #25 Ohio State -- scoring a season-high 13 points and grabbing a team-best 10 rebounds
- Tallied seven points in road game at Purdue
- Registered eight points and three rebounds in home game versus #5 Wisconsin

2014-15 Game-by-Game

Opponent	Date	gs	min	Total		3-Pointers		Free throws		Rebounds				pf	a	t/o	blk	stl	pts	avg	
				fg-fga	pct	3fg-fga	pct	ft-fga	pct	off	def	tot	avg								
HAMPTON	11/14/14	*	20	3-6	.500	0-0	.000	1-2	.500	1	3	4	4.0	3	0	3	0	0	7	7.0	
NORTH DAKOTA STATE	11/17/14	*	21	5-6	.833	0-0	.000	0-0	.000	1	10	11	7.5	1	1	3	1	0	10	8.5	
vs TEXAS	11/20/14	*	29	4-7	.571	0-0	.000	2-5	.400	4	4	8	7.7	2	2	2	0	2	10	9.0	
vs SYRACUSE	11/21/14	*	28	5-8	.625	0-0	.000	2-3	.667	3	2	5	7.0	4	2	2	0	1	12	9.8	
PEPPERDINE	11/24/14	*	25	3-9	.333	0-0	.000	1-3	.333	3	2	5	6.6	4	0	0	0	1	7	9.2	
NORTHERN ILLINOIS	11/26/14	*	20	5-7	.714	0-0	.000	2-2	1.000	3	3	6	6.5	3	0	2	1	0	12	9.7	
LONGWOOD	11/29/14	*	14	2-2	1.000	0-0	.000	2-2	1.000	3	2	5	6.3	3	0	1	0	1	6	9.1	
at North Carolina	12/03/14	*	23	5-7	.714	0-0	.000	1-2	.500	2	5	7	6.4	4	0	1	0	0	11	9.4	
UM-BALTIMORE COUNTY	12/06/14	*	15	2-5	.400	0-0	.000	1-2	.500	0	4	4	6.1	1	0	0	0	0	5	8.9	
ALCORN STATE	12/09/14	*	18	1-6	.167	0-0	.000	0-0	.000	2	2	4	5.9	1	0	2	1	0	2	8.2	
IOWA STATE	12/12/14	*	22	2-7	.286	0-0	.000	2-2	1.000	2	4	6	5.9	2	2	2	1	0	6	8.0	
vs UNI	12/20/14	*	17	1-9	.111	0-0	.000	3-4	.750	1	4	5	5.8	3	0	2	1	0	5	7.8	
NORTH FLORIDA	12/22/14	*	15	0-2	.000	0-0	.000	3-4	.750	2	6	8	6.0	2	2	3	1	0	3	7.4	
at Ohio State	12/30/14	*	18	1-3	.333	0-0	.000	0-1	.000	2	2	4	5.9	4	2	3	1	0	2	7.0	
NEBRASKA	01/05/15	*	18	1-3	.333	0-0	.000	1-2	.500	1	1	2	5.6	2	1	2	0	1	3	6.7	
MICHIGAN STATE	01/08/15	*	15	1-3	.333	0-0	.000	3-4	.750	1	2	3	5.4	2	1	1	0	0	5	6.6	
at Minnesota	01/13/15	*	23	3-5	.600	0-0	.000	3-5	.600	4	4	8	5.6	3	0	2	0	1	9	6.8	
OHIO STATE	01/17/15	*	28	6-10	.600	0-0	.000	1-3	.333	3	7	10	5.8	3	1	0	1	0	13	7.1	
at Wisconsin	01/20/15	*	22	0-2	.000	0-0	.000	1-2	.500	1	4	5	5.8	3	0	0	0	0	1	6.8	
at Purdue	01/24/15	*	17	2-2	1.000	0-0	.000	3-4	.750	1	0	1	5.6	5	0	0	0	2	7	6.8	
WISCONSIN	01/31/15	*	18	4-5	.800	0-0	.000	0-1	.000	1	2	3	5.4	3	0	0	0	0	8	6.9	
at Michigan	02/05/15	*	27	5-9	.556	0-0	.000	1-2	.500	3	4	7	5.8	2	6	1	0	0	11	7.0	
MARYLAND	02/08/15	*	28	6-7	.857	0-0	.000	4-4	1.000	1	4	5	5.5	3	2	2	1	1	16	7.4	
MINNESOTA	02/12/15	*	22	2-3	.667	0-0	.000	0-2	.000	0	3	3	5.4	5	2	2	0	0	4	7.3	
at Northwestern	02/15/15	*	28	0-5	.000	0-0	.000	3-8	.375	1	1	2	5.2	2	3	1	0	0	3	7.1	
RUTGERS	02/19/15	*	13	3-4	.750	0-0	.000	1-2	.500	2	0	2	5.1	0	0	1	0	1	7	7.1	
at Nebraska	02/22/15	*	21	1-3	.333	0-0	.000	2-2	1.000	2	5	7	5.2	2	0	1	0	3	4	7.0	
Totals			27	565	73-145	.503	0-0	.000	43-73	.589	50	90	140	5.2	72	27	39	9	14	189	7.0

Games played: 27
 Minutes/game: 20.9
 Points/game: 7.0
 FG Pct: 50.3
 FT Pct: 58.9

Rebounds/game: 5.2
 Assists/game: 1.0
 Turnovers/game: 1.4
 Assist/turnover ratio: 0.7
 Steals/game: 0.5
 Blocks/game: 0.3

- Dished out a career-high six assists to led the team, while also scoring 11 points and grabbing seven rebounds in road win at Michigan
- One of only three Big Ten 7-footers to amass 10+ points and 6+ assists in a game since 1996-97
- Equaled a career high with 16 points (6-7 FG, 4-4 FT), to go along with five rebounds and two assists in win over #16 Maryland
- Totaled seven points on 3-of-4 shooting from the field in win over Rutgers

Personal Bests

Points: 16, 2x, last vs. Maryland, 2/8/15
Rebounds: 11, 2x, last vs. NDSU, 11/17/14
FGM: 8 vs. Tennessee, 3/19/14
FGA: 11 vs. Tennessee, 3/19/14
FTM: 7, 2x, last at Penn State, 2/15/14
FTA: 12 vs. Michigan State, 1/28/14
Assists: 6 at Michigan, 2/5/15
Steals: 3, 2x, last at Nebraska, 2/23/15
Blocks: 3, 3x, last vs. Penn State, 1/31/13
Minutes: 30 vs. Tennessee, 3/19/14

CAREER STATISTICS

YEAR	G/GS	FG-A	PCT	3-PT	PCT	FT-A	PCT	RB	AVG	PF-FO	AS	TO	BK	ST	PTS	AVG
Fresh.	38/38	81-166	.488	0-0	.000	26-51	.510	181	4.8	96-1	22	48	29	16	188	4.9
Soph.	33/33	70-136	.515	0-0	.000	49-69	.710	130	3.9	84-2	27	34	19	18	189	5.7
Junior	27/27	73-145	.503	0-0	.000	43-73	.589	140	5.2	72-2	27	39	9	14	189	7.0
TOTALS	98/98	224-447	.501	0-0	.000	118-193	.611	451	4.6	252-5	76	121	57	48	566	5.8



IOWA HAWKEYE BASKETBALL

Game-by-Game Results

Overall: 17-10 Big Ten: 8-6 Home: 12-4 Away: 5-3 Neutral: 0-3

Date	Opponent	Result	Attend.	Top Scorer	Top Rebounder
Nov. 14	Hampton	W, 90-56	14,682	19, Aaron White	8, Peter Jok
Nov. 17	North Dakota State	W, 87-56	12,333	14, Gabriel Olaseni	11, Woodbury, Olaseni
^ Nov. 20	vs. #10 Texas	L, 57-71	11,541	23, Aaron White	8, White, Woodbury
^ Nov. 21	vs. #23 Syracuse	L, 63-66	11,255	20, Jarrod Uthoff	12, Aaron White
Nov. 24	Pepperdine	W, 72-61	12,979	17, Aaron White	9, Aaron White
Nov. 26	Northern Illinois	W, 70-49	14,357	14, White, Clemmons	6, Uthoff, Woodbury
Nov. 29	Longwood	W, 77-44	13,819	19, Aaron White	6, Uthoff, Olaseni
\$ Dec. 3	at #12 North Carolina	W, 60-55	18,040	16, Mike Gesell	11, Jarrod Uthoff
Dec. 6	UM-Baltimore County	W, 77-47	13,094	15, Olaseni, Jok	7, Gabriel Olaseni
Dec. 9	Alcorn State	W, 67-44	12,392	15, Aaron White	10, Gabriel Olaseni
+ Dec. 12	#13 Iowa State	L, 75-90	15,400	18, Aaron White	6, Jok, White, Woodbury
# Dec. 20	vs. Northern Iowa	L, 44-56	15,124	10, Mike Gesell	9, Jarrod Uthoff
Dec. 22	North Florida	W, 80-70	14,137	23, Aaron White	12, Jarrod Uthoff
* Dec. 30	at #18 Ohio State	W, 71-65	15,189	18, Uthoff, White	9, Aaron White
* Jan. 5	Nebraska	W, 70-59	12,789	23, Aaron White	9, Aaron White
* Jan. 8	Michigan State	L, 61-75	15,054	18, Gabriel Olaseni	10, Jarrod Uthoff
* Jan. 13	at Minnesota	W, 77-75	12,401	22, Jarrod Uthoff	8, Adam Woodbury
* Jan. 17	#25 Ohio State	W, 76-67	15,400	22, Aaron White	10, Adam Woodbury
* Jan. 20	at #5 Wisconsin	L, 50-82	17,279	12, Jarrod Uthoff	5, Adam Woodbury
* Jan. 24	at Purdue	L, 63-67	12,068	18, Mike Gesell	16, Gabriel Olaseni
* Jan. 31	#5 Wisconsin	L, 63-74	15,400	15, Aaron White	7, Aaron White
* Feb. 5	at Michigan	W, 72-54	12,490	16, Jarrod Uthoff	9, Jarrod Uthoff
* Feb. 9	#16 Maryland	W, 71-55	15,400	17, Aaron White	8, Aaron White
* Feb. 12	Minnesota	L, 59-64	13,756	17, Jarrod Uthoff	8, Aaron White
* Feb. 16	at Northwestern	L, 61-66	7,714	25, Jarrod Uthoff	13, Aaron White
* Feb. 19	Rutgers	W, 81-47	12,594	14, Jarrod Uthoff	8, Aaron White
* Feb. 22	at Nebraska	W, 74-46	15,933	18, Aaron White	11, Aaron White

- ^ - 2K Classic -- New York, New York
- \$ - ACC/ Big Ten Challenge
- + - Iowa Corn Cy-Hawk Series
- # - Hy-Vee Big Four Classic -- Des Moines, Iowa
- * - Big Ten Conference Game
- % - Big Ten Tournament -- Chicago

Attendance Summary	Games	Totals	Average
Home	16	223,586	13,974
Away	8	111,114	13,889
Neutral	3	37,920	12,640
Totals	27	355,241	13,157



IOWA HAWKEYE BASKETBALL

Game-by-Game Statistics

Team	Score	FG-A	PCT	3-PT. FG	PCT	FT-A	PCT	REB	PF	AS	TO	BS	ST
at Iowa	90	29-61	.475	9-21	.429	23-33	.697	48	14	20	14	7	9
Hampton	56	20-59	.339	4-18	.222	12-17	.706	32	25	10	17	1	10
at Iowa	87	30-56	.563	9-20	.450	18-20	.900	45	18	20	18	4	10
North Dakota State	56	18-67	.269	10-27	.370	10-14	.714	33	16	12	16	4	9
Iowa	57	16-54	.296	4-14	.286	21-28	.750	39	18	11	15	4	10
vs. #10 Texas	71	27-59	.458	6-17	.353	11-16	.688	40	22	10	14	7	4
Iowa	63	22-55	.400	6-21	.286	13-20	.650	38	16	16	18	6	6
vs. #23 Syracuse	66	25-60	.417	3-15	.200	13-19	.684	37	16	17	14	5	10
at Iowa	72	25-61	.410	5-14	.357	17-26	.654	39	19	15	12	2	12
Pepperdine	61	19-51	.373	7-27	.259	16-26	.615	39	19	13	19	0	5
at Iowa	70	25-54	.463	5-17	.294	15-19	.789	38	15	16	15	12	8
Northern Illinois	49	17-61	.279	6-23	.261	9-12	.750	38	19	8	17	1	4
at Iowa	77	31-71	.437	9-30	.300	6-9	.667	41	11	21	7	9	10
Longwood	44	15-48	.313	4-10	.400	10-14	.714	37	14	10	20	1	4
Iowa	60	18-55	.327	3-20	.150	21-24	.875	42	20	9	12	6	3
#12 North Carolina	55	19-68	.279	4-23	.174	13-17	.765	46	22	8	10	3	5
at Iowa	77	29-65	.446	7-25	.280	12-15	.800	37	11	20	13	5	16
UM-Baltimore County	47	19-57	.333	4-19	.211	5-10	.500	41	13	10	26	5	8
at Iowa	67	24-57	.421	3-19	.158	16-22	.727	45	12	14	10	3	3
Alcorn State	44	19-58	.328	0-8	.000	6-11	.545	34	16	7	11	2	5
at Iowa	75	28-71	.394	7-20	.350	12-13	.923	37	15	16	7	6	3
#13 Iowa State	90	34-64	.531	12-27	.444	10-13	.769	39	16	22	10	6	4
Iowa	44	14-51	.275	3-12	.250	13-18	.722	38	17	8	13	2	5
vs. Northern Iowa	56	20-44	.455	6-18	.333	10-15	.667	28	17	10	10	6	7
at Iowa	80	23-60	.383	8-20	.400	26-28	.929	40	15	17	13	6	11
North Florida	70	26-57	.456	12-26	.462	6-7	.857	31	16	17	20	3	6
Iowa	71	23-50	.460	8-22	.364	17-23	.739	37	19	17	14	4	2
at #18 Ohio State	65	24-57	.421	6-24	.250	11-15	.733	29	17	16	9	4	8
at Iowa	70	17-44	.386	5-20	.250	31-38	.816	32	18	11	9	3	7
Nebraska	59	22-48	.458	2-14	.143	13-21	.619	29	24	5	10	3	3
at Iowa	61	22-51	.431	2-12	.167	15-24	.625	29	14	12	8	4	4
Michigan State	75	27-53	.509	12-17	.706	9-12	.750	35	21	19	11	3	5
Iowa	77	25-48	.521	8-16	.500	19-27	.704	33	17	16	14	9	7
at Minnesota	75	27-59	.458	9-25	.360	12-16	.750	30	19	14	9	1	6
at Iowa	76	24-47	.511	3-9	.333	25-35	.714	37	19	8	10	3	7
#25 Ohio State	67	23-60	.383	7-18	.389	14-21	.667	31	24	8	9	3	4
Iowa	50	20-46	.435	6-15	.400	4-10	.400	23	16	7	9	4	0
at #5 Wisconsin	82	29-59	.492	9-22	.409	15-19	.789	37	9	16	1	2	6
Iowa	63	21-64	.328	4-17	.235	17-26	.654	46	20	10	8	2	3
at Purdue	67	25-53	.472	4-20	.200	13-23	.565	31	17	19	6	8	3
at Iowa	63	23-48	.479	4-7	.571	13-20	.650	24	21	11	8	3	4
#5 Wisconsin	74	23-52	.442	7-19	.368	21-26	.808	35	15	9	6	1	5
Iowa	72	32-51	.627	4-11	.364	4-6	.667	33	10	16	6	2	2
at Michigan	54	19-47	.404	7-24	.292	9-11	.818	17	10	8	6	2	3
at Iowa	71	27-42	.643	5-11	.455	12-16	.750	30	17	18	19	2	6
#16 Maryland	55	18-49	.367	7-23	.304	12-16	.750	19	19	10	16	5	9
at Iowa	59	21-49	.429	4-14	.286	13-16	.813	38	17	14	16	6	2
Minnesota	64	23-57	.404	6-19	.316	12-19	.632	30	21	7	6	4	9
Iowa	61	20-62	.323	8-24	.333	13-20	.650	38	15	15	4	4	5
at Northwestern	66	21-50	.420	9-20	.450	15-20	.750	39	15	13	10	12	3
at Iowa	81	30-59	.508	8-17	.471	13-22	.591	39	11	19	11	2	13
Rutgers	47	18-55	.327	5-22	.227	6-13	.462	33	18	10	19	2	6
Iowa	74	29-58	.500	5-10	.500	11-13	.846	38	15	17	8	4	8
at Nebraska	46	17-52	.327	2-18	.111	10-14	.714	30	14	8	13	5	7



IOWA HAWKEYE BASKETBALL

Season & Career Bests

Season Bests

Player	Points	3-Pointers	Rebounds	Assists	Blocks	Steals
Nicholas Baer	---	---	---	---	---	---
Anthony Clemmons	14, NIU	3, NDSU	5, twice	7, Rutgers	---	3, twice
Kyle Denning	2, twice	---	1, twice	1, NDSU	---	1, Rutgers
Brady Ellingson	6, Longwood	2, Longwood	---	2, Longwood	---	1, NIU
Mike Gesell	18, Purdue	3, Pepperdine	4, twice	9, Maryland	1, five times	3, Pepperdine
Peter Jok	16, Minnesota	4, UMBC	9, Purdue	4, Michigan	1, four times	3, twice
Josh Oglesby	9, three times	3, twice	6, Alcorn State	4, twice	1, twice	2, three times
Gabriel Olaseni	18, twice	---	16, Purdue	2, three times	5, Longwood	1, six times
Charlie Rose	3, NDSU	1, NDSU	---	---	---	---
Dom Uhl	11, Alcorn State	2, Hampton	6, twice	2, Longwood	1, seven times	2, twice
Okey Ukah	---	---	3, Rutgers	1, Rutgers	---	1, twice
Jarrod Uthoff	25, Northwestern	5, Northwestern	12, North Florida	5, twice	5, twice	4, Rutgers
Aaron White	23, three times	2, twice	13, Northwestern	6, Hampton	2, twice	5, North Florida
Adam Woodbury	16, Maryland	---	11, NDSU	6, Michigan	1, nine times	3, Nebraska

Career Bests

Player	Points	3-Pointers	Rebounds	Assists	Blocks	Steals
Nicholas Baer	---	---	---	---	---	---
Anthony Clemmons	14, twice	3, NDSU, '14	5, twice	9, Coppin St., '12	2, Omaha, '13	3, five times
Kyle Denning	6, SCSU, '12	2, SCSU, '12	1, four times	2, twice	---	1, three times
Brady Ellingson	6, Longwood, '14	2, Longwood, '14	---	2, Longwood, '14	---	1, NIU, '14
Mike Gesell	23, UNI, '12	4, twice	6, twice	9, Maryland, '15	1, nineteen times	4, Minnesota, '13
Peter Jok	16, Minnesota, '15	4, UMBC, '14	9, Purdue, '15	4, three times	1, six times	3, twice
Josh Oglesby	24, Indiana, '12	6, Indiana, '12	6, Alcorn State, '14	4, three times	2, Wichita St., '12	3, Purdue, '14
Gabriel Olaseni	18, twice	---	16, Purude, '15	3, Nebraska	7, Illinois, '13	2, three times
Charlie Rose	3, NDSU, '14	1, NDSU, '14	---	---	---	---
Dom Uhl	11, Alcorn State, '14	2, Hampton, '14	6, twice	2, Longwood, '14	1, seven times	2, twice
Okey Ukah	2, UTEP, '13	---	3, Rutgers	1, Rutgers, '15	1, UMEs, '13	1, twice
Jarrod Uthoff	22, Minnesota, '15	4, twice	12, North Florida, '14	5, twice	5, twice	4, Rutgers, '15
Aaron White	27, Penn State, '13	2, seven times	17, Iowa State, '13	7, Notre Dame, '13	3, three times	5, North Florida, '14
Adam Woodbury	16, twice	---	11, twice	6, Michigan, '15	3, three times	3, twice



IOWA HAWKEYE BASKETBALL

Season Highs And Lows/Specialty Statistics

CATEGORY		IOWA		OPPONENTS
<u>Points</u>	High	90	Hampton	90 Iowa State
	Low	44	Northern Iowa	44 Longwood/Alcorn State
<u>FG Made</u>	High	32	Michigan	34 Iowa State
	Low	14	Northern Iowa	15 Longwood
<u>FG Att.</u>	High	71	Longwood/Iowa State	68 North Carolina
	Low	42	Maryland	44 Northern Iowa
<u>FG%</u>	High	.643	Maryland	.531 Iowa State
	Low	.275	Northern Iowa	.269 North Dakota State
<u>3FG Made</u>	High	9	Hampton/NDSU/Longwood	12 Three times
	Low	2	Michigan State	0 Alcorn State
<u>3FG Att.</u>	High	30	Longwood	27 Three times
	Low	7	Wisconsin	8 Alcorn State
<u>3FG%</u>	High	.571	Wisconsin	.706 Michigan State
	Low	.150	North Carolina	.000 Alcorn State
<u>FTM</u>	High	31	Nebraska	21 Wisconsin
	Low	4	Wisconsin/Michigan	5 UMBC
<u>FTA</u>	High	38	Nebraska	26 Pepperdine/Wisconsin
	Low	6	Michigan	7 North Florida
<u>FT% (min. 10)</u>	High	.929	North Florida	.808 Wisconsin
	Low	.400	Wisconsin	.462 Rutgers
<u>Off. Reb.</u>	High	24	Purdue	24 North Carolina
	Low	5	Maryland	3 Northern Iowa
<u>Def. Reb.</u>	High	39	North Dakota State	33 Iowa State
	Low	17	Wisconsin (2x)	11 Maryland
<u>Total Reb.</u>	High	48	Hampton	46 North Carolina
	Low	23	Wisconsin	17 Michigan
<u>Assists</u>	High	21	Longwood	22 Iowa State
	Low	7	Wisconsin	5 Nebraska
<u>Steals</u>	High	16	UMBC	10 Hampton/Syracuse
	Low	0	Wisconsin	3 Nebraska/Purdue/Michigan
<u>Blocks</u>	High	12	Northern Illinois	8 Purdue
	Low	2	six times	0 Pepperdine
<u>Turnovers</u>	High	19	Maryland	26 UMBC
	Low	6	Michigan	1 Wisconsin
<u>Fouls</u>	High	21	Wisconsin	25 Hampton
	Low	10	Michigan	9 Wisconsin

GAME-BY-GAME SPECIALTY STATS

Date	Opponent	IA-Opp.	Pts. Off		Pts. in		2nd	Bench
			TO's	Paint	Chance	Points		
11/14	Hampton		23-9	32-24	20-8			37-22
11/17	North Dakota State		24-17	32-12	11-13			36-16
11/20	vs. #10 Texas		15-18	16-36	10-11			10-22
11/21	vs. #23 Syracuse		14-20	28-38	15-13			8-2
11/24	Pepperdine		22-4	32-18	11-9			8-2
11/26	Northern Illinois		22-13	26-20	9-21			28-8
11/29	Longwood		21-10	32-18	10-0			40-7
12/3	at #12 N. Carolina		8-14	18-28	12-16			7-9
12/4	UMBC		34-9	34-33	11-11			10-4
12/9	Alcorn State		9-4	30-28	11-8			28-12
12/12	#13 Iowa State		7-11	30-40	10-6			31-22
12/20	vs. Northern Iowa		8-16	14-22	5-2			12-28
12/22	North Florida		18-11	22-28	9-6			20-18
12/30	at #18 Ohio State		11-12	20-30	13-9			19-10
1/5	Nebraska		11-9	22-34	9-5			27-8
1/8	Michigan State		10-12	30-24	4-11			18-8
1/13	at Minnesota		4-16	26-32	17-8			15-40
1/17	#25 Ohio State		15-11	30-26	11-15			16-11
1/20	at #5 Wisconsin		1-11	12-36	9-9			2-5
1/24	at Purdue		11-7	24-38	18-9			22-23
1/31	#5 Wisconsin		8-8	32-26	7-16			17-6
2/5	at Michigan		8-11	42-16	13-7			8-10
2/9	#16 Maryland		20-16	38-18	2-7			7-9
2/12	Minnesota		4-19	18-24	12-10			9-20
2/15	at Northwestern		10-7	12-18	13-9			15-21
2/19	Rutgers		20-6	32-22	6-8			32-24
2/22	at Nebraska		9-8	30-20	12-8			19-15

IOWA AND OPPONENT INDIVIDUAL HIGH PERFORMANCES

CATEGORY	IOWA	OPPONENTS
<u>Points</u>	25 Jarrod Uthoff vs. Northwestern	27 D'Angelo Russell (Ohio State)
<u>Field Goals Made</u>	8 Twice	10 (10-22) D'Angelo Russell (Ohio State)
<u>Field Goals Attempted</u>	16 Twice	22 (10-22) D'Angelo Russell (Ohio State)
<u>Field Goal Percentage (min. 5 made)</u>	.750 (6-8) Twice	.857 (6-7) Dustin Hogue (Iowa State)
<u>3-Point Field Goals Made</u>	5 (5-11) Jarrod Uthoff vs. Northwestern	7 (7-8) Travis Trice (Michigan State)
<u>3-Point Field Goals Attempted</u>	11 (5-11) Jarrod Uthoff vs. Northwestern	12 (3-12) Marcus Paige (North Carolina)
<u>3-Point Field Goals Pct. (min. 4 made)</u>	.800 (4-5) Jarrod Uthoff vs. Hampton	.875 (7-8) Travis Trice (Michigan State)
<u>Free Throws Made</u>	14 (14-16) Aaron White vs. Texas	8 (8-9) Frank Kaminsky (Wisconsin)
<u>Free Throws Attempted</u>	16 (14-16) Aaron White vs. Texas	10 (7-10) Two players
<u>Free Throw Pct. (min. 7 made)</u>	1.000 (10-10) Aaron White vs. North Carolina	.889 (8-9) Frank Kaminsky (Wisconsin)
<u>Offensive Rebounds</u>	11 Gabriel Olaseni vs. Purdue	8 Jordan Threloff (Northern Illinois)
<u>Defensive Rebounds</u>	10 Adam Woodbury vs. NDSU	13 Branden Dawson (Michigan State)
<u>Total Rebounds</u>	16 Gabriel Olaseni vs. Purdue	15 Branden Dawson (Michigan State)
<u>Assists</u>	9 Mike Gesell vs. Maryland	8 Kaleb Joseph (Syracuse)
<u>Steals</u>	5 Aaron White vs. North Florida	3 Nine players
<u>Blocks</u>	5 Three times	5 Alex Olah (Northwestern)
<u>Turnovers</u>	4 Seven times	6 Four times



IOWA HAWKEYE BASKETBALL

2014-15 Iowa Record When . . .

When playing at home:	12-4	When leading at the half:	17-3	When wearing White:	11-4
When playing on the road:	5-3	When trailing at the half:	0-7	When wearing Black:	5-5
When playing on a neutral court:	0-3	When tied at the half:	0-0	When wearing Gold:	1-1
When Iowa scores 100 points or more:	0-0	Iowa field goal percentage at home:	408-896	.455	
When Iowa scores 90-99 points:	1-0	Iowa field goal percentage on road:	240-594	.404	
When Iowa scores 80-89 points:	3-0	Iowa 3-point percentage at home:	93-276	.337	
When Iowa scores 70-79 points:	10-1	Iowa 3-point percentage on road:	59-182	.324	
When Iowa scores under 70 points:	3-9	Iowa free throw percentage at home:	260-356	.730	
		Iowa free throw percentage on road:	153-215	.712	
When opponent scores 100 points or more:	0-0	On Sunday:	2-1		
When opponent scores 90-99 points:	0-1	On Monday:	4-0		
When opponent scores 80-89 points:	0-1	On Tuesday:	3-1		
When opponent scores 70-79 points:	2-3	On Wednesday:	2-0		
When opponent scores 60-69 points:	3-4	On Thursday:	2-3		
When opponent scores fewer than 60 points:	12-1	On Friday:	1-2		
		On Saturday:	3-3		
When Iowa shoots at least 50% from the field:	7-0	On BTN:	4-5		
When Iowa shoots less than 50% from the field:	10-10	On CBS:	0-0		
When opponent shoots at least 50% from the field:	0-2	On ESPN:	3-3		
When opponent shoots less than 50% from the field:	16-8	On ESPN2:	1-2		
When Iowa has higher FG% than opponent:	15-2	On ESPNU:	1-0		
When opponent has higher FG%:	2-8	On Mediacom:	2-0		
When FG% is equal:	0-0	On NBC SN:	0-0		
When Iowa outrebounds opponent:	14-4	BTN.com:	0-0		
When opponent has more rebounds:	2-6	On ESPN3:	5-0		
When rebounds are equal:	2-0				
When Iowa shoots at least 80% from the line:	5-2	Most Points, First Half: 53 vs. Hampton			
When Iowa shoots less than 80% from the line:	12-8	Fewest Points, First Half: 17 at Wisconsin			
When opponent shoots at least 80% from the line:	2-1	Most Points Allowed, First Half: 42 vs. Wisconsin			
When opponent shoots less than 80% from the line:	15-9	Fewest Points Allowed, First Half: 16 at Nebraska			
When Iowa shoots more free throws than opponent:	13-5	Most Points, Second Half: 44 vs. North Dakota State			
When opponent shoots more free throws:	3-3	Fewest Points, Second Half: 15 vs. Northern Iowa			
When free throws attempts are equal:	2-2	Most Points Allowed, Second Half: 52 vs. Iowa State			
When Iowa has higher FT% than opponent:	12-5	Fewest Points Allowed, Second Half: 22 vs. Longwood			
When opponent has higher FT%:	4-5	Largest Halftime Advantage: 28 vs. UMBC			
When FT% is equal:	1-0	Largest Halftime Deficit: 18 vs. Wisconsin			
When Iowa shoots at least 50% from 3-point range:	2-1				
When Iowa shoots less than 50% from 3-point range:	15-9				
When opponent shoots at least 50% from 3-point range:	0-1				
When opponent shoots less than 50% from 3-point range:	17-9				
When Iowa has a higher 3-point FG% than opponent:	13-3				
When opponent has a higher 3-point FG%:	4-7				
When 3-point FG% is equal:	0-0				
When Iowa has more assists than opponent:	15-4				
When opponent has more assists:	0-6				
When assists are equal:	2-0				
When Iowa has fewer turnovers than opponent:	10-2				
When opponent has fewer turnovers:	6-8				
When turnovers are equal:	1-0				
When Iowa has more steals than opponent:	11-2				
When opponent has more steals:	6-7				
When steals are equal:	0-1				



IOWA HAWKEYE BASKETBALL

Under McCaffery... Iowa Record When...

When playing at home:	65-23	When leading at the half:	78-25	When wearing White:	56-23
When playing on the road:	17-35	When trailing at the half:	11-46	When wearing Black:	23-45
When playing on a neutral court:	9-14	When tied at the half:	2-1	When wearing Gold:	12-4

When Iowa scores 100 points or more:	4-0	Iowa field goal percentage at home:	2308-5014	.460
When Iowa scores 90-99 points:	9-1	Iowa field goal percentage on road:	1802-4279	.421
When Iowa scores 80-89 points:	25-5	Iowa 3-point percentage at home:	482-1422	.339
When Iowa scores 70-79 points:	33-19	Iowa 3-point percentage on road:	390-1209	.323
When Iowa scores under 70 points:	20-48	Iowa free throw percentage at home:	1538-2114	.727
		Iowa free throw percentage on road:	1098-1550	.708

When opponent scores 100 points or more:	0-2
When opponent scores 90-99 points:	1-8
When opponent scores 80-89 points:	0-13
When opponent scores 70-79 points:	17-30
When opponent scores 60-69 points:	26-18
When opponent scores fewer than 60 points:	47-2

On Sunday:	12-14
On Monday:	8-2
On Tuesday:	13-12
On Wednesday:	10-12
On Thursday:	11-13
On Friday:	10-8
On Saturday:	25-11

When Iowa shoots at least 50% from the field:	25-6
When Iowa shoots less than 50% from the field:	66-67
When opponent shoots at least 50% from the field:	3-32
When opponent shoots less than 50% from the field:	88-41
When Iowa has higher FG% than opponent:	79-15
When opponent has higher FG%:	11-56
When FG% is equal:	2-1

On BTN:	33-39
On CBS:	1-0
On ESPN:	6-9
On ESPN2:	8-8
On ESPNU:	9-8
On Mediacom:	12-0
On CBS SN:	1-1
On NBC SN:	2-1

When Iowa outrebounds opponent:	75-25
When opponent has more rebounds:	14-46
When rebounds are equal:	2-2

When Iowa shoots at least 80% from the line:	25-15
When Iowa shoots less than 80% from the line:	66-58
When opponent shoots at least 80% from the line:	17-16
When opponent shoots less than 80% from the line:	75-57
When Iowa shoots more free throws than opponent:	77-28
When opponent shoots more free throws:	10-42
When free throws attempts are equal:	4-3
When Iowa has higher FT% than opponent:	62-31
When opponent has higher FT%:	28-41
When FT% is equal:	1-1

Most Points, First Half: 56 vs. Md. Eastern Shore, '13
 Fewest Points, First Half: 14 vs. Indiana, '13
 Most Points Allowed, First Half: 55 vs. Michigan State, '12
 Fewest Points Allowed, First Half: 12 vs. UNC Wilmington, '13
 Most Points, Second Half: 58 vs. SIU-Edwardsville, '10
 Fewest Points, Second Half: 15 vs. Northern Iowa, '14
 Most Points Allowed, Second Half: 61 at Oregon, '12
 Fewest Points Allowed, Second Half: 16 vs. UNI, '10
 Largest Halftime Advantage: 37 vs. Arkansas-Pine Bluff, '13
 Largest Halftime Deficit: 22 at Michigan State, '12

When Iowa shoots at least 50% from 3-point range:	12-5
When Iowa shoots less than 50% from 3-point range:	79-68
When opponent shoots at least 50% from 3-point range:	1-13
When opponent shoots less than 50% from 3-point range:	90-60
When Iowa has a higher 3-point FG% than opponent:	61-26
When opponent has a higher 3-point FG%:	27-49
When 3-point FG% is equal:	0-1

When Iowa has more assists than opponent:	70-20
When opponent has more assists:	16-49
When assists are equal:	5-4

When Iowa has fewer turnovers than opponent:	56-29
When opponent has fewer turnovers:	29-38
When turnovers are equal:	6-6
When Iowa has more steals than opponent:	55-30
When opponent has more steals:	30-37
When steals are equal:	6-5



IOWA HAWKEYE BASKETBALL

Iowa Superlatives Under McCaffery

TEAM

Most Points Scored

1. 111 -- SIU Edwardsville (11/26/10)
2. 109 -- Md. Eastern Shore (11/14/13)
3. 103 -- Abilene Christian (11/17/13)
4. 105 -- Central Arkansas (12/19/11)
5. 98 -- Notre Dame (12/3/13)

Fewest Points Allowed

1. 36 -- Howard (11/15/12)
2. 39 -- UNC Wilmington (11/8/13)
3. 40 -- Louisiana Monroe (11/16/10)
4. 41 -- Abilene Christian (11/17/13)
5. **44 -- Longwood (11/29/14)**
- 44 -- Alcorn State (12/9/14)**

Field Goals Made

1. 42 -- Central Arkansas (12/19/11)
2. 38 -- Abilene Christian (11/17/13)
3. 37 -- SIU Edwardsville (11/26/10)
- 37 -- Oregon (3/18/12)
5. 35 -- Md. Eastern Shore (11/14/13)

Field Goals Attempted

1. 79 -- Oregon (3/18/12)
2. 76 -- Central Arkansas (12/19/11)
- 76 -- South Dakota (12/4/12)
4. 74 -- Wisconsin (2/6/13)
5. 71 -- Wake Forest (11/30/10)
- 71 -- Longwood (11/29/14)**
- 71 -- Iowa State (12/12/14)**

Field Goal Percentage (20 Made)

1. **.643 -- Maryland (2/8/15)**
2. .630 -- Indiana (1/29/12)
3. **.627 -- Michigan (2/5/15)**
4. .623 -- Abilene Christian (11/17/13)
5. .617 -- Arkansas-Pine Bluff (12/22/13)

3-Point Field Goals Made

1. 13 -- Northern Illinois (11/17/11)
2. 12 -- Northern Iowa (12/15/12)
3. 11 -- Villanova (11/30/13)
- 11 -- SC State (12/19/12)
5. 10 -- Arkansas-Pine Bluff (12/22/13)
- 10 -- Michigan (2/8/14)
- 10 -- Minnesota (2/25/14)
- 10 -- SIU Edwardsville (11/26/10)
- 10 -- Wisconsin (2/23/12)
- 10 -- Mich St (3/9/12)
- 10 -- Oregon (3/18/12)

3-Point Field Goals Attempted

1. 30 -- Longwood (11/29/14)
- 28 -- Minnesota (2/13/11)
3. 27 -- Chicago St (11/11/11)
4. 26 -- North Carolina A&T (11/14/11)
5. 25 -- Minnesota (2/25/14)
- 25 -- Northern Iowa (12/15/12)
- 25 -- UMBC (12/6/14)**

3-Point FG Percentage (10 Made)

1. .619 (13-21) Northern Illinois (11/17/11)
2. .588 (10-17) Arkansas-Pine Bluff (12/22/13)
- .588 (10-17) Michigan (2/1/14)
4. .556 (10-18) SIUE (11/26/10)
- .556 (10-18) Wisconsin (2/23/12)

Free Throws Made

1. 38 -- Nebraska-Omaha (11/10/13)
2. 32 -- Md. Eastern Shore (11/14/13)
3. 31 -- Penn State (2/15/14)
- 31 -- Wichita St (11/21/12)
- 31 -- Penn St (1/31/13)
- 31 -- Nebraska (1/5/15)**

Free Throws Attempted

1. 49 -- Nebraska-Omaha (11/10/13)
2. 43 -- UM Eastern Shore (11/14/13)
- 43 -- Michigan State (1/28/14)
4. 40 -- Penn (11/22/13)
- 40 -- Penn State (2/15/14)

Free Throw Percentage (10 Made)

1. 1.000 (15-15) Virginia (3/27/13)
2. **.929 (26-28) North Florida (12/22/14)**
- 3. .923 (12-13) Iowa State (12/12/14)**
4. .917 (11-12) Michigan St (3/15/13)
5. .909 (20-22) Clemson (11/29/11)

Most Rebounds

1. 57 -- Md. Eastern Shore (11/14/13)
2. 56 -- UNC Wilmington (11/8/13)
- 56 -- Brown (12/3/11)
- 56 -- SC State (12/19/12)
5. 54 -- Fairleigh Dickinson (12/9/13)
- 54 -- Coppin State (12/22/12)

Most Assists

1. 32 -- Central Arkansas (12/19/11)
2. 26 -- Northern Illinois (11/17/11)
3. 25 -- Abilene Christian (11/17/13)
4. 24 -- SIU Edwardsville (11/26/10)
- 24 -- Md. Eastern Shore (11/14/13)
6. 23 -- Dayton (3/13/12)

Most Steals

1. 19 -- SIU Edwardsville (11/26/10)
2. **16 -- UMBC (12/6/14)**
3. 14 -- Penn (11/22/13)
- 14 -- Idaho St (12/4/10)
- 14 -- Chicago St (11/11/11)
6. **13 -- Rutgers (2/19/15)**
- 13 -- IPFW (11/26/11)
- 13 -- UT-Pan American (11/9/12)

Most Blocked Shots

1. 13 -- Illinois (3/5/13)
2. 12 -- UNC Wilmington (11/8/13)
- 12 -- Northern Illinois (11/26/14)**
4. 10 -- Penn State (2/15/14)
- 10 -- UT-Pan American (11/9/12)

Fewest Turnovers

1. **4 -- Northwestern (2/15/15)**
2. 5 -- Abilene Christian (11/17/13)
- 5 -- Drake (12/7/13)
- 5 -- UTEP (11/29/13)
- 5 -- Purdue (3/2/14)
- 5 -- Boise St (12/22/11)
7. **6 -- Michigan (2/5/15)**
- 6 -- Penn State (2/15/14)
- 6 -- Tennessee (3/19/14)
- 6 -- Illinois (3/8/12)

INDIVIDUAL

Most Points:

1. 33 -- Matt Gatens vs Wisconsin (2/23/12)
2. 31 -- Roy Devyn Marble vs Oregon (3/18/12)
3. 30 -- Matt Gatens vs Indiana (2/19/12)
- 30 -- Roy Devyn Marble vs. UNI (12/15/12)
- 30 -- Roy Devyn Marble vs. Xavier (11/28/13)
5. 28 -- Roy Devyn Marble vs. Stony Brook (3/22/13)

Field Goals Made

1. 12 -- Matt Gatens vs Wisconsin (2/23/12)
2. 11 -- Aaron White vs. Iowa State (12/13/13)
3. 10 -- Devyn Marble vs Oregon (3/18/12)
- 10 -- Aaron White vs Dayton (3/13/12)
- 10 -- Matt Gatens vs Indiana (2/19/12)
- 10 -- Roy Devyn Marble vs. Xavier (11/28/13)
- 10 -- Roy Devyn Marble vs. Wisconsin (1/5/14)

Field Goals Attempted

1. 24 -- Roy Devyn Marble vs. Wisconsin (1/5/14)
2. 23 -- Roy Devyn Marble vs. Xavier (11/28/13)
- 23 -- Roy Devyn Marble vs. Villanova (11/30/13)
4. 21 -- Matt Gatens vs Minnesota (1/16/11)
5. 19 -- Roy Devyn Marble vs. Wisconsin (2/22/14)
- 19 -- Bryce Cartwright vs La Tech (12/21/10)

3-Point FG Made

1. 7 -- Roy Devyn Marble vs Oregon (3/18/12)
- 7 -- Matt Gatens vs Wisconsin (2/23/12)
- 7 -- Matt Gatens vs Indiana (2/19/12)
4. 6 -- Roy Devyn Marble vs. SCSU (12/19/12)
- 6 -- Roy Devyn Marble vs. Michigan (2/8/14)

3-Point Field Goals Attempted

1. **11 -- Jarrod Uthoff vs. Northwestern (2/15/15)**
- 11 -- Matt Gatens vs Minnesota (2/13/11)
3. 10 -- Matt Gatens vs Penn St (2/4/12)
- 10 -- Roy Devyn Marble at Iowa St (12/9/11)
- 10 -- Roy Devyn Marble vs. Xavier (11/28/13)
- 10 -- Roy Devyn Marble vs. Michigan (2/8/14)

Free Throws Made

1. 14 -- Roy Devyn Marble vs. UNI (12/15/12)
- 14 -- Aaron White vs. Texas (11/20/14)**
3. 13 -- Aaron White vs. Wisconsin (1/19/13)
4. 12 -- Roy Devyn Marble vs. Indiana (12/31/12)
- 12 -- Aaron White vs. Nebraska (1/5/15)**
- 12 -- Gabriel Olaseni vs. Nebraska (1/5/15)**

Most Rebounds:

1. 17 -- Aaron White vs. Iowa State (12/13/13)
2. **16 -- Gabriel Olaseni at Purdue (1/24/15)**
3. 15 -- Aaron White vs. Omaha (11/10/13)
- 15 -- Jarryd Cole vs. UNI (12/7/10)
5. 14 -- Melsahn Basabe vs Iowa St (12/10/10)

Most Assists

1. 11 -- Roy Devyn Marble vs. Wisconsin (2/22/14)
- 11 -- Bryce Cartwright vs Dayton (3/13/12)
3. 10 -- Bryce Cartwright at Oregon (3/18/12)
- 10 -- Bryce Cartwright vs Mich St (2/2/11)
5. **9 -- Mike Gesell vs. Maryland (2/8/15)**
- 9 -- Bryce Cartwright (four times)
- 9 -- Anthony Clemmons (12/22/12)

Most Steals

1. 7 -- Eric May vs SIUE (11/26/10)
2. 6 -- Roy Devyn Marble vs. Penn (11/22/13)
- 6 -- Eric May at Wake Forest (11/30/10)
4. 5 -- Jarryd Cole at Mich St (3/2/11)
- 5 -- Matt Gatens vs Idaho St (12/4/10)
- 5 -- Aaron White vs. North Florida (12/22/14)**

Most Blocks

1. 7 -- Melsahn Basabe vs. Iowa St (12/10/10)
- 7 -- Gabriel Olaseni vs. Illinois (3/5/13)
3. 6 -- Melsahn Basabe vs Ohio St (1/4/11)
4. 5 -- Melsahn Basabe vs Indiana (2/19/12)
- 5 -- Melsahn Basabe vs Northwestern (3/14/13)
- 5 -- Gabriel Olaseni vs. UNC Wilmington (11/8/13)
- 5 -- Jarrod Uthoff vs. Northern Illinois (11/26/14)**
- 5 -- Jarrod Uthoff vs. North Carolina (12/3/14)**
- 5 -- Gabriel Olaseni vs. Longwood (11/29/14)**

Game 1 - Iowa 90, Hampton 56

Official Basketball Box Score -- Game Totals -- Final Statistics
Hampton vs Iowa
 11/14/14 8:30 p.m. at Carver-Hawkeye Arena - Iowa City, IA

Hampton 56 • 0-1

#	Player	Total			3-Ptr			Rebounds			PF	TP	A	TO	Blk	Stl	Min
		FG-FGA	FG-FGA	FT-FTA	Off	Def	Tot	Off	Def	Tot							
23	Meikle, Dwight	f	6-11	0-1	2-2	2	1	3	1	14	0	1	0	1	29		
30	Pressley, Jervon	f	1-3	0-0	0-0	0	3	3	4	2	1	2	1	1	15		
03	Chievous, Quinton	g	4-13	1-5	3-6	1	8	9	4	12	0	0	0	1	28		
11	Powers, Deron	g	0-4	0-1	0-0	0	1	1	2	0	2	0	0	0	19		
21	Brown, Ke'Ron	g	2-9	0-2	2-4	2	3	5	4	6	3	2	0	0	21		
00	Ralls, Donald	g	0-0	0-0	0-0	0	0	0	0	0	0	0	0	0	1		
04	Cooks, Lawrence	g	1-4	0-2	0-0	0	1	1	2	2	0	1	0	1	11		
05	Carroll, Keith	g	1-2	0-0	0-0	1	0	1	1	2	2	1	0	2	11		
13	Hayden, Gregory	g	0-0	0-0	0-0	0	0	0	0	0	0	0	0	0	1		
14	Darden, Brian	g	2-8	1-4	5-5	0	1	1	2	10	2	3	0	2	29		
31	Wilson-Fisher, Charle	g	2-2	2-2	0-0	0	1	1	3	6	0	3	0	2	13		
32	Adams, Dionte	g	0-0	0-0	0-0	0	2	2	1	0	0	1	0	0	8		
33	Reed, Phillip	g	1-3	0-0	0-0	3	0	3	1	2	0	2	0	0	14		
	Team					2	0	2			1						
	Totals		20-59	4-18	12-17	11	21	32	25	56	10	17	1	10	200		

FG % 1st Half: 9-31 29.0% 2nd half: 11-28 39.3% Game: 20-59 33.9%
 3FG % 1st Half: 2-7 28.6% 2nd half: 2-11 18.2% Game: 4-18 22.2%
 FT % 1st Half: 8-9 88.9% 2nd half: 4-8 50.0% Game: 12-17 70.6%

Iowa 90 • 1-0

#	Player	Total			3-Ptr			Rebounds			PF	TP	A	TO	Blk	Stl	Min
		FG-FGA	FG-FGA	FT-FTA	Off	Def	Tot	Off	Def	Tot							
20	Uthoff, Jarrod	f	4-5	4-5	1-2	2	3	5	2	13	2	0	1	1	19		
30	White, Aaron	f	6-8	0-2	7-10	4	3	7	1	19	6	0	1	2	21		
34	Woodbury, Adam	c	3-6	0-0	1-2	1	3	4	3	7	0	3	0	0	20		
05	Clemmons, Anthony	g	4-7	2-2	2-3	0	5	5	1	12	1	0	0	1	20		
10	Gesell, Mike	g	1-4	0-1	0-0	0	0	0	0	2	3	1	0	1	14		
00	Olaseni, Gabriel	g	3-6	0-0	6-6	0	7	7	2	12	1	3	4	1	20		
01	Rose, Charlie	g	0-0	0-0	0-0	0	0	0	0	0	0	0	0	0	3		
02	Oglesby, Josh	g	1-5	0-3	0-0	3	2	5	2	2	3	0	0	0	21		
03	Jok, Peter	g	2-6	1-2	6-6	3	5	8	1	11	1	3	1	1	17		
11	Dickerson, Trey	g	1-4	0-0	0-2	0	0	0	1	2	3	2	0	2	19		
13	Denning, Kyle	g	1-2	0-1	0-0	1	0	1	0	2	0	1	0	0	4		
23	Ukah, Okey	g	0-0	0-0	0-0	1	0	1	0	0	0	1	0	0	4		
25	Uhl, Dom	g	3-8	2-5	0-0	0	1	1	1	8	0	0	0	0	18		
	Team					3	1	4									
	Totals		29-61	9-21	23-33	18	30	48	14	90	20	14	7	9	200		

FG % 1st Half: 18-34 52.9% 2nd half: 11-27 40.7% Game: 29-61 47.5%
 3FG % 1st Half: 6-11 54.5% 2nd half: 3-10 30.0% Game: 9-21 42.9%
 FT % 1st Half: 11-15 73.3% 2nd half: 12-18 66.7% Game: 23-33 69.7%

Officials: Glenn Mayborg, Brad Gaston, Gerald Williams
 Technical fouls: Hampton-None. Iowa-None.
 Attendance: 14682
 2K CLASSIC benefiting WOUNDED WARRIOR PROJECT
 IOWA CITY REGIONAL ROUND - GAME 1

Score by periods	1st	2nd	Total
Hampton	28	28	56
Iowa	53	37	90

Last FG - HAM 2nd-01:25, IOWA 2nd-00:39.
 Largest lead - HAM None, IOWA by 36 2nd-02:39.
 HAM led for 00:00. IOWA led for 38:23. Game was tied for 01:37.

Points	In	Off	2nd	Fast	Bench
HAM	24	9	8	8	22
IOWA	32	23	20	15	37

Score tied - 2 times.
 Lead changed - 0 times.

Game 2 - Iowa 87, North Dakota State 56

Official Basketball Box Score -- Game Totals -- Final Statistics
North Dakota State vs Iowa
 11/17/14 7 p.m. at Carver-Hawkeye Arena - Iowa City, IA

North Dakota State 56 • 0-2

#	Player	Total			3-Ptr			Rebounds			PF	TP	A	TO	Blk	Stl	Min
		FG-FGA	FG-FGA	FT-FTA	Off	Def	Tot	Off	Def	Tot							
34	Kading, Chris	f	2-6	0-1	0-0	3	3	6	2	4	0	1	1	1	26		
12	Alexander, Lawrence	g	7-17	6-10	1-2	0	3	3	0	21	1	2	0	1	37		
13	Dupree, Carlin	g	1-11	0-2	0-0	0	5	5	4	2	6	4	1	1	32		
21	Jacobson, A.J.	g	1-8	1-3	4-4	0	4	4	3	7	2	1	0	1	27		
22	Brown, Kory	g	2-10	0-2	2-2	3	2	5	1	6	1	4	1	3	22		
02	Miller, Paul	g	3-8	2-7	0-0	0	2	2	0	8	1	2	0	2	28		
03	Showalter, Jake	g	1-1	1-1	0-0	0	0	0	1	3	0	1	0	0	4		
04	Checkal, Zach	g	0-1	0-1	0-0	0	0	0	0	0	0	0	0	0	2		
32	Wesenberg, Evan	g	0-0	0-0	0-0	1	0	1	2	0	0	0	0	0	9		
40	Werner, Dexter	g	1-5	0-0	3-6	3	1	4	3	5	1	1	1	0	13		
	Team					2	1	3									
	Totals		18-67	10-27	10-14	12	21	33	16	56	12	16	4	9	200		

FG % 1st Half: 9-33 27.3% 2nd half: 9-34 26.5% Game: 18-67 26.9%
 3FG % 1st Half: 4-10 40.0% 2nd half: 6-17 35.3% Game: 10-27 37.0%
 FT % 1st Half: 4-4 100.0% 2nd half: 6-10 60.0% Game: 10-14 71.4%

Iowa 87 • 2-0

#	Player	Total			3-Ptr			Rebounds			PF	TP	A	TO	Blk	Stl	Min
		FG-FGA	FG-FGA	FT-FTA	Off	Def	Tot	Off	Def	Tot							
20	Uthoff, Jarrod	f	5-11	2-5	0-0	0	2	2	1	12	2	2	1	0	22		
30	White, Aaron	f	3-5	0-0	4-4	1	7	8	2	10	5	2	0	1	25		
34	Woodbury, Adam	c	5-6	0-0	0-0	1	10	11	1	10	1	3	1	0	21		
05	Clemmons, Anthony	g	3-4	3-4	2-2	1	2	3	2	11	1	2	0	3	17		
10	Gesell, Mike	g	3-6	0-2	2-2	1	0	1	0	8	3	1	0	1	17		
00	Olaseni, Gabriel	g	4-6	0-0	6-8	2	9	11	4	14	0	2	2	0	17		
01	Rose, Charlie	g	1-1	1-1	0-0	0	0	0	0	3	0	0	0	0	3		
02	Oglesby, Josh	g	2-8	2-5	2-2	0	1	1	0	8	4	0	0	2	21		
03	Jok, Peter	g	1-2	1-1	2-2	0	0	0	4	5	1	4	0	2	20		
11	Dickerson, Trey	g	3-7	0-2	0-0	0	2	2	2	6	1	0	0	1	17		
13	Denning, Kyle	g	0-0	0-0	0-0	0	0	0	0	0	1	0	0	0	2		
23	Ukah, Okey	g	0-0	0-0	0-0	0	0	0	0	1	0	0	0	0	2		
25	Uhl, Dom	g	0-0	0-0	0-0	0	3	3	1	0	1	2	0	0	16		
	Team					0	3	3									
	Totals		30-56	9-20	18-20	6	39	45	18	87	20	18	4	10	200		

FG % 1st Half: 17-33 51.5% 2nd half: 13-23 56.5% Game: 30-56 53.6%
 3FG % 1st Half: 5-12 41.7% 2nd half: 4-8 50.0% Game: 9-20 45.0%
 FT % 1st Half: 4-4 100.0% 2nd half: 14-16 87.5% Game: 18-20 90.0%

Officials: Bill Elk, Mark Whitehead, Earl Walton
 Technical fouls: North Dakota State-None. Iowa-None.
 Attendance: 12333
 2K CLASSIC benefiting WOUNDED WARRIOR PROJECT
 IOWA CITY REGIONAL ROUND - GAME 2

Score by periods	1st	2nd	Total
North Dakota State	26	30	56
Iowa	43	44	87

Last FG - NDSU 2nd-00:06, IOWA 2nd-01:16.
 Largest lead - NDSU by 2 1st-19:33, IOWA by 38 2nd-01:16.
 NDSU led for 00:23. IOWA led for 37:49. Game was tied for 01:48.

Points	In	Off	2nd	Fast	Bench
NDSU	12	17	13	11	16
IOWA	32	24	11	8	36

Score tied - 1 time.
 Lead changed - 1 time.

Game 3 - #10 Texas 71, Iowa 57

Official Basketball Box Score -- Game Totals -- Final Statistics
TEXAS vs Iowa
 11/20/14 7pm at Madison Square Garden, New York

TEXAS 71 • 3-0

#	Player	Total			3-Ptr			Rebounds			PF	TP	A	TO	Blk	Stl	Min
		FG-FGA	FG-FGA	FT-FTA	Off	Def	Tot	Off	Def	Tot							
10	HOLMES, JONATHAN	f	7-12	3-5	2-3	1	4	5	2	19	2	2	0	0	31		
21	LAMMERT, CONNOR	f	2-4	0-2	0-0	2	6	8	1	4	2	0	1	0	20		
55	RIDLEY, CAMERON	c	1-4	0-0	2-4	2	4	6	3	4	0	4	2	1	22		
01	TAYLOR, ISAIAH	g	5-11	0-2	5-7	0	2	2	3	15	0	2	0	1	26		
02	HOLLAND, DEMARCUS	g	3-6	1-2	0-0	2	1	3	3	7	1	1	1	1	34		
00	YANCY, KENDAL	g	2-3	0-0	0-0	1	0	1	1	4	1	1	1	0	10		
03	FELIX, JAVAN	g	4-10	1-4	2-2	0	4	4	2	11	3	3	0	1	27		
33	BARNETT, JORDAN	g	0-2	0-1	0-0	0	0	0	0	0	0	0	0	0	3		
44	IBEH, PRINCE	g	1-4	0-0	0-0	2	3	5	3	2	0	1	2	0	9		
52	TURNER, MYLES	g	2-3	1-1	0-0	1	4	5	4	5	1	0	0	0	18		
	Team					0	1	1									
	Totals		27-59	6-17	11-16	11	29	40	22	71	10	14	7	4	200		

FG % 1st Half: 10-31 32.3% 2nd half: 17-28 60.7% Game: 27-59 45.8%
 3FG % 1st Half: 2-10 20.0% 2nd half: 4-7 57.1% Game: 6-17 35.3%
 FT % 1st Half: 2-2 100.0% 2nd half: 9-14 64.3% Game: 11-16 68.8%

Iowa 57 • 2-1

#	Player	Total			3-Ptr			Rebounds			PF	TP	A	TO	Blk	Stl	Min
		FG-FGA	FG-FGA	FT-FTA	Off	Def	Tot	Off	Def	Tot							
20	Uthoff, Jarrod	f	3-8	2-4	0-0	2	4	6	3	8	0	1	2	3	30		
30	White, Aaron	f	4-7	1-1	14-16	3	5	8	1	23	1	4	0	2	34		
34	Woodbury, Adam	c	4-7	0-0	2												

Game 5 - Iowa 72, Pepperdine 61

Official Basketball Box Score -- Game Totals -- Final Statistics
Pepperdine vs Iowa
11/24/14 7 p.m. at Carver-Hawkeye Arena - Iowa City, IA

Pepperdine 61 • 3-1

#	Player	Total		3-Ptr		Rebounds		PF	TP	A	TO	Blk	Stl	Min	
		FG-FGA	FT-FTA	FG-FGA	FT-FTA	Off	Def								Tot
05	Davis, Stacy	f	4-8	0-2	5-8	3	6	9	1	13	1	3	0	1	35
45	Raines, Jett	f	3-8	1-3	1-2	3	7	10	4	8	0	1	0	0	33
00	Udenyi, Amadi	g	2-7	2-5	2-4	2	1	3	3	8	4	5	0	1	31
03	Major, Jeremy	g	3-8	2-6	1-4	1	5	6	5	9	4	6	0	1	27
21	Olden, Shawn	g	5-12	2-8	5-6	0	3	3	2	17	2	1	0	1	33
11	Russell, Atif	g	0-2	0-2	2-2	0	0	0	1	2	2	0	0	0	18
12	Jespersion, David	g	0-2	0-1	0-0	0	3	3	1	0	0	1	0	0	10
22	Gehring, Nate	g	0-1	0-0	0-0	0	0	0	0	0	0	0	0	0	5
25	John, A.J.	g	1-1	0-0	0-0	0	1	1	2	2	0	1	0	0	5
30	Murray Jr., Lamond	g	1-2	0-0	0-0	0	0	0	0	2	0	0	0	0	3
Team					2 2 4						1				
Totals			19-51	7-27	16-26	11	28	39	19	61	13	19	0	5	200

FG % 1st Half: 10-27 37.0% 2nd half: 9-24 37.5% Game: 19-51 37.3%
3FG % 1st Half: 2-11 18.2% 2nd half: 5-16 31.3% Game: 7-27 25.9%
FT % 1st Half: 8-9 88.9% 2nd half: 8-17 47.1% Game: 16-26 61.5%

Iowa 72 • 3-2

#	Player	Total		3-Ptr		Rebounds		PF	TP	A	TO	Blk	Stl	Min	
		FG-FGA	FT-FTA	FG-FGA	FT-FTA	Off	Def								Tot
20	Uthoff, Jarrod	f	6-15	0-3	3-7	4	4	8	3	15	3	0	0	2	33
30	White, Aaron	f	5-9	0-0	7-8	2	7	9	2	17	1	3	1	4	28
34	Woodbury, Adam	c	3-9	0-0	1-3	3	2	5	4	7	0	0	0	1	25
05	Clemmons, Anthony	g	3-5	2-3	0-0	0	2	2	3	8	2	2	0	1	29
10	Gesell, Mike	g	4-7	3-3	4-4	0	4	4	0	15	3	3	0	3	30
00	Olaseni, Gabriel	g	3-3	0-0	0-2	2	3	5	4	6	0	3	1	0	16
02	Oglesby, Josh	g	1-7	0-4	0-0	1	0	1	1	2	3	0	0	1	24
03	Jok, Peter	g	0-4	0-1	2-2	0	0	0	0	2	2	1	0	0	11
11	Dickerson, Trey	g	0-2	0-0	0-0	0	1	1	2	0	1	0	0	0	4
Team					2 2 4						1				
Totals			25-61	5-14	17-26	14	25	39	19	72	15	12	2	12	200

FG % 1st Half: 14-32 43.8% 2nd half: 11-29 37.9% Game: 25-61 41.0%
3FG % 1st Half: 3-8 37.5% 2nd half: 2-6 33.3% Game: 5-14 35.7%
FT % 1st Half: 4-7 57.1% 2nd half: 13-19 68.4% Game: 17-26 65.4%

Officials: Gene Steratore, Mike Eades, Kelly Pfeifer
Technical fouls: Pepperdine-None. Iowa-None.
Attendance: 12979
Fouled Out - Pepperdine: Major (00:19)

Score by periods	1st	2nd	Total
Pepperdine	30	31	61
Iowa	35	37	72

Last FG - PEP 2nd-01:10, IOWA 2nd-03:19.
Largest lead - PEP None, IOWA by 14 2nd-12:32.
PEP led for 00:00. IOWA led for 38:31. Game was tied for 01:29.

Points PEP	In Paint	Off T/O	2nd Chance	Fast Break	Bench
IOWA	18	4	9	2	6
IOWA	32	22	11	8	10

Score tied - 0 times.
Lead changed - 0 times.

Game 6 - Iowa 70, Northern Illinois 49

Official Basketball Box Score -- Game Totals -- Final Statistics
Northern Illinois vs Iowa
11/26/14 7:30 p.m. at Carver-Hawkeye Arena - Iowa City, IA

Northern Illinois 49 • 2-1

#	Player	Total		3-Ptr		Rebounds		PF	TP	A	TO	Blk	Stl	Min	
		FG-FGA	FT-FTA	FG-FGA	FT-FTA	Off	Def								Tot
10	Bowie, Darrell	f	4-8	1-2	0-0	1	1	2	3	9	2	2	0	0	20
52	Threloff, Jordan	c	4-8	0-0	1-4	8	3	11	0	9	0	2	0	0	27
02	Armstead, Aaron	g	3-9	2-6	0-0	1	1	2	4	8	0	2	0	1	26
05	Baker, Travon	g	0-11	0-5	2-2	1	0	1	1	2	4	1	0	1	23
23	Armstead, Aaric	g	4-11	3-7	2-2	1	6	7	3	13	0	4	1	1	31
00	Rakocevic, Pete	g	1-3	0-0	0-0	2	1	3	1	2	0	1	0	0	14
11	Iroegbu, Chuks	g	0-1	0-1	2-2	1	0	1	3	2	1	1	0	0	15
21	Gray, Keith	g	0-0	0-0	0-0	0	0	0	0	0	0	0	0	0	4
34	Maric, Marin	g	0-5	0-0	2-2	4	1	5	1	2	1	1	0	0	15
55	Orris, Michael	g	1-5	0-2	0-0	0	0	0	3	2	0	1	0	1	25
Team					4 2 6						2				
Totals			17-61	6-23	9-12	23	15	38	19	49	8	17	1	4	200

FG % 1st Half: 8-32 25.0% 2nd half: 9-29 31.0% Game: 17-61 27.9%
3FG % 1st Half: 1-11 9.1% 2nd half: 5-12 41.7% Game: 6-23 26.1%
FT % 1st Half: 3-4 75.0% 2nd half: 6-8 75.0% Game: 9-12 75.0%

Iowa 70 • 4-2

#	Player	Total		3-Ptr		Rebounds		PF	TP	A	TO	Blk	Stl	Min	
		FG-FGA	FT-FTA	FG-FGA	FT-FTA	Off	Def								Tot
20	Uthoff, Jarrod	f	0-4	0-1	2-4	0	6	6	1	2	4	1	5	1	29
30	White, Aaron	f	6-11	1-2	1-1	4	0	4	1	14	1	3	0	1	31
34	Woodbury, Adam	c	5-7	0-0	2-2	3	3	6	3	12	0	2	1	0	20
05	Clemmons, Anthony	g	3-6	2-4	6-7	0	2	2	1	14	3	0	0	2	25
10	Gesell, Mike	g	0-6	0-2	0-0	0	3	3	1	0	5	1	0	1	27
00	Olaseni, Gabriel	g	5-7	0-0	0-0	3	2	5	2	10	0	1	4	0	20
02	Oglesby, Josh	g	2-6	2-6	3-3	2	1	3	0	9	2	1	1	2	16
03	Jok, Peter	g	2-3	0-1	0-0	0	0	0	0	3	4	0	1	0	13
11	Dickerson, Trey	g	1-2	0-1	0-0	0	0	0	1	2	1	2	0	0	8
23	Ukah, Okey	g	0-0	0-0	0-0	0	0	0	0	0	0	0	0	0	1
24	Ellingson, Brady	g	0-0	0-0	1-2	0	0	0	0	1	0	0	0	1	3
25	Uhl, Dom	g	1-2	0-0	0-0	2	3	5	2	2	0	1	1	0	7
Team					2 2 4						2				
Totals			25-54	5-17	15-19	16	22	38	15	70	16	15	12	8	200

FG % 1st Half: 11-27 40.7% 2nd half: 14-27 51.9% Game: 25-54 46.3%
3FG % 1st Half: 4-10 40.0% 2nd half: 1-7 14.3% Game: 5-17 29.4%
FT % 1st Half: 8-9 88.9% 2nd half: 7-10 70.0% Game: 15-19 78.9%

Officials: Larry Sciroto, Pat Driscoll, Paul Szelc
Technical fouls: Northern Illinois-None. Iowa-None.
Attendance: 14357

Score by periods	1st	2nd	Total
Northern Illinois	20	29	49
Iowa	34	36	70

Points NIU	In Paint	Off T/O	2nd Chance	Fast Break	Bench
IOWA	26	22	9	11	28

Last FG - NIU 2nd-00:17, IOWA 2nd-00:51.
Largest lead - NIU by 2 1st-16:56, IOWA by 24 2nd-03:41.
NIU led for 01:18. IOWA led for 37:00. Game was tied for 01:42.

Score tied - 2 times.
Lead changed - 2 times.

Game 7 - Iowa 77, Longwood 44

Official Basketball Box Score -- Game Totals -- Final Statistics
Longwood vs Iowa
11/29/14 1:07 p.m. at Carver-Hawkeye Arena - Iowa City, IA

Longwood 44 • 2-5

#	Player	Total		3-Ptr		Rebounds		PF	TP	A	TO	Blk	Stl	Min	
		FG-FGA	FT-FTA	FG-FGA	FT-FTA	Off	Def								Tot
10	Nwogbo, Lotanna	f	3-7	0-0	2-4	5	7	12	4	8	0	3	0	0	33
24	Getter, Damarion	f	1-1	0-0	1-2	0	4	4	2	3	0	3	0	1	19
03	Allen, Darrion	g	0-4	0-2	0-0	0	0	0	1	0	1	1	0	0	18
25	Johnson, Shaquille	g	7-14	0-1	2-2	0	6	6	0	16	6	6	0	2	33
21	Taylor, Quincy	g	3-9	3-3	1-2	1	2	3	4	10	1	4	1	0	30
01	Fisher, Leron	g	1-7	1-1	2-2	1	1	2	0	5	2	1	0	0	25
11	Obi-Rapu, Kanayo	g	0-0	0-0	0-0	0	3	3	1	0	0	0	0	1	12
14	Dorsey, Victor	g	0-1	0-0	0-0	0	1	1	1	0	0	0	0	0	2
15	Belton, Isaac	g	0-0	0-0	0-0	0	0	0	0	0	0	1	0	0	2
23	Badowski, Ryan	g	0-5	0-3	2-2	0	2	2	1	2	0	0	0	0	26
Team					1 3 4						1				
Totals			15-48	4-10	10-14	8	29	37	14	44	10	20	1	4	200

FG % 1st Half: 9-26 34.6% 2nd half: 6-22 27.3% Game: 15-48 31.3%
3FG % 1st Half: 1-4 25.0% 2nd half: 3-6 50.0% Game: 4-10 40.0%
FT % 1st Half: 3-4 75.0% 2nd half: 7-10 70.0% Game: 10-14 71.4%

Iowa 77 • 5-2

#	Player	Total		3-Ptr		Rebounds		PF	TP	A	TO	Blk	Stl	Min	
		FG-FGA	FT-FTA	FG-FGA	FT-FTA	Off	Def								Tot
20	Uthoff, Jarrod	f	4-9	3-5	0-0	2	4	6	0	11	1	2	1	2	17
30	White, Aaron	f	8-12	0-2	3-4	1	4	5	0	19	1	1	1	3	25
34	Woodbury, Adam														

Game 9 - Iowa 77, UM-Baltimore County 47

Official Basketball Box Score -- Game Totals -- Final Statistics
UM-Baltimore County vs Iowa
12/06/14 12:07 p.m. at Carver-Hawkeye Arena - Iowa City, IA

UM-Baltimore County 47 • 0-8

#	Player	Total		3-Ptr		Rebounds			PF	TP	A	TO	Blk	Stl	Min
		FG-FGA	FG-FGA	FG-FGA	FG-FGA	Off	Def	Tot							
12	Darley, Will	f	3-9	0-2	1-2	1	7	8	3	7	2	1	0	0	27
42	Joyce, Cody	f	4-7	0-0	1-2	3	1	4	1	9	1	1	0	0	22
00	Morgan, Aaron	g	2-8	1-6	0-0	1	1	2	1	5	3	3	0	0	26
04	Sparrow, Wayne	g	1-5	0-2	0-0	0	1	1	0	2	0	5	0	2	13
05	Grant, Jourdan	g	0-2	0-1	0-0	0	3	3	4	0	1	6	0	1	13
02	Brent, Malcolm	g	2-8	1-5	0-0	0	4	4	1	5	1	4	1	0	26
03	Grace, Ben	g	1-1	1-1	0-0	0	0	0	0	3	0	1	0	0	4
11	Taylor, Charles	g	1-8	0-0	2-4	4	0	4	0	4	1	2	1	1	21
23	Houston, Devarick	g	2-3	1-2	1-2	1	6	7	1	6	1	1	3	3	30
41	Stenhede, Jakob	g	3-6	0-0	0-0	2	2	4	2	6	0	0	0	1	18
	Team					3	1	4			2				
	Totals		19-57	4-19	5-10	15	26	41	13	47	10	26	5	8	200

FG % 1st Half: 9-27 33.3% 2nd half: 10-30 33.3% Game: 19-57 33.3%
3FG % 1st Half: 1-7 14.3% 2nd half: 3-12 25.0% Game: 4-19 21.1%
FT % 1st Half: 1-4 25.0% 2nd half: 4-6 66.7% Game: 5-10 50.0%

Iowa 77 • 7-2

#	Player	Total		3-Ptr		Rebounds			PF	TP	A	TO	Blk	Stl	Min
		FG-FGA	FG-FGA	FG-FGA	FG-FGA	Off	Def	Tot							
20	Uthoff, Jarrod	f	4-10	1-5	2-2	1	5	6	1	11	3	0	1	1	15
30	White, Aaron	f	5-7	0-2	4-5	2	3	5	1	14	1	1	1	3	17
34	Woodbury, Adam	c	2-5	0-0	1-2	0	4	4	1	5	0	0	0	0	15
05	Clemmons, Anthony	g	0-4	0-2	0-0	1	0	1	1	0	0	0	0	1	14
10	Gesell, Mike	g	2-5	1-2	0-0	0	1	1	1	5	7	3	0	2	17
00	Olaseni, Gabriel	g	6-9	0-0	3-3	6	1	7	2	15	0	1	3	1	22
01	Rose, Charlie	g	0-0	0-0	0-0	0	0	0	0	0	0	0	0	0	1
02	Oglesby, Josh	g	0-4	0-2	0-0	1	3	4	0	0	2	1	0	1	21
03	Jok, Peter	g	5-11	4-6	1-1	0	2	2	1	15	2	0	0	3	24
11	Dickerson, Trey	g	3-5	0-2	0-0	0	1	1	1	6	3	3	0	2	20
13	Denning, Kyle	g	0-1	0-1	0-0	0	1	1	0	0	0	0	0	0	3
23	Ukah, Okey	g	0-0	0-0	0-0	0	0	0	0	0	0	0	0	0	3
24	Ellingson, Brady	g	1-1	1-1	0-0	0	0	0	0	3	1	1	0	0	8
25	Uhl, Dom	g	1-3	0-2	1-2	0	3	3	2	3	1	1	0	2	20
	Team					1	1	2			2				
	Totals		29-65	7-25	12-15	12	25	37	11	77	20	13	5	16	200

FG % 1st Half: 18-33 54.5% 2nd half: 11-32 34.4% Game: 29-65 44.6%
3FG % 1st Half: 3-11 27.3% 2nd half: 4-14 28.6% Game: 7-25 28.0%
FT % 1st Half: 9-11 81.8% 2nd half: 3-4 75.0% Game: 12-15 80.0%

Officials: Terry Wymer, Chris Beaver, Lewis Garrison
Technical fouls: UM-Baltimore County-None. Iowa-None.
Attendance: 13094

Score by periods	1st	2nd	Total
UM-Baltimore County	20	27	47
Iowa	48	29	77

Last FG - UMBC 2nd-01:10, IOWA 2nd-03:26.
Largest lead - UMBC None, IOWA by 35 2nd-03:26.
UMBC led for 00:00. IOWA led for 38:32. Game was tied for 01:28.

Score tied - 2 times.
Lead changed - 0 times.

Game 10 - Iowa 67, Alcorn State 44

Official Basketball Box Score -- Game Totals -- Final Statistics
Alcorn State vs Iowa
12/09/14 8 p.m. at Carver-Hawkeye Arena - Iowa City, IA

Alcorn State 44 • 1-6

#	Player	Total		3-Ptr		Rebounds			PF	TP	A	TO	Blk	Stl	Min
		FG-FGA	FG-FGA	FG-FGA	FG-FGA	Off	Def	Tot							
00	Hunt, Tyrel	f	3-7	0-0	0-0	1	1	2	4	6	0	0	0	0	14
23	Pittman, Kenyan	f	2-5	0-0	1-2	2	3	5	3	5	2	1	0	1	17
30	Vance, Marquis	f	2-10	0-1	3-4	2	6	8	2	7	2	2	0	1	34
01	Luckett, LeAntwan	g	5-13	0-1	2-4	1	1	2	0	12	0	1	1	1	32
05	Davis, Michael	g	1-3	0-0	0-0	0	0	0	0	2	0	3	0	0	13
02	Thomas, George	g	0-3	0-2	0-0	1	7	8	2	0	2	0	0	1	20
03	Wilson, Tamarco	g	2-3	0-0	0-1	0	2	2	1	4	1	2	0	1	16
11	Henderson, Juwan	g	0-1	0-0	0-0	0	1	1	0	0	1	1	0	0	9
12	Barnes, Jr., Corey	g	0-1	0-1	0-0	0	0	0	1	0	0	0	0	0	3
13	Beauperthuy, Omar	g	0-1	0-0	0-0	2	1	3	1	0	0	0	0	1	17
24	Johnson, Reginald	g	4-11	0-3	0-0	0	0	0	2	8	0	1	0	0	25
	Team					2	1	3			1				
	Totals		19-58	0-8	6-11	11	23	34	16	44	7	11	2	5	200

FG % 1st Half: 9-27 33.3% 2nd half: 10-31 32.3% Game: 19-58 32.8%
3FG % 1st Half: 0-4 0.0% 2nd half: 0-4 0.0% Game: 0-8 0.0%
FT % 1st Half: 2-3 66.7% 2nd half: 4-8 50.0% Game: 6-11 54.5%

Iowa 67 • 8-2

#	Player	Total		3-Ptr		Rebounds			PF	TP	A	TO	Blk	Stl	Min
		FG-FGA	FG-FGA	FG-FGA	FG-FGA	Off	Def	Tot							
20	Uthoff, Jarrod	f	6-11	1-3	0-0	2	2	4	0	13	1	0	0	1	20
30	White, Aaron	f	3-5	0-1	0-0	1	4	5	1	15	0	2	0	1	23
34	Woodbury, Adam	c	1-6	0-0	0-0	2	2	4	1	2	0	2	1	0	18
05	Clemmons, Anthony	g	0-0	0-0	4-6	0	3	3	1	4	4	0	0	0	22
10	Gesell, Mike	g	2-3	1-2	0-0	0	1	1	2	5	3	2	0	1	16
00	Olaseni, Gabriel	g	5-7	0-0	2-2	6	4	10	1	12	1	1	1	0	19
02	Oglesby, Josh	g	0-5	0-5	0-0	0	6	6	0	0	3	0	1	0	21
03	Jok, Peter	g	2-8	1-5	0-0	0	4	4	3	5	1	0	0	0	17
11	Dickerson, Trey	g	0-4	0-1	0-1	0	1	1	1	0	0	2	0	1	12
13	Denning, Kyle	g	0-1	0-1	0-0	0	0	0	0	0	0	0	0	0	2
23	Ukah, Okey	g	0-0	0-0	0-0	0	0	0	1	0	0	0	0	0	3
24	Ellingson, Brady	g	0-1	0-0	0-0	0	0	0	0	0	1	0	0	0	6
25	Uhl, Dom	g	5-6	0-1	1-3	2	4	6	1	11	0	1	0	0	21
	Team					1	0	1							
	Totals		24-57	3-19	16-22	14	31	45	12	67	14	10	3	3	200

FG % 1st Half: 10-26 38.5% 2nd half: 14-31 45.2% Game: 24-57 42.1%
3FG % 1st Half: 3-9 33.3% 2nd half: 0-10 0.0% Game: 3-19 15.8%
FT % 1st Half: 12-14 85.7% 2nd half: 4-8 50.0% Game: 16-22 72.7%

Officials: Brian Dorsey, Steve McLunkins, Larry Sciotto
Technical fouls: Alcorn State-None. Iowa-None.
Attendance: 2392

Score by periods	1st	2nd	Total
Alcorn State	20	24	44
Iowa	35	32	67

Last FG - ALCRN 2nd-00:39, IOWA 2nd-02:06.
Largest lead - ALCRN None, IOWA by 30 2nd-04:19.
ALCRN led for 00:00. IOWA led for 39:31. Game was tied for 00:29.

Score tied - 0 times.
Lead changed - 0 times.

Game 11 - #13 Iowa State 90, Iowa 75

Official Basketball Box Score -- Game Totals -- Final Statistics
Iowa State vs Iowa
12/12/14 7:05 p.m. at Carver-Hawkeye Arena - Iowa City, IA

Iowa State 90 • 7-1

#	Player	Total		3-Ptr		Rebounds			PF	TP	A	TO	Blk	Stl	Min
		FG-FGA	FG-FGA	FG-FGA	FG-FGA	Off	Def	Tot							
22	Hogue, Dustin	f	6-7	0-0	1-2	2	11	13	3	13	2	2	0	1	38
31	Niang, Georges	f	6-15	2-4	2-3	1	5	6	3	16	7	2	2	0	32
42	Edozio, Daniel	f	2-2	0-0	0-0	1	1	2	4	4	1	1	0	0	12
11	Morris, Monte	g	6-12	0-3	2-2	1	4	5	1	14	6	1	2	1	38
15	Long, Naz	g	7-11	5-9	2-2	0	6	6	2	21	5	0	0	0	37
02	Nader, Abdel	g	6-10	4-6	3-4	1	5	6	1	19	0	4	2	2	31
21	Thomas, Matt	g	1-7	1-5	0-0	0	1	1	2	3	1	0	0	0	12
	Team					0	0	0							
	Totals		34-64	12-27	10-13	6	33	39	16	90	22	10	6	4	200

FG % 1st Half: 15-34 44.1% 2nd half: 19-30 63.3% Game: 34-64 53.1%
3FG % 1st Half: 7-15 46.7% 2nd half: 5-12 41.7% Game: 12-27 44.4%
FT % 1st Half: 1-1 100.0% 2nd half: 9-12 75.0% Game: 10-13 76.9%

Iowa 75 • 8-3

#	Player	Total		3-Ptr		Rebounds			PF	TP	A	TO	Blk	Stl	Min
		FG-FGA	FG-FGA	FG-FGA	FG-FGA	Off	Def	Tot							
20	Uthoff, Jarrod	f	4-10	1-2	0-0	2	3	5	1	9	1	1	1	1	

Game 13 - Iowa 80, North Florida 70

Official Basketball Box Score -- Game Totals -- Final Statistics
North Florida vs Iowa
12/22/14 7 p.m. at Carver-Hawkeye Arena - Iowa City, IA

North Florida 70 • 7-6

#	Player	Total			3-Ptr			Rebounds			PF	TP	A	TO	Blk	Stl	Min
		FG-FGA	FG-FGA	FT-FTA	FG-FGA	FG-FGA	FT-FTA	Off	Def	Tot							
35	Davenport, Chris	f	4-8	0-1	0-0	0	8	8	4	8	1	3	2	0	31		
33	Banks, Romelo	c	2-5	0-0	0-0	0	2	2	3	4	0	0	1	0	21		
00	Nesbitt, Jalen	g	3-10	0-2	4-5	1	5	6	3	10	5	0	3	3	34		
02	Beech, Beau	g	6-16	3-9	2-2	0	2	2	3	17	2	5	0	2	33		
14	Moore, Dallas	g	5-9	3-6	0-0	2	1	3	1	13	7	2	0	0	35		
04	Wilson, Devin	g	0-1	0-0	0-0	0	0	0	1	0	1	2	0	0	15		
11	Mackey, Trent	g	6-8	6-8	0-0	2	4	6	1	18	1	3	0	1	31		
Team																	
Totals			26-57	12-26	6-7	6	25	31	16	70	17	20	3	6	200		

FG % 1st Half: 11-28 39.3% 2nd half: 15-29 51.7% Game: 26-57 45.6% Deadball Rebounds 0
 3FG % 1st Half: 7-13 53.8% 2nd half: 5-13 38.5% Game: 12-26 46.2%
 FT % 1st Half: 2-2 100.0 2nd half: 4-5 80.0% Game: 6-7 85.7%

Iowa 80 • 9-4

#	Player	Total			3-Ptr			Rebounds			PF	TP	A	TO	Blk	Stl	Min
		FG-FGA	FG-FGA	FT-FTA	FG-FGA	FG-FGA	FT-FTA	Off	Def	Tot							
20	Uthoff, Jarrod	f	3-11	2-4	2-2	3	9	12	2	10	5	2	0	1	33		
30	White, Aaron	f	7-15	1-3	8-8	5	4	9	0	23	1	0	0	5	32		
34	Woodbury, Adam	c	0-2	0-0	3-4	2	6	8	2	3	2	3	1	0	15		
03	Jok, Peter	g	3-9	2-4	4-4	1	0	1	3	12	1	1	0	1	22		
10	Gesell, Mike	g	3-7	0-2	6-6	0	1	1	3	12	3	3	0	1	29		
00	Olaseni, Gabriel	g	3-6	0-0	3-4	1	2	3	2	9	2	1	4	1	25		
02	Oglesby, Josh	g	3-4	3-4	0-0	0	2	2	0	9	1	1	0	0	22		
05	Clemmons, Anthony	g	1-2	0-1	0-0	0	0	0	0	2	0	0	0	1	6		
11	Dickerson, Trey	g	0-2	0-1	0-0	0	0	0	0	0	1	2	0	0	8		
25	Uhl, Dom	g	0-2	0-1	0-0	0	1	1	3	0	1	0	1	1	8		
Team																	
Totals			23-60	8-20	26-28	14	26	40	15	80	17	13	6	11	200		

FG % 1st Half: 15-38 39.5% 2nd half: 8-22 36.4% Game: 23-60 38.3% Deadball Rebounds 0
 3FG % 1st Half: 6-14 42.9% 2nd half: 2-6 33.3% Game: 8-20 40.0%
 FT % 1st Half: 8-10 80.0% 2nd half: 18-18 100.0% Game: 26-28 92.9%

Officials: D.J. Carstensen, Ray Perone, Tim Stewart
 Technical fouls: North Florida-None. Iowa-None.
 Attendance: 14137

Score by periods	1st	2nd	Total
North Florida	31	39	70
Iowa	44	36	80

	In	Off	2nd	Fast	Bench
Points UNF	28	11	6	8	18
IOWA	22	18	9	15	20

Last FG - UNF 2nd-00:58, IOWA 2nd-06:01.
 Largest lead - UNF by 3 1st-18:51, IOWA by 16 1st-01:00.
 UNF led for 01:39. IOWA led for 36:19. Game was tied for 01:55.

Score tied - 1 time.
 Lead changed - 1 time.

Game 14 - Iowa 71, #18 Ohio State 65

Official Basketball Box Score -- Game Totals -- Final Statistics
Iowa vs Ohio State
12/30/14 1:00 pm at Columbus, Ohio (Value City Arena)

Iowa 71 • 10-4, 1-0

#	Player	Total			3-Ptr			Rebounds			PF	TP	A	TO	Blk	Stl	Min
		FG-FGA	FG-FGA	FT-FTA	FG-FGA	FG-FGA	FT-FTA	Off	Def	Tot							
20	Uthoff, Jarrod	f	6-11	4-6	2-2	3	4	7	2	18	5	2	1	0	36		
30	White, Aaron	f	5-10	0-2	8-10	3	6	9	1	18	2	2	1	0	37		
34	Woodbury, Adam	c	1-3	0-0	0-1	2	2	4	4	2	2	3	1	0	18		
03	Jok, Peter	g	2-6	1-4	2-2	1	1	2	2	7	1	1	0	0	16		
10	Gesell, Mike	g	3-7	1-3	0-0	0	1	1	2	7	2	2	1	2	22		
00	Olaseni, Gabriel	g	2-3	0-0	4-4	2	2	4	4	8	2	2	0	0	18		
02	Oglesby, Josh	g	3-6	2-5	0-0	2	1	3	1	8	2	0	0	0	27		
05	Clemmons, Anthony	g	1-4	0-2	1-4	0	5	5	2	3	0	1	0	0	19		
24	Ellingson, Brady	g	0-0	0-0	0-0	0	0	0	0	0	0	0	0	0	1		
25	Uhl, Dom	g	0-0	0-0	0-0	1	0	1	1	0	1	0	0	0	6		
Team																	
Totals			23-50	8-22	17-23	15	22	37	19	71	17	14	4	2	200		

FG % 1st Half: 14-28 50.0% 2nd half: 9-22 40.9% Game: 23-50 46.0% Deadball Rebounds 0
 3FG % 1st Half: 5-11 45.5% 2nd half: 3-11 27.3% Game: 8-22 36.4%
 FT % 1st Half: 10-12 83.3% 2nd half: 7-11 63.6% Game: 17-23 73.9%

Ohio State 65 • 11-3, 0-1

#	Player	Total			3-Ptr			Rebounds			PF	TP	A	TO	Blk	Stl	Min
		FG-FGA	FG-FGA	FT-FTA	FG-FGA	FG-FGA	FT-FTA	Off	Def	Tot							
02	Loving, Marc	f	4-10	2-6	0-1	3	3	6	3	10	1	2	0	1	31		
12	Thompson, Sam	f	6-11	1-4	4-4	0	1	1	2	17	2	2	1	3	35		
23	Williams, Amir	c	4-4	0-0	1-2	2	3	5	3	9	0	3	2	0	32		
00	Russell, D'Angelo	g	4-16	1-8	4-4	2	2	4	4	13	4	0	0	0	32		
03	Scott, Shannon	g	2-7	0-1	2-4	1	3	4	2	6	2	0	0	1	31		
01	Tate, Jae'Sean	g	1-2	0-1	0-0	0	5	5	1	2	0	0	1	1	15		
15	Williams, Kam	g	2-5	2-4	0-0	1	0	1	1	6	2	0	0	2	17		
31	Lee, Anthony	g	0-1	0-0	0-0	0	0	0	0	0	0	0	0	0	4		
55	McDonald, Trey	g	1-1	0-0	0-0	1	0	1	2	1	0	0	0	0	3		
Team																	
Totals			24-57	6-24	11-15	12	17	29	17	65	16	9	4	8	200		

FG % 1st Half: 12-25 48.0% 2nd half: 12-32 37.5% Game: 24-57 42.1% Deadball Rebounds 3
 3FG % 1st Half: 4-11 36.4% 2nd half: 2-13 15.4% Game: 6-24 25.0%
 FT % 1st Half: 3-5 60.0% 2nd half: 8-10 80.0% Game: 11-15 73.3%

Officials: DJ Carstensen, Pat Driscoll, Bill Ek
 Technical fouls: Iowa-None. Ohio State-None.
 Attendance: 15189

Score by periods	1st	2nd	Total
Iowa	43	28	71
Ohio State	31	34	65

	In	Off	2nd	Fast	Bench
Points IOWA	20	11	13	2	19
OSU	30	12	9	4	10

Last FG - IOWA 2nd-01:35, OSU 2nd-01:20.
 Largest lead - IOWA by 12 1st-16:02, OSU by 1 1st-19:12.
 IOWA led for 39:03. OSU led for 00:07. Game was tied for 00:50.

Score tied - 1 time.
 Lead changed - 2 times.

Game 15 - Iowa 70, Nebraska 59

Official Basketball Box Score -- Game Totals -- Final Statistics
Nebraska vs Iowa
01/05/15 8:05 p.m. at Carver-Hawkeye Arena - Iowa City, IA

Nebraska 59 • 8-6, 0-2

#	Player	Total			3-Ptr			Rebounds			PF	TP	A	TO	Blk	Stl	Min
		FG-FGA	FG-FGA	FT-FTA	FG-FGA	FG-FGA	FT-FTA	Off	Def	Tot							
02	Rivers, David	f	2-4	0-0	2-3	1	0	1	5	6	1	0	0	2	24		
05	Pittford, Terran	f	4-9	1-5	2-4	0	6	6	5	11	0	3	1	0	37		
35	Peteway, Walter	f	3-5	1-3	0-0	1	5	6	3	7	1	1	0	0	32		
03	Parker, Benny	g	1-3	0-1	0-2	1	2	3	2	0	0	0	0	0	33		
31	Shields, Shavon	g	9-18	0-2	7-10	1	5	6	2	25	1	3	0	0	36		
00	Webster, Tai	g	0-1	0-1	0-0	1	0	1	0	1	2	0	0	0	7		
11	Smith, Tarin	g	2-5	0-1	0-0	0	1	1	1	4	1	1	0	1	17		
23	Fuller, Nick	g	1-3	0-1	2-2	1	0	1	1	4	0	0	1	0	11		
24	Hammond, Jake	g	0-0	0-0	0-0	0	0	0	3	0	0	1	0	3			
Team																	
Totals			22-48	2-14	13-21	7	22	29	24	59	5	10	3	3	200		

FG % 1st Half: 12-21 57.1% 2nd half: 10-27 37.0% Game: 22-48 45.8% Deadball Rebounds 5
 3FG % 1st Half: 2-8 25.0% 2nd half: 0-6 0.0% Game: 2-14 14.3%
 FT % 1st Half: 2-6 33.3% 2nd half: 11-15 73.3% Game: 13-21 61.9%

Iowa 70 • 11-4, 2-0

#	Player	Total			3-Ptr			Rebounds			PF	TP	A	TO	Blk	Stl	Min
		FG-FGA	FG-FGA	FT-FTA	FG-FGA	FG-FGA	FT-FTA	Off	Def	Tot							
20	Uthoff, Jarrod	f	5-11	3-8	2-4	2	5	7	3	15	2	0	1	1	33		
30	White, Aaron	f	5-10	1-3	12-15	3	6	9	1	23	0	1	2	2	36		
34	Woodbury, Adam	c	1-3	0-0	1-2	1	1	2	2	3	1	2	0	1	18		
03	Jok, Peter	g	0-5	0-3	0-0	0	1	1	1	0	1	0	0	1	18		
10	Gesell, Mike	g	0-1	0-1	2-2	0	3	3	4	2	6	1	0	1	24		
00	Olaseni, Gabriel	g	3-5	0-0	12-13	1	4	5	2	18							

Game 17 - Iowa 77, Minnesota 42

Official Basketball Box Score -- Game Totals -- Final Statistics

Iowa vs Minnesota
01/13/15 8:00 PM at Minneapolis, Minn. (Williams Arena)

Iowa 77 • 12-5, 3-1

#	Player	Total		3-Ptr		Rebounds			PF	TP	A	TO	Blk	Stl	Min.
		FG-FGA	FT-FGA	FG-FGA	FT-FGA	Off	Def	Tot							
20	Uthoff, Jarrod	r	7-10	2-4	6-6	0	5	5	4	22	4	3	4	1	34
30	White, Aaron	r	4-10	0-1	5-8	2	4	6	2	13	4	0	2	1	35
34	Woodbury, Adam	c	3-5	0-0	3-5	4	4	8	3	9	0	2	0	1	23
03	Jok, Peter	g	5-8	3-5	0-0	1	0	1	0	13	0	3	0	1	20
10	Gesell, Mike	g	2-4	1-2	0-0	0	2	2	3	5	3	0	1	1	23
00	Olaseni, Gabriel	g	1-2	0-0	0-2	2	0	2	2	2	0	3	2	1	17
02	Oglesby, Josh	g	1-3	1-2	0-0	0	1	1	2	3	1	0	0	1	21
02	Clemmons, Anthony	g	1-3	0-1	3-4	1	2	3	0	5	3	0	0	0	18
25	Uhl, Dom	g	1-3	1-1	2-2	2	1	3	1	5	1	3	0	0	9
Team						1	1	2							
Totals			25-48	8-16	19-27	13	20	33	17	77	16	14	9	7	200

FG % 1st Half: 13-21 61.9% 2nd half: 12-27 44.4% Game: 25-48 52.1% Deadball Rebounds 2
3FG % 1st Half: 3-7 42.9% 2nd half: 5-9 55.6% Game: 8-16 50.0%
FT % 1st Half: 9-14 64.3% 2nd half: 10-13 76.9% Game: 19-27 70.4%

Minnesota 42 • 11-7, 0-5

#	Player	Total		3-Ptr		Rebounds			PF	TP	A	TO	Blk	Stl	Min.
		FG-FGA	FT-FGA	FG-FGA	FT-FGA	Off	Def	Tot							
23	Buggs, Charles	r	0-1	0-1	0-0	0	3	3	0	0	0	0	0	0	18
24	King, Joey	r	4-11	3-8	0-0	2	0	2	3	11	0	0	1	0	24
55	Eliason, Elliott	c	0-0	0-0	0-1	0	0	0	4	0	0	1	0	0	15
01	Hollins, Andre	g	2-12	1-7	2-2	1	3	4	2	7	0	2	0	0	34
02	Mason, Nate	g	7-12	1-3	2-3	2	2	4	0	17	4	0	0	3	33
04	Mathieu, DeAndre	g	4-6	2-2	1-2	1	0	1	1	11	5	3	0	0	27
11	Morris, Carlos	g	7-13	2-4	4-4	3	2	5	2	20	3	2	0	1	25
15	Walker, Maurice	g	3-4	0-0	3-4	2	5	7	4	9	2	1	0	2	24
Team						3	1	4							
Totals			27-59	9-25	12-16	14	16	30	19	75	14	9	1	6	200

FG % 1st Half: 9-30 30.0% 2nd half: 18-29 62.1% Game: 27-59 45.8% Deadball Rebounds 2
3FG % 1st Half: 3-14 21.4% 2nd half: 6-11 54.5% Game: 9-25 36.0%
FT % 1st Half: 6-8 75.0% 2nd half: 6-8 75.0% Game: 12-16 75.0%

Officials: Larry Sciroto, DJ Carstensen, Kelly Pfeifer
Technical fouls: Iowa-None. Minnesota-None.
Attendance: 12401

Score by periods	1st	2nd	Total
Iowa	38	39	77
Minnesota	27	15	42

Last FG - IOWA 2nd-00:04, MINN 2nd-01:39.
Largest lead - IOWA by 17 2nd-16:07, MINN by 4 2nd-03:11.
IOWA led for 33:49. MINN led for 03:54. Game was tied for 02:17.

Points	In	Off	2nd	Fast	Bench
IOWA	26	4	17	4	15
MINN	32	16	8	7	40

Score tied - 2 times.
Lead changed - 2 times.

Game 18 - Iowa 76, #25 Ohio State 67

Official Basketball Box Score -- Game Totals -- Final Statistics

Ohio State vs Iowa
01/17/15 1:05 p.m. at Carver-Hawkeye Arena - Iowa City, IA

Ohio State 67 • 14-5, 3-3

#	Player	Total		3-Ptr		Rebounds			PF	TP	A	TO	Blk	Stl	Min.
		FG-FGA	FT-FGA	FG-FGA	FT-FGA	Off	Def	Tot							
02	Loving, Marc	r	4-9	2-4	0-0	0	0	0	3	10	0	0	0	0	31
12	Thompson, Sam	r	3-7	0-1	2-2	0	2	2	3	8	2	2	0	1	30
23	Williams, Amir	c	1-2	0-0	0-3	1	2	3	4	2	3	0	1	0	23
00	Russell, D'Angelo	g	10-22	4-8	3-4	6	8	14	1	27	2	3	0	1	39
03	Scott, Shannon	g	3-9	1-3	2-2	2	2	4	2	9	1	3	0	1	30
01	Tate, Jae'Sean	g	2-8	0-0	7-10	5	1	6	4	11	0	0	1	1	22
15	Williams, Kam	g	0-3	0-2	0-0	0	1	1	3	0	0	0	0	0	11
31	Lee, Anthony	g	0-0	0-0	0-0	0	0	0	2	0	0	0	1	0	8
55	McDonald, Trey	g	0-0	0-0	0-0	0	0	0	2	0	0	1	0	0	6
Team						0	1	1							
Totals			23-60	7-18	14-21	14	17	31	24	67	8	9	3	4	200

FG % 1st Half: 9-27 33.3% 2nd half: 14-33 42.4% Game: 23-60 38.3% Deadball Rebounds 4
3FG % 1st Half: 1-7 14.3% 2nd half: 6-11 54.5% Game: 7-18 38.9%
FT % 1st Half: 7-9 77.8% 2nd half: 7-12 58.3% Game: 14-21 66.7%

Iowa 76 • 13-5, 4-1

#	Player	Total		3-Ptr		Rebounds			PF	TP	A	TO	Blk	Stl	Min.
		FG-FGA	FT-FGA	FG-FGA	FT-FGA	Off	Def	Tot							
20	Uthoff, Jarrod	r	2-7	1-2	2-2	3	2	5	0	7	2	2	0	0	28
30	White, Aaron	r	6-8	0-0	10-12	1	5	6	3	22	0	1	0	3	29
34	Woodbury, Adam	c	6-10	0-0	1-3	3	7	10	3	13	1	0	1	0	28
03	Jok, Peter	g	2-8	0-1	3-4	1	3	4	2	7	2	0	0	3	19
10	Gesell, Mike	g	4-8	1-3	2-4	0	3	3	1	11	2	1	1	0	30
00	Olaseni, Gabriel	g	0-0	0-0	4-6	0	1	1	4	4	0	2	1	1	10
02	Oglesby, Josh	g	1-2	0-1	0-0	0	2	2	1	2	0	0	0	0	21
05	Clemmons, Anthony	g	1-2	0-1	3-4	0	3	3	4	5	1	1	0	0	23
25	Uhl, Dom	g	2-2	1-1	0-0	1	0	1	1	5	0	2	0	0	12
Team						2	0	2							
Totals			24-47	3-9	25-35	11	26	37	19	76	8	10	3	7	200

FG % 1st Half: 14-29 48.3% 2nd half: 10-18 55.6% Game: 24-47 51.1% Deadball Rebounds 5
3FG % 1st Half: 2-6 33.3% 2nd half: 1-3 33.3% Game: 3-9 33.3%
FT % 1st Half: 7-11 63.6% 2nd half: 18-24 75.0% Game: 25-35 71.4%

Officials: Mark Whitehead, Paul Szelc, Lewis Garrison
Technical fouls: Ohio State-None. Iowa-None.
Attendance: 15400

Score by periods	1st	2nd	Total
Ohio State	26	41	67
Iowa	37	39	76

Last FG - OSU 2nd-00:43, IOWA 2nd-02:09.
Largest lead - OSU None, IOWA by 17 2nd-11:42.
OSU led for 00:00. IOWA led for 39:50. Game was tied for 00:10.

Points	In	Off	2nd	Fast	Bench
OSU	26	11	15	2	11
IOWA	30	15	11	4	16

Score tied - 0 times.
Lead changed - 0 times.

Game 19 - #5 Wisconsin 82, Iowa 50

Official Basketball Box Score -- Game Totals -- Final Statistics

Iowa vs Wisconsin
01/20/15 8pm at Kohl Center, Madison, Wis.

Iowa 50 • 13-6, 4-2

#	Player	Total		3-Ptr		Rebounds			PF	TP	A	TO	Blk	Stl	Min.
		FG-FGA	FT-FGA	FG-FGA	FT-FGA	Off	Def	Tot							
20	Uthoff, Jarrod	r	5-10	2-5	0-0	1	1	2	1	12	0	1	1	0	29
30	White, Aaron	r	2-5	0-1	3-6	0	3	3	2	7	0	0	1	0	26
34	Woodbury, Adam	c	0-2	0-0	1-2	1	4	5	3	1	0	0	0	0	22
03	Jok, Peter	g	3-8	1-2	0-0	0	1	1	2	7	1	0	0	0	23
10	Gesell, Mike	g	1-4	0-2	0-0	2	1	3	1	2	2	3	0	0	17
00	Olaseni, Gabriel	g	0-0	0-0	0-0	0	2	2	3	0	0	0	1	0	19
02	Oglesby, Josh	g	2-3	0-0	0-0	0	0	0	1	4	1	2	0	0	19
05	Clemmons, Anthony	g	2-2	1-1	0-0	0	3	3	2	5	1	1	0	0	15
11	Dickerson, Trey	g	3-5	2-2	0-0	0	0	0	1	8	2	1	0	0	10
25	Uhl, Dom	g	2-7	0-2	0-2	1	2	3	0	4	0	1	1	0	20
Team						1	0	1							
Totals			20-46	6-15	4-10	6	17	23	16	50	7	9	4	0	200

FG % 1st Half: 7-25 28.0% 2nd half: 13-21 61.9% Game: 20-46 43.5% Deadball Rebounds 4
3FG % 1st Half: 1-7 14.3% 2nd half: 5-8 62.5% Game: 6-15 40.0%
FT % 1st Half: 2-4 50.0% 2nd half: 2-6 33.3% Game: 4-10 40.0%

Wisconsin 82 • 17-2, 5-1

#	Player	Total		3-Ptr		Rebounds			PF	TP	A	TO	Blk	Stl	Min.
		FG-FGA	FT-FGA	FG-FGA	FT-FGA	Off	Def	Tot							
10	Hayes, Nigel	r	5-9	0-1	6-8	3	2	5	0	16	1	0	0	1	32
15	Dekker, Sam	r	6-9	2-4	3-4	3	5	8	1	17	2	0	1	2	28
44	Kaminsky, Frank	c	5-10	1-3	2-3	3	8	11	2	13	6	0	1	0	30
21	Gasser, Josh	g	2-5	2-5	0-0	0	1	1	1	6	2	0	0	0	26
24	Koenig, Bronson	g	4-11	3-6	2-2	1	2	3	0	13	2	0	0	1	34
02	Smith, Jordan	g	0-0	0-0	0-0	0	0	0	0	0	0	0	0	0	2
03	Showalter, Zak	g	2-6	1-2	0-0	2	1	3	1	5	2	0	0	1	18

Game 21 - #5 Wisconsin 74, Iowa 63

Official Basketball Box Score -- Game Totals -- Final Statistics
Wisconsin vs Iowa
01/31/15 11 a.m. at Carver-Hawkeye Arena - Iowa City, IA

Wisconsin 74 • 19-2, 7-1

#	Player	Total			3-Ptr			Rebounds			PF	TP	A	TO	Blk	Stl	Min
		FG	FGA	FT	FTA	Off	Def	Off	Def	Off							
10	Hayes, Nigel	f	6-10	1-1	1-3	2	0	2	2	14	3	3	0	2	36		
15	Dekker, Sam	f	3-9	1-5	4-4	5	3	8	2	11	1	1	1	1	30		
44	Kaminsky, Frank	c	7-14	2-4	8-9	1	8	9	3	24	1	1	0	0	36		
21	Gasser, Josh	g	3-5	2-4	3-4	0	6	6	1	11	1	0	0	0	37		
24	Koenig, Bronson	g	2-8	1-3	3-4	2	0	2	3	8	1	0	0	1	35		
03	Showalter, Zak	f	1-1	0-0	0-0	0	1	1	1	2	2	0	0	0	8		
13	Dukan, Duje	f	0-4	0-2	2-2	0	1	1	2	2	0	1	0	0	14		
30	Brown, Vitto	f	1-1	0-0	0-0	0	0	0	1	2	0	0	0	1	4		
Team						5	1	6									
Totals			23-52	7-19	21-26	15	20	35	15	74	9	6	1	5	200		

FG % 1st Half: 15-28 53.6% 2nd half: 8-24 33.3% Game: 23-52 44.2%
3FG % 1st Half: 5-11 45.5% 2nd half: 2-8 25.0% Game: 7-19 36.8%
FT % 1st Half: 7-8 87.5% 2nd half: 14-18 77.8% Game: 21-26 80.8%

Iowa 63 • 13-8, 4-4

#	Player	Total			3-Ptr			Rebounds			PF	TP	A	TO	Blk	Stl	Min
		FG	FGA	FT	FTA	Off	Def	Off	Def	Off							
20	Uthoff, Jarrod	f	3-9	1-2	2-2	2	1	3	4	9	2	1	0	2	27		
30	White, Aaron	f	5-11	2-3	3-6	1	6	7	4	15	2	0	0	0	38		
34	Woodbury, Adam	c	4-5	0-0	0-1	1	2	3	3	8	0	0	0	0	18		
03	Jok, Peter	g	2-5	1-1	1-1	0	2	2	3	6	2	1	0	0	21		
10	Gesell, Mike	g	4-11	0-1	0-0	0	1	1	1	8	2	3	0	0	25		
00	Olaseni, Gabriel	f	4-5	0-0	4-6	3	2	5	2	12	0	1	2	0	23		
02	Oglesby, Josh	f	0-1	0-0	2-2	0	1	1	2	2	0	1	0	1	23		
05	Clemmons, Anthony	f	1-1	0-0	1-2	0	2	2	1	3	3	1	0	1	15		
25	Uhl, Dom	f	0-0	0-0	0-0	0	0	0	1	0	0	0	0	0	10		
Team						0	0	0									
Totals			23-48	4-7	13-20	7	17	24	21	63	11	8	3	4	200		

FG % 1st Half: 16-25 64.0% 2nd half: 7-23 30.4% Game: 23-48 47.9%
3FG % 1st Half: 3-4 75.0% 2nd half: 1-3 33.3% Game: 4-7 57.1%
FT % 1st Half: 1-3 33.3% 2nd half: 12-17 70.6% Game: 13-20 65.0%

Officials: Terry Wymer, Gene Steratore, Donnie Eppley
Technical fouls: Wisconsin-None. Iowa-None.
Attendance: 15400

Score by periods	1st	2nd	Total
Wisconsin	42	32	74
Iowa	36	27	63

	In	Off	2nd	Fast	Bench
Points	26	9	16	7	6
WIS	32	8	7	5	17
IOWA					

Last FG - WIS 2nd-03:40, IOWA 2nd-00:09.
Largest lead - WIS by 15 2nd-01:25, IOWA by 2 1st-18:56.
WIS led for 33:42, IOWA led for 02:49. Game was tied for 02:54.

Score tied - 5 times.
Lead changed - 3 times.

Game 22 - Iowa 72, Michigan 54

Official Basketball Box Score -- Game Totals -- Final Statistics
Iowa vs Michigan
02/05/15 7:00 PM at Crisler Center, Ann Arbor, MI

Iowa 72 • 14-8, 5-4

#	Player	Total			3-Ptr			Rebounds			PF	TP	A	TO	Blk	Stl	Min
		FG	FGA	FT	FTA	Off	Def	Off	Def	Off							
20	Uthoff, Jarrod	f	7-10	2-3	0-0	3	6	9	2	16	0	0	1	0	36		
30	White, Aaron	f	6-8	0-2	1-2	0	5	5	2	13	0	0	1	1	34		
34	Woodbury, Adam	f	5-9	0-0	1-2	3	4	7	2	11	6	1	0	0	27		
03	Jok, Peter	g	4-7	2-4	0-0	1	2	3	0	14	4	0	0	0	28		
10	Gesell, Mike	g	7-10	0-1	0-0	1	2	3	0	10	3	1	0	0	31		
00	Olaseni, Gabriel	f	3-5	0-0	0-0	0	0	0	0	6	0	1	0	0	12		
02	Oglesby, Josh	f	0-1	0-1	0-0	0	1	1	0	0	1	2	0	0	12		
05	Clemmons, Anthony	f	0-1	0-0	0-0	0	1	1	3	0	2	0	0	0	10		
25	Uhl, Dom	f	0-0	0-0	2-2	0	1	1	1	2	0	1	0	1	10		
Team						1	2	3									
Totals			32-51	4-11	4-6	9	24	33	10	72	16	6	2	2	200		

FG % 1st Half: 14-26 53.8% 2nd half: 18-25 72.0% Game: 32-51 62.7%
3FG % 1st Half: 2-6 33.3% 2nd half: 2-5 40.0% Game: 4-11 36.4%
FT % 1st Half: 1-2 50.0% 2nd half: 3-4 75.0% Game: 4-6 66.7%

Michigan 54 • 13-10, 6-5

#	Player	Total			3-Ptr			Rebounds			PF	TP	A	TO	Blk	Stl	Min
		FG	FGA	FT	FTA	Off	Def	Off	Def	Off							
32	Doyle, Ricky	f	0-1	0-0	0-1	1	0	1	1	0	0	1	0	0	18		
02	Albrecht, Spike	g	3-8	1-3	3-4	0	4	4	0	10	5	3	0	1	34		
12	Abdur-Rahkman, M-A	g	4-10	1-5	2-2	0	3	3	4	11	1	0	0	1	37		
21	Irvin, Zak	g	3-10	1-6	0-0	0	1	1	1	7	0	1	0	0	32		
24	Dawkins, Aubrey	g	5-8	4-7	2-2	1	0	1	0	16	0	0	0	0	27		
03	Chatman, Kameron	f	3-6	0-1	0-0	1	1	2	0	6	1	0	0	0	20		
11	Dakich, Andrew	f	0-1	0-1	0-0	0	0	0	2	0	1	0	0	0	9		
30	Loneragan, Sean	f	0-0	0-0	0-0	0	0	0	0	0	0	0	0	0	1		
24	Donnal, Mark	f	0-0	0-0	0-0	0	0	0	0	0	0	1	0	0	2		
44	Bjelfeldt, Max	f	1-3	0-1	2-2	1	3	4	2	4	0	1	1	1	20		
Team						1	0	1									
Totals			19-47	7-24	9-11	5	12	17	10	54	8	6	2	3	200		

FG % 1st Half: 8-23 34.8% 2nd half: 11-24 45.8% Game: 19-47 40.4%
3FG % 1st Half: 3-13 23.1% 2nd half: 4-11 36.4% Game: 7-24 29.2%
FT % 1st Half: 2-2 100.0% 2nd half: 7-9 77.8% Game: 9-11 81.8%

Officials: Glenn Mayborg, D.J. Carstensen, Brain Dorsey
Technical fouls: Iowa-White, Aaron 2. Michigan-None.
Attendance: 12490
Game Time: 1:43

Score by periods	1st	2nd	Total
Iowa	31	41	72
Michigan	21	33	54

	In	Off	2nd	Fast	Bench
Points	42	8	13	3	8
IOWA	16	11	7	2	10
MICH					

Last FG - IOWA 2nd-00:29, MICH 2nd-00:15.
Largest lead - IOWA by 21 2nd-02:54, MICH by 6 1st-14:10.
IOWA led for 27:02, MICH led for 10:15. Game was tied for 02:43.

Score tied - 4 times.
Lead changed - 5 times.

Game 23 - Iowa 71, #16 Maryland 55

Official Basketball Box Score -- Game Totals -- Final Statistics
Maryland vs Iowa
02/08/15 2:20 p.m. at Carver-Hawkeye Arena - Iowa City, IA

Maryland 55 • 19-5, 7-4

#	Player	Total			3-Ptr			Rebounds			PF	TP	A	TO	Blk	Stl	Min
		FG	FGA	FT	FTA	Off	Def	Off	Def	Off							
01	Evan Smotrycz	f	2-4	1-2	0-0	2	2	4	1	5	1	1	3	1	21		
10	Jake Layman	f	1-4	0-1	2-2	0	2	2	4	4	0	1	0	1	21		
35	Damonte Dodd	f	2-2	0-0	1-2	1	0	1	3	5	0	1	1	0	10		
02	Melo Trimble	g	7-12	3-4	3-5	0	0	0	4	20	3	4	0	1	30		
44	Dez Wells	g	3-6	1-2	5-6	1	2	3	4	12	4	6	0	3	27		
05	Dion Wiley	f	1-5	1-5	1-1	0	0	0	0	4	0	1	0	0	15		
11	Jared Nickens	f	0-4	0-3	0-0	0	1	1	0	0	1	1	0	0	16		
15	Michal Cekovsky	f	0-0	0-0	0-0	0	1	0	0	0	0	0	0	0	10		
20	Richard Pack	f	1-8	1-5	0-0	0	0	0	1	3	1	1	0	0	25		
21	Varun Ram	f	0-1	0-1	0-0	0	0	0	1	0	0	0	0	3	5		
25	Jon Graham	f	1-3	0-0	0-0	2	2	4	1	2	0	0	1	0	20		
Team						1	2	3									
Totals			18-49	7-23	12-16	8	11	19	19	55	10	16	5	9	200		

FG % 1st Half: 6-25 24.0% 2nd half: 12-24 50.0% Game: 18-49 36.7%
3FG % 1st Half: 2-12 16.7% 2nd half: 5-11 45.5% Game: 7-23 30.4%
FT % 1st Half: 3-6 50.0% 2nd half: 9-10 90.0% Game: 12-16 75.0%

Iowa 71 • 15-8, 6-4

#	Player	Total			3-Ptr			Rebounds			PF	TP	A	TO	Blk	Stl	Min
		FG	FGA	FT	FTA	Off	Def	Off	Def	Off							
20	Uthoff, Jarrod	f	3-5	2-3	0-0	0	3	3	2	8	1	2	1	1	34		
30	White, Aaron	f	5-11	0-3	7-10	1	7	8	1	17	1	3	0	2	38		
34	Woodbury, Adam	c	6-7	0-0	4-4	1	4	5	3	16	2	2	1	1	28		
03	Jok, Peter	g	6-8	3-4	0-0	0	1	1	2	15	3	3	0	0	27		
10	Gesell, Mike	g	4														

Game 25 - Northwestern 66, Iowa 61 (OT)

Official Basketball Box Score -- Game Totals -- Final Statistics
Iowa vs Northwestern
02/15/15 2:00 p.m. at Evanston, Ill. (Welsh-Ryan Arena)

Iowa 61 • 15-10, 6-6 B1G

#	Player	Total			3-Ptr			Rebounds			PF	TP	A	TO	Blk	Stl	Min
		FG-FGA	FG-FGA	FT-FTA	FG-FGA	FG-FGA	FT-FTA	Off	Def	Tot							
20	Uthoff, Jarrod	f	8-16	5-11	4-4	1	3	4	3	25	1	0	1	0	0	37	
30	White, Aaron	f	1-12	0-2	4-4	5	8	13	1	6	3	2	0	0	40-		
34	Woodbury, Adam	c	0-5	0-0	3-8	1	1	2	2	3	3	1	0	0	28		
10	Gesell, Mike	g	4-10	0-2	0-0	1	2	3	2	8	2	0	1	1	34		
3	Jok, Peter	g	2-7	0-2	0-0	1	4	5	1	4	1	0	0	0	26		
0	Olaseni, Gabriel		2-3	0-0	1-2	1	2	3	1	5	0	0	0	0	15		
2	Oglesby, Josh		2-6	2-6	0-0	1	2	3	4	6	1	0	0	2	25		
25	Uhl, Dom		0-1	0-0	1-2	0	0	0	0	1	0	1	1	1	8		
5	Clemmons, Anthony		1-2	1-1	0-0	0	0	0	1	3	4	0	0	0	12		
Team						4	1	5									
Totals			20-62	8-24	13-20	15	23	38	15	61	15	4	4	5	225		

FG % 1st Half: 9-26 34.6% 2nd half: 9-23 39.1% OT: 2-13 15.4% Game: 20-62 32.3% Deadeball Rebounds
3FG % 1st Half: 2-7 28.6% 2nd half: 6-11 54.5% OT: 0-6 0.0% Game: 8-24 33.3%
FT % 1st Half: 4-8 50.0% 2nd half: 6-6 100.0% OT: 3-6 50.0% Game: 13-20 65.0%

Northwestern 66 • 10-14, 2-10 B1G

#	Player	Total			3-Ptr			Rebounds			PF	TP	A	TO	Blk	Stl	Min
		FG-FGA	FG-FGA	FT-FTA	FG-FGA	FG-FGA	FT-FTA	Off	Def	Tot							
34	Lumpkin, Sanjay	f	0-2	0-0	0-0	0	4	4	3	0	0	0	2	1	32		
4	Law, Vic	f	0-2	0-0	0-0	0	0	0	3	0	1	0	0	0	6		
22	Olah, Alex	c	3-9	0-1	5-6	4	9	13	4	11	3	2	5	1	37		
14	Demps, Tre	g	6-11	4-7	0-0	0	4	4	0	16	3	1	0	0	39		
30	McIntosh, Bryant	g	6-12	1-3	5-6	0	3	3	0	18	4	1	0	0	41		
20	Lindsey, Scottie		2-6	1-3	2-4	2	4	6	1	7	2	1	3	1	38		
3	Sobolewski, Dave		2-4	2-4	2-2	0	0	0	0	8	0	1	1	0	10		
32	Taphorn, Nathan		1-2	1-2	0-0	0	1	1	2	3	0	1	0	0	13		
44	Skelly, Gavin		1-2	0-0	1-2	1	3	4	1	3	0	0	1	0	7		
50	Kreisberg, Jeremiah		0-0	0-0	0-0	0	0	0	1	0	0	0	0	0	2		
Team						2	2	4									
Totals			21-50	9-20	15-20	9	30	39	15	66	13	10	12	3	225		

FG % 1st Half: 10-23 43.5% 2nd half: 9-23 39.1% OT: 2-4 50.0% Game: 21-50 42.0% Deadeball Rebounds
3FG % 1st Half: 6-12 50.0% 2nd half: 3-7 42.9% OT: 0-1 0.0% Game: 9-20 45.0%
FT % 1st Half: 1-2 50.0% 2nd half: 6-8 75.0% OT: 8-10 80.0% Game: 15-20 75.0%

Officials: Tim Clougherty, Terry Oglesby, Steve McJunkins
Technical fouls: Iowa-None. Northwestern-None.
Attendance: 7714

Score by periods	1st	2nd	OT	Total
Iowa	24	30	7	61
Northwestern	27	27	12	66

Last FG - IOWA OT-00:08, NU OT-01:29.
Largest lead - IOWA by 5 2nd-04:25, NU by 10 1st-07:47.
IOWA led for 07:10. NU led for 32:25. Game was tied for 05:17.

	In	Off	2nd	Fast	Bench
Points	Paint	T/O	Chance	Break	
IOWA	12	10	13	0	15
NU	18	7	9	7	21

Score tied - 7 times.
Lead changed - 8 times.

Game 26 - Iowa 81, Rutgers 47

Official Basketball Box Score -- Game Totals -- Final Statistics
Rutgers vs Iowa
02/19/15 7:05 p.m. at Carver-Hawkeye Arena - Iowa City, IA

Rutgers 47 • 10-17, 2-12

#	Player	Total			3-Ptr			Rebounds			PF	TP	A	TO	Blk	Stl	Min
		FG-FGA	FG-FGA	FT-FTA	FG-FGA	FG-FGA	FT-FTA	Off	Def	Tot							
10	Etou, Junior	f	1-4	0-2	0-0	0	2	2	1	2	2	2	1	0	0	14	
11	Jack, Kadeem	f	1-7	0-2	0-0	2	1	3	1	2	0	2	0	0	0	15	
35	Lewis, Greg	c	1-4	0-0	4-6	2	5	7	1	6	1	3	0	0	1	22	
02	Daniels, Bishop	g	1-3	0-1	0-0	0	0	0	2	2	1	2	0	0	13		
04	Mack, Myles	g	4-6	3-5	0-0	0	0	0	0	11	1	2	0	0	21		
00	Kone, Malick		1-1	0-0	0-0	0	2	2	2	2	1	0	0	0	12		
03	Okoro, Kerwin		2-7	1-4	0-0	1	1	2	1	5	0	0	0	0	11		
05	Williams, Mike		1-5	1-3	0-0	1	0	1	3	3	1	2	1	0	15		
15	Dadika, Jake		0-2	0-1	0-0	0	1	1	0	0	0	2	0	0	11		
21	Zurich, Stephen		0-0	0-0	0-2	0	1	1	1	0	0	1	1	0	12		
22	Foreman, D.J.		4-9	0-0	2-3	3	5	8	3	10	1	1	0	1	26		
23	Hyde, Jalen		0-1	0-1	0-0	0	0	0	0	0	0	0	0	0	1		
33	Batte, Khalil		0-3	0-3	0-0	0	3	3	1	0	0	1	0	0	8		
40	Doorson, Shaquille		2-3	0-0	0-0	1	0	1	2	4	2	2	0	0	15		
Team						1	1	2									
Totals			18-55	5-22	6-13	11	22	33	18	47	10	19	2	6	200		

FG % 1st Half: 10-29 34.5% 2nd half: 8-26 30.8% Game: 18-55 32.7% Deadeball Rebounds
3FG % 1st Half: 3-11 27.3% 2nd half: 2-11 18.2% Game: 5-22 22.7%
FT % 1st Half: 1-2 50.0% 2nd half: 5-11 45.5% Game: 6-13 46.2%

Iowa 81 • 16-10, 7-6

#	Player	Total			3-Ptr			Rebounds			PF	TP	A	TO	Blk	Stl	Min
		FG-FGA	FG-FGA	FT-FTA	FG-FGA	FG-FGA	FT-FTA	Off	Def	Tot							
20	Uthoff, Jarrod	f	5-9	2-4	2-2	0	3	3	0	14	2	0	1	4	25		
30	White, Aaron	f	4-7	0-0	5-6	1	7	8	2	13	3	0	0	0	28		
34	Woodbury, Adam	c	3-4	0-0	1-2	2	0	2	0	7	0	1	0	1	13		
03	Jok, Peter	g	4-9	3-5	0-0	0	1	1	2	11	2	0	0	0	19		
10	Gesell, Mike	g	2-4	0-0	0-1	1	2	3	0	4	1	1	0	1	18		
00	Olaseni, Gabriel		4-8	0-0	4-6	3	3	6	4	12	0	1	1	0	22		
01	Rose, Charlie		0-0	0-0	0-0	0	0	0	0	0	0	1	0	0	3		
02	Oglesby, Josh		1-3	1-3	0-0	0	1	1	1	3	2	0	0	0	17		
05	Clemmons, Anthony		1-4	0-1	0-0	1	1	2	0	2	7	1	0	3	19		
11	Dickerson, Trey		2-3	1-1	1-3	0	1	1	0	6	0	1	0	0	8		
13	Denning, Kyle		0-1	0-1	0-0	0	0	0	0	0	0	0	0	1	7		
23	Ukah, Okey		0-0	0-0	0-0	0	3	3	1	0	1	1	0	1	5		
25	Uhl, Dom		4-7	1-2	0-2	2	4	6	1	9	1	4	0	2	16		
Team						0	3	3									
Totals			30-59	8-17	13-22	10	29	39	11	81	19	11	2	13	200		

FG % 1st Half: 15-33 45.5% 2nd half: 15-26 57.7% Game: 30-59 50.8% Deadeball Rebounds
3FG % 1st Half: 4-9 44.4% 2nd half: 4-8 50.0% Game: 8-17 47.1%
FT % 1st Half: 8-12 66.7% 2nd half: 5-10 50.0% Game: 13-22 59.1%

Officials: Mike Sanzere, Larry Scirocco, Chris Beaver
Technical fouls: Rutgers-None. Iowa-None.
Attendance: 12594

Score by periods	1st	2nd	Total
Rutgers	24	23	47
Iowa	42	39	81

	In	Off	2nd	Fast	Bench
Points	Paint	T/O	Chance	Break	
RUTGER	22	6	8	0	24
IOWA	32	20	6	6	32

Last FG - RUTGERS 2nd-05:37, IOWA 2nd-00:26.
Largest lead - RUTGERS None, IOWA by 34 2nd-00:26.
RUTGERS led for 00:00. IOWA led for 38:16. Game was tied for 01:40.

Score tied - 2 times.
Lead changed - 0 times.

Game 27 - Iowa 74, Nebraska 46

Official Basketball Box Score -- Game Totals -- Final Statistics
Iowa vs Nebraska
02/22/15 2:06 p.m. at Pinnacle Bank Arena (Lincoln, Neb.)

Iowa 74 • 17-10, 8-6

#	Player	Total			3-Ptr			Rebounds			PF	TP	A	TO	Blk	Stl	Min
		FG-FGA	FG-FGA	FT-FTA	FG-FGA	FG-FGA	FT-FTA	Off	Def	Tot							
20	Uthoff, Jarrod	f	4-8	1-1	2-2	2	3	5	2	11	3	1	4	1	31		
30	White, Aaron	f	7-11	2-2	2-2	4	7	11	1	18	1	0	0	3	31		
34	Woodbury, Adam	c	1-3	0-0	2-2	2	5	7	2	4	0	1	0	3	21		
03	Jok, Peter	g	6-12	2-5	0-1	0	2	2	2	14	1	0	0	0	22		
10	Gesell, Mike	g	4-7	0-0	0-0	0	4	4	2	8	8	4	0	0	24		
00	Olaseni, Gabriel		3-8	0-0	3-4	0	1	1	2	9	0	0	0	0	16		
01	Rose, Charlie		0-0	0-0	0-0	0	0	0	0	0	0	0	0	0	2		
02	Oglesby, Josh		0-0	0-0	0-0	0	2	2	0	0	0	1	0	0	10		
05	Clemmons, Anthony		3-5	0-1	2-2	0	1	1	1	8	3	0	0	1	25		
13	Denning, Kyle		0-0	0-0	0-0	0	0	0	1	0	0	0	0	0	3		
23	Ukah, Okey																

IOWA HAWKEYE BASKETBALL
Iowa Combined Team Statistics (as of Feb 23, 2015)
Conference games

RECORD:	OVERALL	HOME	AWAY	NEUTRAL
ALL GAMES	8-6	4-3	4-3	0-0
CONFERENCE	8-6	4-3	4-3	0-0
NON-CONFERENCE	0-0	0-0	0-0	0-0

##	Player	gp-gs	min	avg	Total		3-Point		F-Throw		Rebounds				pf	dq	a	to	blk	stl	pts	avg
					fg-fga	fg%	3fg-fga	3fg%	ft-fga	ft%	off	def	tot	avg								
20	Uthoff, Jarrod	14-14	453	32.4	68-148	.459	26-61	.426	30-35	.857	21	55	76	5.4	26	0	28	13	21	12	192	13.7
30	White, Aaron	14-14	441	31.5	59-119	.496	6-21	.286	66-90	.733	25	74	99	7.1	24	1	18	13	9	12	190	13.6
03	Jok, Peter	14-14	322	23.0	46-110	.418	19-46	.413	13-16	.813	11	27	38	2.7	28	1	23	13	2	8	124	8.9
00	Olaseni, Gabriel	14-0	252	18.0	33-63	.524	0-0	.000	46-62	.742	26	31	57	4.1	34	0	4	17	10	3	112	8.0
10	Gesell, Mike	14-14	362	25.9	47-97	.485	4-21	.190	7-13	.538	6	28	34	2.4	26	0	50	27	4	9	105	7.5
34	Woodbury, Adam	14-14	298	21.3	35-64	.547	0-0	.000	23-42	.548	23	39	62	4.4	39	2	18	16	3	9	93	6.6
11	Dickerson, Trey	3-0	23	7.7	5-8	.625	3-3	1.000	2-5	.400	0	1	1	0.3	2	0	2	3	0	0	15	5.0
05	Clemmons, Anthony	14-0	249	17.8	18-41	.439	6-18	.333	13-21	.619	4	23	27	1.9	23	0	30	11	0	7	55	3.9
02	Oglesby, Josh	13-0	254	19.5	11-33	.333	7-23	.304	2-2	1.000	4	13	17	1.3	15	0	12	9	0	4	31	2.4
25	Uhl, Dom	14-0	147	10.5	11-33	.333	3-11	.273	5-10	.500	13	13	26	1.9	10	0	5	15	3	4	30	2.1
23	Ukah, Okey	2-0	8	4.0	1-2	.500	0-0	.000	0-0	.000	1	3	4	2.0	1	0	1	1	0	1	2	1.0
24	Ellingson, Brady	1-0	1	1.0	0-0	.000	0-0	.000	0-0	.000	0	0	0	0.0	0	0	0	0	0	0	0	0.0
13	Denning, Kyle	2-0	10	5.0	0-1	.000	0-1	.000	0-0	.000	0	0	0	0.0	1	0	0	0	0	1	0	0.0
01	Rose, Charlie	2-0	5	2.5	0-0	.000	0-0	.000	0-0	.000	0	0	0	0.0	0	0	0	1	0	0	0	0.0
Team											21	15	36				5					
Total.....		14	2825		334-719	.465	74-205	.361	207-296	.699	155	322	477	34.1	229	4	191	144	52	70	949	67.8
Opponents.....		14	2825		316-751	.421	92-285	.323	172-246	.699	149	276	425	30.4	243	2	162	131	55	77	896	64.0

TEAM STATISTICS	IOWA	OPP	Date	Opponent	Score	Att.
SCORING	949	896	* 12/30/14	at Ohio State	w 71-65	15189
Points per game	67.8	64.0	* 01/05/15	NEBRASKA	w 70-59	12789
Scoring margin	+3.8	-	* 01/08/15	MICHIGAN STATE	L 61-75	15054
FIELD GOALS-ATT	334-719	316-751	* 01/13/15	at Minnesota	w 77-75	12401
Field goal pct	.465	.421	* 01/17/15	OHIO STATE	w 76-67	15400
3 POINT FG-ATT	74-205	92-285	* 01/20/15	at Wisconsin	L 50-82	17279
3-point FG pct	.361	.323	* 01/24/15	at Purdue	L 63-67	12068
3-pt FG made per game	5.3	6.6	* 01/31/15	WISCONSIN	L 63-74	15400
FREE THROWS-ATT	207-296	172-246	* 02/05/15	at Michigan	w 72-54	12490
Free throw pct	.699	.699	* 02/08/15	MARYLAND	w 71-55	15400
F-Throws made per game	14.8	12.3	* 02/12/15	MINNESOTA	L 59-64	13756
REBOUNDS	477	425	* 02/15/15	at Northwestern	Lot 61-66	7714
Rebounds per game	34.1	30.4	* 02/19/15	RUTGERS	w 81-47	12594
Rebounding margin	+3.7	-	* 02/22/15	at Nebraska	w 74-46	15933
ASSISTS	191	162				
Assists per game	13.6	11.6				
TURNOVERS	144	131				
Turnovers per game	10.3	9.4				
Turnover margin	-0.9	-				
Assist/turnover ratio	1.3	1.2				
STEALS	70	77				
Steals per game	5.0	5.5				
BLOCKS	52	55				
Blocks per game	3.7	3.9				
ATTENDANCE	100393	93074				
Home games-Avg/Game	7-14342	7-13296				
Neutral site-Avg/Game	-	0-0				

% = 2K Classic - New York City
= ACC/Big Ten Challenge
* = Conference game

Score by Periods	1st	2nd	OT	Totals
Iowa	467	475	7	949
Opponents	379	505	12	896

IOWA HAWKEYE BASKETBALL
Iowa Combined Team Statistics (as of Feb 23, 2015)
All games

RECORD:	OVERALL	HOME	AWAY	NEUTRAL
ALL GAMES	17-10	12-4	5-3	0-3
CONFERENCE	8-6	4-3	4-3	0-0
NON-CONFERENCE	9-4	8-1	1-0	0-3

##	Player	gp-gs	min	avg	Total		3-Point		F-Throw		Rebounds				pf	dq	a	to	blk	stl	pts	avg
					fg-fga	fg%	3fg-fga	3fg%	ft-fa	ft%	off	def	tot	avg								
30	White, Aaron	27-27	811	30.0	119-234	.509	11-41	.268	147-182	.808	57	135	192	7.1	45	1	42	38	14	36	396	14.7
20	Uthoff, Jarrod	27-27	792	29.3	119-276	.431	46-114	.404	46-62	.742	47	115	162	6.0	46	0	51	29	41	30	330	12.2
00	Olaseni, Gabriel	27-0	491	18.2	74-134	.552	0-0	.000	74-97	.763	60	70	130	4.8	67	0	10	30	42	7	222	8.2
03	Jok, Peter	27-15	537	19.9	70-185	.378	30-80	.375	30-33	.909	19	50	69	2.6	49	1	37	29	4	17	200	7.4
10	Gesell, Mike	27-27	672	24.9	77-184	.418	14-53	.264	28-41	.683	9	47	56	2.1	43	0	101	50	5	24	196	7.3
34	Woodbury, Adam	27-27	565	20.9	73-145	.503	0-0	.000	43-73	.589	50	90	140	5.2	72	2	27	39	9	14	189	7.0
05	Clemmons, Anthony	27-12	516	19.1	39-99	.394	16-45	.356	30-43	.698	7	45	52	1.9	43	0	51	26	0	19	124	4.6
02	Oglesby, Josh	26-0	512	19.7	28-101	.277	21-76	.276	9-9	1.000	12	41	53	2.0	21	0	40	17	2	11	86	3.3
11	Dickerson, Trey	15-0	146	9.7	17-49	.347	4-13	.308	3-10	.300	1	6	7	0.5	15	0	18	15	0	7	41	2.7
25	Uhl, Dom	26-0	291	11.2	24-66	.364	5-25	.200	9-19	.474	21	35	56	2.2	24	0	11	23	7	7	62	2.4
24	Ellingson, Brady	7-0	32	4.6	4-8	.500	4-6	.667	1-2	.500	0	0	0	0.0	1	0	4	1	0	1	13	1.9
13	Denning, Kyle	7-0	23	3.3	2-6	.333	0-4	.000	0-0	.000	1	1	2	0.3	1	0	1	1	0	1	4	0.6
01	Rose, Charlie	6-0	14	2.3	1-1	1.000	1-1	1.000	0-0	.000	0	0	0	0.0	0	0	0	1	0	0	3	0.5
23	Ukah, Okey	8-0	23	2.9	1-2	.500	0-0	.000	0-0	.000	2	4	6	0.8	3	0	1	2	0	2	2	0.3
Team											47	32	79				10					
Total.....		27	5425		648-1490	.435	152-458	.332	420-571	.736	333	671	1004	37.2	430	4	394	311	124	176	1868	69.2
Opponents.....		27	5425		594-1504	.395	170-543	.313	303-437	.693	304	596	900	33.3	474	5	318	335	99	158	1661	61.5

TEAM STATISTICS	IOWA	OPP	Date	Opponent	Score	Att.
SCORING	1868	1661	11/14/14	HAMPTON	w 90-56	14682
Points per game	69.2	61.5	11/17/14	NORTH DAKOTA STATE	w 87-56	12333
Scoring margin	+7.7	-	% 11/20/14	vs TEXAS	L 57-71	11541
FIELD GOALS-ATT	648-1490	594-1504	% 11/21/14	vs SYRACUSE	L 63-66	11255
Field goal pct	.435	.395	11/24/14	PEPPERDINE	w 72-61	12979
3 POINT FG-ATT	152-458	170-543	11/26/14	NORTHERN ILLINOIS	w 70-49	14357
3-point FG pct	.332	.313	11/29/14	LONGWOOD	w 77-44	13819
3-pt FG made per game	5.6	6.3	# 12/03/14	at North Carolina	w 60-55	18040
FREE THROWS-ATT	420-571	303-437	12/06/14	UM-BALTIMORE COUNTY	w 77-47	13094
Free throw pct	.736	.693	12/09/14	ALCORN STATE	w 67-44	12392
F-Throws made per game	15.6	11.2	12/12/14	IOWA STATE	L 75-90	15400
REBOUNDS	1004	900	12/20/14	vs UNI	L 44-56	15124
Rebounds per game	37.2	33.3	12/22/14	NORTH FLORIDA	w 80-70	14137
Rebounding margin	+3.9	-	* 12/30/14	at Ohio State	w 71-65	15189
ASSISTS	394	318	* 01/05/15	NEBRASKA	w 70-59	12789
Assists per game	14.6	11.8	* 01/08/15	MICHIGAN STATE	L 61-75	15054
TURNOVERS	311	335	* 01/13/15	at Minnesota	w 77-75	12401
Turnovers per game	11.5	12.4	* 01/17/15	OHIO STATE	w 76-67	15400
Turnover margin	+0.9	-	* 01/20/15	at Wisconsin	L 50-82	17279
Assist/turnover ratio	1.3	0.9	* 01/24/15	at Purdue	L 63-67	12068
STEALS	176	158	* 01/31/15	WISCONSIN	L 63-74	15400
Steals per game	6.5	5.9	* 02/05/15	at Michigan	w 72-54	12490
BLOCKS	124	99	* 02/08/15	MARYLAND	w 71-55	15400
Blocks per game	4.6	3.7	* 02/12/15	MINNESOTA	L 59-64	13756
ATTENDANCE	223586	149034	* 02/15/15	at Northwestern	Lot 61-66	7714
Home games-Avg/Game	16-13974	8-13889	* 02/19/15	RUTGERS	w 81-47	12594
Neutral site-Avg/Game	-	3-12640	* 02/22/15	at Nebraska	w 74-46	15933

Score by Periods	1st	2nd	OT	Totals
Iowa	948	913	7	1868
Opponents	724	925	12	1661

% = 2K Classic - New York City
= ACC/Big Ten Challenge
* = Conference game