

2011-12 IOWA HAWKEYE BASKETBALL GAME NOTES



3 Final Fours
8 Big Ten Championships
2 Big Ten Tournament Titles

GAME 16 // IOWA (9-6, 1-1) at MINNESOTA (12-3, 1-1)
Wednesday, Jan. 4, 2012 • 8:06 p.m.
Minneapolis, Minnesota • Williams Arena (14,625)
Radio: Hawkeye Radio Network; XM 190
Radio Talent: Gary Dolphin (pxp), Bob Hansen (analyst)
TV: BTN (HD)
TV Talent: Eric Collins (pxp) and Eddie Johnson (analyst)
Live Stats / Audio: hawkeyesports.com

Iowa Athletic Communications

5300 Carver-Hawkeye Arena, Iowa City, IA 52242
 Phone: 319-335-9411 • Fax: 319-335-9417
hawkeyesports.com • hawkeyebasketball.com

MBB CONTACT: MATTHEW WEITZEL

office: 319-335-6590 • **cell:** 319-430-8176
email: matthew-weitzel@hawkeyesports.com
Twitter: @BigWeitz

2011-12 Schedule / Results

9-6 Overall, 1-1 Big Ten

Nov. 11	Chicago State	W, 96-53
Nov. 14	North Carolina A&T	W, 95-79
Nov. 17	Northern Illinois	W, 88-55
Nov. 20	vs. Creighton #	L, 59-82
Nov. 23	Campbell	L, 61-77
Nov. 26	IPFW	W, 82-72
Nov. 29	Clemson \$	L, 55-71
Dec. 3	Brown	W, 75-54
Dec. 6	at Northern Iowa	L, 60-80
Dec. 9	at Iowa State +	L, 76-86
Dec. 17	Drake	W, 82-68
Dec. 19	Central Arkansas	W, 105-64
Dec. 22	Boise State	W, 81-72
Dec. 28	Purdue	L, 76-79
Dec. 31	at #11 Wisconsin	W, 72-65
Jan. 4	at Minnesota	8:06 p.m.
Jan. 7	Ohio State	2 p.m.
Jan. 10	at Michigan State	6 p.m.
Jan. 14	Michigan	Noon
Jan. 17	at Purdue	7 p.m.
Jan. 26	Nebraska	6 p.m.
Jan. 29	at Indiana	5 p.m.
Feb. 1	Minnesota	7:30 p.m.
Feb. 4	Penn State	2 p.m.
Feb. 9	at Northwestern	8 p.m.
Feb. 16	at Penn State	7 p.m.
Feb. 19	Indiana	TBD
Feb. 23	Wisconsin	8 p.m.
Feb. 26	at Illinois	5 p.m.
Feb. 29	at Nebraska	8 p.m.
March 3	Northwestern	1:30 p.m.

all times listed are central

-- Dale Howard Classic -- Des Moines, Iowa
 \$ -- Big Ten / ACC Challenge
 + -- Iowa Corn Cy-Hawk Series
 * -- Big Ten Tournament, Indianapolis, Ind.

Pronunciation Guide

Kirk Speraw.....	SPEAR-awe
Melsahn Basabe.....	Bah-SAAB-ee
Andrew Brommer.....	BRAU-mur
Josh Oglesby.....	Oh-gulls-BEE
Gabriel Olaseni.....	Oh-lah-SEHN-ee



IOWA HAWKEYES

2011-12 Record: 9-6
Big Ten Record: 1-1
Head Coach: Fran McCaffery
Career Record: 271-203 (16th year)
Iowa Record: 20-26 (2nd year)

STATISTICAL LEADERS

Points: Matt Gatens (13.3)
Rebounds: Melsahn Basabe (6.3)
Assists: Bryce Cartwright (4.1)
Steals: Roy Devyn Marble (1.5)
Blocks: Melsahn Basabe (0.9)

GAME INFORMATION

Date: Wednesday, Jan. 4, 2012
Tip-off: 8:06 p.m.
Location: Minneapolis, Minnesota
Arena: Williams Arena (14,625)
TV: BTN (HD)
Radio: XM 190
 WMT-AM 600 (Cedar Rapids)
 WHO-AM 1040 (Des Moines)
 KXIC-AM 800 (Iowa City)

SERIES

Series: Minnesota leads, 100-88
at Minneapolis: Minnesota leads, 60-33
Last Meeting: Feb. 13, 2011 (UM, 62-45)
McCaffery vs. Minnesota: 0-4
Smith vs. Iowa: 7-1

MULTIMEDIA

Audio / Live Stats: hawkeyesports.com
Twitter Updates: @IowaHoops



MINNESOTA GOLDEN GOPHERS

2011-12 Record: 12-3
Big Ten Record: 1-1
Head Coach: Tubby Smith
Career Record: 479-201 (21st year)
Minnesota Record: 92-56 (5th year)

STATISTICAL LEADERS

Points: Julian Welch (10.3)
Rebounds: Ralph Sampson III (5.1)
Assists: Julian Welch (2.5)
Steals: Rodney Williams (1.9)
Blocks: Rodney Williams (1.5)

Wednesday Night Quick Hits

- Iowa has won its last two games against ranked competition (No. 6 Purdue 67-65 on March 5, 2011 and No. 11 Wisconsin 72-65 on Dec. 31, 2011).
- Iowa's win over 11th-ranked Wisconsin marked the Hawkeyes' first road win over a ranked opponent since beating No. 21 Indiana in Bloomington on Feb. 11, 2006 (70-67).
- The Hawkeyes vaulted 50 RPI points (193-143) according to realtimerpi.com after Saturday's road victory at No. 11 Wisconsin.
- Iowa has collected 10 steals or more in seven games. The Hawkeyes own the third-largest steal differential in the country (+62).
- Roy Devyn Marble has done a tremendous job attacking the basket, drawing contact and going to the free throw line. His 66 attempts are third-best in the Big Ten (49-of-66, .742).
- Melsahn Basabe has scored 14 points in each of his last four games.
- Iowa is 9-0 when scoring 80 points or more, under McCaffery, the last two seasons. Furthermore, the Hawkeyes are 11-0 when holding opponents to fewer than 60 points.
- Iowa is 6-0 this season when holding opponents to 68 points or less.
- After blocking 22 shots its first 11 games, Iowa has swatted 23 the last four outings.

Iowa Projected Starting Lineup (Based on last game's starters)



G • 4 • Roy Devyn Marble
 6-6 • 194 • So. • Southfield, Mich.

PTS	AST	FG%	FT%
11.1	3.7	.452	.742



G/F • 25 • Eric May
 6-5 • 217 • Jr. • Dubuque, Iowa

PTS	REB	FG%	FT%
7.3	3.2	.420	.700



G • 5 • Matt Gatens
 6-5 • 212 • Sr. • Iowa City, Iowa

PTS	REB	FG%	FT%
13.3	4.2	.444	.909



F • 1 • Melsahn Basabe
 6-7 • 225 • So. • Glen Cove, N.Y.

PTS	REB	FG%	FT%
10.1	6.3	.518	.712



F • 15 • Zach McCabe
 6-7 • 232 • So. • Sioux City, Iowa

PTS	REB	FG%	FT%
7.1	4.6	.506	.714



Inside the Numbers

	IOWA	MINN
Scoring Average	77.5	69.6
Scoring Defense	70.5	61.4
Scoring Margin	+7.1	+8.2
FG%	.457	.479
FG% Defense	.443	.410
FT%	.746	.705
3-PT FG%	.344	.356
3-PT FG% Defense	.346	.361
Rebound Margin	+2.2	+3.9
Assists Per Game	15.6	15.9
Turnovers Per Game	11.5	14.2
Steals Per Game	8.3	8.8
Blocks Per Game	3.0	5.7

Miscellaneous Statistics

Double-Figure Scoring Games...					
Player	08-09	09-10	10-11	11-12	Career
Matt Gatens	21	20	21	10	72
Bryce Cartwright	6	---	19	4	29
Eric May	---	10	13	5	28
Melsahn Basabe	---	---	17	9	26
Roy Devyn Marble	---	---	5	9	14
Zach McCabe	---	---	4	3	9
Aaron White	---	---	---	5	5
Josh Oglesby	---	---	---	3	3
Andrew Brommer	---	---	2	---	2
Devon Archie	---	---	1	---	1
Branden Stubbs	---	---	1	---	1

20-Point Scoring Games...					
Player	08-09	09-10	10-11	11-12	Career
Matt Gatens	2	4	3	3	12
Melsahn Basabe	---	---	5	---	5
Bryce Cartwright	1	---	1	---	2
Eric May	---	---	1	1	2
Roy Devyn Marble	---	---	---	1	1

Double-Figure Rebounding Games...					
Player	08-09	09-10	10-11	11-12	Career
Melsahn Basabe	---	---	8	3	11
Matt Gatens	1	---	---	1	2
Eric May	---	1	---	---	1
Devon Archie	---	---	1	---	1
Aaron White	---	---	---	1	1

Double-Doubles...					
Player	08-09	09-10	10-11	11-12	Career
Melsahn Basabe	---	---	6	3	9
Matt Gatens	1	---	---	---	1
Eric May	---	1	---	---	1
Devon Archie	---	---	1	---	1
Bryce Cartwright	---	---	1	---	1
Aaron White	---	---	---	1	1

4+ Three-Pointer Games...					
Player	08-09	09-10	10-11	11-12	Career
Matt Gatens	2	5	4	1	12
Eric May	---	3	---	---	3
Zach McCabe	---	---	1	---	1
Josh Oglesby	---	---	---	1	1

5+ Assists Games...					
Player	08-09	09-10	10-11	11-12	Career
Bryce Cartwright	10	---	22	6	38
Matt Gatens	3	6	1	3	13
Roy Devyn Marble	---	---	---	5	5
Eric May	---	---	---	1	1

3+ Steals Games...					
Player	08-09	09-10	10-11	11-12	Career
Matt Gatens	3	1	5	2	11
Eric May	---	3	5	1	9
Bryce Cartwright	2	---	1	---	3
Zach McCabe	---	---	1	1	2
Roy Devyn Marble	---	---	---	3	3
Andrew Brommer	---	---	---	1	1

3+ Blocks Games...					
Player	08-09	09-10	10-11	11-12	Career
Melsahn Basabe	---	---	4	1	5
Eric May	---	3	---	---	3
Andrew Brommer	---	---	2	---	2
Devon Archie	---	---	1	---	1
Gabriel Olaseni	---	---	---	1	1
Roy Devyn Marble	---	---	---	1	1

2011-12 Margin of Victory/Defeat

Points	1	2	3	4	5	6	7	8	9	10+	15+	20+
Wins	0	0	0	0	0	0	1	0	1	2	1	4
Losses	0	0	1	0	0	0	0	0	0	1	2	2

HAWKEYES STUN NO. 11 WISCONSIN IN MADISON

Aaron White, Bryce Cartwright and Melsahn Basabe combined to score 49 points in a 72-65 victory at No. 11 Wisconsin Saturday afternoon. The win was only Iowa's third victory at the Kohl Center and first since 2000. Iowa becomes the second unranked Big Ten team to beat Wisconsin at home under Badger coach Bo Ryan.

White and Cartwright came off the bench to lead the Hawkeyes in the second half. White scored 16 of his 18 points in the final 20 minutes. Cartwright netted 10 of his season-high 17 points in the second stanza. He also had a game-high five assists.

Iowa's defense held the Badgers to a season-low 11 percent shooting from 3-point territory as Wisconsin made just three of its 28 attempts.

The Hawkeyes pushed the ball, outscoring Wisconsin 14-2 in fastbreak points.

IOWA, WISCONSIN TIP-INS

- Iowa made six of its last seven field goals and five of its last six free throws in the final 6:23 to preserve the victory.
- Iowa became only the second unranked team to score at least 72 points at Wisconsin under Bo Ryan (Minnesota had 74 in Feb '06).
- The 72 points are the most Wisconsin, who leads the country in scoring defense, has allowed this season. The previous high was 61 against Marquette.
- Iowa did a good job possessing the ball, turning the ball over only 10 times for the second straight game.
- Iowa shot 58 percent (15-of-26) from the field in the second half.
- Matt Gatens grabbed a career-high 12 rebounds and matched a personal best with two blocks.

BIG TEN RANKINGS

Iowa ranks second in the Big Ten in free throw percentage (.746); third in scoring (77.5) and steals (8.3); fourth in rebounding (37.0), and fifth in assists (15.6), turnover margin (+3.9) and assist/turnover ratio (1.4).

Individually, Roy Devyn Marble ranks second in assist/turnover ratio (4.2); ninth in steals (1.5) and assists (3.7). Matt Gatens ranks first in free throw (.909); 13th in steals (1.4) and 15th in scoring (13.3). Melsahn Basabe ranks seventh in rebounding (6.3), while Bryce Cartwright ranks sixth in assists (4.1) and fifth in assist/turnover ratio (2.3).

2011-12 Iowa Hawkeye Roster

No.	Name	Pos.	Ht.	Wt.	Yr.	Hometown (High School/College)
0	Gabriel Olaseni	C	6-10	225	Fr.	London, England (Sunrise Christian Academy)
1	Melsahn Basabe	F	6-7	225	So.	Glen Cove, N.Y. (St. Mark's)
2	Josh Oglesby	G	6-5	190	Fr.	Cedar Rapids, Iowa (Washington)
3	Cody Cox	F	6-4	196	So.	Waterloo, Iowa (Waterloo West)
4	Roy Devyn Marble	G/F	6-6	194	So.	Southfield, Mich. (Lathrup)
5	Matt Gatens	G	6-5	212	Sr.	Iowa City, Iowa (Iowa City)
11	Christopher Rickert	F	6-3	180	Jr.	Sioux City, Iowa (Bishop Heelan)
13	Kyle Denning	G	6-2	150	Fr.	Cedar Falls, Iowa (Northern University HS)
14	Stephen McCarty	G	6-0	155	So.	Auburn Hills, Mich. (West Bloomfield)
15	Zach McCabe	F	6-7	232	So.	Sioux City, Iowa (Bishop Heelan)
20	Andrew Brommer	F	6-9	247	Sr.	Rosemount, Minn. (Rosemount)
24	Bryce Cartwright	G	6-1	188	Sr.	Compton, Calif. (Dominguez/Paris JC)
25	Eric May	G/F	6-5	217	Jr.	Dubuque, Iowa (Wahlert)
30	Aaron White	F	6-8	225	Fr.	Strongsville, Ohio (Strongsville)
32	Branden Stubbs	G	6-2	175	So.	Pleasant Hill, Iowa (Des Moines Christian)
34	Darius Stokes	F	6-7	203	Fr.-RS	Cedar Rapids, Iowa (Linn-Mar)
35	Devon Archie	F	6-9	222	Sr.-RS	Indianapolis, Ind. (Vincennes CC)

Head Coach: Fran McCaffery

Assistant Coaches: Kirk Speraw, Sherman Dillard, Andrew Francis

Head Coach Fran McCaffery

Fran McCaffery is in his second season as the head basketball coach at the University of Iowa and his 16th year overall as a college head coach. McCaffery spent five seasons (2005-10) as the head coach at Siena, six years at UNC-Greensboro (1999-2005) and three seasons at Lehigh (1985-88) before joining the Hawkeyes.



McCaffery has nearly three decades of Division I coaching experience. He completed his 29th season as a collegiate coach in 2011, which includes 15 years as a head coach and 14 as an assistant.

McCaffery, 50, holds a career mark of 271-203 (.572) and guided his teams to six postseason appearances (five NCAA, one NIT). He is 20-26 (.435) at Iowa.

McCaffery's five years at Siena were the best in its 70-year history. He led the Saints on an incredible run that ended with three straight Metro Atlantic Athletic Conference championships and NCAA Tournament appearances. In so doing, Siena became the only program in the country to win its regular season and postseason title the last three years.

McCaffery's Saints owned a 112-51 (.687) record in his five years with the program. He guided the Saints to four consecutive 20-win seasons, something that has never been accomplished before at the Siena.

The 2009 MAAC Coach of the Year and 2010 District I Coach of the Year is the third winningest coach, by percentage, in league history (68-22, .756). He is the only coach to guide a MAAC program to two NCAA Tournament wins. McCaffery led his 2008 and 2009 teams to first round NCAA Tournament victories over Vanderbilt and Ohio State, respectively.

In his final two seasons at Siena, he coached the Saints to back-to-back 27-win campaigns and boasted a combined 39-3 (.929) record against MAAC opponents, which included MAAC Tournament contests.

McCaffery began his coaching career as an assistant at Penn (1982-83) and Lehigh (1983-85). Then at age 26, he became the nation's youngest Division I head coach when hired by Lehigh in 1985. After three seasons as head coach at Lehigh, he spent 11 seasons as an assistant at Notre Dame (1988-99).

McCaffery played basketball at Wake Forest his freshman year (1977-78) and then concluded his collegiate playing career at Penn his final three seasons (1979-82).

He earned his B.S. degree in Economics from The Wharton School (Penn) in 1982. McCaffery also earned a Master of Education from Lehigh in 1985.

COACHING HONORS

NABC District I Coach of the Year, 2009-10

MAAC Coach of the Year, 2008-09

HEAD COACHING EXPERIENCE

Lehigh (1985-88):49-39 (.557); 8-6 (.571) League
UNC-Greensboro (1999-05).....90-87 (.508); 49-47 (.510) League
Siena (2005-10)112-51 (.687); 68-22 (.756) League
Iowa (2010-present):20-26 (.435); 5-15 (.250) League

McCaffery File

Born: May 23, 1959
Hometown: Philadelphia, Pa.
High School: LaSalle, 1977
College: B.S. in Economics, The Wharton School (Penn), 1982
Master of Education, Lehigh, 1985
Family: Wife, Margaret
Sons, Connor, Patrick and Jonathan Francis
Daughter, Marit Katherine
Brother, Jack (sportswriter in Philadelphia area)

Coaching Honors

MAAC Coach of the Year, 2009

NABC District I Coach of the Year, 2009-10

Coaching History (29 years)

1982-83	Assistant Coach, Penn
1983-85	Assistant Coach, Lehigh
1985-88	Head Coach, Lehigh
1988-99	Assistant Coach, Notre Dame
1999-05	Head Coach, UNC-Greensboro
2005-10	Head Coach, Siena
2010-present	Head Coach, University of Iowa

Coaching Chart

Overall (15 seasons): 271-203 (.572)

At Iowa (two seasons): 20-26 (.435)

At Siena (five seasons): 112-51 (.688)

At UNCG (six seasons): 90-87 (.508)

At Lehigh (three seasons): 49-40 (.551)

NCAA Tournament (five appearances*): 2-5

NIT (one appearance): 0-1

**McCaffery is the first coach to bring three different programs from one-bid leagues to the NCAA Tournament (conferences that sent just one team the year his program advanced).*

McCaffery in Postseason Play

1988	NCAA Tournament - - Lehigh
1989	NCAA Tournament - - Notre Dame
1990	NCAA Tournament - - Notre Dame
1992	NIT - - Notre Dame
1997	NIT - - Notre Dame
2001	NCAA Tournament - - UNC-Greensboro
2002	NIT - - UNC-Greensboro
2008	NCAA Tournament - - Siena
2009	NCAA Tournament - - Siena
2010	NCAA Tournament - - Siena

Playing Experience

Wake Forest, 1977-78

Penn, 1979-82

2011-12 Big Ten Standings/Schedule

Team	Big Ten	Pct.	Overall	Pct.
Michigan State	2-0	1.000	13-2	.867
Michigan	2-0	1.000	12-2	.857
Purdue	2-0	1.000	12-3	.800
Indiana	1-1	.500	13-1	.929
Illinois	1-1	.500	12-3	.800
Wisconsin	1-1	.500	12-3	.800
Ohio State	1-1	.500	13-2	.867
Northwestern	1-1	.000	11-3	.786
IOWA	1-1	.500	9-6	.600
Minnesota	0-2	.000	12-3	.800
Nebraska	0-2	.000	8-5	.615
Penn State	0-2	.000	8-7	.533

Tuesday, January 3

Nebraska at Ohio State, 5:30 p.m. (BTN)

Michigan State at Wisconsin, 6 p.m. (ESPN2)

Wednesday, January 4

Illinois at Northwestern, 6 p.m. (BTN)

Iowa at Minnesota, 8 p.m. (BTN)

Thursday, January 5

Purdue at Penn State, 7 p.m. (BTN)

Michigan at Indiana, 8 p.m. (ESPN2)

Saturday, January 7

Nebraska at Illinois, Noon (BTN)

Ohio State at Iowa, 2 p.m. (BTN)

IOWA STATISTICAL CATEGORY LEADERS

LED IN SCORING:	Roy Devyn Marble (5)
REACHED DOUBLE FIGURES:	Gatens (10)
30+ POINT GAMES:	Basabe (8)
20+ POINT GAMES:	Gatens (3)
LED IN REBOUNDING:	Basabe (8)
DOUBLE-FIGURE REBOUNDS:	Basabe (3)
DOUBLE-DOUBLES:	Basabe (3)
LED IN ASSISTS:	Cartwright (7)
LED IN STEALS:	Marble (7)
LED IN BLOCKS:	Basabe (6)
5+ FTA GAMES:	Gatens, Marble (6)

*includes ties for team lead

LATE GAME CLUTCH FREE THROW SHOOTING

IN FINAL FIVE MINUTES OF GAME

Player	FTM	FTA	Pct.
Matt Gatens	17	17	1.000
Kyle Denning	2	2	1.000
Roy Devyn Marble	6	6	1.000
Bryce Cartwright	6	6	1.000
Eric May	2	2	1.000
Gabriel Olaseni	2	2	1.000
Branden Stubbs	2	2	1.000
Josh Oglesby	4	5	.800
Aaron White	9	10	.900
Zach McCabe	3	4	.750
Melsahn Basabe	2	3	.667
Roy Devyn Marble	4	8	.500
TOTALS	59	69	.855

IN FINAL TWO MINUTES OF GAME

Player	FTM	FTA	Pct.
Matt Gatens	10	10	1.000
Branden Stubbs	2	2	1.000
Eric May	2	2	1.000
Josh Oglesby	4	5	.800
Aaron White	3	4	.750
Roy Devyn Marble	3	5	.600
Melsahn Basabe	0	1	.000
TOTALS	24	29	.828

IN FINAL ONE MINUTE OF GAME

Player	FTM	FTA	Pct.
Matt Gatens	10	10	1.000
Branden Stubbs	2	2	1.000
Aaron White	2	2	1.000
Josh Oglesby	3	3	1.000
Roy Devyn Marble	3	4	.750
Melsahn Basabe	0	1	.000
TOTALS	20	21	.952

2011-12 Captains

Iowa captains are seniors Bryce Cartwright, Eric May and Matt Gatens.

ALL-TIME SERIES

Minnesota holds a 100-88 advantage in the series that began with a 47-10 Gopher win in 1902. The Gophers have won the last six meetings.

The Gophers hold a 60-33 advantage in games played at Minnesota. Minnesota has won five of the last six meetings in Williams Arena, including three straight. Iowa's last victory over the Golden Gophers came on Feb. 7, 2007 (91-78) in Minneapolis.

The teams have met twice in the Big Ten Tournament. Along with a 2006 win in Indianapolis, Iowa defeated the Gophers 81-78 in the 2000 event at the United Center in Chicago. Iowa also defeated the Gophers at a neutral site (Los Angeles) early in the 1964-65 season.

SCOUTING MINNESOTA

- Wednesday will be Minnesota's conference home opener after losing its first two games on the road by narrow margins. The Golden Gophers lost at Illinois (81-72) in two overtimes on Dec. 27, and most recently fell at nationally-ranked Michigan (61-56) on Jan. 1.
- Minnesota's last home game was Dec. 22 against North Dakota State, which was a 63-59 victory. The Gophers are a perfect 10-0 at home this season, averaging 10,957 fans at Williams Arena.
- Rodney Williams and Julian Welch led Minnesota at Michigan on Sunday, each scoring 11 points. Ralph Sampson III grabbed a team-high 10 boards. Minnesota yielded 15 offensive rebounds and 19 Wolverine second-chance points in the five-point loss.
- Forward Trevor Mbakwe, last season's rebounding leader in the Big Ten, will miss the remainder of the 2011-12 season with a torn ACL. Mbakwe suffered the injury in the second half of Minnesota's loss to Dayton in the Old Spice Classic title game in Orlando on Nov. 27. Mbakwe, who was a second team All-Big Ten selection in 2011, averaged 14 points and 9.1 rebounds in seven games this season.
- Minnesota ranks first in the Big Ten in blocks (5.7), second in rebounds allowed (30.3) and steals (8.8), and fourth in assists (15.9) and field goal percentage (.479).
- Rodney Williams ranks second in the Big Ten in blocked shots (1.5), third in steals (1.9), fourth in field goal percentage (.604). He averages 9.7 points and 4.9 rebounds. Julian Welch is the team's leading scorer, averaging 10.3 points, and assists leader (2.5).

IOWA, MINNESOTA TIP-INS

- Minnesota's roster is comprised of 15 student-athletes. The roster consists of two seniors, three juniors, five sophomores and five freshmen. Five players hail from Minnesota, two from Tennessee and California, and one each from Louisiana, Nebraska, Georgia, Missouri, Latvia and Canada.
- Iowa's roster includes one player from the state of Minnesota: senior Andrew Brommer (Rosemount).
- Iowa and Minnesota have made the fewest 3-pointers amongst Big Ten teams. The Hawkeyes have made 75, while the Gophers have sank 72.
- Minnesota Associate Head Coach Ron Jirsa was head coach at Georgia in 1998 when the Bulldogs scored a 100-93 win over Iowa in the first round of the NIT in Iowa City.
- Minnesota Assistant Coach Vince Taylor previously served as an assistant Coach at Louisville (1999-05). During that time Iowa defeated the Cardinals on two occasions. Iowa won 70-69 in overtime in the John Wooden Tradition in Indianapolis in 2003-04. The following season the Hawkeyes defeated Louisville 76-71 in the first round of the Maui Classic. Iowa placed second in that event, falling in the final to eventual national champion North Carolina.
- Minnesota Assistant Coach Saul Smith played for his father, Tubby, at Kentucky during his college career. Smith was a member of the 2001 Wildcat team that defeated Iowa 92-79 in the second round of the NCAA Tournament in Long Island, N.Y. Smith contributed eight points, five assists and three rebounds in 35 minutes of action.



Iowa Athletic Communications

5300 Carver-Hawkeye Arena, Iowa City, IA 52242
Phone: 319-335-9411 • Fax: 319-335-9417
hawkeyesports.com • hawkeyebasketball.com

MBB CONTACT: MATTHEW WEITZEL

office: 319-335-6590 • cell: 319-430-8176
email: matthew-weitzel@hawkeyesports.com
Twitter: @BigWeitz

Practice Coverage

All Iowa men's basketball practices are closed to the media and public.

Coach and Player Interviews

Media interested in setting up interviews with players and/or coaches need to coordinate their requests through Matthew Weitzel in the Iowa Athletic Communications Office.

Social Media

In addition to obtaining the most up-to-date information on Iowa's official website: hawkeyesports.com, fans and media can also get additional information, notes, photos, promotions, videos and more via Iowa basketball's social media sites. Follow Hawkeye hoops on Twitter (@IowaHoops) and on Facebook ([facebook.com/hawkeyebasketball](https://www.facebook.com/hawkeyebasketball)).

Press Conferences

Following is a list of dates for basketball news conferences with Fran McCaffery. The news conferences will begin at 2 p.m. in the Press Room of Carver-Hawkeye Arena. Selected players will be available after McCaffery meets with the media.

The news conference times on Jan. 6 and 12 may change due to its winter break practice schedule.

Following are the news conference dates:

Jan.	Fri, 6th	Thurs, 12th	Tues, 24th
Feb.	Fri, 3rd	Tues, 14th	Tues, 21st
March	Fri, 2nd		

Big Ten Tele-Conferences

Media have an opportunity to ask questions to each Big Ten coach every Monday morning beginning January 9. For a detailed schedule and phone number, email Valerie Todryk Krebs at the Big Ten office: vtodrvrk@bigten.org.

Coach McCaffery speaks for 10 minutes starting at 9:10 a.m. (CT).

Postgame Interviews

Postgame press conferences include both head coaches in the Media Room. Requested Iowa players will also be available in the Media Room while visiting players outside their locker room.

MINNESOTA WON THE PREVIOUS MEETING

Cold shooting doomed Iowa in a 62-45 loss to No. 25 Minnesota on Feb. 13, 2011, in Iowa City. The 45 points were the lowest point total the Hawkeyes posted last season.

Iowa jumped out to a 14-6 advantage the first 10 minutes, but Minnesota closed the half on a 24-6 surge to lead 30-20 at halftime. The Hawkeyes sank three 3-pointers the first 10 minutes, but were only able to make three more the rest of the game against Minnesota's zone defense.

Bryce Cartwright was the only Hawkeye to post double figures in scoring, netting 11. The junior also was credited with a game-high seven assists.

Iowa did a good job on Minnesota forward Trevor Mbakwe the first half, allowing the junior only two points and two rebounds. However, Mbakwe got loose in the second stanza finishing with 24 points and five boards.

MINNESOTA COACH TUBBY SMITH

Tubby Smith is in his fifth year at Minnesota and his 21st season as a college head coach. Smith has led Minnesota to a 92-56 (.622) record and his career mark stands at 479-201 (.704). Smith posted a 79-43 mark in four seasons at Tulsa (1991-95), a 45-19 mark in two seasons at Georgia (1995-97) and a 263-83 record in 10 years at Kentucky (1997-07). He has also served as an assistant coach at Virginia Commonwealth, South Carolina and Kentucky.

Smith led the Gophers to a 21-14 finish in 2010 and a second consecutive NCAA Tournament appearance. Also, Minnesota, as a six seed, advanced to the 2010 Big Ten Tournament championship game before falling to champion Ohio State. Smith guided Minnesota to a 22-11 finish and an NCAA Tournament appearance in 2009. He led his first Minnesota team to an appearance in the 2008 NIT, after coaching his team in the NCAA Tournament for 14 consecutive years while at Kentucky and Georgia. He is one of four active Division I coaches to take three different teams to the Sweet 16. He was national Coach of the Year in 1998, 2003 and 2005. His Kentucky teams won five SEC regular season titles and five SEC Tournament championships. Smith boasts a 29-13 record in the NCAA Tournament.

Smith is 7-1 vs. the Iowa Hawkeyes.

CARTWRIGHT RECOGNIZED BY WEBSITE

Point guard Bryce Cartwright was recognized Monday by the website *College Sports Madness* for his performances last week. The website named the Iowa senior its Big Ten Player of the Week, which marks the second consecutive week a Hawkeye has been honored (Roy Devyn Marble).

Cartwright helped lead Iowa to victory at Wisconsin. The senior scored 10 of his season-high 17 pts in the second half to help give distance between Iowa and the Badgers down the stretch. He also had five assists and only one turnover in 31 minutes off the bench against Wisconsin. For the week he shot 50 percent from the field and had nine assists to only two turnovers.

BALANCED SCORING

Iowa has six players averaging 7.1 points or more. Matt Gatens is first on the team (13.3), followed by Roy Devyn Marble (11.1), Melsahn Basabe (10.1), Aaron White (9.6), Eric May (7.3) and Zach McCabe (7.1).

IMPROVED NUMBERS FOR MARBLE

Last season, Roy Devyn Marble averaged 5.7 points, 2.4 rebounds, and was credited with 41 assists and 21 steals in 31 contests. He started the last six of 2010-11. Also, he shot 53 percent from the free throw line (35-of-66).

This year, Marble has seen improved numbers, averaging 11.1 points, 3.1 rebounds, and has collected 55 assists and 23 steals in 15 contests. He has started the last seven. From the foul line this season, the sophomore has seen significant improvement, shooting 74 percent (49-of-66). The 66 free throw attempts are the third most by a Big Ten student-athlete this season.

Big Ten Career FT%

1.	.898 (535-596)	Steve Alford, IND	1983-87
2.	.885 (448-506)	Joe Crispin, PSU	1997-01
3.	.874 (285-326)	Matt Gatens, IOWA	2008-
	.870 (260-299)	Rick Olson, WIS	1982-86
5.	.868 (223-257)	Pete Liskick, PSU	1993-98
	.868 (231-266)	Jamar Butler, OSU	2005-08
7.	.867 (273-315)	Jerry Sichting, PUR	1975-79
8.	.864 (393-455)	Kenneth Lowe, PUR	1999-04
9.	.862 (257-298)	John Ritter, IND	1970-73
	.862 (250-290)	Jody Finney, OSU	1967-70
	.862 (181-210)	Jeff Grose, NU	1985-89

Iowa Career Scoring

8.	1,561	Den Oliver	1998-01
9.	1,525	Andre Woolridge	1995-97
10.	1,522	Don Nelson	1960-62
11.	1,516	Greg Brunner	2003-06
12.	1,502	Jeff Horner	2003-06
13.	1,372	Ed Horton	1986-89
14.	1,361	Bruce King	1975-77
15.	1,343	James Moses	1989-92
16.	1,302	Matt Gatens	2008-
17.	1,248	Jeff Moe	1985-88
18.	1,230	Kenyon Murray	1993-96
19.	1,189	Kevin Boyle	1979-82
20.	1,188	Dave Gunther	1957-59
	1,188	Bill Logan	1954-56
22.	1,181	Val Barnes	1991-93
23.	1,176	Sam Williams	1967-68
24.	1,172	John Johnson	1969-70
25.	1,168	Chad Calabria	1968-70

Iowa Career 3-Pointers Made

1.	262	Jeff Horner (2003-06)
2.	226	Chris Kingsbury (1994-96)
3.	214	Kent McCausland (1996-99)
4.	212	Adam Haluska (2005-07)
5.	193	Brody Boyd (2001-04)
6.	185	Matt Gatens (2008-)

Iowa Career 3-Pointers Attempted

1.	713	Jeff Horner (2003-06)
2.	645	Chris Kingsbury (1994-96)
3.	582	Adam Haluska (2005-07)
4.	544	Brody Boyd (2001-04)
5.	531	Matt Gatens (2008-)

Big Ten (Active Career Scoring)

Player	School	Points
William Buford	Ohio State	1,665
John Shurna	Northwestern	1,638
Robbie Hummel	Purdue	1,445
Matt Gatens	IOWA	1,302
Brandon Wood	Michigan State	1,293
Verdell Jones III	Indiana	1,248

Big Ten (Active Career Steals)

Player	School	Steals
Draymond Green	Michigan State	148
Matt Gatens	IOWA	116
Robbie Hummel	Purdue	116
Brandon Richardson	Nebraska	113
William Buford	Ohio State	108

LAST THREE GAMES...

Iowa has four players averaging double figures over the last three games: Aaron White (14.3), Melsahn Basabe (14.0), Roy Devyn Marble (14.0) and Matt Gatens (11.0). Basabe has averaged 9.3 rebounds and 2.3 blocks, while Marble averaged 4.0 assists. White also shot 73.7 percent from the field (14-of-19) and 86.7 percent from the foul line (13-of-15) during that stretch.

PAIR OF HAWKEYES EARN WEEKLY BIG TEN HONORS

A pair of Iowa basketball players earned weekly recognition on Dec. 26. Forward Aaron White was tabbed the Big Ten Freshman of the Week by the conference office, while guard Roy Devyn Marble was named Big Ten Player of the Week by the website *College Sports Madness*.

White came off the bench and averaged 15.5 points and 5.5 rebounds in Iowa's victories over Central Arkansas (105-64) and Boise State (81-72). The native of Strongsville, Ohio, shot 66.7 percent from the field and 85.7 percent from the foul line.

This marks the second time White has earned the Big Ten Freshman of the Week award. The 6-foot-8 wing player was recipient of the award on Nov. 14, 2011, after his performance in Iowa's season opener.

Marble led Iowa in scoring in wins over Central Arkansas (19) and Boise State (18). He averaged 18.5 points, shooting 55.6% from the field and 85% from the foul line, and grabbed 5.5 rebounds per contest. The Southfield, Mich., native dished out 11 assists to only 2 turnovers in Iowa's two wins last week. Marble was credited with a personal-best six assists versus Central Arkansas. His three steals, eight rebounds and three blocks against Boise State were also career highs.

GATENS, CARTWRIGHT AND ELIASON REUNITE

Iowa's Matt Gatens and Bryce Cartwright, along with Minnesota's Elliott Eliason traveled overseas together last summer playing for the East Coast All-Stars. The team played in four games in Estonia. Purdue's Anthony Johnson and Mike Bruesewitz of Wisconsin were also on the squad.

STAT SHEET STUFFER

Roy Devyn Marble's level of play has been stellar the last 11 games. The sophomore has averaged a team-best 13.5 points and 3.9 assists during that span. Also, he is shooting 49 percent from the field and 74 percent from the foul line during the 11-game stretch.

Since moving to the starting point guard spot, Marble has led Iowa in scoring five of the last seven games. As a starter this season, he is averaging 15.1 points, 4.6 assists and 3.6 rebounds.

He has amassed a staggering assist/turnover ratio this season. He has 55 assists to only 13 turnovers, ranking second in the Big Ten (4.2). He has posted 18 assists to only three turnovers the last four games.

Marble has been credited with four assists or more 10 times this season, including five or more in five of the last six contests.

HAWKEYES PUSHING THE TEMPO

An even more increased tempo by the Iowa Hawkeyes has led to 10.3 more points per game compared to last season, an increase that ranks second best in the Big Ten.

Big Ten, Largest Points per Game Improvement - - 2010-11 to 2011-12

Team	10-11	11-12	Diff
Indiana Hoosiers	69.6	82.6	+13.0
Iowa Hawkeyes	67.2	77.5	+10.3
Michigan State Spartans	68.8	76.5	+7.7

WHITE LEADS BIG TEN RESERVES IN REBOUNDING

Aaron White leads Big Ten reserves in rebounding. The Iowa freshman has pulled down 69 rebounds. Michigan State's Derrick Nix ranks second (61), Austin Thornton of Michigan State is third (46), while Purdue's Terone Johnson is fourth (45).

IMPROVED DECEMBER STATS FOR BASABE

After a sluggish start to the season, sophomore Melsahn Basabe's numbers in December were solid. Basabe has averaged 13.3 points and 8.4 rebounds Iowa's eight games in December. He shot 44-of-76 (.579) from the field in those contests. The previous seven contests, the native of Glen Cove, N.Y. averaged 6.4 points and four rebounds.

Basabe has led the team in rebounding in six of the last eight contests. For the season, he ranks seventh in the Big Ten in rebounding (6.3).

Basabe has three double-doubles this season (North Carolina A&T, Brown and Boise State). His latest double-double, and ninth of his career, was a 14 point and 11 rebound performance in the Hawkeyes' win over Boise State on Dec. 22.

Melsahn Basabe Double-Doubles This Season (3)

Game	Points	Rebounds
North Carolina A&T (Nov. 14)	15	10
Brown (Dec. 3)	14	10
Boise State (Dec. 22)	14	11

NUMBER OF THE WEEK -- 10

Iowa has won five of its last six games when Melsahn Basabe pulls down 10+ rebounds, including a 3-0 mark in 2011-12.

His three games with 10 or more rebounds ranks fifth best in the conference this season.

Basabe is one of four active Big Ten players with at least 10 games of 10+ rebounds since the beginning of last season. Basabe has accomplished the feat 11 times.

Big Ten, Most Games with 10+ Rebounds -- Since 2010-11 (Active Players)

Jared Sullinger, Ohio State	26
Trevor Mbakwe, Minnesota	24
Draymond Green, Michigan State	22
Melsahn Basabe, Iowa	11

WHITE OUT

Aaron White has been sensational coming off the bench. The freshman, who leads all Big Ten reserves in rebounding (4.6), averaged 14.3 points and 4.3 rebounds the last three games.

White has scored in double digits five times, including four of the last five games. The last five games, White has averaged 14 points, shooting at a 72 percent clip (26-of-36) from the field.

White was named Big Ten co-Freshman of the Week after his performance in Iowa's season opening victory over Chicago State (Nov. 11). The native of Strongsville, Ohio, shined in his Hawkeye debut, leading all scorers and rebounders with 19 points and 10 rebounds.

The 19 points are the most by an Iowa freshman in an opener, equaling Dick Ives' 19 scored against Nebraska in his debut on Dec. 10, 1943. Furthermore, White's performance marked the first time a Hawkeye posted a double-double, in a season opener, since Dean Oliver had 10 points and 12 assists in a victory over Chicago State in 1997. It was the first time a Hawkeye freshman had a double-double, points and rebounds, since Jess Settles had 13 points and 11 rebounds versus Drake in 1993.

STEALING THE ROCK

Iowa is averaging 8.3 steals this season, collecting 10 steals or more in seven times. Last season, the Hawkeyes averaged 6.7 thefts. The 8.3 steals rank third in the Big Ten.

The Hawkeyes have recorded 62 more steals than their opponents this season, which ranks as the third-largest differential in the nation.

Division I, Largest Own/Opp Steals Differential -- 2011-12 (as of Dec. 28)

Team	Own	Opp	Diff
Syracuse Orange	172	82	+90
Ohio State Buckeyes	123	58	+65
Iowa Hawkeyes	124	62	+62
Oregon State Beavers	135	78	+57
Charleston Southern Buccaneers	122	66	+56

MATT GATENS AMONG SELECT GROUP

Matt Gatens is one of five active Division I players with 1,300+ points, 380+ rebounds and 185+ made 3-pointers in a career.

Division I, Active Players with 1,300+ Pts, 380+ Reb & 185+ 3-Pters (Career)

Player, Team	Pts	Reb	3PM
John Shurna, Northwestern	1,638	551	217
Kyle Weems, Missouri State	1,582	712	202
Julius Wells, James Madison	1,410	565	247
Dee Bost, Mississippi State	1,350	401	195
Matt Gatens, Iowa	1,302	388	185

Last Three Games Statistics

#	Player	gp-gs	min	avg	Total		3-Point		F-Throw		Rebounds										pts	avg
					fg-fga	fg%	3fg-fga	3fg%	ft-fa	ft%	off	def	tot	avg	pf	dq	a	to	blk	stl		
30	White, Aaron	3-0	66	22.0	14-19	.737	2-5	.400	13-15	.867	4	9	13	4.3	6	0	1	4	2	1	43	14.3
01	Basabe, Melsahn	3-3	97	32.3	18-28	.643	0-0	.000	6-11	.545	9	19	28	9.3	5	0	0	6	7	2	42	14.0
04	Marble, Roy Devyn	3-3	95	31.7	14-28	.500	0-1	.000	14-21	.667	2	11	13	4.3	5	0	12	2	4	4	42	14.0
05	Gatens, Matt	3-3	108	36.0	10-29	.345	2-7	.286	11-11	1.000	5	15	20	6.7	4	0	11	0	2	1	33	11.0
24	Cartwright, Bryce	3-0	62	20.7	11-25	.440	0-4	.000	4-6	.667	1	4	5	1.7	2	0	11	3	0	0	26	8.7
02	Oglesby, Josh	3-0	45	15.0	4-10	.400	3-6	.500	3-4	.750	1	3	4	1.3	0	0	1	2	0	0	14	4.7
25	May, Eric	3-3	59	19.7	4-17	.235	2-4	.500	4-4	1.000	2	10	12	4.0	5	0	3	2	1	1	14	4.7
15	McCabe, Zach	3-3	50	16.7	6-11	.545	0-2	.000	1-1	1.000	3	7	10	3.3	10	0	0	4	0	0	13	4.3
20	Brommer, Andrew	3-0	16	5.3	0-0	.000	0-0	.000	2-4	.500	0	0	0	0.0	4	0	0	2	0	0	2	0.7
00	Olaseni, Gabriel	1-0	2	2.0	0-1	.000	0-0	.000	0-0	.000	0	0	0	0.0	0	0	0	0	0	0	0	0.0
Team											3	2	5									
Total.....		3	600		81-168	.482	9-29	.310	58-77	.753	30	80	110	36.7	41	0	39	25	16	9	229	76.3
Opponents.....		3	600		86-197	.437	17-66	.258	27-40	.675	38	70	108	36.0	61	1	33	23	7	10	216	72.0

LEADING THE TEAM

Following is the number of times a player led Iowa in scoring, rebounding, assists and steals. If two or more players tied for the team lead, all were credited for that game:

Player	Scoring	Rebounding	Assists	Steals
Devon Archie	---	1	---	---
Melsahn Basabe	1	8	---	1
Andrew Brommer	---	1	---	1
Bryce Cartwright	---	---	7	2
Matt Gatens	4	3	1	5
Aaron White	3	1	---	1
Roy Devyn Marble	5	---	6	7
Eric May	---	1	2	2
Zach McCabe	---	3	---	4
Josh Oglesby	3	---	1	---
Branden Stubbs	---	---	---	1

SINKING THE FREEBEEES

Last year, Iowa's free throw percentage was 67.6 percent. This season, the Hawkeyes have improved in that area, shooting 74.6 percent, which ranks second best in the Big Ten. Twenty-two percent of Iowa's offense this year has come from the foul line.

Starters Matt Gatens (50-of-55, .909), Melsahn Basabe (37-of-52, .712) and Roy Devyn Marble (49-of-66, .742) are a combined 136-of-173 (.786) from the free throw line this year. Gatens ranks third in Big Ten career free throw percentage (.874).

Iowa has been aggressive to the basket the last six games, attempting an average of 25 free throws during that span. The Hawkeyes have made 119-of-152 (.783) from the charity stripe the last six games.

The Hawkeyes have missed only 10 free throws (59-of-69, .855) in the final five minutes of games. Additionally, the Hawkeyes have missed only one free throw (20-of-21, .952) in the final minute.

IMPROVEMENT UNDER McCAFFERY IN SECOND YEAR

Fran McCaffery-coached teams have posted improved win totals and scoring output from their first year to second with McCaffery as a head coach. At Lehigh, his team improved by two wins (13 in 1986 to 15 in 1987). His UNC Greensboro team had four more victories from 2000 (15) and 2001 (19). At Siena his team improved by five victories, registering 15 in 2006 to 20 in 2007.

His Lehigh team averaged 2.8 more points its second year compared to year one. His UNC Greensboro team had a +1.9 scoring increase and +1.8 at Siena. Currently, Iowa is averaging 10.3 more points this year compared to last season.

RECORD

School	1st yr	2nd yr	Diff.
Lehigh	13-15	15-14	+2
UNC Greensboro	15-13	19-12	+4
Siena	15-13	20-12	+5
Iowa	11-20	TBD	TBD

SCORING

School	1st yr	2nd yr	Diff.
Lehigh	74.0	76.8	+2.8
UNC Greensboro	71.7	73.6	+1.9
Siena	74.4	76.2	+1.8
Iowa	67.2	77.5	+10.3

HAWKEYE FAST BREAKS

- The Big Ten is the No. 1 ranked conference in the RPI and Sagarin ratings.
- Iowa did not have a game decided by 10 points or fewer its first 12 contests of the season. However, the Hawkeyes' last three games were decided by nine points (81-72 win over Boise State on Dec. 22), three points (79-76 loss to Purdue on Dec. 28) and seven points (72-65 win at No. 11 Wisconsin).
- Iowa averages 86.2 points in its wins, compared to 64.5 points in its defeats, a differential of 21.7 points. The Hawkeyes own a +14.5 point differential in their scoring defense, and +11.4 rebounding and +8.8 assists margins in wins compared to losses.
- Roy Devyn Marble has 55 assists to only 13 turnovers. His 4.2 assist/turnover ratio ranks first in the Big Ten and eighth nationally.
- Sophomore Zach McCabe is shooting at a 59 percent clip (27-of-46) from the field over the last nine games.
- Matt Gatens ranks 16th on Iowa's all-time scoring chart. The senior is 41 points from tying James Moses (1989-92) for 15th place. Gatens has amassed 1,302 points entering Wednesday's contest at Minnesota.
- Freshman Josh Oglesby became the first Hawkeye reserve to lead the team in scoring, in back-to-back games (Northern Illinois and Creighton), since Ricky Davis paced Iowa with 25 and 18 on the road at Wisconsin (Feb. 3) and Michigan State (Feb. 7), respectively, in 1998. Like Oglesby, Davis accomplished the feat as a freshman.
- At least 10 players have seen action in 11 of Iowa's 15 contests. Iowa's bench averages 30.8 points.
- Iowa has had five players score in double figures three times (North Carolina A&T, Drake and Central Arkansas). The Hawkeyes had five players score 12 points or more in its win over North Carolina A&T (Nov. 14). It marked only the fourth time the Hawkeyes had five players tally 12 points or more in a game (UW-Green Bay in 2003, Michigan in 2004, SIU-Edwardsville in 2010 and North Carolina A&T in 2011).

IOWA'S STATISTICAL COMPARISONS

	All Games	Big Ten	Home Games	Away Games	Iowa Wins	Iowa Losses
Record	9-6	1-1	8-3	1-3	9-0	0-6
Points	77.5	74.0	81.5	66.8	86.2	64.5
Opp. Pts	70.5	72.0	67.6	78.2	64.7	79.2
FG%	.457	.482	.461	.445	.492	.401
FG Def.	.443	.422	.435	.468	.391	.531
3-PT%	.344	.294	.355	.308	.374	.291
3-pt. Def.	.346	.188	.341	.356	.283	.454
FT%	.746	.717	.766	.671	.749	.741
REB	37.0	37.5	38.5	33.0	41.6	30.2
AST	15.6	12.5	17.5	10.5	19.1	10.3
TO	11.5	10.0	11.9	10.5	11.9	11.0
STL	8.3	1.5	9.2	5.8	9.3	6.7
BLK	3.0	4.0	3.5	1.8	3.7	2.0

HAWKEYES ARE TOUGH AT HOME

Iowa has won 80 of its 113 games (.708) in Carver-Hawkeye Arena (15,500) over the last eight seasons, including win streaks of 21 straight overall and 12 straight Big Ten Conference wins. Iowa has won 10 of its last 20 home games against ranked opponents. Iowa was a perfect 17-0 at home in 2006, 14-2 in 2007, 10-8 in 2008, 13-4 in 2009, 9-9 in 2010 and 8-8 in 2011.

IOWA IN CARVER-HAWKEYE ARENA

Iowa has compiled a 356-114 (.757) record in Carver-Hawkeye Arena since the facility opened in January, 1983. Iowa is 162-90 (.643) in Big Ten games and 194-24 (.890) in non-Big Ten contests.

IOWA HISTORY

Iowa has played 2,640 games since beginning basketball in 1902. Iowa's overall record is 1,586-1,054 (.601). That includes a 950-350 (.731) record in home games, a 546-714 (.433) record in contests away from Iowa City, a 704-719 (.495) mark in Big Ten games and a 356-114 (.757) record in Carver-Hawkeye Arena.

COACHING EXPERIENCE

Fran McCaffery has assembled one of the most experienced coaching staffs in the country. Assistant coaches Kirk Speraw, Sherman Dillard and Andrew Francis have over six decades of combined coaching experience. Furthermore, the entire coaching staff combines for 47 years of head coaching experience.

Director of Basketball Operations Jerry Strom is in his 31st season as a member of the Iowa basketball staff.

WELCOME NEW HAWKEYES

Iowa has six new faces on the team this season: Gabriel Olaseni, Josh Oglesby, Aaron White, Stephen McCarty, Kyle Denning and Christopher Rickert. Olaseni, Oglesby and White are on scholarship, while Denning, McCarty and Rickert are walk-ons.

SPERAW TAKING PART IN "SHOTS FROM THE HEART"

Iowa men's basketball assistant coach Kirk Speraw is one of 256 collegiate basketball coaches taking part in the second annual "Shots from the Heart", which is an event created by Angela Lento and Joe Dwyer of collegeinsider.com to increase awareness for the growing problem of Heart Disease and raise money to benefit the Skip Prosser Foundation.

Speraw posted a victory over Old Dominion's Jim Corrigan in the first round of the tournament. He moves on to round two to face Saddi Washington of Oakland University. Speraw shot his free throws, sinking all 25.

The second round will take place in December, while the Sweet 16 and Round of Eight will occur in January, and the semifinals and finals are scheduled for February.

To view the brackets and/or learn how you can contribute to the Skip Prosser Foundation visit: collegeinsider.com.

HAWKEYEBASKETBALL.COM

Check out the Iowa basketball team's new website, HawkeyeBasketball.com, devoted to everything on-and-off-the-court surrounding the program.

HawkeyeBasketball.com, allows fans a chance to go behind the scenes with the Hawkeye basketball program on and off the court. The site is complete with exclusive videos, photo galleries and content featuring the basketball program.

HawkeyeBasketball.com will be updated throughout the year with exclusive videos, including game highlights and player features, along with news stories and other content.

"HAWK TALK WITH FRAN MCCAFFERY"

University of Iowa basketball fans may join Iowa Coach Fran McCaffery and radio announcer Gary Dolphin during the season for the "Hawk Talk with Fran McCaffery" radio call-in show. The show takes place at Carlos O'Kelly's Mexican Cafe in Iowa City from 7-8:30 p.m. Fans can call in and ask the coach a question by calling 1-877-464-2957. Below is the January schedule.

Monday	January 2	Monday	January 23
Wednesday	January 11	Monday	January 30
Wednesday	January 18		

IOWA PHOTOS AVAILABLE

Up-to-date head shots of all Iowa players and coaches are available on the internet at pics.hawkeyebasketball.com. Contact the Iowa Sports Information office if you are in need of additional photos.

HIGHLIGHTS AND SOUND BITES ON SATELLITE

Sound bites with coaches and athletes from Iowa's winter sports teams are available each Thursday throughout the winter (Dec. 1-March 8). The satellite coordinates for the uplinks are: Galaxy 19C, Transponder 04 (same coordinates as Iowa football uplinks this past fall).

ALL-SESSION BIG TEN TOURNAMENT TICKETS ON SALE

All-session tickets for the Big Ten Men's Basketball Tournament are on sale. Tickets can be purchased at the Bankers Life Fieldhouse Box Office, Ticketmaster outlets, ticketmaster.com or by calling Ticketmaster at (800) 745-3000. For more information regarding how to purchase tickets within Iowa's block, contact the UI Athletic Ticket Office. Bankers Life Fieldhouse is the site of the men's tournament from March 8-11, featuring 22 games over eight days.

Big Ten Men's Basketball Tournament all-session tickets for the lower and club levels are available for \$325 through Big Ten university ticket offices only. All-session tickets for the upper levels are available for \$240 or \$175 through Ticketmaster or the Bankers Life Fieldhouse Box Office only.

In addition, the men's tournament will continue to feature a special discounted rate of \$50 for all-session tickets available only to students of Big Ten universities. All students must have a valid student ID for entry. Student section seating will be available in eight balcony sections and orders will be limited to one all-session ticket. Details on the student ticket program will be sent to the university ticket offices for distribution directly to students.

The Big Ten Men's Basketball Tournament will call Indianapolis and Bankers Life Fieldhouse home this March and again in 2014 and 2016. The 2012 tournament marks the eighth time Indianapolis has hosted the Big Ten Men's Basketball Tournament at Bankers Life Fieldhouse.

ON THE HORIZON

Iowa returns home Saturday to face No. 6 Ohio State (2 p.m., BTN). Saturday will be the only regular season meeting between the Hawkeyes and Buckeyes in 2012.

Iowa's 2012 Recruiting Class

Anthony Clemmons, Mike Gesell, Patrick Ingram, Kyle Meyer and Adam Woodbury have signed national letter of intents to attend the University of Iowa.

"I'm very excited about this class," said McCaffery. "We started working immediately upon arrival, in particular, on this group. I want to give particular recognition to how hard each and every one of my assistant coaches has worked. I believe we've addressed specific needs and attracted not only quality, but student-athletes who will fit with what we already have here to ultimately make us a better team."

Iowa's five-member 2012 recruiting class is ranked 19th by ESPN.com and Scout.com.

Paul Biancardi, who is ESPN's national recruiting director, had nothing but praise to say about Iowa's recruiting class and coach McCaffery.

"I'm very impressed, but not surprised, with the class coach McCaffery signed," said Biancardi. "This is a national statement class. Coach McCaffery and his staff have sold the vision and the plan for Iowa basketball in a big time way. It should get the fans of Iowa very excited not only right now but in the future. To be successful in this business you have to be able to recruit, and Fran's a proven recruiter. This is a class, that as it grows and develops together, will be the foundation for Iowa basketball. It will propel the Hawkeyes to the next step, which is the upper half of the Big Ten and NCAA Tournament."

ADAM WOODBURY (7-1, 230)

Woodbury is an All-State center from Sioux City, Iowa. The 7-foot-1, 230-pound was named the Most Valuable Player at the 2011 NBA Players Association Top 100 Camp. Woodbury is the No. 41 ranked player in the Class of 2012 by ESPN.com, No. 42 by Rivals.com and No. 47 by Scout.com. He enters his senior season ranked fourth in career scoring and first in rebounding at East High School. He led the Black Raiders to a combined 59-16 record the last three seasons, including back-to-back conference championships and three consecutive state tournament appearances. Woodbury is a two-time first team All-State, All-Missouri River Conference, All-Northwest Iowa and All-City honoree. As a junior, Woodbury averaged a double-double (18.5 points and 12 rebounds). He averaged 17.4 points and grabbed a school single-season record 315 rebounds (12.1 avg.) his sophomore campaign. Woodbury also participated in the Nike LeBron James Skills Academy and Amare Stoudemire Skills Academy in 2011. He played AAU for Martin Brothers and All-Iowa Attack from seventh through 11th grade. Fellow recruit Mike Gesell was an AAU teammate of Woodbury. Woodbury becomes Iowa's first seven-footer since Seth Gorney (2005-08) and is the tallest Hawkeye since Antonio Ramos (1999), who stood 7-foot-2.

MIKE GESELL (6-1, 180)

Gesell is a three-time first team All-State, All-Conference and All-Metro honoree for South Sioux City High School. Gesell is the No. 73 ranked player in the Class of 2012 by ESPN.com, No. 89 by Scout.com and No. 96 by Rivals.com. As a junior, he averaged 25.2 points, 8.2 assists, 5.5 rebounds and 2.9 steals while being honored as the Nebraska Gatorade Basketball Player of the Year. As a sophomore, Gesell averaged 19.9 points, 6.4 assists, 7.7 rebounds and 3.3 steals. He made 82 percent (158-193) of his free throw attempts as a junior and 79 percent (125-158) as a sophomore. The 6-foot-1, 180-pound guard was a Basketball Super State and All-State Class B Team Captain recipient his sophomore and junior seasons. He holds single season school records for scoring (655), assists (212) and steals (79), career scoring (1,446) and single-game steals (8) and assists (13). Gesell, who is a Wendy's High School Heisman state finalist and will be the team's captain this year, also excels in the classroom, ranking in the top five percent of his class while earning Gold Honor Roll distinction all four years. He also is a three-time Academic All-Conference and NSAA Academic All-State honoree. Fellow recruit Adam Woodbury was a teammate of Gesell on Martin Brothers and the All-Iowa Attack AAU squads.

ANTHONY CLEMMONS (6-1, 185)

Clemmons is a native of Lansing, Mich., and has started the last two years for Sexton High School. The 6-foot-1, 185-pound point guard helped his team to back-to-back conference championships and a Class B state title a year ago. Sexton finished as state runner-up his sophomore season. Clemmons is a two-time All-Conference honoree and was an All-State and All-Area selection in 2011. Clemmons averaged 12.3 points, 4.6 rebounds, 4.1 assists and 3.2 steals his junior year. He will serve as a team co-captain his senior campaign. Clemmons played AAU basketball the last two years with the Michigan Mustangs. He also played football his freshman through junior years at Sexton, earning all-conference honors in 2010, playing fullback, linebacker and safety.

PATRICK INGRAM (6-2, 190)

Ingram is a 6-foot-2, 190-pound guard from Indianapolis. He is a two-year starter and helped North Central High School win back-to-back conference championships and the Class 4A state championship in 2010. His high school team boasted a combined 70-8 record his first three seasons. Ingram averaged 10.4 points, 5.0 rebounds and 2.0 assists his junior campaign. He shot 55.5 percent from the field and 33-percent from beyond the arc. A captain on this year's team, Ingram also played on the AAU circuit for the Eric Gordon All-Stars. His team won the Walt Disney World tournament, Eric Gordon Shootout and the IndyBall Tournament. Ingram was tabbed MVP of the Walt Disney World tournament.

KYLE MEYER (6-10, 220)

Meyer is a 6-foot-10, 220-pound forward from Alpharetta, Ga. Meyer averaged 15 points, 11 rebounds, 3.5 blocks and 2.6 assists for Northview High School as a junior. He earned All-Region and co-MVP accolades as a junior, and was also recognized on the 2010 Pickens All-Tournament team. Meyer, who attends the same high school as Minnesota senior Ralph Sampson III, is a three-year starter. He averaged 10 points, 9.5 rebounds and 2.2 blocks, and earned the team's Coaches Award his sophomore campaign. Meyer garnered all-tournament laurels at the Chattahoochee Tournament as a freshman. Meyer also played AAU basketball for the Atlanta Celtics.

2012 IOWA RECRUITING CLASS

Anthony Clemmons	G	6-1/185	Lansing, Mich. (Sexton HS)
Mike Gesell	G	6-1/180	Sioux City, Neb. (South Sioux City HS)
Patrick Ingram	G	6-2/190	Indianapolis, Ind. (North Central HS)
Kyle Meyer	F	6-10/220	Alpharetta, Ga. (Northview HS)
Adam Woodbury	C	7-1/230	Sioux City, Iowa (East HS)



IOWA
HAWKEYES



MINNESOTA
GOLDEN GOPHERS

2011-12	BIG TEN	AP	ESPN	RPI
9-6	1-1	NR	NR	143

2011-12	BIG TEN	AP	ESPN	RPI
12-3	0-2	NR	NR	18

IOWA AT MINNESOTA // GAME 16
Jan. 4, 2012 (Williams Arena; Minneapolis, Minnesota)

Iowa Player Broadcast Notes



0

Gabriel Olaseni • C

	MIN	PTS	REB	BLK	AST	FG%	FT%
SEASON	5.8	2.3	1.6	0.4	0.4	.500	.750
BIG TEN	2.0	0.0	0.0	0.0	0.0	.000	---
CAREER	5.8	2.3	1.6	0.4	0.4	.500	.750

6-10 • 225 • Fr. • London, England

- Celebrated his 20th birthday Thursday, Dec. 29
- Played limited minutes in eight games
- Grabbed a personal-best 5 rebounds vs. Northern Illinois
- Tied season high with 8 pts vs. UCA and blocked 3 shots
- Converted 6-of-8 (.750) from the free throw line this year



1

Melsahn Basabe • F

	MIN	PTS	REB	BLK	STL	FG%	FT%
SEASON	23.0	9.8	6.1	0.9	0.6	.515	.745
BIG TEN	33.0	14.0	8.5	1.5	1.0	.632	.500
CAREER	24.0	10.6	6.6	1.2	0.4	.555	.723

6-7 • 225 • So. • Glen Cove, N.Y.

- Averaged 13.3 points and 8.4 rebounds the last 8 games
- Scored 14 points in each of Iowa's last 4 outings
- Led Iowa in rebounding 6 of the last 8 contests
- Scored in double digits 25 career times, including the last 6
- 9 career double-doubles, 3 this season



2

Josh Oglesby • G

	MIN	PTS	REB	AST	STL	FG%	FT%
SEASON	17.6	6.9	1.9	1.3	0.2	.439	.647
BIG TEN	14.0	3.0	2.0	0.0	0.0	.500	.000
CAREER	17.6	6.9	1.9	1.3	0.2	.439	.647

6-5 • 185 • Fr. • Cedar Rapids, Iowa

- 60.6% of his pts come from 3-pt territory (63-of-104 pts)
- Led Iowa in scoring vs. NIU, Creighton and Clemson
- 1st Iowa reserve to lead team in consecutive games since '98
- Has made 8 of his last 10 FTs the last 9 contests
- Made at least 1 triple in 12-of-15 games



4

Roy Devyn Marble • G/F

	MIN	PTS	REB	AST	STL	FG%	FT%
SEASON	25.1	11.1	3.1	3.7	1.5	.452	.742
BIG TEN	32.0	12.0	2.5	3.5	0.5	.500	.545
CAREER	21.1	7.5	2.6	2.1	1.0	.410	.636

6-6 • 194 • So. • Southfield, Mich.

- Ranks second in assist/turnover ratio (4.2)
- Double figures in 9 of last 11 games
- Attempted 66 FTs, which ranks third best in the Big Ten
- Has made 37-47(.787) from the FT line the last 5 games
- Averaging 15.1 pts, 4.6 asts as a starter this year (7 games)



5

Matt Gatens • G

	MIN	PTS	REB	AST	STL	FG%	FT%
SEASON	32.5	13.3	4.2	2.5	1.4	.454	.909
BIG TEN	35.0	8.5	9.0	4.0	0.0	.278	1.00
CAREER	34.4	12.1	3.6	2.5	1.0	.400	.874

6-5 • 212 • Sr. • Iowa City, Iowa

- Team co-captain
- Averaged 12.8 pts, 6.3 rebs the last 4 contests
- Leads Big Ten in FT shooting (90%); made last 14 attempts
- Posted double figures 72 career times, and 20+ 12 times
- Has not missed a FT in the final 5 mins this year (17-17)



15

Zach McCabe • F

	MIN	PTS	REB	AST	STL	FG%	FT%
SEASON	19.1	7.1	4.6	0.8	0.9	.506	.714
BIG TEN	19.5	5.5	4.0	0.0	0.0	.625	1.00
CAREER	19.5	6.2	3.9	0.8	0.8	.401	.776

6-7 • 232 • So. • Sioux City, Iowa

- Shooting at a 59% clip (27-46) from the field last 10 games
- Started the last 10 games at forward
- Averages 4.9 rebounds as a starter
- Snagged a career high with 8 boards against C. Arkansas
- Season-high 13 points in win over Chicago State



20

Andrew Brommer • C

	MIN	PTS	REB	BLK	STL	FG%	FT%
SEASON	11.8	2.8	2.6	0.2	0.6	.706	.391
BIG TEN	3.5	1.0	0.0	0.0	0.0	.000	.500
CAREER	10.5	2.2	1.8	0.4	0.3	.545	.451

6-9 • 247 • Sr. • Rosemount, Minn.

- Missed 3 games due to injury (NC A&T, Campbell & IPFW)
- Posted season bests in pts (9) and rebs (4) vs. Brown
- Missed only 5 FGs this season (12-of-17, .706)
- Matched a season high with 5 rebounds vs. C. Arkansas
- Made both FG attempts and had 4 rebs at Northern Iowa



24

Bryce Cartwright • G

	MIN	PTS	REB	AST	STL	FG%	FT%
SEASON	22.1	6.7	1.7	4.1	0.9	.330	.839
BIG TEN	26.0	12.5	1.5	4.5	0.0	.500	.750
CAREER	25.9	7.6	2.2	4.4	0.8	.378	.737

6-1 • 188 • Sr. • Compton, Calif.

- Team co-captain
- Scored a season-high 17 pts and had 5 asts at Wisconsin
- Ranks seventh in Big Ten assists (4.1)
- Had 9 asts in 19 mins. vs. CSU, one shy of a career high
- Dished out 5 assists or more 6 times this season



25

Eric May • F

	MIN	PTS	REB	AST	STL	FG%	FT%
SEASON	20.2	7.3	3.2	1.6	0.9	.420	.700
BIG TEN	19.0	5.5	5.5	0.0	0.0	.273	1.00
CAREER	26.5	8.2	3.7	1.4	1.1	.413	.646

6-5 • 217 • Jr. • Dubuque, Iowa

- Team co-captain
- Pulled down 5 rebs in each of Iowa's last 2 games
- Scored in double figures five times this season
- Had 9 pts and 6 rebs, all in the 2nd half, vs. Purdue
- Tied career best with 20 pts vs. North Carolina A&T




30

Aaron White • F

	MIN	PTS	REB	BLK	STL	FG%	FT%
SEASON	17.8	9.6	4.6	0.4	0.8	.486	.786
BIG TEN	19.5	12.5	3.5	1.0	0.0	.727	.875
CAREER	17.8	9.6	4.6	0.4	0.8	.486	.786

6-8 • 225 • Fr. • Strongsville, Ohio

- Averaged 14.3 pts and 4.3 rebs the last 3 contests
- Posted double digits 4 of the last 5 outings
- Two-time Big Ten Freshman of the Week (Dec. 26/Nov. 14)
- Shooting 72% (26-36) from the field the last 5 games
- Scored 16 of his 18 pts in second half at Wisconsin



35

Devon Archie • C

	MIN	PTS	REB	BLK	STL	FG%	FT%
SEASON	10.7	2.3	3.0	0.3	0.6	.636	.500
BIG TEN	---	---	---	---	---	---	---
CAREER	8.6	1.8	2.9	0.3	0.3	.535	.296

6-9 • 222 • Sr. • Indianapolis, Ind.

- Received a medical redshirt in 2009-10
- Did not start playing basketball until high school
- Started Iowa's first 5 games at center this year
- Grabbed a season-high 7 boards in win over NIU
- Did not play vs. IPFW, Brown, Iowa St.; had 2 pts @ UNI

Carver-Hawkeye Arena and Dale and Marilyn Howard Family Pavilion



In September 2011, the University of Iowa completed a \$47 million revitalization of Carver-Hawkeye Arena. That project includes the construction of a practice facility for men's and women's basketball and volleyball, a 10,000-square-foot strength training and cardiovascular center, and an expansion to the Dan Gable Wrestling Complex, in addition to new locker room and support facilities for men's and women's basketball, wrestling and volleyball programs, and office space for the majority of Iowa administrative and coaching staffs.

Carver-Hawkeye Arena's four-story, 75,000-square foot addition has been named the Dale and Marilyn Howard Family Pavilion, named after the Howard's gave a multi-million dollar contribution to the athletic department.

"The Howard's have done so much for our program and the UI Athletics Department," said Iowa head coach Fran McCaffery. "Their generosity has helped pave the way for this beautiful state-of-the-art facility that our program desperately needed. Everything from the offices, locker room, practice gym to the weight room, is first class. We are extremely thankful for the Howard's contribution and are so proud to name the new addition after Dale and Marilyn Howard."

Matt Gatens is in his final season with the Hawkeyes and is ecstatic for the new additions and amenities to Carver-Hawkeye Arena.






“The new facilities are first class,” said Gatens. “After two years of construction, it’s good to finally be able to use the facility in our training efforts. It’s nice to be able to have a practice gym where we can come over and get extra shots up at our leisure. It’s great to be a Hawkeye!”

The addition of the practice facility eliminates the need to have student-athletes in the sports of men’s basketball, women’s basketball and volleyball practice and train at unusual or irregular times of day or at times which are typically reserved for classes. The flexibility created by the practice space also positively impacts the potential for use of the arena for other University and community-related events such as concerts.

The revitalization of the arena also extends into spaces used by the general public on game days and nights, including renovation of select concessions and restroom facilities, and the creation of hospitality and meeting spaces combined with club facilities for fans of the Hawkeyes who choose to participate in a variety of premium seating options similar to that which are available in the Paul W. Brechler Press Box at Kinnick Stadium.






IOWA HAWKEYE BASKETBALL

Updated Iowa Player Bio

Devon Archie



35

Sr., 6-9, 222, Forward
Indianapolis, Ind.
Vincennes CC

- Sidelined due to injury in 2009-10; received a medical redshirt
- Didn't start playing basketball until high school. He played on the junior varsity squad his junior season and varsity year his senior year.
- Career 54.5 percent shooter from the field
- Started five career games, all this year
- Started his first career game in Iowa's 2011-12 season opener vs. Chicago State recording four points and two rebounds
- Grabbed six rebounds in win over NC A&T
- Pulled down a team-high seven rebounds and matched a career high with two steals in win over Northern Illinois

Personal Bests

Points: 10 vs. Xavier, 11/19/10
Rebounds: 11 vs. Xavier, 11/19/10
FGM: 3, 2x, last vs. SIUE, 11/26/10
FGA: 5 vs. SIUE, 11/26/10
3-pt FG: ---
3-pt FGA: ---
FTM: 4 vs. Xavier, 11/19/10
FTA: 7 vs. Xavier, 11/19/10
Assists: 2, 2x, last vs. N'western, 1/12/11
Steals: 2, 2x, last vs. N. Illinois, 11/17/11
Blocks: 3 at Purdue, 1/9/11
Minutes: 21, vs. SIUE, 11/26/10

2011-12 Game-by-Game

Opponent	Date	gs	min	Total		3-Pointers		Free throws		Rebounds				pf	a	t/o	blk	stl	pts	avg	
				fg-fga	pct	3fg-fga	pct	ft-fa	pct	off	def	tot	avg								
CHICAGO STATE	11/11/11	*	17	2-2	1.000	0-0	.000	0-0	.000	1	1	2	2.0	2	1	2	0	1	4	4.0	
NORTH CAROLINA A&T	11/14/11	*	13	0-2	.000	0-0	.000	0-0	.000	1	5	6	4.0	3	1	2	0	0	0	2.0	
NORTHERN ILLINOIS	11/17/11	*	16	2-2	1.000	0-0	.000	0-2	.000	1	6	7	5.0	1	0	1	0	2	4	2.7	
vs Creighton	11/20/11	*	14	1-2	.500	0-0	.000	2-2	1.000	1	2	3	4.5	0	0	0	0	0	4	3.0	
CAMPBELL	11/23/11	*	9	1-2	.500	0-0	.000	0-0	.000	1	1	2	4.0	2	0	3	1	1	2	2.8	
CLEMSON	11/29/11		2	0-0	.000	0-0	.000	0-0	.000	0	0	0	3.3	0	0	0	0	0	0	2.3	
at Northern Iowa	12/06/11		4	1-1	1.000	0-0	.000	0-0	.000	0	1	1	3.0	2	0	1	0	0	2	2.3	
CENTRAL ARKANSAS	12/19/11		4	1-1	1.000	0-0	.000	0-0	.000	0	0	0	2.6	0	0	1	1	0	2	2.3	
Totals			5	79	8-12	.667	0-0	.000	2-4	.500	5	16	21	2.6	10	2	10	3	4	18	2.3

Games played: 8
 Minutes/game: 9.9
 Points/game: 2.3
 FG Pct: 66.7
 FT Pct: 50.0

Rebounds/game: 2.6
 Assists/game: 0.3
 Turnovers/game: 1.3
 Assist/turnover ratio: 0.2
 Steals/game: 0.5
 Blocks/game: 0.4

CAREER STATISTICS

YEAR	G/GS	FG-A	PCT	3-PT	PCT	FT-A	PCT	RB	AVG	PF-FO	AS	TO	BK	ST	PTS	AVG
Junior	23/0	16-32	.500	0-0	.000	6-23	.261	66	2.9	15-0	8	10	7	6	38	1.7
Senior	8/5	8-12	.667	0-0	.000	2-4	.500	21	2.6	10-0	2	10	3	4	18	2.3
TOTALS	31/5	24-44	.545	0-0	.000	8-27	.296	87	2.8	25-0	10	20	10	10	56	1.8



IOWA HAWKEYE BASKETBALL

Updated Iowa Player Bio

Melsahn Basabe



1

So., 6-7, 225, Forward
Glen Cove, N.Y.
St. Mark's

- 2011 Big Ten Conference all-Freshman team
- 2011 Honorable mention All-Big Ten by league coaches and media
- Started all 46 games in his career
- Has nine career double-doubles, including three this season (NC A&T, Brown, Boise State)
- Has scored double figures in seven of the last eight games, including scoring 14 points in each of the last four games
- Career 55.5 percent shooter from the field
- Shooting 63 percent (35-of-56) from the field the last six contests
- Averaged 13.3 points and 8.4 rebounds the last eight games
- Ranks first in team rebounding (6.3) and seventh in the Big Ten
- Tallied 14 points and grabbed five rebounds in win over Chicago State
- Posted his first double-double of the season totaling 15 points and 10 rebounds in win over NC A&T
- Notched a double-double with team highs in points (14) and rebounding (10) in victory over Brown
- Scored a season-best 18 points at Iowa State and grabbed a game-high nine rebounds
- Registered 10 points and five rebounds in win over Drake
- Tallied 14 points and nine rebounds, and equaled a career-best with two steals in the win over Central Arkansas in just 13 minutes of action
- Recorded third double-double of the season in win over Boise State, tallying a game-high 11 boards to go along with 14 points and a season-high four blocks

2011-12 Game-by-Game

Opponent	Date	gs	min	Total		3-Pointers		Free throws		Rebounds				pf	a	t/o	blk	stl	pts	avg	
				fg-fga	pct	3fg-fga	pct	ft-fa	pct	off	def	tot	avg								
CHICAGO STATE	11/11/11	*	20	3-7	.429	0-0	.000	8-8	1.000	2	3	5	5.0	1	0	0	0	1	14	14.0	
NORTH CAROLINA A&T	11/14/11	*	31	4-8	.500	0-0	.000	7-8	.875	3	7	10	7.5	2	1	4	1	0	15	14.5	
NORTHERN ILLINOIS	11/17/11	*	20	2-3	.667	0-0	.000	4-4	1.000	1	1	2	5.7	1	0	0	1	0	8	12.3	
vs Creighton	11/20/11	*	17	1-3	.333	0-0	.000	0-2	.000	0	3	3	5.0	4	1	2	0	2	2	9.8	
CAMPBELL	11/23/11	*	19	1-5	.200	0-0	.000	0-0	.000	3	0	3	4.6	2	0	1	0	0	2	8.2	
IPFW	11/26/11	*	11	1-2	.500	0-0	.000	0-0	.000	1	3	4	4.5	3	1	2	0	1	2	7.2	
CLEMSON	11/29/11	*	20	1-6	.167	0-0	.000	0-0	.000	1	0	1	4.0	0	0	1	1	0	2	6.4	
BROWN	12/03/11	*	24	5-12	.417	0-0	.000	4-7	.571	2	8	10	4.8	2	0	1	1	0	14	7.4	
at Northern Iowa	12/06/11	*	26	4-8	.500	0-0	.000	0-0	.000	0	6	6	4.9	3	1	2	0	1	8	7.4	
at Iowa State	12/09/11	*	32	7-12	.583	0-0	.000	4-6	.667	4	5	9	5.3	1	0	2	0	0	18	8.5	
DRAKE	12/17/11	*	25	4-7	.571	0-0	.000	2-3	.667	2	3	5	5.3	3	0	3	2	1	10	8.6	
CENTRAL ARKANSAS	12/19/11	*	13	6-9	.667	0-0	.000	2-3	.667	1	8	9	5.6	2	0	0	1	2	14	9.1	
BOISE STATE	12/22/11	*	31	6-9	.667	0-0	.000	2-3	.667	4	7	11	6.0	0	0	0	4	0	14	9.5	
PURDUE	12/28/11	*	33	6-8	.750	0-0	.000	2-3	.667	0	8	8	6.1	1	0	3	2	0	14	9.8	
at Wisconsin	12/31/11	*	33	6-11	.545	0-0	.000	2-5	.400	5	4	9	6.3	4	0	3	1	2	14	10.1	
Totals			15	355	57-110	.518	0-0	.000	37-52	.712	29	66	95	6.3	29	4	24	14	10	151	10.1

Games played: 15
Minutes/game: 23.7
Points/game: 10.1
FG Pct: 51.8
FT Pct: 71.2

Rebounds/game: 6.3
Assists/game: 0.3
Turnovers/game: 1.6
Assist/turnover ratio: 0.2
Steals/game: 0.7
Blocks/game: 0.9

- Scored 14 points on 6-8 shooting from the field and 2-3 from the free throw line, and grabbed a team-best eight rebounds in home game vs. Purdue
- Netted 14 points, corralled nine rebounds and equaled a personal best with two steals in win at #11 Wisconsin

Personal Bests

Points: 25 at Michigan, 1/30/11
Rebounds: 14 vs. Iowa State, 12/10/10
FGM: 9 at Michigan, 1/30/11
FGA: 14 vs. Iowa State, 12/10/10
FTM: 8, 2x, last at Indiana, 2/5/11
FTA: 11 vs. Ohio State, 1/4/11
Assists: 2, 2x, last at Illinois, 2/26/11
Steals: 2, 4x, last at Wisconsin, 12/31/11
Blocks: 7 vs. Iowa State, 12/10/10
Minutes: 37 vs. Wisconsin, 2/9/11

CAREER STATISTICS

YEAR	G/GS	FG-A	PCT	3-PT	PCT	FT-A	PCT	RB	AVG	PF-FO	AS	TO	BK	ST	PTS	AVG
Fresh.	31/31	131-229	.572	0-0	.000	80-112	.714	210	6.8	83-2	9	65	41	12	342	11.0
Soph.	15/15	57-110	.518	0-0	.000	37-52	.712	95	6.3	29-0	4	24	14	10	151	10.1
TOTALS	46/46	188-339	.555	0-0	.000	117-164	.713	305	6.6	112-2	13	89	55	22	493	10.7



IOWA HAWKEYE BASKETBALL

Updated Iowa Player Bio

Andrew Brommer



20

Sr., 6-9, 247, Forward
Rosemount, Minn.
Rosemount HS

- Missed three games due to an injured knee (Chicago State, Northern Illinois and Creighton)
- Shooting 71 percent from the field this season (12-of-17)
- Grabbed five rebounds in win over NC A&T before reinjuring his knee
- Recorded four points and three rebounds in nine minutes of action against Campbell
- Collected a personal-best three steals in win over IPFW
- Tallied two points, three rebounds and made both free throw attempts vs. Clemson
- Netted a season-high nine points and collected four rebounds and a game-high two blocks in victory over Brown
- Registered a season-high 22 minutes at UNI

2011-12 Game-by-Game

Opponent	Date	gs	min	Total		3-Pointers		Free throws		Rebounds				pf	a	t/o	blk	stl	pts	avg
				fg-fga	pct	3fg-fga	pct	ft-fa	pct	off	def	tot	avg							
NORTH CAROLINA A&T	11/14/11	6	1-1	1.000	0-0	.000	0-2	.000	1	4	5	5.0	3	0	1	0	1	2	2.0	
CAMPBELL	11/23/11	9	2-2	1.000	0-0	.000	0-0	.000	1	2	3	4.0	2	0	0	0	0	4	3.0	
IPFW	11/26/11	21	2-2	1.000	0-0	.000	1-5	.200	1	3	4	4.0	4	1	0	0	3	5	3.7	
CLEMSON	11/29/11	15	0-2	.000	0-0	.000	2-2	1.000	2	1	3	3.8	0	0	1	0	0	2	3.3	
BROWN	12/03/11	12	3-3	1.000	0-0	.000	3-6	.500	3	1	4	3.8	3	0	2	2	1	9	4.4	
at Northern Iowa	12/06/11	22	2-2	1.000	0-0	.000	0-0	.000	1	3	4	3.8	2	1	1	0	0	4	4.3	
at Iowa State	12/09/11	12	0-1	.000	0-0	.000	0-0	.000	0	1	1	3.4	3	0	1	0	1	0	3.7	
DRAKE	12/17/11	13	2-2	1.000	0-0	.000	0-0	.000	1	1	2	3.3	2	0	2	0	1	4	3.8	
CENTRAL ARKANSAS	12/19/11	15	0-2	.000	0-0	.000	1-4	.250	1	4	5	3.4	1	1	0	0	0	1	3.4	
BOISE STATE	12/22/11	9	0-0	.000	0-0	.000	0-0	.000	0	0	0	3.1	2	0	0	0	0	0	3.1	
PURDUE	12/28/11	6	0-0	.000	0-0	.000	2-4	.500	0	0	0	2.8	0	0	1	0	0	2	3.0	
at Wisconsin	12/31/11	1	0-0	.000	0-0	.000	0-0	.000	0	0	0	2.6	2	0	1	0	0	0	2.8	
Totals		0	141	12-17	.706	0-0	.000	9-23	.391	11	20	31	2.6	24	3	10	2	7	33	2.8

Games played: 12
Minutes/game: 11.8
Points/game: 2.8
FG Pct: 70.6
FT Pct: 39.1

Rebounds/game: 2.6
Assists/game: 0.3
Turnovers/game: 0.8
Assist/turnover ratio: 0.3
Steals/game: 0.6
Blocks/game: 0.2

Personal Bests

Points: 12, 2x, last at Ohio State, 1/19/11
Rebounds: 6 at Ohio State, 1/19/11
FGM: 6 vs. Iowa State, 12/10/10
FGA: 8 at Ohio State, 1/19/11
FTM: 4 vs. Tennessee State, 1/12/10
FTA: 8 vs. West Virginia, 11/28/08
Assists: 3, 2x, last vs. Ohio State, 1/4/11
Steals: 3, vs. IPFW, 11/26/11
Blocks: 4 vs. Minnesota, 2/13/11
Minutes: 30 at Ohio State, 1/19/11

CAREER STATISTICS

YEAR	G/GS	FG-A	PCT	3-PT	PCT	FT-A	PCT	RB	AVG	PF-FO	AS	TO	BK	ST	PTS	AVG
Fresh.	20/0	9-17	.529	0-0	.000	5-22	.227	23	1.2	29-1	2	7	9	2	23	1.2
Soph.	22/0	10-26	.385	0-1	.000	18-24	.750	28	1.2	38-3	9	11	7	7	38	1.7
Junior	31/0	41-72	.569	0-0	.000	14-33	.424	74	2.4	66-1	22	30	15	6	96	3.1
Senior	12/0	12-17	.706	0-0	.000	9-23	.391	31	2.6	24-0	3	10	2	7	33	2.8
TOTALS	85/0	72-132	.545	0-1	.000	46-102	.451	156	1.8	157-5	36	58	33	22	190	2.2



IOWA HAWKEYE BASKETBALL

Updated Iowa Player Bio

Bryce Cartwright



24

Sr., 6-1, 188, Guard
Compton, Calif.
Dominguez HS
Fresno State/Paris JC

- Team co-captain this season
- 2011 Honorable mention all-Big Ten by league media
- Attended the same high school as Tyson Chandler, Cedric Ceballos, Dennis Johnson and Tayshaun Prince
- Named Big Ten Player of the Week by the web-site *College Sports Madness* on Jan. 2
- Dished out five assists or more six times this season
- Ranks sixth in Big Ten assists (4.1) and fifth in assist/turnover ratio (2.3)
- Collected a game-high six assists to go along with 12 points in win over NCA&T
- Dished out nine assists in only 19 minutes of action in win over Northern Illinois
- Was a perfect 2-2 from 3-point territory finishing with nine points vs. Creighton
- Shared team high in assists with five in win over IPFW
- Missed Iowa's game at UNI due to an injured hamstring and played six minutes at Iowa State
- Notched 12 points, all in the second half, and had three assists in win over Drake, making a career-best eight free throws (8-of-8)
- Tallied a game-high eight assists in the win over Central Arkansas
- Had eight points and four assists in home game vs. Purdue
- Netted a season-high 17 points and dished out a game-high five assists in win at #11 Wisconsin

2011-12 Game-by-Game

Opponent	Date	gs	min	Total		3-Pointers		Free throws		Rebounds				pf	a	t/o	blk	stl	pts	avg	
				fg-fga	pct	3fg-fga	pct	ft-fa	pct	off	def	tot	avg								
CHICAGO STATE	11/11/11	*	15	1-5	.200	0-1	.000	0-0	.000	0	2	2	2.0	0	4	3	0	1	2	2.0	
NORTH CAROLINA A&T	11/14/11	*	27	4-11	.364	0-4	.000	4-4	1.000	1	1	2	2.0	4	6	1	0	2	12	7.0	
NORTHERN ILLINOIS	11/17/11	*	19	1-5	.200	0-1	.000	2-2	1.000	0	1	1	1.7	0	9	0	0	0	4	6.0	
vs Creighton	11/20/11	*	20	3-4	.750	2-2	1.000	1-2	.500	0	1	1	1.5	1	1	0	0	0	9	6.8	
CAMPBELL	11/23/11	*	26	2-8	.250	0-0	.000	0-0	.000	0	1	1	1.4	2	2	3	0	2	4	6.2	
IPFW	11/26/11	*	34	4-8	.500	0-0	.000	4-5	.800	0	3	3	1.7	0	5	4	0	1	12	7.2	
CLEMSON	11/29/11	*	28	2-11	.182	0-1	.000	3-4	.750	0	2	2	1.7	0	2	2	0	1	7	7.1	
BROWN	12/03/11	*	28	2-7	.286	0-0	.000	0-0	.000	0	3	3	1.9	2	5	1	0	2	4	6.8	
at Iowa State	12/09/11		6	0-1	.000	0-0	.000	0-0	.000	0	0	0	1.7	0	2	2	0	0	0	6.0	
DRAKE	12/17/11		28	2-9	.222	0-1	.000	8-8	1.000	0	1	1	1.6	1	3	3	0	1	12	6.6	
CENTRAL ARKANSAS	12/19/11		17	1-6	.167	0-0	.000	0-0	.000	2	1	3	1.7	0	8	3	0	2	2	6.2	
BOISE STATE	12/22/11		10	0-3	.000	0-1	.000	1-2	.500	0	2	2	1.8	1	2	1	0	0	1	5.8	
PURDUE	12/28/11		21	4-10	.400	0-3	.000	0-1	.000	0	1	1	1.7	0	4	1	0	0	8	5.9	
at Wisconsin	12/31/11		31	7-12	.583	0-0	.000	3-3	1.000	1	1	2	1.7	1	5	1	0	0	17	6.7	
Totals			8	310	33-100	.330	2-14	.143	26-31	.839	4	20	24	1.7	12	58	25	0	12	94	6.7

Games played: 14
 Minutes/game: 22.1
 Points/game: 6.7
 FG Pct: 33.0
 3FG Pct: 14.3
 FT Pct: 83.9

Rebounds/game: 1.7
 Assists/game: 4.1
 Turnovers/game: 1.8
 Assist/turnover ratio: 2.3
 Steals/game: 0.9

Personal Bests

Points: 25 vs. N'western, 1/12/11
Rebounds: 6, 3x, last vs. Purdue, 3/5/11
FGM: 9 vs. N'western, 1/12/11
FGA: 19 vs. La. Tech, 12/21/10
3-pt FG: 3, 2x, last vs. Minnesota, 2/13/11
3-pt FGA: 7 vs. Minnesota, 2/13/11
FTM: 8 vs. Drake, 12/17/11
FTA: 8, 2x, last vs. Drake, 12/17/11
Assists: 10 vs. Michigan State, 2/2/11
Steals: 4 vs. Long Beach State, 11/22/10
Blocks: 1, 3x, last vs. UL Monroe, 11/16/10
Minutes: 44 at New Mexico State, 2/14/09

CAREER STATISTICS

YEAR	G/GS	FG-A	PCT	3-PT	PCT	FT-A	PCT	RB	AVG	PF-FO	AS	TO	BK	ST	PTS	AVG
Fresh.	34/20	58-155	.374	17-65	.262	34-46	.739	60	1.8	45-1	109	68	2	27	167	4.9
Soph.	At Paris Junior College															
Junior	31/26	134-341	.393	19-69	.275	52-75	.693	90	2.9	42-0	182	102	1	28	339	10.9
Senior	14/8	33-100	.379	21-83	.253	78-106	.736	114	2.5	54-0	240	127	1	40	433	9.6
TOTALS	79/54	225-596	.378	38-148	.257	112-152	.737	174	2.2	99-1	349	195	3	67	600	7.6



IOWA HAWKEYE BASKETBALL

Updated Iowa Player Bio

Cody Cox



11

2011-12 Game-by-Game

Opponent	Date	gs	min	Total		3-Pointers		Free throws		Rebounds				pf	a	t/o	blk	stl	pts	avg
				fg-fga	pct	3fg-fga	pct	ft-fa	pct	off	def	tot	avg							
CHICAGO STATE	11/11/11	3		0-0	.000	0-0	.000	0-0	.000	0	1	1	1.0	0	0	0	0	0	0	0.0
NORTHERN ILLINOIS	11/17/11	2		0-0	.000	0-0	.000	0-0	.000	0	0	0	0.5	0	0	0	0	0	0	0.0
CENTRAL ARKANSAS	12/19/11	2		0-0	.000	0-0	.000	0-0	.000	0	0	0	0.3	1	0	1	0	0	0	0.0
Totals		0	7	0-0	.000	0-0	.000	0-0	.000	0	1	1	0.3	1	0	1	0	0	0	0.0

Games played: 3
Minutes/game: 2.3

Rebounds/game: 0.3
Turnovers/game: 0.3

So., 6-4, 196, Forward
Waterloo, Iowa
Waterloo West

- Non-scholarship athlete
- Competed in six career contests

Personal Bests

Points: ---
Rebounds: 1 vs. Chicago State, 11/11/11
FGM: ---
FGA: 2 vs. SIUE, 11/26/10
3-pt FG: ---
3-pt FGA: 1 vs. SIUE, 11/26/10
FTM: ---
FTA: ---
Assists: 1 vs. SIUE, 11/26/10
Steals: 1 vs. SIUE, 11/26/10
Blocks: ---
Minutes: 7 vs. SIUE, 11/26/10

CAREER STATISTICS

YEAR	G/GS	FG-A	PCT	3-PT	PCT	FT-A	PCT	RB	AVG	PF-FO	AS	TO	BK	ST	PTS	AVG
Fresh.	3/0	0-3	.000	0-1	.000	0-0	.000	0	0.0	1-0	1	0	0	1	0	0.0
Soph.	3/0	0-0	.000	0-0	.000	0-0	.000	1	0.3	1-0	0	1	0	0	0	0.0
TOTALS	6/0	0-3	.000	0-1	.000	0-0	.000	1	0.2	2-0	1	1	0	1	0	0.0



IOWA HAWKEYE BASKETBALL

Updated Iowa Player Bio

Kyle Denning



13

Fr., 6-2, 175, Guard
Cedar Falls, Iowa
Northern University HS

- Non-scholarship athlete
- Saw action in four games
- Sank both free throw attempts in four minutes of action in Iowa's season opening win over Chicago State
- Registered first career field goal and rebound in win over Central Arkansas

Personal Bests

Points: 2 vs. C. Arkansas, 12/19/11
Rebounds: 1 vs. C. Arkansas, 12/19/11
FGM: 1 vs. C. Arkansas, 12/19/11
FGA: 2 vs. C. Arkansas, 12/19/11
3-pt FG: ---
3-pt FGA: 1 vs. C. Arkansas, 12/19/11
FTM: 2 vs. Chicago State, 11/11/11
FTA: 2 vs. Chicago State, 11/11/11
Assists: ---
Steals: ---
Blocks: ---
Minutes: 4 vs. Chicago State, 11/11/11

2011-12 Game-by-Game

Opponent	Date	gs	min	Total		3-Pointers		Free throws		Rebounds				pf	a	t/o	blk	stl	pts	avg
				fg-fga	pct	3fg-fga	pct	ft-fa	pct	off	def	tot	avg							
CHICAGO STATE	11/11/11	4		0-0	.000	0-0	.000	2-2	1.000	0	0	0	0.0	0	0	0	0	0	2	2.0
NORTHERN ILLINOIS	11/17/11	2		0-0	.000	0-0	.000	0-0	.000	0	0	0	0.0	0	0	0	0	0	0	1.0
BROWN	12/03/11	0		0-0	.000	0-0	.000	0-0	.000	0	0	0	0.0	0	0	0	0	0	0	0.7
CENTRAL ARKANSAS	12/19/11	3		1-2	.500	0-1	.000	0-0	.000	0	1	1	0.3	0	0	1	0	0	2	1.0
Totals		0	9	1-2	.500	0-1	.000	2-2	1.000	0	1	1	0.3	0	0	1	0	0	4	1.0

Games played: 4
 Minutes/game: 2.3
 Points/game: 1.0
 FG Pct: 50.0
 3FG Pct: 0.0
 FT Pct: 100.0

Rebounds/game: 0.3
 Turnovers/game: 0.3

CAREER STATISTICS

YEAR	G/GS	FG-A	PCT	3-PT	PCT	FT-A	PCT	RB	AVG	PF-FO	AS	TO	BK	ST	PTS	AVG
Fresh.	4/0	1-2	.500	0-1	.000	2-2	1.000	1	0.3	0-0	0	1	0	0	4	1.0



IOWA HAWKEYE BASKETBALL

Updated Iowa Player Bio

Matt Gatens



5

Sr., 6-5, 212, Guard
Iowa City, Iowa
City HS

- Three-time team co-captain
- Named to the Dale Howard Classic All-Tournament team
- Only missed two games in his career due to injury (2010 vs. South Dakota State and UL Monroe)
- Posted double figures 72 times in his career, including 10 of 15 games this season
- Has not missed a free throw in final five minutes of a contest this season (17-17), including a perfect 10-of-10 mark in the final minute
- Ranks third in Big Ten career free throw percentage (.874, 285-326)
- Ranks first in Big Ten free throw percentage this season (.909, 50-55) and 20th in the country
- Leads team in scoring and ranks 15th in the Big Ten (13.3)
- Ranks 16th in Iowa career scoring (1,302)
- Ranks sixth in career 3-pointers at Iowa (185)
- Has scored 20 points or more in a game 12 times in his career, including three times this year
- Poured in a career-high 27 points and also had six rebounds, four assists and two steals in win over NC A&T
- Notched a team-high 17 points against Campbell, adding five rebounds, two assists and two steals
- Had 15 points on 5-6 shooting from the field and 3-4 from long distance in win over Northern Illinois
- Collected a season and game-high three steals vs. Creighton
- Posted a team-high 22 points and dished out five assists in win over IPFW
- Led team with 20 points in win over Drake, adding six rebounds and a game-high three steals

2011-12 Game-by-Game

				Total		3-Pointers		Free throws		Rebounds											
Opponent	Date	gs	min	fg-fga	pct	3fg-3fga	pct	ft-fita	pct	off	def	tot	avg	pf	a	t/o	blk	stl	pts	avg	
CHICAGO STATE	11/11/11	*	16	2-5	.400	1-4	.250	2-2	1.000	1	0	1	1.0	3	2	0	0	1	7	7.0	
NORTH CAROLINA A&T	11/14/11	*	34	9-15	.600	4-10	.400	5-6	.833	4	2	6	3.5	2	4	1	0	2	27	17.0	
NORTHERN ILLINOIS	11/17/11	*	20	5-6	.833	3-4	.750	2-2	1.000	1	1	2	3.0	1	2	1	0	1	15	16.3	
vs Creighton	11/20/11	*	35	5-12	.417	2-7	.286	1-1	1.000	1	3	4	3.3	2	1	1	0	3	13	15.5	
CAMPBELL	11/23/11	*	40	5-12	.417	1-5	.200	6-6	1.000	1	4	5	3.6	3	2	1	0	2	17	15.8	
IPFW	11/26/11	*	33	6-12	.500	2-3	.667	8-9	.889	0	4	4	3.7	1	5	2	0	2	22	16.8	
CLEMSON	11/29/11	*	33	1-6	.167	0-1	.000	6-7	.857	0	0	0	3.1	2	0	1	0	1	8	15.6	
BROWN	12/03/11	*	30	3-8	.375	1-2	.500	2-2	1.000	1	1	2	3.0	1	1	0	0	1	9	14.8	
at Northern Iowa	12/06/11	*	37	3-9	.333	0-4	.000	0-0	.000	0	4	4	3.1	3	1	1	0	2	6	13.8	
at Iowa State	12/09/11	*	39	3-7	.429	3-6	.500	2-2	1.000	0	4	4	3.2	4	1	2	0	0	11	13.5	
DRAKE	12/17/11	*	40	7-14	.500	1-5	.200	5-7	.714	3	3	6	3.5	2	2	1	0	3	20	14.1	
CENTRAL ARKANSAS	12/19/11	*	22	5-9	.556	1-4	.250	0-0	.000	1	4	5	3.6	2	5	3	0	2	11	13.8	
BOISE STATE	12/22/11	*	38	5-11	.455	1-4	.250	5-5	1.000	1	1	2	3.5	2	3	0	0	1	16	14.0	
PURDUE	12/28/11	*	36	3-9	.333	1-2	.500	4-4	1.000	2	4	6	3.6	1	5	0	0	0	11	13.8	
at Wisconsin	12/31/11	*	34	2-9	.222	0-1	.000	2-2	1.000	2	10	12	4.2	1	3	0	2	0	6	13.3	
Totals			15	487	64-144	.444	21-62	.339	50-55	.909	18	45	63	4.2	30	37	14	2	21	199	13.3

Games played: 15
Minutes/game: 32.5
Points/game: 13.3
FG Pct: 44.4
3FG Pct: 33.9
FT Pct: 90.9

Rebounds/game: 4.2
Assists/game: 2.5
Turnovers/game: 0.9
Assist/turnover ratio: 2.6
Steals/game: 1.4
Blocks/game: 0.1

- Recorded 11 points, five rebounds and five assists in win over Central Arkansas
- Registered 16 points and three assists in win over Boise State
- Netted 11 points, snagged six rebounds and dished out five assists in home game vs. Purdue
- Grabbed a personal-best 12 rebounds and matched a career high with two blocks in win at #11 Wisconsin

Personal Bests

Points: 27 vs. NC A&T, 11/14/11
Rebounds: 12 at Wisconsin, 12/31/11
FGM: 9 vs. North Carolina A&T, 11/14/11
FGA: 21 at Minnesota, 1/16/11
3-pt FG: 5, 4x, last vs. N'western, 1/12/11
3-pt FGA: 11 vs. Minnesota, 2/13/11
FTM: 11 vs. Indiana, 1/23/11
FTA: 12, 2x, last vs. Indiana, 1/23/11
Assists: 8 vs. SC State, 12/21/09
Steals: 5 vs. Idaho State, 12/4/10
Blocks: 2, 2x, last at Wisconsin, 12/31/11
Minutes: 50 vs. Penn State, 3/7/09

CAREER STATISTICS

YEAR	G/GS	FG-A	PCT	3-PT	PCT	FT-A	PCT	RB	AVG	PF-FO	AS	TO	BK	ST	PTS	AVG
Fresh.	32/32	109-258	.422	52-129	.403	75-83	.904	121	3.8	82-2	71	51	10	26	345	10.8
Soph.	32/32	125-338	.370	58-177	.328	84-101	.832	138	4.3	70-0	105	85	3	29	392	12.3
Junior	29/29	118-299	.395	54-163	.331	76-87	.874	71	2.4	44-1	53	42	3	38	366	12.6
Senior	15/15	61-144	.444	21-62	.339	50-55	.909	63	4.2	30-0	37	14	2	21	199	13.3
TOTALS	108/108	416-1039	.400	185-531	.348	285-326	.874	393	3.6	226-3	266	192	18	114	1302	12.1



IOWA HAWKEYE BASKETBALL

Updated Iowa Player Bio

Roy Devyn Marble



4

So., 6-6, 194, Guard/Forward
Southfield, Mich.
Lathrup HS

- Father Roy, is a three-time all-Big Ten performer and Iowa MVP, and the Hawkeyes' all-time leading scorer
- Named Big Ten Player of the Week by the website *College Sports Madness* on Dec. 26
- Boasts a 4.2 assist/turnover ratio (55 assists to only 13 turnovers), which ranks second in the Big Ten
- Averaged 13.5 points the last 11 contests
- Averaged 15.1 points and 4.6 assists the last seven games as a starter
- Netted double figures in nine of the last 11 games
- Has made 37-of-47 (.787) of his free throws over the last five contests
- Recorded at least one steal in 13-of-15 games, including two or more in five of the last eight
- Dished out four assists or more 10 times this year, including five or more in five of the last six contests
- Posted double figures 12 times in his career, including nine of the last 12 games
- Scored a career and game-high 21 points at Iowa State, making a career-best 10-of-11 from the free throw line; added a career-high five assists
- Played career-high 37 minutes at UNI and at Iowa State, making first two starts of the season at point guard
- Tallied a season-high 14 points against Campbell in a career-high 32 minutes, and added four assists and a block
- Collected a personal-best three steals and equaled career highs in rebounds (7) in win over Chicago State
- Scored 11 points, collected four assists, and matched personal bests in rebounding (7) and steals (3) in victory over Brown

2011-12 Game-by-Game

Opponent	Date	gs	min	Total		3-Pointers		Free throws		Rebounds				pf	a	t/o	blk	stl	pts	avg
				fg-fga	pct	3fg-fga	pct	ft-fa	pct	off	def	tot	avg							
CHICAGO STATE	11/11/11	21	3-6	.500	0-2	.000	0-0	.000	2	5	7	7.0	2	4	0	0	3	6	6.0	
NORTH CAROLINA A&T	11/14/11	13	2-6	.333	1-2	.500	0-0	.000	0	1	1	4.0	2	3	1	0	0	5	5.5	
NORTHERN ILLINOIS	11/17/11	17	2-8	.250	0-0	.000	1-2	.500	1	1	2	3.3	0	4	0	0	2	5	5.3	
vs Creighton	11/20/11	21	0-4	.000	0-1	.000	2-2	1.000	1	1	2	3.0	2	1	0	0	1	2	4.5	
CAMPBELL	11/23/11	32	6-12	.500	0-1	.000	2-2	1.000	1	0	1	2.6	3	4	0	1	1	14	6.4	
IPFW	11/26/11	22	4-6	.667	1-1	1.000	2-5	.400	1	1	2	2.5	3	2	3	0	1	11	7.2	
CLEMSON	11/29/11	17	2-8	.250	0-1	.000	2-2	1.000	0	0	0	2.1	0	1	0	1	1	6	7.0	
BROWN	12/03/11	23	4-9	.444	0-0	.000	3-3	1.000	3	4	7	2.8	2	4	0	0	3	11	7.5	
at Northern Iowa	12/06/11	*	37	7-12	.583	0-2	.000	0-3	.000	1	3	4	2.9	4	4	2	0	2	14	8.2
at Iowa State	12/09/11	*	37	5-12	.417	1-1	1.000	10-11	.909	1	3	4	3.0	3	5	2	0	2	21	9.5
DRAKE	12/17/11	*	19	3-7	.429	0-1	.000	4-5	.800	0	1	1	2.8	1	5	2	0	2	10	9.5
CENTRAL ARKANSAS	12/19/11	*	23	5-8	.625	0-0	.000	9-10	.900	2	1	3	2.8	0	6	1	0	1	19	10.3
BOISE STATE	12/22/11	*	31	5-10	.500	0-0	.000	8-10	.800	1	7	8	3.2	1	5	1	3	3	18	10.9
PURDUE	12/28/11	*	35	6-12	.500	0-1	.000	5-8	.625	1	0	1	3.1	2	6	0	1	1	17	11.4
at Wisconsin	12/31/11	*	29	3-6	.500	0-0	.000	1-3	.333	0	4	4	3.1	2	1	1	0	0	7	11.1
Totals		7	377	57-126	.452	3-13	.231	49-66	.742	15	32	47	3.1	27	55	13	6	23	166	11.1

Games played: 15
 Minutes/game: 25.1
 Points/game: 11.1
 FG Pct: 45.2
 3FG Pct: 23.1
 FT Pct: 74.2

Rebounds/game: 3.1
 Assists/game: 3.7
 Turnovers/game: 0.9
 Assist/turnover ratio: 4.2
 Steals/game: 1.5
 Blocks/game: 0.4

- Started first game of the season at UNI, leading team in points (14) and assists (4), while also collecting two steals
- Collected five assists in the win over Drake, in just 19 minutes of action, and added 10 points
- Notched a career-high six assists in win over Central Arkansas, to go along with a game-high 19 points on 5-of-8 field goals and 9-of-10 free throw attempts
- Tallied or equaled career highs in rebounds (8), blocks (3) and steals (3), to go along with 18 points on 5-of-10 field goals and 8-of-10 free throws in win over Boise State
- Opened the Big Ten season by equaling his career high six assists and scoring 17 points in home game vs. Purdue

Personal Bests

Points: 21 at Iowa State, 12/9/11
Rebounds: 8 vs Boise State, 12/22/11
FGM: 8 vs. Indiana, 1/23/11
FGA: 13 vs. Indiana, 1/23/11
3-pt FG: 2, 3x, last at Michigan, 1/30/11
3-pt FGA: 3, 4x, last at Mich. State, 3/2/11
FTM: 10 at Iowa State, 12/9/11
FTA: 11 at Iowa State, 12/9/11
Assists: 6, 2x, last vs. Purdue, 12/28/11
Steals: 3, 3x, last vs. Boise State, 12/22/11
Blocks: 3 vs Boise State, 12/22/11
Minutes: 37, 2x, last at Iowa State, 12/9/11

CAREER STATISTICS

YEAR	G/GS	FG-A	PCT	3-PT	PCT	FT-A	PCT	RB	AVG	PF-FO	AS	TO	BK	ST	PTS	AVG
Fresh.	31/6	66-174	.379	11-41	.268	35-66	.530	74	2.4	41-0	41	34	2	21	178	5.7
Soph.	15/7	57-126	.452	3-13	.231	49-66	.742	47	3.1	27-0	55	13	6	23	166	11.1
TOTALS	43/13	123-300	.410	14-54	.259	84-132	.636	121	2.6	68-0	96	47	8	44	344	7.5



IOWA HAWKEYE BASKETBALL

Updated Iowa Player Bio

Eric May



25

Jr., 6-5, 217, Guard/Forward
Dubuque, Iowa
Wahlert HS

- 2011 Academic All-Big Ten honoree
- Ranks fifth in team scoring (7.3)
- Grabbed five rebounds in both conference games (Purdue and #11 Wisconsin)
- Dished out a game and career-high five assists in win over Chicago State
- Matched a career best with 20 points on 8-12 shooting from the field, including 3-4 from 3-point range, and 1-3 from the foul line and also pulled down a season-high nine rebounds in win over NC A&T
- Tallied 14 points and had four assists in win over Northern Illinois
- Controlled a team-high six rebounds vs. Creighton
- Recorded 10 points at UNI, hitting 5-of-11 field goals
- Notched 10 points and a game-high three steals in win over Central Arkansas
- Went 4-4 from the line against Purdue to equal his career-best free throws made
- Scored all nine of his points and grabbed all six of his rebounds in the second half in home game vs. Purdue

2011-12 Game-by-Game

				Total		3-Pointers		Free throws		Rebounds											
Opponent	Date	gs	min	fg-fga	pct	3fg-fga	pct	ft-fa	pct	off	def	tot	avg	pf	a	t/o	blk	stl	pts	avg	
CHICAGO STATE	11/11/11	*	26	4-10	.400	2-5	.400	2-2	1.000	0	1	1	1.0	1	5	1	1	2	12	12.0	
NORTH CAROLINA A&T	11/14/11	*	32	8-12	.667	3-4	.750	1-3	.333	3	6	9	5.0	2	1	5	0	1	20	16.0	
NORTHERN ILLINOIS	11/17/11	*	19	6-8	.750	2-2	1.000	0-0	.000	0	3	3	4.3	2	4	2	0	0	14	15.3	
vs Creighton	11/20/11	*	23	3-10	.300	0-3	.000	0-0	.000	2	4	6	4.8	3	2	3	1	0	6	13.0	
CAMPBELL	11/23/11	*	20	1-4	.250	0-1	.000	2-4	.500	0	2	2	4.2	2	0	1	0	2	4	11.2	
IPFW	11/26/11	*	11	1-2	.500	0-0	.000	0-0	.000	0	1	1	3.7	2	1	1	0	0	2	9.7	
CLEMSON	11/29/11	*	12	1-6	.167	0-3	.000	0-0	.000	0	2	2	3.4	1	1	0	0	0	2	8.6	
BROWN	12/03/11	*	19	4-8	.500	0-2	.000	0-0	.000	1	3	4	3.5	0	3	0	0	1	8	8.5	
at Northern Iowa	12/06/11	*	30	5-11	.455	0-2	.000	0-1	.000	1	1	2	3.3	3	1	0	0	0	10	8.7	
at Iowa State	12/09/11	*	15	2-5	.400	1-1	1.000	0-0	.000	1	1	2	3.2	3	0	1	0	1	5	8.3	
DRAKE	12/17/11	*	14	0-3	.000	0-2	.000	3-4	.750	2	1	3	3.2	4	1	0	2	2	3	7.8	
CENTRAL ARKANSAS	12/19/11	*	23	3-4	.750	2-2	1.000	2-2	1.000	1	0	1	3.0	0	2	1	0	3	10	8.0	
BOISE STATE	12/22/11	*	21	1-6	.167	1-2	.500	0-0	.000	1	0	1	2.8	1	3	0	1	1	3	7.6	
PURDUE	12/28/11	*	20	2-7	.286	1-2	.500	4-4	1.000	1	5	6	3.1	4	0	1	0	0	9	7.7	
at Wisconsin	12/31/11	*	18	1-4	.250	0-0	.000	0-0	.000	0	5	5	3.2	0	0	1	0	0	2	7.3	
Totals			15	303	42-100	.420	12-31	.387	14-20	.700	13	35	48	3.2	28	24	17	5	13	110	7.3

Games played: 15
Minutes/game: 20.2
Points/game: 7.3
FG Pct: 42.0
3FG Pct: 38.7
FT Pct: 70.0

Rebounds/game: 3.2
Assists/game: 1.6
Turnovers/game: 1.1
Assist/turnover ratio: 1.4
Steals/game: 0.9
Blocks/game: 0.3

Personal Bests

Points: 20, 2x, last vs. NC A&T, 11/14/11
Rebounds: 11 vs. Prairie View A&M, 12/5/09
FGM: 8, 2x, last at Wake Forest, 11/30/10
FGA: 16 vs. South Dakota State, 11/14/10
3-pt FG: 5 vs. Ohio State, 1/27/10
3-pt FGA: 10 vs. Ohio State, 1/27/10
FTM: 4, 3x, last vs. Purdue, 12/28/11
FTA: 8 vs. Illinois, 12/29/10
Assists: 5 vs. Chicago State, 11/11/11
Steals: 7 vs. SIUE, 11/26/10
Blocks: 3, 3x, last at Michigan, 1/30/10
Minutes: 43 vs. Michigan, 2/16/10

CAREER STATISTICS

YEAR	G/GS	FG-A	PCT	3-PT	PCT	FT-A	PCT	RB	AVG	PF-FO	AS	TO	BK	ST	PTS	AVG
Fresh.	32/23	104-259	.402	41-143	.287	38-57	.667	147	4.6	74-1	44	59	26	34	287	9.0
Soph.	30/25	88-204	.423	26-66	.394	32-53	.604	88	2.9	41-1	38	60	9	38	234	7.8
Junior	15/15	42-100	.420	12-31	.387	14-20	.700	48	3.2	28-0	24	17	5	13	110	7.3
TOTALS	77/63	234-567	.413	79-240	.329	84-130	.646	283	3.7	143-2	106	136	40	85	631	8.2



IOWA HAWKEYE BASKETBALL

Updated Iowa Player Bio

Zach McCabe



15

So., 6-7, 232, Forward
Sioux City, Iowa
Bishop Heelan HS

- Ranks seventh on the team in scoring (7.1)
- Started 12 career games, including the last 10
- Averaged 4.9 rebounds as a starter this year
- Started third career game, and first of the season, in win over IPFW scoring 12 points and matching a career high with three steals
- Shooting at a 59 percent clip (27-46) from the field the last eight games
- Had 13 points and five rebounds in win over Chicago State
- Tallied 12 points, six rebounds and two assists in win over NC A&T
- Scored eight points and had two steals and two assists in win over Northern Illinois
- Notched six points, a team-high seven rebounds, two steals and two assists against Campbell
- Recorded seven points, two steals and a team-high seven rebounds against Clemson
- Netted nine points and snagged seven boards in win over Brown
- Registered eight points and six rebounds in win over Drake, making 4-of-5 from the field
- Tallied eight points and matched a career-best with eight rebounds in win over Central Arkansas, in only 13 minutes of action

2011-12 Game-by-Game

				Total		3-Pointers		Free throws		Rebounds										
Opponent	Date	gs	min	fg-fga	pct	3fg-fga	pct	ft-fa	pct	off	def	tot	avg	pf	a	t/o	blk	stl	pts	avg
CHICAGO STATE	11/11/11	18	5-11	.455	2-5	.400	1-3	.333	2	3	5	5.0	1	1	0	0	1	13	13.0	
NORTH CAROLINA A&T	11/14/11	25	4-5	.800	1-2	.500	3-4	.750	2	4	6	5.5	2	2	2	0	0	12	12.5	
NORTHERN ILLINOIS	11/17/11	15	3-6	.500	2-3	.667	0-0	.000	1	0	1	4.0	2	2	1	0	2	8	11.0	
vs Creighton	11/20/11	20	0-4	.000	0-1	.000	0-2	.000	1	0	1	3.3	1	1	0	0	2	0	8.3	
CAMPBELL	11/23/11	24	3-11	.273	0-2	.000	0-0	.000	6	1	7	4.0	4	2	3	0	2	6	7.8	
IPFW	11/26/11	*	27	4-6	.667	1-1	1.000	3-4	.750	1	2	3	3.8	4	0	0	0	3	12	8.5
CLEMSON	11/29/11	*	19	3-4	.750	0-0	.000	1-1	1.000	2	5	7	4.3	5	0	3	0	2	7	8.3
BROWN	12/03/11	*	19	3-6	.500	1-1	1.000	2-2	1.000	4	3	7	4.6	3	0	2	0	0	9	8.4
at Northern Iowa	12/06/11	*	17	1-3	.333	0-0	.000	0-0	.000	1	4	5	4.7	5	1	3	0	0	2	7.7
at Iowa State	12/09/11	*	16	3-4	.750	0-0	.000	2-2	1.000	0	3	3	4.5	4	1	1	0	0	8	7.7
DRAKE	12/17/11	*	24	4-5	.800	0-0	.000	0-0	.000	3	3	6	4.6	2	1	0	0	2	8	7.7
CENTRAL ARKANSAS	12/19/11	*	13	3-7	.429	0-1	.000	2-2	1.000	4	4	8	4.9	3	1	0	0	0	8	7.8
BOISE STATE	12/22/11	*	11	1-3	.333	0-0	.000	0-0	.000	0	2	2	4.7	2	0	1	0	0	2	7.3
PURDUE	12/28/11	*	16	2-3	.667	0-0	.000	1-1	1.000	2	3	5	4.7	4	0	1	0	0	5	7.1
at Wisconsin	12/31/11	*	23	3-5	.600	0-2	.000	0-0	.000	1	2	3	4.6	4	0	2	0	0	6	7.1
Totals		10	287	42-83	.506	7-18	.389	15-21	.714	30	39	69	4.6	46	12	19	0	14	106	7.1

Games played: 15
 Minutes/game: 19.1
 Points/game: 7.1
 FG Pct: 50.6
 3FG Pct: 38.9
 FT Pct: 71.4

Rebounds/game: 4.6
 Assists/game: 0.8
 Turnovers/game: 1.3
 Assist/turnover ratio: 0.6
 Steals/game: 0.9

Personal Bests

Points: 16 vs. SIUE, 11/26/10
Rebounds: 8, 2x, last C. Arkansas, 12/19/11
FGM: 6 vs. SIUE, 11/26/10
FGA: 13 vs. SIUE, 11/26/10
3-pt FG: 4 vs. SIUE, 11/26/10
3-pt FGA: 7 vs. SIUE, 11/26/10
FTM: 6 vs. Alabama, 11/20/10
FTA: 7 at Drake, 12/18/10
Assists: 3 vs. Michigan, 2/19/11
Steals: 3, 2x, last vs. IPFW, 11/26/11
Blocks: 1 at Purdue, 1/9/11
Minutes: 33 vs. South Dakota State, 11/14/10

CAREER STATISTICS

YEAR	G/GS	FG-A	PCT	3-PT	PCT	FT-A	PCT	RB	AVG	PF-FO	AS	TO	BK	ST	PTS	AVG
Fresh.	31/2	59-169	.349	24-84	.286	37-46	.804	111	3.6	69-3	24	48	1	22	179	5.8
Soph.	15/10	42-83	.506	7-18	.389	15-21	.714	69	4.6	46-2	12	19	0	14	106	7.1
TOTALS	46/12	101-252	.401	31-102	.304	52-67	.776	180	3.9	115-5	36	67	1	36	285	6.2



IOWA HAWKEYE BASKETBALL

Updated Iowa Player Bio

Stephen McCarty



14

So., 6-2, 160, Guard
Auburn Hills, Mich.
West Bloomfield HS

- Non-scholarship athlete
- Saw action in five games

Personal Bests

Points: 2 vs. N. Illinois, 11/17/11
Rebounds: ---
FGM: 1 vs. N. Illinois, 11/17/11
FGA: 2 vs. N. Illinois, 11/17/11
3-pt FG: ---
3-pt FGA: ---
FTM: ---
FTA: ---
Assists: ---
Steals: ---
Blocks: ---
Minutes: 4, 2x, last C. Arkansas, 12/19/11

2011-12 Game-by-Game

Opponent	Date	gs	min	Total		3-Pointers		Free throws		Rebounds				pf	a	t/o	blk	stl	pts	avg
				fg-fga	pct	3fg-fga	pct	ft-fa	pct	off	def	tot	avg							
CHICAGO STATE	11/11/11	4		0-0	.000	0-0	.000	0-0	.000	0	0	0	0.0	0	0	0	0	0	0	0.0
NORTHERN ILLINOIS	11/17/11	2		1-2	.500	0-1	.000	0-0	.000	0	0	0	0.0	1	0	0	0	0	2	1.0
CLEMSON	11/29/11	2		0-0	.000	0-0	.000	0-0	.000	0	0	0	0.0	0	0	2	0	0	0	0.7
BROWN	12/03/11	3		0-1	.000	0-0	.000	0-0	.000	0	0	0	0.0	1	0	0	0	0	0	0.5
CENTRAL ARKANSAS	12/19/11	4		0-1	.000	0-0	.000	0-0	.000	0	0	0	0.0	0	0	0	0	0	0	0.4
Totals		0	15	1-4	.250	0-1	.000	0-0	.000	0	0	0	0.0	2	0	2	0	0	2	0.4

Games played: 5
 Minutes/game: 3.0
 Points/game: 0.4
 FG Pct: 25.0
 3FG Pct: 0.0

Turnovers/game: 0.4

CAREER STATISTICS

YEAR	G/GS	FG-A	PCT	3-PT	PCT	FT-A	PCT	RB	AVG	PF-FO	AS	TO	BK	ST	PTS	AVG
Fresh.	5/0	1-4	.250	0-1	.000	0-0	.000	0	0.0	2-0	0	2	0	0	2	0.4



IOWA HAWKEYE BASKETBALL

Updated Iowa Player Bio

Josh Oglesby



2

Fr., 6-5, 190, Guard
Cedar Rapids, Iowa
Washington HS

- Led Iowa in scoring against Creighton, Northern Illinois and Clemson
- Ranks seventh in team scoring (7.3)
- 60.6% of his scoring comes from 3-point territory (63-of-104 points), which ranks fourth amongst Big Ten players
- Drained at least one triple in 12-of-15 games
- Scored in all but one game this season (North Carolina A&T)
- Tallied four points and collected four assists and two rebounds in win over Chicago State
- Netted a personal-best 16 points, bolstered by 4-of-7 shooting from 3-point range, and controlled five rebounds in win over Northern Illinois
- Scored a team-best 14 points on 5-8 shooting from the field, including 3-5 from 3-point range, vs. Creighton
- Recorded six points against Campbell, hitting both 3-point attempts
- Had six points and dished out two assists in win over IPFW
- Notched a team-best 15 points against Clemson, making 3-of-4 three-pointers and a season-best 4-of-4 free throw attempts; added two steals
- Registered five points, three assists and a block in win over Drake
- Tallied nine points in the win over Central Arkansas
- Recorded nine points and a season-high four free throw attempts (3-of-4) in win over Boise State

2011-12 Game-by-Game

Opponent	Date	gs	min	Total		3-Pointers		Free throws		Rebounds				pf	a	t/o	blk	stl	pts	avg
				fg-fga	pct	3fg-fga	pct	ft-fa	pct	off	def	tot	avg							
CHICAGO STATE	11/11/11	19	1-7	.143	1-6	.167	1-2	.500	1	1	2	2.0	0	4	0	0	0	4	4.0	
NORTH CAROLINA A&T	11/14/11	7	0-2	.000	0-2	.000	0-0	.000	0	1	1	1.5	1	2	1	0	0	0	2.0	
NORTHERN ILLINOIS	11/17/11	23	6-9	.667	4-7	.571	0-0	.000	0	5	5	2.7	1	2	1	0	1	16	6.7	
vs Creighton	11/20/11	20	5-8	.625	3-5	.600	1-2	.500	0	1	1	2.3	0	2	0	1	0	14	8.5	
CAMPBELL	11/23/11	12	2-3	.667	2-2	1.000	0-0	.000	0	0	0	1.8	0	0	2	0	0	6	8.0	
IPFW	11/26/11	18	2-6	.333	1-5	.200	1-3	.333	0	1	1	1.7	0	2	0	0	0	6	7.7	
CLEMSON	11/29/11	25	4-9	.444	3-4	.750	4-4	1.000	1	2	3	1.9	0	0	0	0	2	15	8.7	
BROWN	12/03/11	17	1-5	.200	0-2	.000	0-0	.000	0	3	3	2.0	1	1	0	0	0	2	7.9	
at Northern Iowa	12/06/11	20	3-6	.500	1-3	.333	0-1	.000	0	1	1	1.9	1	0	1	0	0	7	7.8	
at Iowa State	12/09/11	22	2-6	.333	1-4	.250	1-1	1.000	1	2	3	2.0	1	1	0	0	0	6	7.6	
DRAKE	12/17/11	19	2-5	.400	1-3	.333	0-0	.000	0	2	2	2.0	0	3	0	1	0	5	7.4	
CENTRAL ARKANSAS	12/19/11	17	4-6	.667	1-2	.500	0-0	.000	0	2	2	2.0	1	2	0	0	0	9	7.5	
BOISE STATE	12/22/11	22	2-4	.500	2-4	.500	3-4	.750	1	0	1	1.9	0	1	1	0	0	9	7.6	
PURDUE	12/28/11	14	1-2	.500	1-1	1.000	0-0	.000	0	2	2	1.9	0	0	1	0	0	3	7.3	
at Wisconsin	12/31/11	9	1-4	.250	0-1	.000	0-0	.000	0	1	1	1.9	0	0	0	0	0	2	6.9	
Totals		0	264	36-82	.439	21-51	.412	11-17	.647	4	24	28	1.9	6	20	7	2	3	104	6.9

Games played: 15
Minutes/game: 17.6
Points/game: 6.9
FG Pct: 43.9
3FG Pct: 41.2
FT Pct: 64.7

Rebounds/game: 1.9
Assists/game: 1.3
Turnovers/game: 0.5
Assist/turnover ratio: 2.9
Steals/game: 0.2
Blocks/game: 0.1

Personal Bests

Points: 16 vs. N. Illinois, 11/17/11
Rebounds: 5 vs. N. Illinois, 11/17/11
FGM: 6 vs. N. Illinois, 11/17/11
FGA: 9, 2x, last vs. Clemson, 11/29/11
3-pt FG: 4 vs. N. Illinois, 11/17/11
3-pt FGA: 7 vs. N. Illinois, 11/17/11
FTM: 4 vs. Clemson, 11/29/11
FTA: 4, 2x, last vs. Boise State, 12/22/11
Assists: 4 vs. Chicago State, 11/11/11
Steals: 2 vs. Clemson, 11/29/11
Blocks: 1, 2x, last vs. Drake, 12/17/11
Minutes: 25 vs. Clemson, 11/29/11

CAREER STATISTICS

YEAR	G/GS	FG-A	PCT	3-PT	PCT	FT-A	PCT	RB	AVG	PF-FO	AS	TO	BK	ST	PTS	AVG
Fresh.	15/0	36-82	.439	21-51	.412	11-17	.647	28	1.9	6-0	20	7	2	3	104	6.9



IOWA HAWKEYE BASKETBALL

Updated Iowa Player Bio

Gabriel Olaseni



0

Fr., 6-10, 225, Center
London, England
Sunrise Christian Academy

- Saw action in eight contests
- Scored eight points and corralled four rebounds in win over Chicago State
- Grabbed five rebounds and had an assist in win over Northern Illinois
- Made his only field goal attempt and grabbed one rebound in win over IPFW
- Equaled a career best with eight points, on 4-of-5 field goal attempts, and tallied a career-high three blocks in win over Central Arkansas

Personal Bests

Points: 8, 2x, last C. Arkansas, 12/19/11
Rebounds: 5 vs. N. Illinois, 11/17/11
FGM: 4 vs. C. Arkansas, 12/19/11
FGA: 5 vs. C. Arkansas, 12/19/11
3-pt FG: ---
3-pt FGA: ---
FTM: 6 vs. Chicago State, 11/11/11
FTA: 8 vs. Chicago State, 11/11/11
Assists: 1, 3x, last C. Arkansas, 12/19/11
Steals: ---
Blocks: 3 vs. C. Arkansas, 12/19/11
Minutes: 12 vs. N. Illinois, 11/17/11

2011-12 Game-by-Game

Opponent	Date	gs	min	Total		3-Pointers		Free throws		Rebounds				pf	a	t/o	blk	stl	pts	avg
				fg-fga	pct	3fg-fga	pct	ft-fa	pct	off	def	tot	avg							
CHICAGO STATE	11/11/11	9		1-2	.500	0-0	.000	6-8	.750	3	1	4	4.0	1	0	0	0	0	8	8.0
NORTHERN ILLINOIS	11/17/11	12		0-3	.000	0-0	.000	0-0	.000	2	3	5	4.5	0	1	1	0	0	0	4.0
vs Creighton	11/20/11	3		0-0	.000	0-0	.000	0-0	.000	1	0	1	3.3	0	0	0	0	0	0	2.7
IPFW	11/26/11	5		1-1	1.000	0-0	.000	0-0	.000	0	1	1	2.8	1	0	1	0	0	2	2.5
CLEMSON	11/29/11	5		0-0	.000	0-0	.000	0-0	.000	0	0	0	2.2	0	1	0	0	0	0	2.0
at Northern Iowa	12/06/11	1		0-0	.000	0-0	.000	0-0	.000	0	0	0	1.8	0	0	0	0	0	0	1.7
CENTRAL ARKANSAS	12/19/11	9		4-5	.800	0-0	.000	0-0	.000	1	1	2	1.9	1	1	0	3	0	8	2.6
at Wisconsin	12/31/11	2		0-1	.000	0-0	.000	0-0	.000	0	0	0	1.6	0	0	0	0	0	0	2.3
Totals		0	46	6-12	.500	0-0	.000	6-8	.750	7	6	13	1.6	3	3	2	3	0	18	2.3

Games played: 8
 Minutes/game: 5.8
 Points/game: 2.3
 FG Pct: 50.0
 FT Pct: 75.0

Rebounds/game: 1.6
 Assists/game: 0.4
 Turnovers/game: 0.3
 Assist/turnover ratio: 1.5
 Blocks/game: 0.4

CAREER STATISTICS

YEAR	G/GS	FG-A	PCT	3-PT	PCT	FT-A	PCT	RB	AVG	PF-FO	AS	TO	BK	ST	PTS	AVG
Fresh.	8/0	6-12	.500	0-0	.000	6-8	.750	13	1.6	3-0	3	2	3	0	18	2.3



IOWA HAWKEYE BASKETBALL

Updated Iowa Player Bio

Christopher Rickert



11

Jr, 6-3, 180, Junior
Sioux City, Iowa
Bixhop Heelan HS

- Non-scholarship athlete
- Saw first career action in win over Central Arkansas

Personal Bests

Points: ---
Rebounds: ---
FGM: ---
FGA: ---
3-pt FG: ---
3-pt FGA: ---
FTM: ---
FTA: ---
Assists: ---
Steals: ---
Blocks: ---
Minutes: 2 vs. C. Arkansas, 12/19/11

2011-12 Game-by-Game

Opponent	Date	gs	min	Total		3-Pointers		Free throws		Rebounds				pf	a	t/o	blk	stl	pts	avg
				fg-fga	pct	3fg-fga	pct	ft-fa	pct	off	def	tot	avg							
CENTRAL ARKANSAS	12/19/11	2		0-0	.000	0-0	.000	0-0	.000	0	0	0	0.0	0	0	0	0	0	0	0.0
Totals		0	2	0-0	.000	0-0	.000	0-0	.000	0	0	0	0.0	0	0	0	0	0	0	0.0

Games played: 1
Minutes/game: 2.0

CAREER STATISTICS

YEAR	G/GS	FG-A	PCT	3-PT	PCT	FT-A	PCT	RB	AVG	PF-FO	AS	TO	BK	ST	PTS	AVG
Fresh.	1/0	0-0	.000	0-0	.000	0-0	.000	0	0.0	0-0	0	0	0	0	0	0.0



IOWA HAWKEYE BASKETBALL

Updated Iowa Player Bio

Darius Stokes



34

Fr.-RS, 6-7, 203, Forward
Cedar Rapids, Iowa
Linn-Mar HS

- Non-scholarship athlete
- Redshirted last season
- Saw action in six career games
- Had one rebound in his first collegiate game vs. Chicago State
- Scored first career points on an offensive rebound putback and rejected a shot vs. Creighton
- Tallied a steal, block and rebound in three minutes of action against Clemson
- Grabbed a career-high four rebounds and had an assist in win over Central Arkansas

Personal Bests

Points: 2 vs. Creighton, 11/20/11
Rebounds: 4 vs. C. Arkansas, 12/19/11
FGM: 1 vs. Creighton, 11/20/11
FGA: 1 vs. Creighton, 11/20/11
3-pt FG: ---
3-pt FGA: ---
FTM: ---
FTA: ---
Assists: 1, 2x, last vs. C. Arkansas, 12/19/11
Steals: 1 vs. Clemson, 11/29/11
Blocks: 1, 2x, last vs. Clemson, 11/29/11
Minutes: 6 vs. C. Arkansas, 12/19/11

2011-12 Game-by-Game

Opponent	Date	gs	min	Total		3-Pointers		Free throws		Rebounds				pf	a	t/o	blk	stl	pts	avg
				fg-fga	pct	3fg-fga	pct	ft-fa	pct	off	def	tot	avg							
CHICAGO STATE	11/11/11	4	0-1	.000	0-0	.000	0-0	.000	.000	0	1	1	1.0	1	0	1	0	0	0	0.0
NORTHERN ILLINOIS	11/17/11	4	0-1	.000	0-0	.000	0-0	.000	.000	0	0	0	0.5	1	1	0	0	0	0	0.0
vs Creighton	11/20/11	2	1-1	1.000	0-0	.000	0-0	.000	.000	1	0	1	0.7	0	0	0	1	0	2	0.7
CLEMSON	11/29/11	3	0-0	.000	0-0	.000	0-0	.000	.000	0	1	1	0.8	1	0	0	1	1	0	0.5
BROWN	12/03/11	3	0-0	.000	0-0	.000	0-0	.000	.000	0	0	0	0.6	0	0	0	0	0	0	0.4
CENTRAL ARKANSAS	12/19/11	6	0-0	.000	0-0	.000	0-0	.000	.000	0	4	4	1.2	2	1	1	0	0	0	0.3
Totals		0	22	1-3	.333	0-0	.000	0-0	.000	1	6	7	1.2	5	2	2	2	1	2	0.3

Games played: 6
 Minutes/game: 3.7
 Points/game: 0.3
 FG Pct: 33.3

Rebounds/game: 1.2
 Assists/game: 0.3
 Turnovers/game: 0.3
 Assist/turnover ratio: 1.0
 Steals/game: 0.2
 Blocks/game: 0.3

CAREER STATISTICS

YEAR	G/GS	FG-A	PCT	3-PT	PCT	FT-A	PCT	RB	AVG	PF-FO	AS	TO	BK	ST	PTS	AVG
Fresh.	6/0	1-3	.333	0-0	.000	0-0	.000	7	1.2	5-0	2	2	2	1	2	0.3



IOWA HAWKEYE BASKETBALL

Updated Iowa Player Bio

Branden Stubbs



32

So., 6-2, 175, Guard
Pleasant Hill, Iowa
Des Moines Christian HS

- Non-scholarship athlete
- Saw action in 10 career contests
- Scored five points and had two steals and an assist in win over Chicago State
- Matched a personal best with two steals and scored three points in win over Northern Illinois
- Recorded two points against Clemson, going 2-of-2 from the charity stripe
- Tallied career highs in assists (3) and rebounds (2), and scored two points in win over Central Arkansas

Personal Bests

Points: 12 vs. SIUE, 11/26/10
Rebounds: 2 vs. C. Arkansas, 12/19/11
FGM: 3 vs. SIUE, 11/26/10
FGA: 3, 2x, last vs. C. Arkansas, 12/19/11
3-pt FG: 2 vs. SIUE, 11/26/10
3-pt FGA: 2 vs. SIUE, 11/26/10
FTM: 4 vs. SIUE, 11/26/10
FTA: 4 vs. SIUE, 11/26/10
Assists: 3 vs. C. Arkansas, 12/19/11
Steals: 2, 2x, last vs. N. Illinois, 11/17/11
Blocks: - - -
Minutes: 9 vs. SIUE, 11/26/10

2011-12 Game-by-Game

Opponent	Date	gs	min	Total		3-Pointers		Free throws		Rebounds				pf	a	t/o	blk	stl	pts	avg
				fg-fga	pct	3fg-fga	pct	ft-fa	pct	off	def	tot	avg							
CHICAGO STATE	11/11/11	6		2-2	1.000	1-1	1.000	0-0	.000	0	0	0	0.0	0	1	1	0	2	5	5.0
NORTHERN ILLINOIS	11/17/11	8		1-2	.500	1-2	.500	0-0	.000	0	0	0	0.0	0	0	0	0	2	3	4.0
vs Creighton	11/20/11	4		0-1	.000	0-0	.000	0-0	.000	0	1	1	0.3	1	1	0	0	0	0	2.7
CLEMSON	11/29/11	2		0-0	.000	0-0	.000	2-2	1.000	0	0	0	0.3	0	0	0	0	0	2	2.5
BROWN	12/03/11	3		0-0	.000	0-0	.000	0-0	.000	0	0	0	0.2	1	0	2	0	0	0	2.0
CENTRAL ARKANSAS	12/19/11	6		1-3	.333	0-0	.000	0-0	.000	0	2	2	0.5	1	3	1	0	0	2	2.0
Totals		0	29	4-8	.500	2-3	.667	2-2	1.000	0	3	3	0.5	3	5	4	0	4	12	2.0

Games played: 6
 Minutes/game: 4.8
 Points/game: 2.0
 FG Pct: 50.0
 3FG Pct: 66.7
 FT Pct: 100.0

Rebounds/game: 0.5
 Assists/game: 0.8
 Turnovers/game: 0.7
 Assist/turnover ratio: 1.3
 Steals/game: 0.7

CAREER STATISTICS

YEAR	G/GS	FG-A	PCT	3-PT	PCT	FT-A	PCT	RB	AVG	PF-FO	AS	TO	BK	ST	PTS	AVG
Fresh.	4/0	3-4	.750	2-3	.667	4-4	1.000	1	0.3	0-0	0	1	0	1	12	3.0
Soph.	6/0	4-8	.600	2-3	.667	2-2	1.000	3	0.5	3-0	5	4	0	4	12	2.0
TOTALS	10/0	7-12	.583	4-6	.667	6-6	1.000	4	0.4	3-0	5	5	0	5	24	2.4



IOWA HAWKEYE BASKETBALL

Updated Iowa Player Bio

Aaron White



30

F., 6-8, 225, Forward
Strongsville, Ohio
Strongsville HS

- Two-time Big Ten Freshman of the Week (Dec. 26 and Nov. 14)
- Two-time Big Ten Freshman of the Week (Nov. 14 and Dec. 26)
- Ranks fourth in team scoring (9.6) and second in rebounding (4.6)
- Scored in every game off the bench
- Has scored in double figures four of the last five contests
- Averaging 14 points and 4.6 rebounds per game over last five contests
- Shooting at a 72 percent clip (26-36) from the field the last six games and 74 percent (14-19) the last three contests
- Iowa's leading scorer over the last three games (14.3)
- Became the first Hawkeye freshman, since Dick Ives in 1943, to score 19 points in a season opener when he posted 19 points and 10 rebounds in win over Chicago State
- Became the first Hawkeye rookie to post a double-double in a season opener since Dean Oliver in 1997
- Totaled nine points and four rebounds in win over Northern Illinois
- Collected eight points, two rebounds and a pair of steals in win over IPFW
- Netted nine points and had nine boards in victory over Brown
- Recorded seven points and three rebounds in six minutes of action at UNI
- Registered seven points, two steals, and a season-best two assists at Iowa State
- Tallied 10 points, five rebounds, and first career block in win over Drake, going a perfect 4-of-4 from the field and 1-of-1 from 3-point range

2011-12 Game-by-Game

				Total		3-Pointers		Free throws		Rebounds										
Opponent	Date	gs	min	fg-fga	pct	3fg-fga	pct	ft-fa	pct	off	def	tot	avg	pf	a	t/o	blk	stl	pts	avg
CHICAGO STATE	11/11/11	18	6-12	.500	2-3	.667		5-5	1.000	4	6	10	10.0	1	0	1	0	2	19	19.0
NORTH CAROLINA A&T	11/14/11	12	1-5	.200	0-2	.000		0-0	.000	2	2	4	7.0	1	0	4	0	1	2	10.5
NORTHERN ILLINOIS	11/17/11	21	4-6	.667	1-1	1.000		0-1	.000	2	2	4	6.0	3	1	2	1	0	9	10.0
vs Creighton	11/20/11	21	2-10	.200	0-2	.000		3-6	.500	2	1	3	5.3	0	0	2	0	2	7	9.3
CAMPBELL	11/23/11	9	1-7	.143	0-0	.000		0-0	.000	1	3	4	5.0	1	0	0	0	0	2	7.8
IPFW	11/26/11	18	3-6	.500	0-1	.000		2-2	1.000	2	0	2	4.5	1	0	2	0	2	8	7.8
CLEMSON	11/29/11	17	2-4	.500	0-1	.000		0-0	.000	0	4	4	4.4	2	0	0	0	0	4	7.3
BROWN	12/03/11	19	3-10	.300	0-3	.000		3-4	.750	4	5	9	5.0	1	1	1	0	0	9	7.5
at Northern Iowa	12/06/11	6	2-3	.667	0-1	.000		3-4	.750	2	1	3	4.8	2	1	1	0	0	7	7.4
at Iowa State	12/09/11	21	2-8	.250	0-1	.000		3-3	1.000	1	2	3	4.6	5	2	1	0	2	7	7.4
DRAKE	12/17/11	18	4-4	1.000	1-1	1.000		1-2	.500	2	3	5	4.6	2	1	1	1	0	10	7.6
CENTRAL ARKANSAS	12/19/11	21	8-13	.615	1-3	.333		0-0	.000	3	2	5	4.7	1	2	1	2	2	17	8.4
BOISE STATE	12/22/11	27	6-8	.750	0-1	.000		6-7	.857	1	5	6	4.8	2	0	1	0	1	18	9.2
PURDUE	12/28/11	19	2-4	.500	0-2	.000		3-4	.750	1	2	3	4.6	1	0	2	1	0	7	9.0
at Wisconsin	12/31/11	20	6-7	.857	2-2	1.000		4-4	1.000	2	2	4	4.6	3	1	1	1	0	18	9.6
Totals		0	267	52-107	.486	7-24	.292	33-42	.786	29	40	69	4.6	26	9	20	6	12	144	9.6

Games played: 15
Minutes/game: 17.8
Points/game: 9.6
FG Pct: 48.6
3FG Pct: 29.2
FT Pct: 78.6

Rebounds/game: 4.6
Assists/game: 0.6
Turnovers/game: 1.3
Assist/turnover ratio: 0.5
Steals/game: 0.8
Blocks/game: 0.4

- Set career highs in field goals made (8), field goals attempted (13) and blocks (2) while scoring 17 points in win over Central Arkansas
- Notched 18 points and six boards in a career-high 27 minutes in win over Boise State, on 6-of-8 field goals and a career-best 6-of-7 free throws
- Scored 16 of his game-high 18 points in the second half and grabbed four rebounds in win at #11 Wisconsin

Personal Bests

Points: 19 vs. Chicago State, 11/11/11
Rebounds: 10 vs. Chicago State, 11/11/11
FGM: 8 vs. C. Arkansas, 12/19/11
FGA: 13 vs. C. Arkansas, 12/19/11
3-pt FG: 2, 2x, last at Wisconsin, 12/31/11
3-pt FGA: 3, 3x, last vs. C. Arkansas, 12/19/11
FTM: 6 vs Boise State, 12/22/11
FTA: 7 vs Boise State, 12/22/11
Assists: 2, 3x, last vs. Purdue, 12/28/11
Steals: 3, 4x, last at Iowa State, 12/9/11
Blocks: 2 vs. C. Arkansas, 12/19/11
Minutes: 27 vs Boise State, 12/22/11

CAREER STATISTICS

YEAR	G/GS	FG-A	PCT	3-PT	PCT	FT-A	PCT	RB	AVG	PF-FO	AS	TO	BK	ST	PTS	AVG
Fresh.	15/0	52-107	.486	7-24	.292	33-42	.786	69	4.6	26-1	9	20	6	12	144	9.6



IOWA HAWKEYE BASKETBALL

Game-by-Game Results

Overall: 9-6 Big Ten: 1-1 Home: 8-3 Away: 1-2 Neutral: 0-1

Date	Opponent	Result	Attend.	Top Scorer	Top Rebounder
Nov. 11	Chicago State	W, 96-53	12,897	19, Aaron White	10, Aaron White
Nov. 14	North Carolina A&T	W, 95-79	8,891	27, Matt Gatens	10, Melsahn Basabe
Nov. 17	Northern Illinois	W, 88-55	9,666	16, Josh Oglesby	7, Devon Archie
^ Nov. 20	Creighton	L, 59-82	12,746	14, Josh Oglesby	6, Eric May
Nov. 23	Campbell	L, 61-77	10,501	17, Matt Gatens	7, Zach McCabe
Nov. 26	IPFW	W, 82-72	9,904	22, Matt Gatens	4, Basabe, Gatens, Brommer
\$ Nov. 29	Clemson	L, 55-71	10,449	15, Josh Oglesby	7, Zach McCabe
Dec. 3	Brown	W, 75-54	10,399	14, Melsahn Basabe	10, Melsahn Basabe
Dec. 6	at Northern Iowa	L, 60-80	6,834	14, Roy Devyn Marble	6, Melsahn Basabe
+ Dec. 9	at Iowa State	L, 76-86	14,356	21, Roy Devyn Marble	9, Melsahn Basabe
Dec. 17	Drake	W, 82-68	10,479	20, Matt Gatens	6, McCabe, Gatens
Dec. 19	Central Arkansas	W, 105-64	9,382	19, Roy Devyn Marble	9, Melsahn Basabe
Dec. 22	Boise State	W, 81-72	13,122	18, White, Marble	11, Melsahn Basabe
* Dec. 28	Purdue	L, 76-79	13,314	17, Roy Devyn Marble	8, Melsahn Basabe
* Dec. 31	at #11 Wisconsin	W, 72-65	17,230	18, Aaron White	12, Matt Gatens

^ - Dale Howard Classic, Des Moines, Iowa

\$ - Big Ten / ACC Challenge

+ - Hy-Vee Cy-Hawk Series

* - Big Ten Conference Game

% - Big Ten Tournament, Indianapolis, Ind.

Attendance Summary	Games	Totals	Average
Home	11	119,004	10,819
Away	3	38,420	12,807
Neutral	1	12,746	12,746
Totals	15	180,765	12,051



IOWA HAWKEYE BASKETBALL

Game-by-Game Statistics

Team	Score	FG-A	PCT	3-PT. FG	PCT	FT-A	PCT	REB	PF	AS	TO	BS	ST
at Iowa	96	30-70	.429	9-27	.333	27-32	.844	43	13	22	10	1	14
Chicago State	53	23-54	.426	1-10	.100	6-10	.600	32	22	13	27	2	3
at Iowa	95	33-67	.493	9-26	.346	20-27	.741	53	22	20	22	2	7
North Carolina A&T	79	26-69	.377	10-28	.357	17-23	.739	32	21	17	13	0	10
at Iowa	88	33-61	.541	13-21	.619	9-13	.692	35	13	26	9	2	10
Northern Illinois	55	19-54	.352	6-22	.273	11-18	.611	34	12	11	16	3	3
Iowa	59	21-59	.356	7-21	.333	10-19	.526	28	14	10	8	3	10
vs. Creighton	82	32-58	.552	9-19	.474	9-13	.692	43	16	20	15	2	4
at Iowa	61	24-66	.364	3-11	.273	10-12	.833	29	21	10	14	2	10
Campbell	77	28-45	.622	4-8	.500	17-23	.739	34	15	17	22	10	4
at Iowa	82	28-51	.549	5-11	.455	21-33	.636	26	19	17	15	0	13
IPFW	72	23-44	.523	7-18	.389	19-26	.731	30	24	11	24	2	2
at Iowa	55	16-56	.286	3-11	.273	20-22	.909	27	11	5	10	3	8
Clemson	71	28-54	.519	11-21	.524	4-7	.571	42	21	20	19	3	2
at Iowa	75	28-69	.406	2-10	.200	17-24	.708	56	17	15	10	3	8
Brown	54	21-60	.350	4-22	.182	8-17	.471	37	20	12	12	2	5
Iowa	60	28-55	.509	1-12	.083	3-9	.333	33	25	10	12	0	5
at Northern Iowa	80	20-44	.455	11-21	.524	29-33	.879	27	15	9	10	3	2
Iowa	76	24-56	.429	6-13	.462	22-25	.880	30	24	12	12	0	6
at Iowa State	86	28-51	.549	8-19	.500	22-31	.710	32	22	17	12	3	4
at Iowa	82	28-56	.500	3-13	.231	23-29	.793	32	17	16	12	6	12
Drake	68	23-54	.426	5-19	.263	17-23	.739	33	23	7	19	2	5
at Iowa	105	42-76	.553	5-13	.385	16-21	.762	53	15	32	14	7	12
Central Arkansas	64	23-73	.315	8-19	.500	10-14	.714	38	17	15	19	2	8
at Iowa	81	26-54	.481	4-12	.333	25-31	.806	35	11	14	5	8	6
Boise State	72	29-62	.468	8-18	.444	6-12	.500	34	22	13	8	1	1
at Iowa	76	26-55	.473	3-11	.273	21-29	.724	34	13	15	10	4	1
Purdue	79	33-66	.500	6-20	.300	7-11	.636	35	21	11	7	1	6
Iowa	72	29-59	.492	2-6	.333	12-17	.706	41	17	10	10	4	2
at #11 Wisconsin	65	24-69	.348	3-28	.107	14-17	.824	39	18	9	8	5	3





IOWA HAWKEYE BASKETBALL

Season & Career Bests

Season Bests

Player	Points	3-Pointers	Rebounds	Assists	Blocks	Steals
Devon Archie	4, three times	---	7, N. Illinois	1, twice	1, three times	2, N. Illinois
Melsahn Basabe	18, Iowa State	---	11, Boise State	1, twice	4, Boise State	2, three times
Andrew Brommer	9, Brown	---	5, twice	1, twice	2, Brown	3, IPFW
Bryce Cartwright	17, Wisconsin	---	3, three times	9, N. Illinois	---	2, four times
Cody Cox	---	---	1, Chicago State	---	---	---
Kyle Denning	2, twice	---	1, C. Arkansas	---	---	---
Matt Gatens	27, NC A&T	4, NC A&T	12, Wisconsin	5, three times	2, Wisconsin	3, twice
Roy Devyn Marble	21, Iowa State	1, Iowa State	8, Boise State	6, twice	3, Boise State	3, three times
Eric May	20, NC A&T	3, NC A&T	9, NC A&T	5, Chicago State	2, Drake	3, C. Arkansas
Zach McCabe	13, Chicago State	2, Chicago State	8, C. Arkansas	2, three times	---	3, IPFW
Stephen McCarty	2, N. Illinois	---	---	---	---	---
Josh Oglesby	16, N. Illinois	4, N. Illinois	5, N. Illinois	4, Chicago State	1, twice	2, Clemson
Gabriel Olaseni	8, twice	---	5, N. Illinois	1, three times	3, C. Arkansas	---
Darius Stokes	2, Creighton	---	4, C. Arkansas	1, twice	1, twice	1, Clemson
Branden Stubbs	5, Chicago State	1, Chicago State	2, C. Arkansas	3, C. Arkansas	---	2, twice
Aaron White	19, Chicago State	2, Chicago State	10, Chicago State	2, twice	2, C. Arkansas	2, five times

Career Bests

Player	Points	3-Pointers	Rebounds	Assists	Blocks	Steals
Devon Archie	10, Xavier, '10	---	11, Xavier, '10	2, twice	3, Purdue, '11	2, twice
Melsahn Basabe	25, Michigan, '11	---	14, Iowa State, '10	2, Indiana, '11	7, Iowa State, '10	2, three times
Andrew Brommer	12, twice	---	6, Ohio State, '11	3, twice	4, Minnesota, '11	3, IPFW, '11
Bryce Cartwright	25, N'western, '11	3, Cal Poly, '08	7, Mich. State, '11	10, Mich. State, '11	1, three times	4, LBSU, '10
Cody Cox	---	---	1, Chicago St., '11	1, SIUE, '10	---	1, SIUE, '10
Kyle Denning	2, twice	---	1, C. Arkansas, '11	---	---	---
Matt Gatens	27, NC A&T, '11	5, four times	12, Wisconsin, '11	8, SC State, '09	2, twice	5, Idaho State, '10
Roy Devyn Marble	21, Iowa State, '11	2, three times	8, Boise State, '11	6, twice	3, Boise State, '11	3, twice
Eric May	20, twice	5, Ohio State, '10	11, PVAM, '09	4, Tenn State, '10	3, three times	7, SIUE
Zach McCabe	16, SIUE, '10	4, SIUE, '10	8, twice	3, Michigan, '11	1, Purdue, '11	3, twice
Stephen McCarty	2, N. Illinois, '11	---	---	---	---	---
Josh Oglesby	16, N. Illinois, '11	4, N. Illinois, '11	5, N. Illinois, '11	4, Chicago State, '11	1, twice	2, Clemson, '11
Gabriel Olaseni	8, twice	---	5, N. Illinois, '11	1, three times	3, C. Arkansas, '11	---
Darius Stokes	2, Creighton, '11	---	4, C. Arkansas, '11	1, twice	1, twice	1, Clemson, '11
Branden Stubbs	12, SIUE, '10	2, SIUE, '10	2, C. Arkansas, '11	3, C. Arkansas, '11	---	2, twice
Aaron White	19, Chicago St., '11	2, Chicago St., '11	10, Chicago St., '11	2, twice	2, C. Arkansas, '11	2, five times



IOWA HAWKEYE BASKETBALL

Season Highs And Lows/Specialty Statistics

CATEGORY		IOWA		OPPONENTS
<u>Points</u>	High	105	Central Arkansas	86 Iowa State
	Low	55	Clemson	53 Chicago State
<u>FG Made</u>	High	42	Central Arkansas	33 Purdue
	Low	16	Clemson	19 Northern Illinois
<u>FG Att.</u>	High	76	Central Arkansas	73 Central Arkansas
	Low	51	IPFW	44 IPFW/Northern Iowa
<u>FG%</u>	High	.553	Central Arkansas	.622 Campbell
	Low	.286	Clemson	.315 Central Arkansas
<u>3FG Made</u>	High	13	Northern Illinois	11 Clemson/Northern Iowa
	Low	1	Northern Iowa	1 Chicago State
<u>3FG Att.</u>	High	27	Chicago State	28 Wisconsin
	Low	6	Wisconsin	8 Campbell
<u>3FG%</u>	High	.619	Northern Illinois	.524 Clemson/Northern Iowa
	Low	.083	Northern Iowa	.100 Chicago State
<u>FTM</u>	High	27	Chicago State	29 Northern Iowa
	Low	3	Northern Iowa	4 Clemson
<u>FTA</u>	High	33	IPFW	33 Northern Iowa
	Low	9	Northern Iowa	7 Clemson
<u>FT% (min. 10)</u>	High	.909	Clemson	.879 Northern Iowa
	Low	.526	Creighton	.471 Brown
<u>Off. Reb.</u>	High	21	Brown	17 Central Arkansas/Wisconsin
	Low	6	IPFW	4 Northern Iowa
<u>Def. Reb.</u>	High	36	Central Arkansas	34 Clemson
	Low	15	Campbell	21 NC A&T/Northern Illinois/UCA
<u>Total Reb.</u>	High	56	Brown	43 Creighton
	Low	26	IPFW	27 Northern Iowa
<u>Assists</u>	High	32	Central Arkansas	20 Creighton/Clemson
	Low	5	Clemson	7 Drake
<u>Steals</u>	High	14	Chicago State	10 North Carolina A&T
	Low	1	Purdue	1 Boise State
<u>Blocks</u>	High	8	Boise State	10 Campbell
	Low	0	Three times	0 North Carolina A&T
<u>Turnovers</u>	High	22	North Carolina A&T	27 Chicago State
	Low	5	Boise State	7 Purdue
<u>Fouls</u>	High	25	Northern Iowa	24 IPFW
	Low	11	Clemson/Boise State	12 Northern Illinois

GAME-BY-GAME SPECIALTY STATS

		Pts. Off	Pts. in	2nd	Fast
		TO's	Paint	Chance	Break
Date	Opponent	IA-Opp.	IA-Opp.	IA-Opp.	IA-Opp.
11/11	Chicago State	25-8	38-42	20-4	10-16
11/14	NC A&T	15-26	28-28	23-11	12-18
11/17	Northern Illinois	28-4	34-18	11-8	16-0
11/20	Creighton	15-7	16-40	3-18	6-4
11/23	Campbell	18-9	30-36	10-6	4-0
11/26	IPFW	33-12	36-26	4-4	12-9
11/29	Clemson	16-10	24-30	6-11	9-10
12/3	Brown	14-12	44-26	18-11	10-7
12/6	at UNI	12-26	20-14	10-2	n/a
12/9	at Iowa State	16-20	30-34	9-12	0-4
12/17	Drake	21-9	40-30	18-15	4-4
12/19	Central Arkansas	35-11	64-24	20-11	23-4
12/22	Boise State	13-9	30-38	14-17	8-2
12/28	Purdue	5-8	40-44	12-11	13-8
12/31	at #11 Wisconsin	8-13	32-32	12-10	14-2

IOWA AND OPPONENT INDIVIDUAL HIGH PERFORMANCES

CATEGORY	IOWA	OPPONENTS
<u>Points</u>	27 Matt Gatens vs. North Carolina A&T	25 Doug McDermott (Creighton)/Frank Gaines (IPFW)
<u>Field Goals Made</u>	9 (9-15) Matt Gatens vs. North Carolina A&T	10 Three players, last by Frank Gaines (IPFW)
<u>Field Goals Attempted</u>	15 (9-15) Matt Gatens vs. North Carolina A&T	19 (8-19) Abdel Nader (Northern Illinois)
<u>Field Goal Percentage (min. 5 made)</u>	.833 (5-6) Matt Gatens vs. Northern Illinois	.909 (10-11) Eric Griffin (Campbell)
<u>3-Point Field Goals Made</u>	4 Gatens vs. NC A&T/Oglesby vs. NIU	6 (6-8) Dewan Clayborn (Central Arkansas)
<u>3-Point Field Goals Attempted</u>	10 (4-10) Matt Gatens vs. North Carolina A&T	8 (6-8) Dewan Clayborn (Central Arkansas)
<u>3-Point Field Goals Pct. (min. 4 made)</u>	.571 (4-7) Josh Oglesby vs. Northern Illinois	1.000 (4-4) Marc Hill (NC A&T)/Avery Dingman (Creighton)
<u>Free Throws Made</u>	10 (10-11) Roy Devyn Marble at Iowa State	9 (9-15) Bubu Palo (Iowa State)
<u>Free Throws Attempted</u>	11 (10-11) Roy Devyn Marble at Iowa State	15 (9-15) Bubu Palo (Iowa State)
<u>Free Throw Pct. (min. 7 made)</u>	1.000 (8-8) Basabe vs. CSU/Cartwright vs. Drake	1.000 (8-8) Trey McCorkle (IPFW)/Anthony James (UNI)
<u>Offensive Rebounds</u>	6 Zach McCabe vs. Campbell	7 Jordan Harks (Central Arkansas)
<u>Defensive Rebounds</u>	10 Matt Gatens at Wisconsin	13 Tanner Smith (Clemson)
<u>Total Rebounds</u>	12 Matt Gatens at Wisconsin	15 Jordan Harks (Central Arkansas)
<u>Assists</u>	9 Bryce Cartwright vs. Northern Illinois	8 Tanner Smith (Clemson)
<u>Steals</u>	3 Six times, last time by May vs. UCA	2 Three players, last by Frank Gaines (IPFW)
<u>Blocks</u>	4 Melsahn Basabe vs. Boise State	6 Eric Griffin (Campbell)
<u>Turnovers</u>	5 Eric May vs. North Carolina A&T	8 Robinson (Chicago State)/White (Campbell)





IOWA HAWKEYE BASKETBALL

2011-12 Iowa Record When...

When playing at home:	8-3	When leading at the half:	7-0	When wearing White:	8-4
When playing on the road:	1-2	When trailing at the half:	0-6	When wearing Black:	1-2
When playing on a neutral court:	0-1	When tied at the half:	2-0	When wearing Gold:	0-0
When Iowa scores 100 points or more:	1-0	Iowa field goal percentage at home:	314-681	.461	
When Iowa scores 90-99 points:	2-0	Iowa field goal percentage on road:	102-229	.445	
When Iowa scores 80-89 points:	4-0	Iowa 3-point percentage at home:	59-166	.355	
When Iowa scores 70-79 points:	2-2	Iowa 3-point percentage on road:	16-52	.308	
When Iowa scores under 70 points:	0-4	Iowa free throw percentage at home:	209-273	.766	
		Iowa free throw percentage on road:	47-70	.671	
When opponent scores 100 points or more:	0-0	On Sunday:	0-1		
When opponent scores 90-99 points:	0-0	On Monday:	2-0		
When opponent scores 80-89 points:	0-3	On Tuesday:	0-2		
When opponent scores 70-79 points:	3-3	On Wednesday:	0-2		
When opponent scores 60-69 points:	3-0	On Thursday:	2-0		
When opponent scores fewer than 60 points:	3-0	On Friday:	1-1		
		On Saturday:	4-0		
When Iowa shoots at least 50% from the field:	4-1	On BTN:	2-2		
When Iowa shoots less than 50% from the field:	5-5	On CBS:	0-0		
When opponent shoots at least 50% from the field:	1-5	On ESPN:	0-0		
When opponent shoots less than 50% from the field:	8-1	On ESPN2:	0-0		
When Iowa has higher FG% than opponent:	9-1	On ESPNU:	0-1		
When opponent has higher FG%:	0-5	On Mediacom:	3-0		
When FG% is equal:	0-0	On Fox Sports:	0-0		
When Iowa outrebounds opponent:	7-1	BTN.com:	4-1		
When opponent has more rebounds:	2-5	No Television:	0-0		
When rebounds are equal:	0-0				
When Iowa shoots at least 80% from the line:	2-2	Most Points, First Half: 55 vs. Central Arkansas			
When Iowa shoots less than 80% from the line:	7-4	Fewest Points, First Half: 20 vs. Clemson			
When opponent shoots at least 80% from the line:	1-1	Most Points Allowed, First Half: 48 at Iowa State			
When opponent shoots less than 80% from the line:	8-5	Fewest Points Allowed, First Half: 20 vs. Chicago State			
When Iowa shoots more free throws than opponent:	7-3	Most Points, Second Half: 55 vs. Central Arkansas			
When opponent shoots more free throws:	1-3	Fewest Points, Second Half: 30 vs. Creighton/Campbell			
When free throws attempts are equal:	1-0	Most Points Allowed, Second Half: 48 at Northern Iowa			
When Iowa has higher FT% than opponent:	7-4	Fewest Points Allowed, Second Half: 22 vs. Central Arkansas			
When opponent has higher FT%:	2-2	Largest Halftime Advantage: 23 vs. Chicago State			
When FT% is equal:	0-0	Largest Halftime Deficit: 16 vs. Creighton			
When Iowa shoots at least 50% from 3-point range:	1-0				
When Iowa shoots less than 50% from 3-point range:	8-6				
When opponent shoots at least 50% from 3-point range:	0-3				
When opponent shoots less than 50% from 3-point range:	9-3				
When Iowa has a higher 3-point FG% than opponent:	5-0				
When opponent has a higher 3-point FG%:	4-6				
When 3-point FG% is equal:	0-0				
When Iowa has more assists than opponent:	9-2				
When opponent has more assists:	0-4				
When assists are equal:	0-0				
When Iowa has fewer turnovers than opponent:	7-3				
When opponent has fewer turnovers:	2-2				
When turnovers are equal:	0-1				
When Iowa has more steals than opponent:	7-5				
When opponent has more steals:	2-1				
When steals are equal:	0-0				



IOWA HAWKEYE BASKETBALL

Under McCaffery... Iowa Record When...

When playing at home:	16-11	When leading at the half:	16-6	When wearing White:	16-13
When playing on the road:	3-11	When trailing at the half:	2-20	When wearing Black:	3-13
When playing on a neutral court:	1-4	When tied at the half:	2-0	When wearing Gold:	1-0

When Iowa scores 100 points or more:	2-0	Iowa field goal percentage at home:	733-1592	.460
When Iowa scores 90-99 points:	3-0	Iowa field goal percentage on road:	449-1060	.423
When Iowa scores 80-89 points:	4-0	Iowa 3-point percentage at home:	146-424	.344
When Iowa scores 70-79 points:	5-11	Iowa 3-point percentage on road:	75-259	.290
When Iowa scores under 70 points:	6-15	Iowa free throw percentage at home:	424-599	.708
		Iowa free throw percentage on road:	238-345	.690

When opponent scores 100 points or more:	0-0
When opponent scores 90-99 points:	0-1
When opponent scores 80-89 points:	0-8
When opponent scores 70-79 points:	4-12
When opponent scores 60-69 points:	5-5
When opponent scores fewer than 60 points:	11-0

When Iowa shoots at least 50% from the field:	7-3
When Iowa shoots less than 50% from the field:	13-23
When opponent shoots at least 50% from the field:	1-14
When opponent shoots less than 50% from the field:	19-12
When Iowa has higher FG% than opponent:	20-4
When opponent has higher FG%:	0-22
When FG% is equal:	0-0

When Iowa outrebounds opponent:	18-7
When opponent has more rebounds:	2-19
When rebounds are equal:	0-0

When Iowa shoots at least 80% from the line:	4-6
When Iowa shoots less than 80% from the line:	16-20
When opponent shoots at least 80% from the line:	5-7
When opponent shoots less than 80% from the line:	15-19
When Iowa shoots more free throws than opponent:	17-13
When opponent shoots more free throws:	2-12
When free throws attempts are equal:	1-1
When Iowa has higher FT% than opponent:	11-11
When opponent has higher FT%:	9-15
When FT% is equal:	0-0

When Iowa shoots at least 50% from 3-point range:	2-0
When Iowa shoots less than 50% from 3-point range:	18-26
When opponent shoots at least 50% from 3-point range:	0-7
When opponent shoots less than 50% from 3-point range:	20-19
When Iowa has a higher 3-point FG% than opponent:	14-7
When opponent has a higher 3-point FG%:	6-19
When 3-point FG% is equal:	0-0

When Iowa has more assists than opponent:	17-4
When opponent has more assists:	2-21
When assists are equal:	1-1

When Iowa has fewer turnovers than opponent:	12-10
When opponent has fewer turnovers:	7-14
When turnovers are equal:	1-2
When Iowa has more steals than opponent:	14-12
When opponent has more steals:	5-13
When steals are equal:	1-1

On Sunday:	1-6
On Monday:	2-1
On Tuesday:	3-4
On Wednesday:	1-8
On Thursday:	2-2
On Friday:	2-3
On Saturday:	8-2

On BTN:	6-18
On CBS:	0-0
On ESPN:	1-0
On ESPN2:	1-2
On ESPNU:	0-2
On Mediacom:	6-0
On Fox Sports:	0-0
BTN.com:	4-1
No Television:	2-2

Most Points, First Half: 55 vs. Central Arkansas
Fewest Points, First Half: 19 at Minnesota
Most Points Allowed, First Half: 49 vs. Illinois
Fewest Points Allowed, First Half: 18 vs. UL Monroe
Most Points, Second Half: 58 vs. SIU-Edwardsville
Fewest Points, Second Half: 25 vs. Minnesota
Most Points Allowed, Second Half: 52 at Michigan
Fewest Points Allowed, Second Half: 16 vs. Northern Iowa
Largest Halftime Advantage: 33 vs. SIU-Edwardsville
Largest Halftime Deficit: 21 vs. Northwestern

Game 1 - Iowa 96, Chicago State 53

Official Basketball Box Score -- Game Totals -- Final Statistics Chicago State vs Iowa

11/11/11 7:05 p.m. at Carver-Hawkeye Arena - Iowa City, IA

Chicago State 53 • 0-1

#	Player	Total		3-Ptr		Rebounds			PF	TP	A	TO	Blk	Stl	Min
		FG	FGA	FG	FTA	Off	Def	Tot							
01	NELSON, D'Jari	f	2-4	0-0	0-0	1	3	4	5	4	0	2	0	0	22
30	FISHER, Lee	f	4-10	1-3	2-2	1	3	4	2	11	4	4	1	0	38
31	ROBINSON, Jeremy	f	9-16	0-2	2-2	3	4	7	3	20	0	8	0	1	32
11	SIMMONS, Ardarius	g	3-4	0-1	0-0	0	3	3	0	6	3	6	0	1	24
21	SAMUELS, Matt	g	4-8	0-1	0-4	1	1	2	2	8	4	2	1	0	31
15	ANDERSON, Jacobby	g	0-2	0-1	0-0	0	1	1	0	0	1	0	0	0	10
23	WILLIAMS, Aaron	g	1-5	0-1	2-2	1	5	6	3	4	0	2	0	0	21
32	UKAIGWE, Quincy	g	0-0	0-0	0-0	0	0	0	1	0	0	0	0	0	1
35	ROSENBERG, Clarke	g	0-3	0-1	0-0	0	1	1	5	0	0	2	0	0	11
44	CONCEPCION, Francisco	g	0-2	0-0	0-0	0	2	2	1	0	1	1	0	1	10
Team						0	2	2							
Totals		23-54	1-10	6-10	7	25	32	22	53	13	27	2	3		200
FG % 1st Half: 10-22 45.5% 2nd half: 13-32 40.6% Game: 23-54 42.6%															
3FG % 1st Half: 0-5 0.0% 2nd half: 1-5 20.0% Game: 1-10 10.0%															
FT % 1st Half: 0-2 0.0% 2nd half: 6-8 75.0% Game: 6-10 60.0%															
Deadball Rebounds 1															

Iowa 96 • 1-0

#	Player	Total		3-Ptr		Rebounds			PF	TP	A	TO	Blk	Stl	Min
		FG	FGA	FG	FTA	Off	Def	Tot							
01	Basabe, Melsahn	f	3-7	0-0	8-8	2	3	5	1	14	0	0	0	1	20
25	May, Eric	f	4-10	2-5	2-2	0	1	1	1	12	5	1	1	2	26
35	Archie, Devon	c	2-2	0-0	0-0	1	1	2	2	4	1	2	0	1	17
05	Gatens, Matt	g	2-5	1-4	2-2	1	0	1	3	7	2	0	0	1	16
24	Cartwright, Bryce	g	1-5	0-1	0-0	0	2	2	0	2	4	3	0	1	15
00	Olaseni, Gabriel	g	1-2	0-0	6-8	3	1	4	1	8	0	0	0	0	9
02	Oglesby, Josh	g	1-7	1-6	1-2	1	1	2	0	4	4	0	0	0	19
03	Cox, Cody	g	0-0	0-0	0-0	0	1	1	0	0	0	0	0	0	3
04	Marble, Roy Devyn	g	3-6	0-2	0-0	2	5	7	2	6	4	0	0	3	21
13	Denning, Kyle	g	0-0	0-0	2-2	0	0	0	0	2	0	0	0	0	4
14	McCarty, Stephen	g	0-0	0-0	0-0	0	0	0	0	0	0	0	0	0	4
15	McCabe, Zach	g	5-11	2-5	1-3	2	3	5	1	13	1	0	0	1	18
30	White, Aaron	g	6-12	2-3	5-5	4	6	10	1	19	0	1	0	2	18
32	Stubbs, Brandon	g	2-2	1-1	0-0	0	0	0	0	5	1	1	0	2	6
34	Stokes, Darius	g	0-1	0-0	0-0	0	1	1	1	0	0	1	0	0	4
Team						1	1	2							
Totals		30-70	9-27	27-32	17	26	43	13	96	22	10	1	14		200
FG % 1st Half: 14-40 35.0% 2nd half: 16-30 53.3% Game: 30-70 42.9%															
3FG % 1st Half: 3-14 21.4% 2nd half: 6-13 46.2% Game: 9-27 33.3%															
FT % 1st Half: 12-14 85.7% 2nd half: 15-18 83.3% Game: 27-32 84.4%															
Deadball Rebounds 4															

Officials: Jim Haney, Brian Dorsey, D.J. Cartstensen
Technical fouls: Chicago State-None. Iowa-None.

Attendance: 12897

Dale Howard Classic Preliminary Game

Score by periods	1st	2nd	Total
Chicago State	20	33	53
Iowa	43	53	96

	In	Off	2nd	Fast	Bench
Points	Paint	T/O	Chance	Break	
CHI ST	42	8	4	16	4
IOWA	38	25	20	10	57

Last FG - CHI ST 2nd-00:47, IOWA 2nd-00:17.
Largest lead - CHI ST None, IOWA by 45 2nd-02:42.

Score tied - 0 times.
Lead changed - 0 times.

Game 3 - Iowa 88, Northern Illinois 55

Official Basketball Box Score -- Game Totals -- Final Statistics Northern Illinois vs Iowa

11/17/11 7:05 p.m. at Carver-Hawkeye Arena - Iowa City, IA

Northern Illinois 55 • 0-3

#	Player	Total		3-Ptr		Rebounds			PF	TP	A	TO	Blk	Stl	Min
		FG	FGA	FG	FTA	Off	Def	Tot							
05	Toler, Tim	f	4-11	2-5	0-0	2	7	9	2	10	1	5	1	0	23
23	Nader, Abdel	f	8-19	2-4	0-0	2	0	2	2	18	1	2	0	0	30
32	Bolin, Aksel	f	3-3	1-1	0-0	0	3	3	2	7	1	0	0	1	27
03	Christian, Antone	g	1-5	1-5	2-2	2	2	4	1	5	1	4	0	1	15
15	Ford, Marquavese	g	1-3	0-1	2-4	0	3	3	0	4	4	1	0	0	23
11	Miller, Zach	g	0-2	0-1	0-0	0	1	1	1	0	3	0	0	0	17
13	Gray, Kevin	g	0-1	0-0	1-4	2	2	4	1	1	0	1	0	1	17
20	Berg, Stian	g	0-4	0-4	0-0	0	0	0	0	0	0	0	0	0	9
21	Gray, Keith	g	2-5	0-0	0-0	2	0	2	2	2	4	0	2	1	22
35	Barnette, DeAndre	g	0-0	0-0	2-2	0	2	2	0	2	0	0	1	0	5
44	Jackson, Jeremiah	g	0-0	0-0	1-2	2	0	2	0	1	0	1	0	0	3
44	Storm, Tyler	g	0-1	0-1	3-4	0	1	1	1	3	0	0	0	0	9
Team						1	0	1							
Totals		19-54	6-22	11-18	13	21	34	12	55	11	16	3	3		200
FG % 1st Half: 12-23 52.2% 2nd half: 7-31 22.6% Game: 19-54 35.2%															
3FG % 1st Half: 4-10 40.0% 2nd half: 2-12 16.7% Game: 6-22 27.3%															
FT % 1st Half: 2-4 50.0% 2nd half: 9-14 64.3% Game: 11-18 61.1%															
Deadball Rebounds 4															

Iowa 88 • 3-0

#	Player	Total		3-Ptr		Rebounds			PF	TP	A	TO	Blk	Stl	Min
		FG	FGA	FG	FTA	Off	Def	Tot							
01	Basabe, Melsahn	f	2-3	0-0	4-4	1	1	2	1	8	0	0	1	0	20
25	May, Eric	f	6-8	2-2	0-0	0	3	3	2	14	4	2	0	0	19
35	Archie, Devon	f	2-2	0-0	0-0	1	6	7	1	4	0	1	0	2	16
05	Gatens, Matt	g	5-6	3-4	2-2	1	1	2	1	15	2	1	0	1	20
24	Cartwright, Bryce	g	1-5	0-4	2-2	0	1	1	0	4	0	0	0	0	19
00	Olaseni, Gabriel	g	0-3	0-0	0-0	2	3	5	0	0	1	1	0	0	12
02	Oglesby, Josh	g	6-9	4-7	0-0	0	5	5	1	16	2	1	0	1	23
03	Cox, Cody	g	0-0	0-0	0-0	0	0	0	0	0	0	0	0	0	2
04	Marble, Roy Devyn	g	2-8	0-0	1-2	1	1	2	0	5	4	0	0	2	17
13	Denning, Kyle	g	0-0	0-0	0-0	0	0	0	0	0	0	0	0	0	2
14	McCarty, Stephen	g	1-2	0-1	0-0	0	0	0	1	2	0	0	0	0	2
15	McCabe, Zach	g	3-6	2-3	0-0	1	0	1	2	8	2	1	0	2	15
30	White, Aaron	g	4-6	1-1	0-1	2	2	4	3	9	1	2	1	0	21
32	Stubbs, Brandon	g	1-2	1-2	0-0	0	0	0	0	3	0	0	0	2	8
34	Stokes, Darius	g	0-1	0-0	0-0	0	0	0	1	0	1	0	0	0	4
Team						1	2	3							
Totals		33-61	13-21	9-13	10	25	35	13	88	26	9	2	10		200
FG % 1st Half: 18-29 62.1% 2nd half: 15-32 46.9% Game: 33-61 54.1%															
3FG % 1st Half: 7-9 77.8% 2nd half: 6-12 50.0% Game: 13-21 61.9%															
FT % 1st Half: 6-7 85.7% 2nd half: 3-6 50.0% Game: 9-13 69.2%															
Deadball Rebounds 1															

Officials: Gene Steratore, Frank Spencer, Dan Dorian
Technical fouls: Northern Illinois-None. Iowa-None.

Attendance: 9666

Score by periods	1st	2nd	Total
Northern Illinois	30	25	55
Iowa	49	39	88

	In	Off	
--	----	-----	--

Game 5 - Campbell 77, Iowa 61

Official Basketball Box Score -- Game Totals -- Final Statistics

Campbell vs Iowa
11/23/11 7:05 p.m. at Carver-Hawkeye Arena - Iowa City, IA

Campbell 77 • 5-0

#	Player	Total		3-Ptr		Rebounds			PF	TP	A TO Blk Stl				Min
		FG-FGA	FG-FGA	FT-FTA	FT-FTA	Off	Def	Tot			A	TO	Blk	Stl	
15	Harris, Marvelle	f	2-4	0-0	0-0	3	3	6	3	4	0	1	3	0	31
21	Griffin, Eric	c	10-11	0-0	3-5	2	11	13	2	23	1	4	6	1	37
01	Freeman, Trey	g	6-12	1-3	2-3	0	1	1	2	15	4	3	0	1	35
03	Ferguson, Rico	g	2-4	0-0	8-9	0	6	6	2	12	6	3	0	1	38
04	White, Darren	g	6-11	1-2	4-6	1	3	4	4	17	5	8	1	0	39
02	Celestin, Amir		0-0	0-0	0-0	0	1	1	1	0	0	2	0	1	7
10	Horton, Anthony		2-3	2-3	0-0	0	0	0	1	6	1	0	0	0	13
	Team					0	3	3			1				
Totals			28-45	4-8	17-23	6	28	34	15	77	17	22	10	4	200

FG % 1st Half: 15-25 60.0% 2nd half: 13-20 65.0% Game: 28-45 62.2%
3FG % 1st Half: 3-5 60.0% 2nd half: 1-3 33.3% Game: 4-8 50.0%
FT % 1st Half: 5-6 83.3% 2nd half: 12-17 70.6% Game: 17-23 73.9%

Iowa 61 • 3-2

#	Player	Total		3-Ptr		Rebounds			PF	TP	A TO Blk Stl				Min
		FG-FGA	FG-FGA	FT-FTA	FT-FTA	Off	Def	Tot			A	TO	Blk	Stl	
01	Basabe, Melsahn	f	1-5	0-0	0-0	3	0	3	2	2	0	1	0	0	19
25	May, Eric	f	1-4	0-1	2-4	0	2	2	2	4	0	1	0	2	20
05	Archie, Devon	c	1-2	0-0	0-0	1	1	2	2	2	0	3	1	1	9
05	Gatens, Matt	g	5-12	1-5	6-6	1	4	5	3	17	2	0	0	2	40
24	Cartwright, Bryce	g	2-8	0-0	0-0	0	1	1	2	4	2	3	0	2	26
02	Oglesby, Josh		2-3	2-2	0-0	0	0	0	0	6	2	0	0	0	12
04	Marble, Roy Devyn		6-12	0-1	2-2	1	0	1	3	14	4	0	1	1	32
15	McCabe, Zach		3-11	0-2	0-0	6	1	7	4	6	2	3	0	2	24
20	Brommer, Andrew		2-2	0-0	0-0	1	2	3	2	4	0	0	0	0	9
30	White, Aaron		1-7	0-0	0-0	1	3	4	1	2	0	0	0	0	9
	Team					0	1	1							
Totals			24-66	3-11	10-12	14	15	29	21	61	10	14	2	10	200

FG % 1st Half: 14-32 43.8% 2nd half: 10-34 29.4% Game: 24-66 36.4%
3FG % 1st Half: 3-3 33.3% 2nd half: 1-5 20.0% Game: 3-11 27.3%
FT % 1st Half: 1-2 50.0% 2nd half: 9-10 90.0% Game: 10-12 83.3%

Officials: Glenn Mayborg, Terry Oglesby, Wally Rutecki
Technical fouls: Campbell-Griffin, Eric. Iowa-Team.

Attendance: 10501

Dale Howard Classic Preliminary Game

Score by periods	1st	2nd	Total
Campbell	38	39	77
Iowa	31	30	61

Last FG - CAM 2nd-02:34, IOWA 2nd-00:26.

Largest lead - CAM by 20 2nd-01:30, IOWA by 1 1st-15:23.

Points	In	Off	2nd	Fast	Bench
CAM	36	9	6	0	6
IOWA	30	18	10	4	32

Score tied - 2 times.
Lead changed - 4 times.

Game 6 - Iowa 82, IPFW 72

Official Basketball Box Score -- Game Totals -- Final Statistics

IPFW vs Iowa
11/26/11 12:05 p.m. at Carver-Hawkeye Arena - Iowa City, IA

IPFW 72 • 2-2

#	Player	Total		3-Ptr		Rebounds			PF	TP	A TO Blk Stl				Min
		FG-FGA	FG-FGA	FT-FTA	FT-FTA	Off	Def	Tot			A	TO	Blk	Stl	
05	Smeathers, Jason	f	2-8	1-6	4-5	0	3	3	4	9	0	2	1	0	30
11	Peckinpaugh, John	f	0-1	0-1	1-2	0	3	3	5	1	3	4	0	0	28
44	McCorkle, Trey	f	2-3	0-0	8-8	2	6	8	4	12	2	5	1	0	26
01	Marlin, Jonny	g	1-3	1-3	0-0	0	2	2	1	3	2	6	0	0	36
04	Gaines, Frank	g	10-14	3-4	2-5	0	5	5	5	25	2	4	0	2	29
10	McCray, Isaiah		0-1	0-1	0-0	0	0	0	1	0	0	0	0	0	5
15	Hines, Mario		4-8	0-0	4-6	3	3	6	3	12	1	0	0	0	18
20	Kibiloski, Michael		1-3	1-2	0-0	0	1	1	1	3	1	1	0	0	18
53	Edwards, Joe		3-3	1-1	0-0	0	1	1	0	7	0	2	0	0	10
	Team					0	1	1							
Totals			23-44	7-18	19-26	5	25	30	24	72	11	24	2	2	200

FG % 1st Half: 9-21 42.9% 2nd half: 14-23 60.9% Game: 23-44 52.3%
3FG % 1st Half: 3-11 27.3% 2nd half: 4-7 57.1% Game: 7-18 38.9%
FT % 1st Half: 8-12 66.7% 2nd half: 11-14 78.6% Game: 19-26 73.1%

Iowa 82 • 4-2

#	Player	Total		3-Ptr		Rebounds			PF	TP	A TO Blk Stl				Min
		FG-FGA	FG-FGA	FT-FTA	FT-FTA	Off	Def	Tot			A	TO	Blk	Stl	
01	Basabe, Melsahn	f	1-2	0-0	0-0	1	3	4	3	2	1	2	0	1	11
15	McCabe, Zach	f	4-6	1-1	3-4	1	2	3	4	12	0	0	0	3	27
25	May, Eric	f	1-2	0-0	0-0	0	1	1	2	2	1	1	0	0	11
05	Gatens, Matt	g	6-12	2-3	8-9	0	4	4	1	22	5	2	0	2	33
24	Cartwright, Bryce	g	4-8	0-0	4-5	0	3	3	0	12	5	4	0	1	34
00	Olaseni, Gabriel		1-1	0-0	0-0	0	1	1	1	2	0	1	0	0	5
02	Oglesby, Josh		2-6	1-5	1-3	0	1	1	0	6	2	0	0	0	18
04	Marble, Roy Devyn		4-6	1-1	2-5	1	1	2	3	11	2	3	0	1	22
20	Brommer, Andrew		2-2	0-0	1-5	1	3	4	5	1	0	0	0	3	21
30	White, Aaron		3-6	0-1	2-2	2	0	2	1	8	0	2	0	2	18
	Team					0	1	1							
Totals			28-51	5-11	21-33	6	20	26	19	82	17	15	0	13	200

FG % 1st Half: 14-29 48.3% 2nd half: 14-22 63.6% Game: 28-51 54.9%
3FG % 1st Half: 4-8 50.0% 2nd half: 1-3 33.3% Game: 5-11 45.5%
FT % 1st Half: 7-11 63.6% 2nd half: 14-22 63.6% Game: 21-33 63.6%

Officials: Mike Eades, Brian Dorsey, Larry Scirotto

Technical fouls: IPFW-None. Iowa-None.

Attendance: 9904

Score by periods	1st	2nd	Total
IPFW	29	43	72
Iowa	39	43	82

Points	In	Off	2nd	Fast	Bench
IPFW	26	12	4	9	22
IOWA	36	33	4	12	32

Last FG - IPFW 2nd-01:21, IOWA 2nd-01:37.
Largest lead - IPFW None, IOWA by 12 1st-06:27.

Score tied - 1 time.
Lead changed - 0 times.

Game 7 - Clemson 71, Iowa 55

Official Basketball Box Score -- Game Totals -- Final Statistics

Clemson vs Iowa
11/29/11 8:20 p.m. at Carver-Hawkeye Arena - Iowa City, IA

Clemson 71 • 4-2

#	Player	Total		3-Ptr		Rebounds			PF	TP	A TO Blk Stl				Min
		FG-FGA	FG-FGA	FT-FTA	FT-FTA	Off	Def	Tot			A	TO	Blk	Stl	
05	Smith, Tanner	f	3-7	1-5	0-0	1	13	14	1	7	8	2	0	0	34
24	Jennings, Milton	f	1-5	0-1	0-0	0	1	1	3	2	1	5	1	0	23
31	Booker, Devin	c	4-6	1-1	0-0	2	10	12	4	9	1	1	0	0	24
04	Hall, Rod	g	3-6	0-0	1-4	0	1	1	4	7	1	1	0	0	28
11	Young, Andre	g	6-10	5-6	2-2	1	0	1	3	19	4	1	0	2	28
01	Sapp, T.J.		5-9	3-6	0-0	0	3	3	2	13	2	2	0	0	22
02	Fields, Carson		0-1	0-0	0-0	0	0	0	0	0	0	0	0	0	1
10	Baciu, Catalin		4-5	0-0	0-0	3	1	4	2	8	0	1	0	0	10
15	Coleman, Devin		0-0	0-0	0-0	0	0	0	0	0	0	2	0	0	2
21	Narcisse, Bryan		1-3	1-2	0-0	0	2	2	1	3	2	1	2	0	16
22	Sullivan, Bernard		0-0	0-0	0-0	0	2	2	0	0	0	2	0	0	7
32	McDaniels, K.J.		1-2	0-0	1-1	0	1	1	1	3	1	0	0	0	5
	Team					1	0	1			1				
Totals			28-54	11-21	4-7	8	34	42	21	71	20	19	3	2	200

FG % 1st Half: 13-27 48.1% 2nd half: 15-27 55.6% Game: 28-54 51.9%
3FG % 1st Half: 7-14 50.0% 2nd half: 4-7 57.1% Game: 11-21 52.4%
FT % 1st Half: 1-1 100.0 2nd half: 3-6 50.0% Game: 4-7 57.1%

Iowa 55 • 4-3

#	Player		Total		3-Ptr		Rebounds			PF	TP	A TO Blk Stl				Min
			FG-FGA	FG-FGA	FT-FTA	Off	Def	Tot	A			TO	Blk	Stl		
01	Basabe, Melsahn	f	1-6	0-0	0-0	1	0	1	0	2	0	1	1	0	20	
15	McCabe, Zach	f	3-4	0-0	1-1	2	5	7	5	7	0	3	0	2	19	
25	May, Eric	f	1-6	0-3	0-0	0	2	2	1	2	1	0	0	0	12	
05	Gatens, Matt	g	1-6	0-1	6-7	0	0	0	2	8	0	1	0	1	33	
24	Cartwright, Bryce	g	2-11	0-1	3-4	0	2	2	0	7	2	2	0	1	28	
00	Olaseni, Gabriel		0-0	0-0	0-0	0	0	0	0	0	1	0	0	0	5	
02	Oglesby, Josh		4-9	3-4	4-4	1	2	3	0	15	0	0	0	2	25	
04	Marble, Roy Devyn		2-8	0-1	2-2	0	0	0	0	6	1	0	1	1	17	
14	McCarty, Stephen		0-0	0-0	0-0	0	0	0	0	0	0	2	0	0	2	
20	Brommer, Andrew		0-2	0-0	2-2	2	1	3	0	2	0	1	0	0	15	
30	White, Aaron		2-4	0-1	0-0	0	4	4	2	4	0	0	0	0	17	
32	Stubbs, Brandon		0-0	0-0	2-2	0	0	0	0	2	0	0	0	0	2	
34	Stokes, Darius		0-0	0-0	0-0	0	1	1	1	0	0	0	1	1	3	
35	Archie, Devon		0-0	0-0	0-0	0	0	0	0	0	0	0	0	0	2	
Team			2 2 4													
Totals			16-56	3-11	20-22	8	19	27	11	55	5	10	3	8	200	

Game 9 - Northern Iowa 80, Iowa 60

Official Basketball Box Score -- Game Totals -- Final Statistics

Iowa vs UNI

12/06/11 7:05 p.m. at Cedar Falls, Iowa (McLeod Center)

Iowa 60 • 5-4

#	Player	Total		3-Ptr		Rebounds			PF	TP	A	TO	Blk	Stl	Min
		FG	FGA	FG	FGA	FT	FTA	Off Def Tot							
01	Basabe, Melsahn	*	4-8	0-0	0-0	0	6	6	3	8	1	2	0	1	26
04	Marble, Roy Devyn	*	7-12	0-2	0-3	1	3	4	4	14	4	2	0	2	37
05	Gatens, Matt	*	3-9	0-4	0-0	0	4	4	3	6	1	1	0	2	37
15	McCabe, Zach	*	1-3	0-0	0-0	1	4	5	2	1	3	0	0	0	17
25	May, Eric	*	5-11	0-2	0-1	1	1	2	3	10	1	0	0	0	30
00	Olaseni, Gabriel		0-0	0-0	0-0	0	0	0	0	0	0	0	0	0	1
02	Oglesby, Josh		3-6	1-3	0-1	0	1	1	1	7	0	1	0	0	20
20	Brommer, Andrew		2-2	0-0	0-0	1	3	4	2	4	1	1	0	0	22
30	White, Aaron		2-3	0-1	3-4	2	1	3	2	7	1	1	0	0	6
35	Archie, Devon		1-1	0-0	0-0	0	1	1	2	2	0	1	0	0	4
Team						2	1	3							
Totals			28-55	1-12	3-9	8	25	33	25	60	10	12	0	5	200

FG % 1st Half: 13-22 59.1% 2nd half: 15-33 45.5% Game: 28-55 50.9% Deadball Rebounds 1
 3FG % 1st Half: 1-4 25.0% 2nd half: 0-8 0.0% Game: 1-12 8.3%
 FT % 1st Half: 0-3 0.0% 2nd half: 3-6 50.0% Game: 3-9 33.3%

UNI 80 • 8-1

#	Player	Total		3-Ptr		Rebounds			PF	TP	A	TO	Blk	Stl	Min
		FG	FGA	FG	FGA	FT	FTA	Off Def Tot							
01	Mitchell, Deon	*	2-7	1-3	0-1	0	2	2	2	5	0	1	0	1	24
10	Tuttle, Seth	*	4-6	0-0	4-5	1	6	7	0	12	0	0	1	0	26
13	Moran, Johnny	*	1-5	0-3	2-2	0	3	3	2	4	0	1	0	0	31
20	Koch, Jake	*	3-6	3-4	4-4	0	5	5	2	13	6	4	2	1	29
52	James, Anthony	*	4-10	2-4	8-8	0	1	1	2	18	3	2	0	0	31
04	Rank, Chip		3-3	3-3	1-1	1	0	1	0	10	0	0	0	0	11
21	Morrison, Matt		1-1	1-1	0-0	0	1	1	2	3	0	0	0	0	9
23	Sonnen, Marc		1-3	1-3	8-8	1	1	2	3	11	0	1	0	0	24
24	Martino, Max		0-0	0-0	0-0	0	0	0	0	0	0	0	0	0	1
33	Pehl, Austin		1-3	0-0	2-4	0	2	2	2	4	0	1	0	0	13
34	Lange, Tyler		0-0	0-0	0-0	0	1	1	0	0	0	0	0	0	1
Team						1	1	2							
Totals			20-44	11-21	29-33	4	23	27	15	80	9	10	3	2	200

FG % 1st Half: 10-21 47.6% 2nd half: 10-23 43.5% Game: 20-44 45.5% Deadball Rebounds 0
 3FG % 1st Half: 6-10 60.0% 2nd half: 5-11 45.5% Game: 11-21 52.4%
 FT % 1st Half: 6-9 66.7% 2nd half: 23-24 95.8% Game: 29-33 87.9%

Officials: Bo Boroski, John Higgins, Paul Janssen
 Technical fouls: Iowa-McCabe, Zach; TEAM 3. UNI-None.
 Attendance: 6834

Score by periods			1st	2nd	Total	In			Off	2nd	Fast	Bench		
			Iowa	UNI		Points	Paint	T/O	Chance	Break		Points	In	Off
			27	33	60	20	12	10	0	20	0	28	30	16
			32	48	80	14	26	2	0	28	0	21	34	20

Last FG - IOWA 2nd-01:02, UNI 2nd-00:35.
 Largest lead - IOWA by 10 1st-16:49, UNI by 20 2nd-04:45.
 Score tied - 3 times.
 Lead changed - 1 time.

Game 11 - Iowa 82, Drake 68

Official Basketball Box Score -- Game Totals -- Final Statistics

Drake vs Iowa

12/17/11 8:05 p.m. at Carver-Hawkeye Arena - Iowa City, IA

Drake 68 • 6-4

#	Player	Total		3-Ptr		Rebounds			PF	TP	A	TO	Blk	Stl	Min
		FG	FGA	FG	FGA	FT	FTA	Off Def Tot							
01	Clarke, Jordan	f	4-8	0-0	2-3	6	4	10	5	10	0	0	1	2	12
10	Jeffers, Jeremy	f	3-5	1-2	2-2	0	3	3	2	9	0	1	0	0	26
34	Simons, Ben	f	2-8	1-5	0-1	2	1	3	4	5	3	4	0	0	33
11	Madison, Karl	g	1-3	1-2	4-4	0	3	3	2	7	1	2	0	1	25
24	Rice, Rayvonte	g	8-16	0-3	7-9	4	1	5	4	23	1	6	0	2	35
02	Hawley, Aaron		2-7	1-5	1-2	0	2	2	0	6	0	0	0	0	22
03	Alexander, Kurt		3-7	1-2	0-0	1	1	2	4	7	2	2	0	0	15
22	Woods, Kraidon		0-0	0-0	1-2	1	3	4	2	1	0	4	1	0	25
25	Smith, David		0-0	0-0	0-0	0	0	0	0	0	0	0	0	0	7
Team						0	1	1							
Totals			23-54	5-19	17-23	14	19	33	23	68	7	19	2	5	200

FG % 1st Half: 11-30 36.7% 2nd half: 12-24 50.0% Game: 23-54 42.6% Deadball Rebounds 4
 3FG % 1st Half: 3-12 25.0% 2nd half: 2-7 28.6% Game: 5-19 26.3%
 FT % 1st Half: 5-8 62.5% 2nd half: 12-15 80.0% Game: 17-23 73.9%

Iowa 82 • 6-5

#	Player	Total		3-Ptr		Rebounds			PF	TP	A	TO	Blk	Stl	Min
		FG	FGA	FG	FGA	FT	FTA	Off Def Tot							
01	Basabe, Melsahn	f	4-7	0-0	2-3	2	3	5	3	10	0	3	2	1	25
15	McCabe, Zach	f	4-5	0-0	0-0	3	3	6	2	8	1	0	0	2	24
25	May, Eric	f	0-3	0-2	3-4	2	1	3	4	3	1	0	2	2	14
04	Marble, Roy Devyn	g	3-7	0-1	4-5	0	1	1	1	10	5	2	0	2	19
05	Gatens, Matt	g	7-14	1-5	5-7	3	3	6	2	20	2	1	0	3	40
02	Oglesby, Josh		2-5	1-3	0-0	0	2	2	0	5	3	0	1	0	19
20	Brommer, Andrew		2-2	0-0	0-0	1	1	2	2	4	0	2	0	1	13
24	Cartwright, Bryce		2-9	0-1	8-8	0	1	1	1	12	3	3	0	1	28
30	White, Aaron		4-4	1-1	1-2	2	3	5	2	10	1	1	1	0	18
Team						0	1	1							
Totals			28-56	3-13	23-29	13	19	32	17	82	16	12	6	12	200

FG % 1st Half: 19-33 57.6% 2nd half: 9-23 39.1% Game: 28-56 50.0% Deadball Rebounds 2
 3FG % 1st Half: 2-5 40.0% 2nd half: 1-8 12.5% Game: 3-13 23.1%
 FT % 1st Half: 4-5 80.0% 2nd half: 19-24 79.2% Game: 23-29 79.3%

Officials: Mike Sanzere, Frank Spencer, Bert Smith
 Technical fouls: Drake-None. Iowa-None.
 Attendance: 10479
 Fouled Out: Drake - Clarke (09:50)

Score by periods			1st	2nd	Total	In			Off	2nd	Fast	Bench		
			Drake	Iowa		Points	Paint	T/O	Chance	Break		Points	In	Off
			30	38	68	30	9	15	4	14	0	44	30	16
			44	38	82	40	21	18	4	31	0	55	36	23

Last FG - DU 2nd-00:24, IOWA 2nd-01:38.
 Largest lead - DU by 3 1st-09:39, IOWA by 16 2nd-12:41.
 Score tied - 4 times.
 Lead changed - 6 times.

Game 10 - Iowa State 86, Iowa 76

Official Basketball Box Score -- Game Totals -- Final Statistics

Iowa vs Iowa State

12/09/11 7:05 p.m. at Hilton Coliseum - Ames, IA

Iowa 76 • 5-5

#	Player	Total		3-Ptr		Rebounds			PF	TP	A	TO	Blk	Stl	Min
		FG	FGA	FG	FGA	FT	FTA	Off Def Tot							
01	Basabe, Melsahn	*	7-12	0-0	4-6	4	5	9	1	18	0	2	0	0	32
04	Marble, Roy Devyn	*	5-12	1-1	10-11	1	3	4	3	21	5	2	0	2	37
05	Gatens, Matt	*	3-7	3-6	2-2	0	4	4	4	11	1	2	0	0	39
15	McCabe, Zach	*	3-4	0-0	2-2	0	3	3	4	8	1	1	0	0	16
25	May, Eric	*	2-5	1-1	0-0	1	1	2	3	5	0	1	0	1	15
02	Oglesby, Josh		2-6	1-4	1-1	1	2	3	1	6	1	0	0	0	22
20	Brommer, Andrew		0-1	0-0	0-0	0	1	1	3	0	0	1	0	1	12
24	Cartwright, Bryce		0-1	0-0	0-0	0	0	0	0	0	2	2	0	0	6
30	White, Aaron		2-8	0-1	3-3	1	2	3	5	7	2	1	0	2	21
Team						0	1	1							
Totals			24-56	6-13	22-25	8	22	30	24	76	12	12	0	6	200

FG % 1st Half: 10-26 38.5% 2nd half: 14-30 46.7% Game: 24-56 42.9% Deadball Rebounds 2
 3FG % 1st Half: 1-5 20.0% 2nd half: 5-8 62.5% Game: 6-13 46.2%
 FT % 1st Half: 6-8 75.0% 2nd half: 16-17 94.1% Game: 22-25 88.0%

Iowa State 86 • 7-3

#	Player		Total		3-Ptr		Rebounds			PF	TP	A	TO	Blk	Stl	Min
			FG-FA	FG-FGA	FT-FTA	Off	Def	Tot								
02	Babb, Chris	*	3-9	2-6	2-2	2	2	4	1	10	2	0	0	1	35	
03	Ejim, Melvin	*	5-7	0-1	3-3	0	4	4	3	13	1	0	0	0	21	
04	Allen, Chris	*	3-7	1-3	2-2	0	2	2	4	9	2	2	0	0	17	
11	Christopherson,Scott	*	6-11	3-6	1-2	0	3	3	2	16	2	1	0	1	30	
30	White, Royce	*	7-8	0-0	3-5	0	8	8	2	17	3	5	2	1	37	
00	Railey, Jordan		0-0	0-0	0-0	0	0	0	0	0	0	0	0	0	1	
01	Palo, Bubu		2-5	1-1	9-15	1	2	3	4	14	6	1	0	1	30	
22	Booker, Anthony		0-0	0-0	0-0	1	0	1	3	0	1	0	0	0	4	
23	Gibson, Percy		1-2	0-0	0-0	0	4	4	3	2	0	1	1	1	14	
25	McGee, Tyrus		1-2	1-2	2-2	3	0	3	0	5	0	2	0	0	11	
	Team					0	0	0								
Totals			28-51	8-19	22-31	7	25	32	22	86	17	12	3	4	200	

Game 13 - Iowa 81, Boise State 72

Official Basketball Box Score -- Game Totals -- Final Statistics
Boise State vs Iowa
12/22/11 7:45 p.m. at Carver-Hawkeye Arena - Iowa City, IA

Boise State 72 • 9-4

#	Player	Total		3-Ptr		Rebounds			PF	TP	A	TO	Blk	Stl	Min
		FG-FGA	FG-FGA	FT-FTA	FT-FTA	Off	Def	Tot							
15	Bropleh, Thomas	f	4-12	1-4	3-4	2	4	6	1	12	1	2	0	0	30
22	Wiley, Drew	f	3-4	3-4	0-0	0	2	2	4	9	2	1	0	0	25
23	Watkins, Ryan	f	1-5	0-0	0-0	0	0	0	0	2	0	0	0	0	12
11	Elorriaga, Jeff	g	3-5	1-3	0-0	1	5	6	3	7	1	2	0	1	34
30	Perryman, Westly	g	1-6	1-3	0-2	0	4	4	4	3	4	1	1	0	28
02	Marks, Derrick		7-13	1-1	2-4	2	2	4	2	17	3	0	0	0	25
05	Hanstad, Joe		0-0	0-0	0-0	0	0	0	2	0	1	1	0	0	6
10	Nichols, Tre		1-5	1-3	0-0	0	1	1	2	3	1	0	0	0	10
33	Crayton, Jarrell		0-0	0-0	1-2	2	1	3	2	1	0	0	0	0	6
42	Buckner, Kenny		9-12	0-0	0-0	2	2	4	2	18	0	0	0	0	24
	Team					3	1	4			1				
Totals			29-62	8-18	6-12	12	22	34	22	72	13	8	1	1	200
FG % 1st Half: 14-35 40.0%		2nd half: 15-27 55.6%		Game: 29-62 46.8%		Deadball									
3FG % 1st Half: 4-9 44.4%		2nd half: 4-9 44.4%		Game: 8-18 44.4%		Rebounds									
FT % 1st Half: 1-2 50.0%		2nd half: 5-10 50.0%		Game: 6-12 50.0%		2									

Iowa 81 • 8-5

#	Player	Total		3-Ptr		Rebounds			PF	TP	A	TO	Blk	Stl	Min
		FG-FGA	FG-FGA	FT-FTA	FT-FTA	Off	Def	Tot							
01	Basabe, Melsahn	f	6-9	0-0	2-3	4	7	11	0	14	0	0	4	0	31
15	McCabe, Zach	f	1-3	0-0	0-0	0	2	2	2	2	0	1	0	0	11
25	May, Eric	f	1-6	1-2	0-0	1	0	1	1	3	3	0	1	1	21
04	Marble, Roy Devyn	g	5-10	0-0	8-10	1	7	8	1	18	5	1	3	3	31
05	Gatens, Matt	g	5-11	1-4	5-5	1	1	2	2	16	3	0	0	1	38
02	Oglesby, Josh		2-4	2-4	3-4	1	0	1	0	9	1	1	0	0	22
20	Brommer, Andrew		0-0	0-0	0-0	0	0	0	2	0	0	0	0	0	9
24	Cartwright, Bryce		0-3	0-1	1-2	0	2	2	1	1	2	1	0	0	10
30	White, Aaron		6-8	0-1	6-7	1	5	6	2	18	0	1	0	1	27
	Team					1	1	2							
Totals			26-54	4-12	25-31	10	25	35	11	81	14	5	8	6	200
FG % 1st Half: 11-28 39.3%		2nd half: 15-26 57.7%		Game: 26-54 48.1%		Deadball									
3FG % 1st Half: 2-7 28.6%		2nd half: 2-5 40.0%		Game: 4-12 33.3%		Rebounds									
FT % 1st Half: 9-10 90.0%		2nd half: 16-21 76.2%		Game: 25-31 80.6%		2									

Officials: Jim Burr, D.J. Carlsensen, Wally Rutecki
Technical fouls: Boise State-None. Iowa-None.
Attendance: 13122

Score by periods	1st	2nd	Total
Boise State	33	39	72
Iowa	33	48	81

Last FG - BSU 2nd-00:07, IOWA 2nd-00:19.
Largest lead - BSU by 3 1st-17:10, IOWA by 11 2nd-00:11.

Score tied - 11 times.
Lead changed - 14 times.

Game 14 - Purdue 79, Iowa 76

Official Basketball Box Score -- Game Totals -- Final Statistics
Purdue vs Iowa
12/28/11 8:35 p.m. at Carver-Hawkeye Arena - Iowa City, IA

Purdue 79 • 11-3, 1-0

#	Player	Total		3-Ptr		Rebounds			PF	TP	A	TO	Blk	Stl	Min
		FG-FGA	FG-FGA	FT-FTA	FT-FTA	Off	Def	Tot							
04	Hummel, Robbie	f	5-14	1-5	5-6	3	8	11	3	16	1	1	1	1	28
34	Lawson, Jacob	f	2-4	0-0	0-0	3	2	5	4	4	0	0	0	0	14
12	Barlow, Kelsey	g	5-7	0-0	2-3	0	2	2	2	12	0	0	0	0	27
23	Jackson, Lewis	g	3-8	0-1	0-0	0	2	2	3	6	4	3	0	1	30
24	Smith, Ryne	g	2-6	1-5	0-0	2	3	5	2	5	0	0	0	0	26
00	Johnson, Terone		3-7	0-1	0-2	0	3	3	2	6	2	1	0	1	17
01	Johnson, Anthony		2-3	0-0	0-0	0	2	2	1	4	1	1	0	0	8
21	Byrd, D.J.		6-9	2-5	0-0	0	1	1	3	14	2	0	0	0	22
23	Hart, John		3-4	2-3	0-0	0	1	1	1	8	0	0	0	0	11
50	Carroll, Travis		2-4	0-0	0-0	0	0	0	0	4	1	1	0	1	17
	Team					1	2	3							
Totals			33-66	6-20	7-11	9	26	35	21	79	11	7	1	6	200
FG % 1st Half: 19-35 54.3%		2nd half: 14-31 45.2%		Game: 33-66 50.0%		Deadball									
3FG % 1st Half: 6-13 46.2%		2nd half: 0-7 0.0%		Game: 6-20 30.0%		Rebounds									
FT % 1st Half: 1-2 50.0%		2nd half: 6-9 66.7%		Game: 7-11 63.6%		2									

Iowa 76 • 8-6, 0-1

#	Player	Total		3-Ptr		Rebounds			PF	TP	A	TO	Blk	Stl	Min
		FG-FGA	FG-FGA	FT-FTA	FT-FTA	Off	Def	Tot							
01	Basabe, Melsahn	f	6-8	0-0	2-3	0	8	8	1	14	0	3	2	0	33
15	McCabe, Zach	f	2-3	0-0	1-1	2	3	5	4	5	0	1	0	0	16
04	Marble, Roy Devyn	g	6-12	0-1	5-8	1	0	1	2	17	6	0	1	1	35
05	Gatens, Matt	g	3-9	1-2	4-4	2	4	6	1	11	5	0	0	0	36
25	May, Eric	g	2-7	1-2	4-4	1	5	6	4	9	0	1	0	0	20
02	Oglesby, Josh		1-2	1-1	0-0	0	2	2	0	3	0	1	0	0	14
20	Brommer, Andrew		0-0	0-0	2-4	0	0	0	0	2	0	1	0	0	6
24	Cartwright, Bryce		4-10	0-3	0-1	0	1	1	0	8	4	1	0	0	21
30	White, Aaron		2-4	0-2	3-4	1	2	3	1	7	0	2	1	0	19
	Team					1	1	2							
Totals			26-55	3-11	21-29	8	26	34	13	76	15	10	4	1	200
FG % 1st Half: 13-24 54.2%		2nd half: 13-31 41.9%		Game: 26-55 47.3%		Deadball									
3FG % 1st Half: 1-5 20.0%		2nd half: 2-6 33.3%		Game: 3-11 27.3%		Rebounds									
FT % 1st Half: 12-15 80.0%		2nd half: 9-14 64.3%		Game: 21-29 72.4%		3									

Officials: Mike Sanzere, Mike Eades, Bert Smith
Technical fouls: Purdue-None. Iowa-None.
Attendance: 13314
Big Ten Opener

Score by periods	1st	2nd	Total
Purdue	45	34	79
Iowa	39	37	76

Last FG - PUR 2nd-00:19, IOWA 2nd-00:01.
Largest lead - PUR by 9 1st-03:55, IOWA by 2 1st-16:59.

Score tied - 4 times.
Lead changed - 4 times.

Game 15 - Iowa 72, #11 Wisconsin 65

Official Basketball Box Score -- Game Totals -- Final Statistics
Iowa vs Wisconsin
12/31/11 12pm at Kohl Center, Madison, Wis.

Iowa 72 • 9-6, 1-1

#	Player	Total			3-Ptr		Rebounds			PF	TP	A	TO	Blk	Stl	Min
		FG-FGA	FG-FGA	FT-FTA	Off	Def	Tot									
01	Basabe, Melsahn	f	6-11	0-0	2-5	5	4	9	4	14	0	3	1	2	33	
15	McCabe, Zach	f	3-5	0-2	0-0	1	2	3	4	6	0	2	0	0	23	
04	Marble, Roy Devyn	g	3-6	0-0	1-3	0	4	4	2	7	1	1	0	0	29	
05	Gatens, Matt	g	2-9	0-1	2-2	2	10	12	1	6	3	0	2	0	34	
25	May, Eric	g	1-4	0-0	0-0	0	5	5	0	2	0	1	0	0	18	
00	Olaseni, Gabriel		0-1	0-0	0-0	0	0	0	0	0	0	0	0	0	2	
02	Oglesby, Josh		1-4	0-1	0-0	0	1	1	0	2	0	0	0	0	9	
20	Brommer, Andrew		0-0	0-0	0-0	0	0	0	2	0	0	1	0	0	1	
24	Cartwright, Bryce		7-12	0-0	3-3	1	1	2	1	17	5	1	0	0	31	
30	White, Aaron		6-7	2-2	4-4	2	2	4	3	18	1	1	1	0	20	
Team						1	0	1								
Totals			29-59	2-6	12-17	12	29	41	17	72	10	10	4	2	200	
FG % 1st Half: 14-33 42.4%		2nd half:	15-26 57.7%	Game:	29-59 49.2%											
3FG % 1st Half: 0-3 0.0%		2nd half:	2-3 66.7%	Game:	2-6 33.3%											
FT % 1st Half: 3-6 50.0%		2nd half:	9-11 81.8%	Game:	12-17 70.6%											
															Deadball Rebounds 1.1	

IOWA HAWKEYE BASKETBALL
Iowa Combined Team Statistics (as of Jan 01, 2012)
Conference games

RECORD:	OVERALL	HOME	AWAY	NEUTRAL
ALL GAMES	1-1	0-1	1-0	0-0
CONFERENCE	1-1	0-1	1-0	0-0
NON-CONFERENCE	0-0	0-0	0-0	0-0

##	Player	gp-gs	min	avg	Total		3-Point		F-Throw		Rebounds				pf	dq	a	to	blk	stl	pts	avg
					fg-fga	fg%	3fg-fga	3fg%	ft-fa	ft%	off	def	tot	avg								
01	Basabe, Melsahn	2-2	66	33.0	12-19	.632	0-0	.000	4-8	.500	5	12	17	8.5	5	0	0	6	3	2	28	14.0
30	White, Aaron	2-0	39	19.5	8-11	.727	2-4	.500	7-8	.875	3	4	7	3.5	4	0	1	3	2	0	25	12.5
24	Cartwright, Bryce	2-0	52	26.0	11-22	.500	0-3	.000	3-4	.750	1	2	3	1.5	1	0	9	2	0	0	25	12.5
04	Marble, Roy Devyn	2-2	64	32.0	9-18	.500	0-1	.000	6-11	.545	1	4	5	2.5	4	0	7	1	1	1	24	12.0
05	Gatens, Matt	2-2	70	35.0	5-18	.278	1-3	.333	6-6	1.000	4	14	18	9.0	2	0	8	0	2	0	17	8.5
25	May, Eric	2-2	38	19.0	3-11	.273	1-2	.500	4-4	1.000	1	10	11	5.5	4	0	0	2	0	0	11	5.5
15	McCabe, Zach	2-2	39	19.5	5-8	.625	0-2	.000	1-1	1.000	3	5	8	4.0	8	0	0	3	0	0	11	5.5
02	Oglesby, Josh	2-0	23	11.5	2-6	.333	1-2	.500	0-0	.000	0	3	3	1.5	0	0	0	1	0	0	5	2.5
20	Brommer, Andrew	2-0	7	3.5	0-0	.000	0-0	.000	2-4	.500	0	0	0	0.0	2	0	0	2	0	0	2	1.0
00	Olaseni, Gabriel	1-0	2	2.0	0-1	.000	0-0	.000	0-0	.000	0	0	0	0.0	0	0	0	0	0	0	0	0.0
Team											2	1	3									
Total.....		2	400		55-114	.482	5-17	.294	33-46	.717	20	55	75	37.5	30	0	25	20	8	3	148	74.0
Opponents.....		2	400		57-135	.422	9-48	.188	21-28	.750	26	48	74	37.0	39	1	20	15	6	9	144	72.0

TEAM STATISTICS	IOWA	OPP	Date	Opponent	Score	Att.
SCORING	148	144	*	12/28/11	PURDUE	L 76-79 13314
Points per game	74.0	72.0	*	12/31/11	at Wisconsin	W 72-65 17230
Scoring margin	+2.0	-				
FIELD GOALS-ATT	55-114	57-135	# = Dale Howard Classic, Des Moines, Iowa			
Field goal pct	.482	.422	^ = Big Ten/ACC Challenge			
3 POINT FG-ATT	5-17	9-48	* = Conference game			
3-point FG pct	.294	.188				
3-pt FG made per game	2.5	4.5				
FREE THROWS-ATT	33-46	21-28				
Free throw pct	.717	.750				
F-Throws made per game	16.5	10.5				
REBOUNDS	75	74				
Rebounds per game	37.5	37.0				
Rebounding margin	+0.5	-				
ASSISTS	25	20				
Assists per game	12.5	10.0				
TURNOVERS	20	15				
Turnovers per game	10.0	7.5				
Turnover margin	-2.5	-				
Assist/turnover ratio	1.3	1.3				
STEALS	3	9				
Steals per game	1.5	4.5				
BLOCKS	8	6				
Blocks per game	4.0	3.0				
ATTENDANCE	13314	17230				
Home games-Avg/Game	1-13314	1-17230				
Neutral site-Avg/Game	-	0-0				

Score by Periods	1st	2nd	Totals
Iowa	70	78	148
Opponents	76	68	144

IOWA HAWKEYE BASKETBALL
Iowa Combined Team Statistics (as of Jan 01, 2012)
All games

Overall record: 9-6 Conf: 1-1 Home: 8-3 Away: 1-2 Neutral: 0-1

##	Player	gp-gs	min	avg	Total		3-Point		F-Throw		Rebounds				pf	dq	a	to	blk	stl	pts	avg
					fg-fga	fg%	3fg-fga	3fg%	ft-fa	ft%	off	def	tot	avg								
05	Gatens, Matt	15-15	487	32.5	64-144	.444	21-62	.339	50-55	.909	18	45	63	4.2	30	0	37	14	2	21	199	13.3
04	Marble, Roy Devyn	15-7	377	25.1	57-126	.452	3-13	.231	49-66	.742	15	32	47	3.1	27	0	55	13	6	23	166	11.1
01	Basabe, Melsahn	15-15	355	23.7	57-110	.518	0-0	.000	37-52	.712	29	66	95	6.3	29	0	4	24	14	10	151	10.1
30	White, Aaron	15-0	267	17.8	52-107	.486	7-24	.292	33-42	.786	29	40	69	4.6	26	1	9	20	6	12	144	9.6
25	May, Eric	15-15	303	20.2	42-100	.420	12-31	.387	14-20	.700	13	35	48	3.2	28	0	24	17	5	13	110	7.3
15	McCabe, Zach	15-10	287	19.1	42-83	.506	7-18	.389	15-21	.714	30	39	69	4.6	46	2	12	19	0	14	106	7.1
02	Oglesby, Josh	15-0	264	17.6	36-82	.439	21-51	.412	11-17	.647	4	24	28	1.9	6	0	20	7	2	3	104	6.9
24	Cartwright, Bryce	14-8	310	22.1	33-100	.330	2-14	.143	26-31	.839	4	20	24	1.7	12	0	58	25	0	12	94	6.7
20	Brommer, Andrew	12-0	141	11.8	12-17	.706	0-0	.000	9-23	.391	11	20	31	2.6	24	0	3	10	2	7	33	2.8
35	Archie, Devon	8-5	79	9.9	8-12	.667	0-0	.000	2-4	.500	5	16	21	2.6	10	0	2	10	3	4	18	2.3
00	Olaseni, Gabriel	8-0	46	5.8	6-12	.500	0-0	.000	6-8	.750	7	6	13	1.6	3	0	3	2	3	0	18	2.3
32	Stubbs, Branden	6-0	29	4.8	4-8	.500	2-3	.667	2-2	1.000	0	3	3	0.5	3	0	5	4	0	4	12	2.0
13	Denning, Kyle	4-0	9	2.3	1-2	.500	0-1	.000	2-2	1.000	0	1	1	0.3	0	0	0	1	0	0	4	1.0
14	McCarty, Stephen	5-0	15	3.0	1-4	.250	0-1	.000	0-0	.000	0	0	0	0.0	2	0	0	2	0	0	2	0.4
34	Stokes, Darius	6-0	22	3.7	1-3	.333	0-0	.000	0-0	.000	1	6	7	1.2	5	0	2	2	2	1	2	0.3
11	Rickert, Christopher	1-0	2	2.0	0-0	.000	0-0	.000	0-0	.000	0	0	0	0.0	0	0	0	0	0	0	0	0.0
03	Cox, Cody	3-0	7	2.3	0-0	.000	0-0	.000	0-0	.000	0	1	1	0.3	1	0	0	1	0	0	0	0.0
Team											14	21	35				2					
Total.....		15	3000		416-910	.457	75-218	.344	256-343	.746	180	375	555	37.0	252	3	234	173	45	124	1163	77.5
Opponents.....		15	3000		380-857	.443	101-292	.346	196-278	.705	151	371	522	34.8	289	7	202	231	41	62	1057	70.5

TEAM STATISTICS	IOWA	OPP	Date	Opponent	Score	Att.
SCORING	1163	1057	11/11/11	CHICAGO STATE	w 96-53	12897
Points per game	77.5	70.5	11/14/11	NORTH CAROLINA A&T	w 95-79	8891
Scoring margin	+7.1	-	11/17/11	NORTHERN ILLINOIS	w 88-55	9666
FIELD GOALS-ATT	416-910	380-857	# 11/20/11	vs Creighton	L 59-82	12746
Field goal pct	.457	.443	11/23/11	CAMPBELL	L 61-77	10501
3 POINT FG-ATT	75-218	101-292	11/26/11	IPFW	w 82-72	9904
3-point FG pct	.344	.346	^ 11/29/11	CLEMSON	L 55-71	10449
3-pt FG made per game	5.0	6.7	12/03/11	BROWN	w 75-54	10399
FREE THROWS-ATT	256-343	196-278	12/06/11	at Northern Iowa	L 60-80	6834
Free throw pct	.746	.705	12/09/11	at Iowa State	L 76-86	14356
F-Throws made per game	17.1	13.1	12/17/11	DRAKE	w 82-68	10479
REBOUNDS	555	522	12/19/11	CENTRAL ARKANSAS	w 105-64	9382
Rebounds per game	37.0	34.8	12/22/11	BOISE STATE	w 81-72	13122
Rebounding margin	+2.2	-	* 12/28/11	PURDUE	L 76-79	13314
ASSISTS	234	202	* 12/31/11	at Wisconsin	w 72-65	17230
Assists per game	15.6	13.5	# = Dale Howard Classic, Des Moines, Iowa			
TURNOVERS	173	231	^ = Big Ten/ACC Challenge			
Turnovers per game	11.5	15.4	* = Conference game			
Turnover margin	+3.9	-				
Assist/turnover ratio	1.4	0.9				
STEALS	124	62				
Steals per game	8.3	4.1				
BLOCKS	45	41				
Blocks per game	3.0	2.7				
ATTENDANCE	119004	51166				
Home games-Avg/Game	11-10819	3-12807				
Neutral site-Avg/Game	-	1-12746				

Score by Periods	1st	2nd	Totals
Iowa	555	608	1163
Opponents	515	542	1057