

## 2015-16 IOWA HAWKEYE BASKETBALL GAME NOTES



**3 Final Fours**  
**8 Big Ten Championships**  
**2 Big Ten Tournament Titles**  
**25 NCAA Tournaments**

GAME 32 // TEMPLE (21-11) vs. #24/25 IOWA (21-10)

2016 NCAA TOURNAMENT

Friday, March 18, 2016 • 2:10 p.m. (CT)

Brooklyn, New York • Barclays Center

Radio: Hawkeye Radio Network; Sirius 83 and XM 202

Radio Talent: Gary Dolphin (play-by-play), Bob Hansen (analyst)

TV: truTV

Announcers: Verne Lundquist, Jim Spanarkel, Allie LaForce

Live Stats / Audio: [hawkeyesports.com](http://hawkeyesports.com)

### Iowa Athletic Communications

5300 Carver-Hawkeye Arena, Iowa City, IA 52242  
Phone: 319-335-9411 • Fax: 319-335-9417

[hawkeyesports.com](http://hawkeyesports.com) • [hawkeyebasketball.com](http://hawkeyebasketball.com)

#### MBB CONTACT: MATTHEW WEITZEL

office: 319-335-6590 • cell: 319-430-8176

email: [matthew-weitzel@hawkeyesports.com](mailto:matthew-weitzel@hawkeyesports.com)

Twitter: @BigWeitz

### 2015-16 Schedule / Results 21-10 Overall, 12-6 Big Ten

Nov. 13	Gardner-Webb	W, 76-59
Nov. 15	Coppin State	W, 103-68
Nov. 19	at Marquette ^	W, 89-61
Nov. 26	vs. Dayton #	L, 77-82
Nov. 27	vs. #17/18 Notre Dame #	L, 62-68
Nov. 29	vs. #20/20 Wichita State #	W, 84-61
Dec. 2	Florida State %	W, 78-75 (OT)
Dec. 5	UMKC	W, 95-75
Dec. 7	Western Illinois	W, 90-56
Dec. 10	at #2/4 Iowa State +	L, 82-83
Dec. 19	vs. Drake *	W, 70-64
Dec. 22	Tennessee Tech	W, 85-63
Dec. 29	#1/1 Michigan State	W, 83-70
Jan. 2	at #14/14 Purdue	W, 70-63
Jan. 5	Nebraska	W, 77-66
Jan. 14	at #4/4 Michigan State	W, 76-59
Jan. 17	Michigan	W, 82-71
Jan. 21	at Rutgers	W, 90-76
Jan. 24	#22/22 Purdue	W, 83-71
Jan. 28	at #8/7 Maryland	L, 68-74
Jan. 31	Northwestern	W, 85-71
Feb. 3	Penn State	W, 73-49
Feb. 7	at Illinois	W, 77-65
Feb. 11	at #22 Indiana	L, 78-85
Feb. 14	Minnesota	W, 75-71
Feb. 17	at Penn State	L, 75-79
Feb. 24	Wisconsin	L, 59-67
Feb. 28	at Ohio State	L, 64-68
March 1	#11/12 Indiana	L, 78-81
March 5	at Michigan	W, 71-61
March 10	vs. Illinois \$	L, 66-68
March 18	vs. Temple ~ (truTV)	2:10 p.m.

all times listed are central

^ -- Gavitt Games

# -- Advocate Invitational - Orlando, Florida

% -- Big Ten/ACC Challenge

+ -- Iowa Corn Cy-Hawk Series

\* -- Hy-Vee Big Four Classic - Des Moines, Iowa

\$ -- Big Ten Tournament - Indianapolis, Indiana

~ -- NCAA Tournament - Brooklyn, New York

### Pronunciation Guide

Kirk Speraw.....	SPEAR-awe
Mike Gesell.....	GAH-zelle
Peter Jok.....	JOCK
Michael/Steven Soukup.....	SOH-cup
Okey Ukah.....	Oh-Kay Ooh-kuh
Dom Uhl.....	YULE
Jarrold Uthoff.....	YOU-toff

### Iowa Hawkeye NCAA Tournament Storylines

- Iowa will make its third straight NCAA Tournament appearance for the first time since 1991-93.
- Iowa finished 12-6 and in a tie for third place in the Big Ten standings for the second consecutive season. It marked the first time since the 1987 (3rd) and 1988 (T-3rd) seasons that the Hawkeyes finished third place or better in the Big Ten standings in consecutive seasons.
- Iowa has registered back-to-back 12+ win seasons in the league for the third time in program history (1981-82 and 1987-88). Also, Iowa has won 21 regular season games in consecutive years for the first time since 1996 (22) and 1997 (21).
- Iowa has produced first-team All-Big Ten honorees each of the last three seasons (Devyn Marble in 2014; Aaron White in 2015; Jarrod Uthoff in 2016), something that has not happened at the University of Iowa since 1946-48 (Herb Wilkinson in 1946 and 1947; Murray Wier in 1948).
- Iowa's senior class has won 88 games, a total that ranks third most in school history over a four year span.
- Iowa's Jarrod Uthoff (18.9) and Peter Jok (16.2) are the third highest scoring duo at Iowa the last 40 seasons, combining to average 35.1 points this season.
- Adam Woodbury pulled down 180 rebounds in 18 Big Ten contests (10.0 rpg). The center became the first Hawkeye since Reggie Evans (10.7 rpg) in 2001-02 to average 10+ rebounds during conference play. Woodbury has led Iowa in rebounding in 14 of its last 15 outings. Woodbury averaged 11.3 rebounds over the last 14 games, snagging 10 or more in 10 of those games.
- Mike Gesell is the third Hawkeye to ever amass 1,000 points, 525 assists, and 150 steals. Gesell is believed to be the first Hawkeye ever to post five 10+ assist games in a season (B.J. Armstrong had four 10+ assist games in 1988-89). He is Iowa's single-season assists leader with 194 assists.
- Iowa has won 20 games or more each of the last four seasons -- its longest streak since 1996-99.
- Iowa has five wins over AP Top 25 teams this season, which ties for second-most by the Hawkeyes over the last 20 seasons.
- Iowa completed regular season sweeps over Michigan and Michigan State for the first time since 1954.
- Iowa won a combined 11 Big Ten road games the last two years (six in 2015 and five in 2016). The last time Iowa won a combined 11 or more road games in consecutive seasons was 1987-88 (11) and 1955-56 (12).
- Jarrold Uthoff is the only player from a major conference to total 575+ points, 190+ rebounds, and 80+ blocks. The only other player nationally to parallel those numbers is Stony Brook's Jameel Warney.
- Iowa averaged 11.1 turnovers in 2015, which is the best average for fewest turnovers in program history since turnovers became an official stat in 1980. This season, the Hawkeyes are averaging 10.4 turnovers, which ranks 19th-fewest nationally.
- Fran McCaffery has guided Iowa to upper division finishes in the Big Ten in each of the last four seasons. McCaffery, who is one of just 12 Division I head coaches to take four different programs to the NCAA Tournament, has accumulated 16 first division finishes in 20 years as a head coach. McCaffery has posted 10 seasons of 20 or more wins as a head coach.

### Iowa Projected Starting Lineup



#### G • 10 • Mike Gesell

6-2 • 190 • Sr. • South Sioux City, NE

PTS	AST	FG%	FT%
8.3	6.25	.407	.730



#### G • 14 • Peter Jok

6-6 • 205 • Jr. • West Des Moines, IA

PTS	REB	FG%	FT%
16.2	3.3	.438	.863



#### G • 5 • Anthony Clemmons

6-2 • 200 • Sr. • Lansing, MI

PTS	REB	FG%	FT%
9.0	2.6	.436	.600



#### F • 20 • Jarrod Uthoff

6-9 • 221 • Sr. • Cedar Rapids, IA

PTS	REB	FG%	FT%
18.9	6.4	.452	.819



#### C • 34 • Adam Woodbury

7-1 • 250 • Sr. • Sioux City, IA

PTS	REB	FG%	FT%
7.7	8.5	.556	.698



## Inside The Numbers

	IOWA	TEMPLE
Scoring Average	78.1	68.7
Scoring Defense	68.7	67.4
Scoring Margin	+9.4	+1.2
FG%	.450	.405
FG% Defense	.415	.417
FT%	.719	.684
3-PT FG%	.382	.340
3-PT FG% Defense	.310	.314
Rebound Margin	+1.4	-1.5
Assists Per Game	16.0	13.5
Turnovers Per Game	10.4	9.2
Steals Per Game	6.8	5.3
Blocks Per Game	4.8	3.1

## Miscellaneous Statistics

Double-Figure Scoring Games...					
Player	12-13	13-14	14-15	15-16	Career
Jarrold Uthoff	---	11	23	29	63
Mike Gesell	14	14	10	10	48
Peter Jok	---	7	11	22	40
Adam Woodbury	6	4	9	13	32
Anthony Clemmons	4	1	5	16	26
Dom Uhl	---	---	1	7	8
Nicholas Baer	---	---	---	4	4
Dale Jones	---	---	---	1	1
Brady Ellingson	---	---	---	1	1
Ahmad Wagner	---	---	---	1	1

20-Point Scoring Games...					
Player	12-13	13-14	14-15	15-16	Career
Jarrold Uthoff	---	---	4	14	18
Peter Jok	---	---	---	11	11
Mike Gesell	1	---	---	2	3
Brady Ellingson	---	---	---	1	1
Clemmons	---	---	---	1	1

Double-Figure Rebounding Games...					
Player	12-13	13-14	14-15	15-16	Career
Adam Woodbury	---	1	2	12	15
Jarrold Uthoff	---	2	4	4	10
Dom Uhl	---	---	---	1	1

Double-Doubles...					
Player	12-13	13-14	14-15	15-16	Career
Adam Woodbury	---	---	2	7	9
Jarrold Uthoff	---	2	2	3	7
Dom Uhl	---	---	---	1	1
Mike Gesell	---	---	---	1	1

4+ Three-Pointer Games...					
Player	12-13	13-14	14-15	15-16	Career
Peter Jok	---	---	1	8	9
Jarrold Uthoff	---	---	3	5	8
Mike Gesell	1	1	---	---	2
Dale Jones	---	---	---	1	1
Nicholas Baer	---	---	---	1	1

5+ Assists Games...					
Player	12-13	13-14	14-15	15-16	Career
Mike Gesell	5	13	12	18	48
Anthony Clemmons	9	2	1	11	23
Jarrold Uthoff	---	---	2	---	2
Adam Woodbury	---	---	1	---	1

3+ Steals Games...					
Player	12-13	13-14	14-15	15-16	Career
Mike Gesell	4	2	1	6	13
Anthony Clemmons	4	---	1	4	9
Peter Jok	---	---	2	5	7
Jarrold Uthoff	---	---	5	1	6
Adam Woodbury	---	1	1	---	2
Dom Uhl	---	---	---	1	1
Ahmad Wagner	---	---	---	1	1

3+ Blocks Games...					
Player	12-13	13-14	14-15	15-16	Career
Jarrold Uthoff	---	---	6	13	19
Adam Woodbury	3	---	---	---	3
Dom Uhl	---	---	---	---	1
Nicholas Baer	---	---	---	1	1

## 2015-16 Margin of Victory/Defeat

Points	1	2	3	4	5	6	7	8	9	10+	15+	20+
Wins	0	0	1	1	0	1	1	0	0	8	2	7
Losses	1	1	1	2	1	2	1	1	0	0	0	0

## THE SETTING

No. 24/25 Iowa (21-10) earned the No. 7 seed in the South Region in the 2016 NCAA Tournament and will square-off against 10th-seeded Temple (21-11) Friday at 2:10 p.m. (CT) at the Barclays Center in Brooklyn. Second-seeded Villanova will play UNC Asheville at 11:40 a.m. (CT).

## ON THE AIR

**Radio:** Iowa games at the NCAA Tournament will be broadcast on the Hawkeye Radio Network. Gary Dolphin will handle the play-by-play, along with color commentator Bob Hansen. The network includes more than 40 stations that blanket the state of Iowa and include portions of Illinois, Nebraska, Minnesota, Missouri, and Wisconsin. The Hawkeye Radio Network coverage includes a 60-minute pregame show.

**TV:** Friday's game will be televised to a national audience on truTV. Verne Lundquist, Jim Spanarkel, Allie LaForce will call the action.

## HIGH SCORING DUO

The duo of Jarrod Uthoff and Peter Jok have combined for 35.1 points per game this season, one of the top scoring duos in Iowa school history over the last 40 seasons.

## Iowa, Most Points per Game by Team's Top Duo – Since 1976-77 (Min. 20 Games by Each Player)

1988-89	Roy Marble (20.5), B.J. Armstrong (18.6)	39.1
2006-07	Adam Haluska (20.5), Tyler Smith (14.9)	35.4
<b>2015-16</b>	<b>Jarrold Uthoff (18.9), Peter Jok (16.2)</b>	<b>35.1</b>
1976-77	Bruce King (21.0), Ronnie Lester (13.4)	34.4
1991-92	Acie Earl (19.5), James Moses (13.9)	33.4

## IOWA'S SENIOR CLASS

Iowa's senior class has totaled 88 victories in its four years (25 in 2013; 20 in 2014; 22 in 2015; and 21 so far in 2016). The 88 wins rank third most by a senior class in school history; Iowa's 1989 class ranks first with 97 wins, followed by 95 in the class of 1988.

## 2016 Senior Class (Clemmons, Gesell, Ukah, Uthoff, Woodbury) By the Numbers

- 3,860 Points
- 384 Starts
- 88 Overall Wins
- 58 Home Wins (one shy of school record of 59 set 2012-15)
- 42 Big Ten Wins
- 4 Big Ten Upper Division Finishes
- 3 NCAA Tournaments
- 1 NIT Runner-up Finish

## 2015-16 Iowa Hawkeye Roster

No.	Name	Pos.	Ht.	Wt.	Yr.	Hometown (High School/College)
0	Ahmad Wagner	F	6-7	225	Fr.	Yellow Springs, Ohio (Wayne)
1	Dale Jones	F	6-7	220	Jr.	Waterloo, Iowa (Waterloo West/Tyler JC, Texas)
2	Andrew Fleming	G	6-5	206	Fr.	Nashville, Tenn. (Oak Hill Academy, Va.)
3	Michael Soukup	G	6-4	165	Jr.	Danville, Iowa (Danville/Southeastern CC)
4	Isaiah Moss	G	6-5	200	Fr.	Chicago, Ill. (Simeon)
5	Anthony Clemmons	G	6-2	200	Sr.	Lansing, Mich. (Sexton)
10	Mike Gesell	G	6-2	190	Sr.	South Sioux City, Neb. (South Sioux City)
11	Christian Williams	G	6-6	200	Fr.	Decatur, Ill. (St. Teresa)
13	Steven Soukup	G	6-4	175	Jr.	Danville, Iowa (Danville/Southeastern CC)
14	Peter Jok	G	6-6	205	Jr.	West Des Moines, Iowa (Valley)
20	Jarrold Uthoff	F	6-9	221	Sr.	Cedar Rapids, Iowa (Jefferson/Wisconsin)
23	Okey Ukah	F	6-7	218	Sr.	Iowa City, Iowa (West/Kirkwood CC)
24	Brady Ellingson	G	6-4	190	Fr. <sup>^</sup>	Sussex, Wis. (Sussex)
25	Dom Uhl	F	6-9	215	So.	Frankfurt, Germany (Point Pleasant Beach, N.J.)
30	Brandon Hutton	F	6-5	218	Fr.	Chicago, Ill. (De La Salle)
34	Adam Woodbury	C	7-1	250	Sr.	Sioux City, Iowa (East)
51	Nicholas Baer	F	6-7	200	Fr. <sup>^</sup>	Bettendorf, Iowa (Bettendorf)

Head Coach: Fran McCaffery

Assistant Coaches: Kirk Speraw, Sherman Dillard, Andrew Francis

## Head Coach Fran McCaffery

Fran McCaffery, who is signed through the 2020 season, is in his sixth season as the head basketball coach at the University of Iowa and his 20th year overall as a college head coach. McCaffery has reached the 20-win plateau eight of the last 10 seasons, including the last four years.

McCaffery spent five seasons (2005-10) as the head coach at Siena, six years at UNC-Greensboro (1999-2005) and three seasons at Lehigh (1985-88) before joining the Hawkeyes.

McCaffery has three decades of Division I coaching experience. He completed his 33rd season as a collegiate coach in 2015, which includes 19 years as a head coach and 14 as an assistant. McCaffery is one of 12 coaches to lead four different Division I teams to the NCAA Tournament.

McCaffery, 56, holds a career mark of 368-262 (.584) and guided his teams to 10 postseason appearances (seven NCAA and three NIT). He is 117-85 (.579) at Iowa, winning game No. 100 vs. Wichita State on Nov. 29.

Since taking over the Iowa program in 2010, the Hawkeyes have earned five postseason tournament berths (3 NCAA, 2 NIT). McCaffery coached Iowa to 25 victories in 2013, equaling the second-most win total in program history. McCaffery has guided five different Hawkeyes to all-conference honors, including three straight first team honorees. The last time Iowa had three consecutive all-league honorees was 1946-48.

McCaffery has posted upper division finishes in each of the past four seasons at Iowa and 16 of 20 seasons as a head coach. He has posted 20 wins or more eight of the last 10 seasons, including the last four at Iowa (2013, 2014, 2015, and 2016).

McCaffery and the Hawkeyes have made Carver-Hawkeye Arena one of the most feared arenas to play nationally. Fans have embraced McCaffery and his team's style of play with attendance increasing by more than 50 percent since 2010. The Hawkeyes boast a 58-12 home record the last four seasons, which includes a school-record 18 wins in 2014.

McCaffery's five years at Siena were the best in its 70-year history. He led the Saints on an incredible run that ended with three straight Metro Atlantic Athletic Conference championships and NCAA Tournament appearances. In so doing, Siena became the only program in the country to win its regular season and postseason title 2008-10.

McCaffery's Saints owned a 112-51 (.687) record in his five years with the program. He guided the Saints to four consecutive 20-win seasons.

The 2009 MAAC Coach of the Year and 2010 District I Coach of the Year is the third winningest coach, by percentage, in league history (68-22, .756). He is the only coach to guide a MAAC program to two NCAA Tournament wins. McCaffery led his 2008 and 2009 teams to first round NCAA Tournament victories over Vanderbilt and Ohio State, respectively.

In his final two seasons at Siena, he coached the Saints to back-to-back 27-win campaigns and boasted a combined 39-3 (.929) record against MAAC opponents, which included MAAC Tournament contests.

McCaffery began his coaching career as an assistant at Penn (1982-83) and Lehigh (1983-85). After three seasons as head coach at Lehigh, he spent 11 seasons as an assistant at Notre Dame (1988-99).

McCaffery played basketball at Wake Forest his freshman year (1977-78) and then concluded his collegiate playing career at Penn his final three seasons (1979-82).

He earned his B.S. degree in Economics from The Wharton School (Penn) in 1982. McCaffery also earned a Master of Education from Lehigh in 1985.

### COACHING HONORS

NABC District I Coach of the Year, 2009-10

MAAC Coach of the Year, 2008-09

### HEAD COACHING EXPERIENCE

Lehigh (1985-88): .....49-39 (.557); 8-6 (.571) League  
UNC-Greensboro (1999-05).....90-87 (.508); 49-47 (.510) League  
Siena (2005-10) .....112-51 (.687); 68-22 (.756) League  
Iowa (2010-present): .....117-85 (.579); 54-54 (.500) League



## McCaffery File

**Born:** May 23, 1959  
**Hometown:** Philadelphia, Pa.  
**High School:** LaSalle, 1977  
**College:** B.S. in Economics, The Wharton School (Penn), 1982  
Master of Education, Lehigh, 1985  
**Family:** Wife, Margaret  
Sons, Connor, Patrick and Jonathan Francis  
Daughter, Marit Katherine  
Brother, Jack (sportswriter in Philadelphia area)

### Coaching Honors

MAAC Coach of the Year, 2009

NABC District I Coach of the Year, 2009-10

### Coaching History (34 years)

1982-83 Assistant Coach, Penn  
1983-85 Assistant Coach, Lehigh  
1985-88 Head Coach, Lehigh  
1988-99 Assistant Coach, Notre Dame  
1999-05 Head Coach, UNC-Greensboro  
2005-10 Head Coach, Siena  
2010-present Head Coach, University of Iowa

### Coaching Chart

Overall (20 seasons): 368-262 (.584)

At Iowa (six seasons): 117-85 (.579)

At Siena (five seasons): 112-51 (.688)

At UNCG (six seasons): 90-87 (.508)

At Lehigh (three seasons): 49-40 (.551)

NCAA Tournament (seven appearances\*): 3-7

NIT (three appearances): 5-3

*\*McCaffery is the first coach to bring three different programs from one-bid leagues to the NCAA Tournament (conferences that sent just one team the year his program advanced).*

### McCaffery in Postseason Play

1988 NCAA Tournament - - Lehigh  
1989 NCAA Tournament - - Notre Dame  
1990 NCAA Tournament - - Notre Dame  
1992 NIT - - Notre Dame  
1997 NIT - - Notre Dame  
2001 NCAA Tournament - - UNC-Greensboro  
2002 NIT - - UNC-Greensboro  
2008 NCAA Tournament - - Siena  
2009 NCAA Tournament - - Siena  
2010 NCAA Tournament - - Siena  
2012 NIT - - Iowa  
2013 NIT - - Iowa  
2014 NCAA Tournament - - Iowa  
2015 NCAA Tournament - - Iowa  
2016 NCAA Tournament - - Iowa

### Playing Experience

Wake Forest, 1977-78

Penn, 1979-82

## 2015-16 Big Ten Standings/Schedule

Team	Big Ten	Pct.	Overall	Pct.
Indiana	15-3	.833	25-7	.781
Michigan State	13-5	.722	29-5	.853
Maryland	12-6	.667	25-8	.758
Purdue	12-6	.667	26-8	.765
<b>IOWA</b>	<b>12-6</b>	<b>.667</b>	<b>21-10</b>	<b>.677</b>
Wisconsin	12-6	.667	20-12	.625
Ohio State	11-7	.611	20-13	.606
Michigan	10-8	.556	22-12	.647
Northwestern	8-10	.444	20-12	.625
Penn State	7-11	.389	16-16	.500
Nebraska	6-12	.333	16-18	.471
Illinois	5-13	.278	15-19	.441
Minnesota	2-16	.111	8-23	.258
Rutgers	1-17	.056	7-25	.219

### Wednesday, March 16

Michigan vs. Tulsa, 8:10 p.m. (truTV)

### Thursday, March 17

Purdue vs. Little Rock, 3:30 p.m. (TBS)

Indiana vs. Chattanooga, 6:10 p.m. (CBS)

Notre Dame vs. Michigan/Tulsa, 8:50 p.m. (CBS)

### Friday, March 18

Iowa vs. Temple, 2:10 p.m. (truTV)

Michigan St vs. Middle Tennessee St, 1:45 p.m. (CBS)

Maryland vs. South Dakota State, 3:30 p.m. (TBS)

Wisconsin vs. Pittsburgh, 5:50 p.m. (TNT)

*All times are central*

## National Rankings

### AP Poll

March 14

1. Kansas
2. Michigan State
3. North Carolina
4. Virginia
5. Oregon
6. Villanova
7. Oklahoma
8. West Virginia
9. Xavier
10. Miami
10. Kentucky
12. Purdue
13. Utah
14. Indiana
15. Texas A&M
16. Louisville
17. Arizona
18. Maryland
19. Duke
20. Seton Hall
21. Baylor
22. Iowa State
23. California
24. SMU
25. **IOWA**

### USA Today Poll

March 14

1. Kansas
2. Michigan State
3. North Carolina
4. Oregon
5. Virginia
6. Villanova
7. Oklahoma
8. West Virginia
9. Xavier
10. Purdue
11. Miami
12. Indiana
13. Kentucky
14. Utah
15. Texas A&M
16. Arizona
17. Maryland
18. Baylor
19. Iowa State
20. Duke
21. Seton Hall
22. Texas
23. California
24. **IOWA**
25. Saint Joseph's

*Iowa has been nationally ranked by both major polls for 11 straight weeks, since Jan. 4.*

## 2015-16 Iowa Captains

Seniors Anthony Clemmons, Mike Gesell, Jarrod Uthoff, and Adam Woodbury.

## IOWA IN THE NCAA TOURNAMENT

Iowa is participating in the NCAA Tournament for the 25th time, including making its third straight appearance for the first time since 1991-93. Iowa, as a No. 7 seed, beat Davidson (83-52) last year, which was the largest margin of victory in a 7/10 matchup in NCAA Tournament history. The Hawkeyes were bounced by No. 2 Gonzaga, 87-67, in the next round.

Iowa earned a No. 7 seed this season for the fifth time in program history. The Hawkeyes were also a No. 7 seed in 1983, 1991, 2001, and 2015.

The last time Iowa played an NCAA Tournament game in New York was in 2001 when the Hawkeyes beat Creighton, 69-56, in Long Island, New York, in the first round before falling to Kentucky in the second round.

The Hawkeyes hold an overall record of 28-26 in the tournament, advancing to the Final Four in 1955, 1956, and 1980. The Hawkeyes reached the regional championship in 1987 and lost in the regional semifinal in 1988 and 1999. Below is a listing of Iowa's seeding in the tournament and the results:

Seed	Record	Seed	Record
#2.....	3-1	#7.....	5-4
#3.....	0-2	#8.....	1-2
#4.....	2-3	#9.....	1-1
#5.....	8-4	#10.....	0-1
#6.....	2-2	#11.....	0-2

## AGAINST THE NCAA FIELD

During the regular season, Iowa posted a 7-6 record against teams in the NCAA Tournament. The Hawkeyes played nine different opponents who were selected for the NCAA Tournament, including six Big Ten opponents and three nonconference opponents (Iowa State, Notre Dame, and Wichita State).

Six other Big Ten teams will compete in this year's tournament: Indiana, Maryland, Michigan, Michigan State, Purdue, and Wisconsin. The Hawkeyes went 6-4 in contests against those teams. Iowa twice beat Michigan, Michigan State, and Purdue. The Hawkeyes lost to Maryland, Wisconsin, and Indiana (twice).

## COMING HOME

Iowa assistant coach Andrew Francis is a 1992 graduate of Brooklyn's Abraham Lincoln High School. He played basketball at Fulton Montgomery Community College in Johnstown, New York, before completing his college career under Coach Sidney Green at Long Island University-Southampton. Francis assisted on Villanova's staff, helping in a variety of roles while directing the video operations from 2005-07.

Sophomore Dom Uhl, who hails from Frankfurt, Germany, played his final two years of prep ball at Point Pleasant Beach High School in New Jersey. Additionally, Temple was one of the schools that pursued Uhl during his recruitment.

## LAST YEAR IN THE NCAA TOURNAMENT

- Iowa won its first NCAA Tournament game since 2001 with an 83-52 win over Davidson. The 31-point margin of victory is biggest in program history, surpassing Iowa's 29-point margin over Penn State in its first-ever NCAA Tournament game in 1955 (82-53). It also marked the largest margin of victory in NCAA Tournament history in a 7/10 matchup.
- Peter Jok's 12 points mark the second straight NCAA Tournament game that he registered double figures; he posted 10 against Tennessee in the first round in 2014.
- Iowa's 83 points are the most by an Iowa team in an NCAA Tournament game since Iowa tallied 98 in a 98-92 win over Texas in 1992.
- Mike Gesell dished out a game-high six assists, which are the most by a Hawkeye in an NCAA Tournament game since Dean Oliver had six against UAB in 1999.
- Iowa committed only five turnovers, which are the second fewest by an Iowa team in an NCAA Tournament game (three versus Virginia in 1997).
- Gonzaga shot a blistering 61.5 percent from the field, including 62.5 percent from 3-point range in an 87-68 victory over Iowa in the NCAA Tournament third round.
- Gonzaga outscored Iowa 30-15 via the 3-point field goal and 13-7 at the foul line.

### **UTHOFF, GESELL EARN ACADEMIC ALL-AMERICA HONORS**

Jarrold Uthoff has been named the 2015-16 Academic All-America of the Year for Division I Men's Basketball, while Mike Gesell was voted to the Academic All-America second team.

Uthoff has an economics degree and is pursuing a Master's in leisure studies. He has a 3.42 G.P.A., including a 4.0 G.P.A. during the fall semester. He is a second-team All-America (*USWBA, Sporting News*) and is a finalist for the Oscar Robertson Trophy, John R. Wooden Award, and Karl Malone Award.

Uthoff leads the Big Ten in blocked shots (2.7 blocks per game), and is second in scoring (18.9 points per game) and 11th in rebounding (6.4 rebounds per game). In less than three years he has accumulated 1,259 points, 132 three-pointers, 568 rebounds and 174 blocks.

Uthoff becomes Iowa's second Academic All-American of the Year recipient; Adam Haluska earned the distinction in 2007. Additionally, UI junior Ally Disterhoft was honored as the 2015-16 Academic All-America of the Year for Division I Women's Basketball. The University of Iowa becomes the first institution to sweep Academic All-American of the Year accolades for men's and women's basketball.

Gesell, a native of South Sioux City, Nebraska, earned a finance degree in three years and is pursuing a Master's in leisure studies. He has a 3.94 G.P.A., including a 4.11 G.P.A. during the fall semester. The point guard, who was a third team Academic All-American a year ago, becomes the third Hawkeye men's basketball player to earn multiple Academic All-America laurels (Luke Recker in 2001 and 2002; Adam Haluska in 2006, and 2007).

Gesell is one of three Hawkeyes to ever total 1,000 points, 525 assists, and 150 steals. Gesell ranks fourth in Iowa career assists (546), ninth in steals (159), and 39th in scoring (1,062). Gesell has directed the offense all four years, guiding the Hawkeyes to two NCAA Tournaments (2014 and 2015) and an NIT runner-up finish in 2013. Gesell ranks first on the Hawkeyes this season in assists (194) and steals (43), and fourth in scoring (8.3). He is believed to be the first Hawkeye ever to be credited with 10 or more assists in five games in a single season.

### **FAST START IN BIG TEN PLAY**

Iowa was 10-1 just past the halfway point of the Big Ten schedule. The 10-1 mark was the program's best start in Big Ten play since going 10-1 to start conference play the 1981-82 season. Since Iowa's 1969-70 team that went 14-0, only this year's squad and the 1981-82 team started a Big Ten season, 10-1.

### **Fran McCaffery in NCAA Tournament (Head Coach)**

Year/School	Opponent	W/L	Score	Site
1987-88 Lehigh	Temple	L	73-87	Hartford, CT
2000-01 UNCG	Stanford	L	60-89	San Diego, CA
2007-08 Siena	Vanderbilt Villanova	W L	83-62 72-84	Tampa, FL Tampa, FL
2008-09 Siena	Ohio State Louisville	W L	74-72 72-79	Dayton, OH Dayton, OH
2009-10 Siena	Purdue	L	64-72	Spokane, WA
2013-14 Iowa	Tennessee	L	65-78 (OT)	Dayton, OH
2014-15 Iowa	Davidson Gonzaga	W L	83-52 68-87	Seattle, WA Seattle, WA

**NCAA:** 3-7 in seven appearances as a head coach

### **SCOUTING TEMPLE**

- Temple enters the NCAA Tournament with a 21-11 overall record and champions of the American Athletic Conference regular season with a 14-4 record.
- Three Owls average double figures in scoring: Quenton Decosey (15.6), Obi Enechionya (11.2), and Jaylen Bond (10.2). Bond leads the squad in rebounding (8.3).
- Quenton DeCosey was a unanimous First Team All-American Athletic Conference selection. The 6-5 guard has reached double figures in scoring in 28 of the team's 31 games.
- Temple ranks first in the country in fewest turnovers per game (9.2), 14th in assist-to-turnover ratio (1.48), 16th in fewest fouls per game (16.1), and 33rd in 3-point field goal percentage defense (.314). Individually, Jaylen Bond ranks 38th nationally in offensive rebounds (3.27) and 91st in total rebounds per game (8.3). Josh Brown is 10th in the country in assist-to-turnover ratio (3.55) and 71st in assists per contest (4.9).
- Like Iowa, Temple is an experience team. The Owls have four seniors and four juniors on their roster.
- Temple enters the NCAA Tournament with an RPI of 59, which includes five victories over the RPI Top 50.

### **Last Three Games Statistics**

		Total					3-Point		F-Throw		Rebounds											
#	Player	gp-gs	min	avg	fg-fga	fg%	3fg-fga	3fg%	ft-fa	ft%	off	def	tot	avg	pf	dq	a	to	blk	stl	pts	avg
20	Uthoff, Jarrod	3-3	112	37.3	25-52	.481	7-20	.350	11-12	.917	3	16	19	6.3	1	0	4	4	7	6	68	22.7
14	Jok, Peter	3-3	92	30.7	17-41	.415	8-20	.400	5-5	1.000	3	7	10	3.3	9	1	7	8	0	1	47	15.7
05	Clemmons, Anthony	3-3	94	31.3	9-30	.300	4-12	.333	4-8	.500	0	7	7	2.3	8	0	12	6	0	0	26	8.7
10	Gesell, Mike	3-3	89	29.7	7-17	.412	2-5	.400	0-0	.000	1	7	8	2.7	8	1	25	6	0	5	16	5.3
34	Woodbury, Adam	3-3	80	26.7	6-15	.400	0-0	.000	3-9	.333	13	19	32	10.7	6	0	2	4	0	1	15	5.0
51	Baer, Nicholas	3-0	37	12.3	5-12	.417	2-6	.333	2-2	1.000	4	3	7	2.3	4	0	1	4	0	3	14	4.7
00	Wagner, Ahmad	3-0	34	11.3	6-7	.857	0-0	.000	1-3	.333	6	5	11	3.7	2	0	0	2	0	0	13	4.3
11	Williams, Christian	3-0	24	8.0	3-9	.333	0-1	.000	5-6	.833	3	2	5	1.7	2	0	2	0	0	2	11	3.7
25	Uhl, Dom	3-0	38	12.7	1-8	.125	1-3	.333	2-2	1.000	2	5	7	2.3	3	0	2	0	0	2	5	1.7
	Team										3	8	11					1				
	Total.....	3	600		79-191	.414	24-67	.358	33-47	.702	38	79	117	39.0	43	2	55	35	7	20	215	71.7
	Opponents.....	3	600		79-181	.436	29-79	.367	23-38	.605	31	81	112	37.3	57	1	46	38	8	18	210	70.0

## Iowa in Big Ten Statistics

Category	All Games		Conf Only		NCAA	
	Stat	Rank	Stat	Rank	Stat	Rank
Turnover Margin	+2.7	2nd	+2.7	1st	+2.7	28th
3-PT FG Defense	.310	2nd	.310	2nd	.310	24th
Assist/TO Ratio	1.5	3rd	1.4	3rd	1.6	7th
Steals	6.8	3rd	6.8	2nd	6.8	89th
Scoring Offense	78.1	3rd	75.8	3rd	78.1	56th
Blocked Shots	4.8	4th	4.3	4th	4.8	34th
3-Pt. Field Goal %	.382	4th	.369	5th	.382	34th
Assists	16.0	4th	13.9	5th	16.0	32nd
Scoring Margin	+9.4	5th	+6.5	3rd	+9.4	40th
3-Pt. FG Per Game	8.2	5th	7.4	6th	8.2	69th
FG% Defense	.415	6th	.426	4th	.415	76th
Field Goal %	.450	6th	.438	9th	.450	123rd
Free Throw %	.719	8th	.710	9th	.719	95th
Scoring Defense	68.7	8th	69.3	6th	68.7	95th
Rebounding Margin	+1.4	9th	+0.4	7th	+1.4	143rd

Category	Player	All Games		NCAA	
		Stat	Rank	Stat	Rank
Blk. Shots	Jarrold Uthoff	2.7	1st	2.7	11th
Rebounding	Adam Woodbury	8.5	1st	8.5	77th
	Jarrold Uthoff	6.4	T-11th	6.4	---
Scoring	Jarrold Uthoff	18.9	2nd	18.9	56th
	Peter Jok	16.2	9th	16.2	172nd
Assists	Mike Gesell	6.3	3rd	6.3	17th
	Anthony Clemmons	3.6	T-10th	3.6	230th
Steals	Mike Gesell	1.4	T-5th	1.4	205th
	Peter Jok	1.3	T-7th	1.3	230th
3-pt FG%	Peter Jok	.412	T-12th	.412	53rd
3-pointers	Peter Jok	2.5	T-7th	2.5	115th
	Jarrold Uthoff	2.0	T-12th	2.0	---
FT%	Peter Jok	.863	3rd	.863	33rd
	Jarrold Uthoff	.819	T-7th	.819	126th
Ast/TO Ratio	Mike Gesell	3.3	2nd	3.3	14th
	Anthony Clemmons	2.3	8th	2.3	90th

### NCAA TOURNAMENT NOTEABLES

- Fran McCaffery's first ever NCAA Tournament game as a head coach came against Temple in 1988 when McCaffery was coaching Lehigh. The Owls beat Lehigh, 87-73, in Hartford, Connecticut. McCaffery's Siena squad in 2009-10 also played at Temple in Philadelphia on Nov. 21, 2009 (lost, 73-69). McCaffery is a native of Philadelphia.
- Three conferences had seven qualifiers for the NCAA Tournament, which includes the Big Ten, Pac-12, and Big 12.
- Iowa will be making its 25th NCAA Tournament appearance, only 15 schools playing in this tournament have competed in more.
- For the second consecutive season, the Hawkeyes were the overall 27th seed.
- Temple played two Big Ten teams this season: the Owls beat Minnesota in Puerto Rico (75-70) and lost at Wisconsin (76-60).
- Iowa is 17-10 against current members of the American Athletic Conference.

### ALL-TIME SERIES RECORDS

Iowa is 2-0 all-time against Temple, beating the Owls, 83-76, at the 1956 Final Four (semifinals) in Evanston, Illinois, and 73-71 in Iowa City in 1990 (preseason NIT).

Potential Round of 32 match-ups would be against Villanova or UNC Asheville. Iowa is 1-4 all-time against the Wildcats and 1-0 against the Bulldogs. Iowa last played Villanova at the Battle 4 Atlantis in 2013 (lost in overtime in championship game) and UNC Asheville in Iowa City in 2004 (won).

### 4 HAWKEYES EARN ALL-BIG TEN ACCOLADES

Senior Jarrod Uthoff and junior Peter Jok highlight Iowa's All-Big Ten honorees, which were announced March 7, by the Big Ten.

Uthoff was named a unanimous selection to the first team by both league head coaches and media, while also being named to the five-player All-Defensive Team by the coaches. Uthoff becomes the first Hawkeye since Andre Woolridge in 1997 to be named a unanimous first team selection. Jok earned second team recognition by both the media and coaches, while seniors Mike Gesell and Adam Woodbury earned honorable mention laurels by the media. Gesell also was also named Iowa's men's basketball Sportsmanship Award recipient for the third consecutive season.

Uthoff ranks second in the Big Ten in scoring (18.9), first in blocked shots (2.7), and tied for 11th in rebounding (6.4). The forward ranks 19th in Iowa career scoring (1,259) and fourth in blocked shots (174). Uthoff has scored in double figures in all but one game this season, including netting 20 points or more a team-best 15 times.

This marks the third consecutive season an Iowa player has been picked on the All-Big Ten first team; Devyn Marble was honored in 2014 and Aaron White in 2015. The last time the Hawkeyes had first-team all-league honorees in back-to-back-to-back seasons was 1946-48 (Herb Wilkinson in 1946 and 1947, and Murray Wier in 1948).

Jok is Iowa's fifth different all-conference honoree under McCaffery. After averaging seven points per game a season ago, Jok surged 9.2 points this year, averaging 16.2 points contest. The 9.2 improvement is tops among Big Ten players. The guard ranks second on the team and ninth in the league in scoring (16.2), is second on the team in steals per game (1.3), and first in 3-pointers made (75), and free throw shooting (.863, 88-of-102).

Gesell has started all 31 games this season and leads the team with 194 assists, which is a new school single season record. He is averaging career bests in scoring (8.3), rebounds (3.2), assists (6.2), field goal percentage (.407), and 3-point percentage (.381). The four-year starter is believed to be the first Hawkeye ever to be credited with 10 or more assists five times in a single season.

Woodbury has also been a four-year starter, averaging career bests this season in scoring (7.7), rebounding (8.5), field goal percentage (.556, 90-of-162), assists (0.8), and steals (0.5). He has posted seven double-doubles this season, which ties for eighth among Big Ten players. The center has totaled more than 800 points, 750 rebounds, and 100 assists over his four-year career.

### POSSESSING THE ROCK

Iowa averaged 11.1 turnovers in 2015, which is the best average for fewest turnovers in program history since turnovers became an official stat in 1980. This season, the Hawkeyes are averaging 10.4 turnovers, which ranks 19th-fewest nationally.

The Hawkeyes have recorded nine or fewer turnovers in nine of their last 17 contests. Iowa ranks 28th nationally in turnover margin (+2.7).

### IOWA HISTORY

Iowa has played 2,704 games since beginning basketball in 1902. Iowa's overall record is 1,592-1,112 (.589). That includes a 1,015-355 (.741) record in home games, a 573-754 (.432) record in contests away from Iowa City, a 752-757 (.498) mark in Big Ten games and a 419-129 (.765) record in Carver-Hawkeye Arena.



#### **FOUR STRAIGHT 20-WIN SEASONS**

Iowa has won 20 games or more each of the last four seasons -- its longest streak in 15 years. It marks the first time since 1996-99 seasons that Iowa has posted four consecutive 20-win campaigns.

Iowa is one of four Big Ten teams (Michigan State, Wisconsin and Ohio State) to post .500 or better winning percentages in conference play each of the past four seasons. Maryland has finished above .500 each of the last two seasons since joining the Big Ten in 2014-15.

#### **UTHOFF NAMED FINALIST FOR OSCAR ROBERTSON TROPHY**

Jarrold Uthoff is a finalist for the USBWA's Oscar Robertson Trophy as the men's national player of the year. The Hawkeye senior is one of two Big Ten players named to the 11-player list (Michigan State's Denzel Valentine).

Uthoff, a native of Cedar Rapids, Iowa, has scored in double figures in all but one game this season, including netting 20 points or more 15 times. The team co-captain leads the Big Ten in blocked shots (2.7) and is second in scoring (18.9).

Voting for the award is conducted by members of the USBWA. The USBWA is comprised of over 900 journalists covering college basketball for newspapers, magazines and websites.

The USBWA player of the year award will be presented on April 11 at the College Basketball Awards gala and dinner at the National Cowboy & Western Heritage Museum in Oklahoma City.

#### **ILLINOIS EDGES HAWKEYES AT BIG TEN TOURNAMENT**

- Trailing by 11 points with 3:33 left in the game, Iowa scored 11 consecutive points to even the contest at 66-66 with 1:40 remaining. However, the Illini held on for a 68-66 win over Iowa at the Big Ten Tournament in Indianapolis.
- Peter Jok scored 25 of his 29 points over a time frame of 8:30 (spanning halves). The Hawkeye junior fouled out with 4:02 left in the contest.
- Senior Jarrold Uthoff had 21 points, four rebounds, and two blocks.
- Iowa out-rebounded Illinois by 10 (40-30) and out-scored the Illini 14-2 in second chance opportunities.
- The Hawkeyes assisted on 20 of its 25 field goals. Mike Gesell had eight assists to push his single season total to 194, breaking Andre Woolridge's school record of 193 set in 1996.

#### **RETURNING STARTS**

Iowa returned 134 of a possible 170 starting positions from the previous year (78.8 percent), the second-highest total during the Fran McCaffery era.

Iowa's starting five (Mike Gesell, Anthony Clemmons, Peter Jok, Jarrold Uthoff, Adam Woodbury) have a combined 19 years of college basketball experience.

Season	Ret. Starts From Previous Year	Final Record
2015-16	134 of 170 (78.82 percent)	TBD
2014-15	100 of 165 (60.6 percent)	22-12
2013-14	183 of 190 (96.3 percent)	20-13
2012-13	118 of 175 (67.4 percent)	25-13
2011-12	119 of 155 (76.8 percent)	18-17
2010-11	126 of 160 (78.75 percent)	11-20

#### **Iowa Signs 4 Prep Standouts**

Jordan Bohannon, Tyler Cook, Ryan Kriener, and Cordell Pemsil have all signed a National Letter of Intent to attend the University of Iowa in 2016.

Bohannon is a 6-foot-1, 170-pound guard from Linn-Mar High School in Marion, Iowa. Bohannon led his high school team in team in scoring (17.7), assists (4.5), rebounds (4.5), and tied for steals while being named first team All-Metro and All-Conference, second team All-State, Metro Player of the Year. He was a four-year letterman on the basketball team and competed three years on varsity golf team. Bohannon averaged 16 points and six rebounds on the 2015 AAU National, State, and Elite 28 Premier League Champion Martin Brother's squad. He was AAU teammates with Kriener and Pemsil.

Cook is a three-year varsity starter and team captain the last two seasons for Chaminade College Prep in St. Louis. The 6-foot-9, 240-pound All-State honoree as a junior averaged 13 points and six rebounds. Cook was a Nike Global Challenge and Nike Skills Academy participant. He is ranked as the No. 51 player in the 2016 class according to ESPN.

Kriener (pronounced KREEN-ir) is a 6-foot-10, 240 pounds forward from Spirit Lake High School in Spirit Lake, Iowa. He was a 2015 all-conference and second-team all-state honoree. Kriener was a two-time all-region selection for the state tournament. He averaged 19.8 points, while shooting at a 71 percent (204-of-286) clip from the field, and 8.5 rebounds as a junior. Kriener averaged 18 points and 15 rebounds on the 2015 AAU National, State, and Elite 28 Premier League Champion Martin Brother's squad. He was AAU teammates with Bohannon and Pemsil.

Pemsil, a native of Dubuque, Iowa, averaged 15.2 points and 8.75 rebounds his first three seasons at Wahlert High School. He was a two-time first-team all-state and all-conference selection. Pemsil, a three-time team captain, led Wahlert to two straight state championships. He averaged 17.3 points per game as a junior before missing the final seven games due to injury. He was AAU teammates with Bohannon and Kriener. Pemsil also competed on the Wahlert golf and baseball teams for four and three years, respectively.

#### **UTHOFF, GESELL JOIN ELITE COMPANY**

Jarrold Uthoff is just the third Hawkeye to accumulate 1,200+ points and 150+ blocks. Uthoff enters the NCAA Tournament with 1,259 points and 174 blocks. The other two are Acie Earl (1,779 points and 365 blocks) and Greg Stokes (1,768 points and 228 blocks). Earl and Stokes played four years, while Uthoff accomplished the feat in three seasons.

Mike Gesell joined an exclusive group earlier this season. Gesell is one of three Hawkeyes to total more than 1,000 points, 525 assists, and 150 steals in a career. Gesell enters the NCAA Tournament with 1,062 points, 546 assists, and 159 steals. Dean Oliver (1,561 points, 561 assists, and 205 steals) and Jeff Horner (1,502 points, 553 assists, and 166 steals) are the other Hawkeyes to accomplish the feat.

## Iowa in the Rankings

KenPom .....	20
Sagarin.....	19
BPI .....	22
RPI .....	29

## Iowa Wins Over Top 50 RPI Teams

11/9	#47 Wichita St (W, 84-61)	Orlando
12/29	#12 Michigan St (W, 83-70)	Iowa City
1/2	#15 Purdue (70-63)	West Lafayette
1/14	#12 Michigan St (76-59)	East Lansing
1/24	#15 Purdue (83-71)	Iowa City

## Iowa Career Assists

1.	612	Jeff Horner	2003-06
2.	575	Andre Woolridge	1995-97
3.	561	Dean Oliver	1998-01
4.	546	Mike Gesell	2012-16

## Iowa Single-Season Assists

1.	194	Mike Gesell	2016
----	-----	-------------	------

## Iowa Single-Season 3-Pointers

1.	117	Chris Kingsbury	1995
2.	93	Justin Johnson	2008
3.	92	Luke Recker	2002
4.	90	Adam Haluska	2007
5.	86	Jeff Horner	2005
6.	75	Matt Gatens	2012
	75	Peter Jok	2016

## Iowa Career Blocked Shots

1.	365	Acie Earl	1990-93
2.	229	Greg Stokes	1982-85
3.	212	Erek Hansen	2004-06
4.	174	Jarrod Uthoff	2013-16

## Iowa Single-Season Blocked Shots

1.	121	Acie Earl	1992
2.	106	Acie Earl	1991
3.	89	Erek Hansen	2006
4.	88	Acie Earl	1993
5.	83	Erek Hansen	2005
	83	Jarrod Uthoff	2016
7.	79	Greg Stokes	1983
8.	62	Greg Stokes	1985
9.	58	Greg Stokes	1984
10.	56	Jarrod Uthoff	2015

## Iowa Career Scoring

16.	1,372	Ed Horton	1986-89
17.	1,361	Bruce King	1975-77
18.	1,343	James Moses	1989-92
19.	1,259	Jarrod Uthoff	2013-16
20.	1,248	Jeff Moe	1985-88
21.	1,230	Kenyon Murray	1993-96
22.	1,189	Kevin Boyle	1979-82
23.	1,188	Dave Gunther	1957-59
	1,188	Bill Logan	1954-56
25.	1,181	Val Barnes	1991-93
26.	1,176	Sam Williams	1967-68
27.	1,172	John Johnson	1969-70
28.	1,168	Chad Calabria	1968-70
29.	1,145	Bob Hansen	1980-83
	1,145	Kevin Kunnert	1971-73
31.	1,119	Melsahn Basabe	2011-04
32.	1,118	Chris Kingsbury	1994-96
	1,118	Michael Payne	1982-85
34.	1,112	Kenny Arnold	1979-82
35.	1,094	Charles Darling	1950-52
36.	1,091	Fred Brown	1970-71
37.	1,090	Ryan Bowen	1995-98
38.	1,072	Pierre Pierce	2002, 04-05
39.	1,062	Mike Gesell	2012-16

## GESELL PUTTING UP CAREER NUMBERS

Fourth-year starter Mike Gesell is having a career season leading the team at point guard. The native of South Sioux City, Nebraska, is averaging career bests in scoring (8.3), rebounds (3.2), assists (6.2), field goal percentage (.407), and 3-point accuracy (.381). He broke Iowa's 20-year old single-season assists record, previously held by Andre Woolridge (1996), with 194 assists this season.

Mike Gesell netted his 1,000th career point with his first bucket of the game in the first half at Indiana on Feb. 11. Gesell finished with 17 points -- his highest point total since netting 22 vs. Nebraska on Jan. 5. He also was credited with his 500th career assist in Iowa's win over Minnesota on Feb. 14.

Gesell was named Big Ten Player of the Week on Jan. 11 after posting his first career double-double (22 points and 10 assists) in a 77-66 victory over Nebraska (Jan. 5). He scored 19 of his 22 points and dished out seven of his 10 assists in the second half.

After netting a career-best 25 points to lift Iowa to an 83-70 win over No. 1 Michigan State, the senior had seven points, seven rebounds, and seven assists in Iowa's victory at No. 14 Purdue on Jan. 2. His efforts earned him national and Big Ten Player of the Week honors on Jan. 4, by the website *College Sports Madness*.

## DIALING IT UP FROM LONG DISTANCE

Iowa averaged 5.6 3-pointers made per game a year ago. Through 31 games this season, the Hawkeyes are averaging 8.2 triples.

Iowa's Peter Jok ranks seventh in the league averaging 2.5 triples per game. The Hawkeyes are 10-4 this year when Jok sinks at least three triples in a game.

Iowa made 12 triples in four games this season (Coppin State, Marquette, Dayton, and UMKC). The last time the Hawkeyes made 12+ 3-pointers in a game four times in a season was in 2009-10 (five times). Additionally, eight of Iowa's top 11 treys made in a game during the McCaffery era have occurred the first 20 games this season. Iowa has made 10 or more triples 11 times this season.

## MCCAFFERY SURPASSED BUCKY O'CONNOR FOR FIFTH IN VICTORIES AT IOWA

Fran McCaffery notched victory No. 115 as Iowa's head coach on Feb. 7 at Illinois, surpassing Bucky O'Connor (1950, 1952-58) for fifth on Iowa's all-time coaching win total. McCaffery increased his win total to 117 after Iowa's win at Michigan in the regular season finale. Rollie Williams (1930-42, 1951) ranks fourth in victories with 139.

Iowa's game against Indiana (March 1) was Fran McCaffery's 200th game as Iowa's head coach (117-84, .582).

## LEADING THE TEAM

Following is the number of times a player led Iowa in scoring, rebounding, assists and steals. If two or more players tied for the team lead, all were credited for that game:

Player	Scoring	Rebounding	Assists	Blocks	Steals
Peter Jok	11	1	---	1	9
Adam Woodbury	---	19	1	1	3
Anthony Clemmons	---	---	9	2	5
Mike Gesell	3	---	22	1	12
Jarrod Uthoff	15	9	---	26	7
Dom Uhl	1	4	---	3	3
Ahmad Wagner	---	1	---	3	3
Brady Ellingson	1	---	---	---	1
Dale Jones	---	1	---	---	---
Nicholas Baer	1	1	---	6	3
Christian Williams	---	---	---	---	1

## HAWKEYES EARN HIGHEST NATIONAL RANKING SINCE 1987

Iowa's No. 3 ranking (Jan. 25) is its highest during the Fran McCaffery era and highest since earning a No. 3 ranking in the Associated Press Poll on Dec. 8, 1987.

For the third time in school history, Iowa's football and men's basketball teams earned a Top 5 ranking in the same season (1984-85 and 1960-61). It marked the first time in school history that football and men's basketball were ranked as high as No. 3 in the same season.

Iowa men's basketball lost at No. 7 Maryland on Jan. 28; it was the first regular season Big Ten defeat by either the football, wrestling, or men's basketball since the men's basketball team lost at Northwestern in overtime on Feb. 16, 2015 -- a span of 345 days.



### **PETER JOK NAMED BIG TEN PLAYER OF THE WEEK ON JAN. 18**

Peter Jok collected his first Big Ten Player of the Week honor of his career on Jan. 18. Jok led Iowa to a pair of wins at No. 4 Michigan State and Michigan at home. Jok averaged 19.5 points, shooting at a 58 percent clip from the field (14-of-24), including a blistering 63.6 percent (7-of-11) from 3-point range. He also averaged 3.5 rebounds, 1.5 assists, and 1.5 steals per game.

The native of West Des Moines, Iowa, helped snap an 18-game losing skid at Michigan State (Jan. 14) -- Iowa's last win at the Breslin Center came in 1993. Jok netted 19 of his game-high 23 points in the first half against the Spartans. The 6-foot-6, 205-pound guard netted 14 of his 16 points in the second half and had four rebounds in an 82-71 win against Michigan in Iowa City.

Iowa garnered four weekly honors from the Big Ten Conference this season, including capturing back-to-back Player of the Week laurels on Jan. 11 (Mike Gesell) and Jan. 18 (Peter Jok). It marked the first time Hawkeye players earned consecutive Player of the Week accolades since Adam Haluska (Jan. 30) and Jeff Horner (Feb. 6) earned co-Player of the Week honors in 2006. It is the first time in school history that two Hawkeyes earned the weekly honor in consecutive weeks without sharing the award with another Big Ten student-athlete.

Only twice in school history have three different Hawkeyes earned Big Ten Player of the Week distinction in the same season, 2015-16 (Gesell, Jok, and Uthoff) and 2000-01 (Reggie Evans, Dean Oliver, and Luke Recker -- twice).

#### **Hawkeyes Named Big Ten Player of the Week in 2015-16**

Dec. 14	Jarrod Uthoff (co)
Dec. 21	Nicholas Baer (Freshman of the Week)
Jan. 11	Mike Gesell
Jan. 18	Peter Jok

### **MUSCLE GAIN**

Last season, freshman Dom Uhl was listed a 6-foot-8 and 195 pounds. After a year in the weight room, the sophomore forward checked in at 6-foot-9 and 215 pounds entering this season. Uhl earned the team's Newcomer Award last year.

Uhl is averaging 17 minutes, 6.1 points, and 3.7 rebounds per game this year. He has scored in double figures seven times this season. Uhl posted his first career double-double against UMKC (Dec. 5) with 14 points and a personal-high 10 boards. He had nine points, two rebounds, and a steal at No. 7 Maryland (Jan. 28) and six points, six rebounds, and one assist at Ohio State (Feb. 28).

Uhl shot 50 percent (15-of-30) from behind the arc in conference play.

He pulled down team bests in rebounds three times this season (Drake, Tennessee Tech, and Nebraska).

### **UTHOFF, IOWA GRACE COVER OF SPORTS ILLUSTRATED**

Senior Jarrod Uthoff was on the cover of the Feb. 8, 2016, regional cover of *Sports Illustrated*. The article inside the magazine focused on the All-America candidate and the nationally-ranked Iowa Hawkeyes.

Uthoff is the first Iowa basketball player since George Peeples on Jan. 24, 1966, to be on the cover of *Sports Illustrated*. George Kittle and the UI football team were on the *Sports Illustrated* cover this past November. It marks the first time in school history that Iowa football and men's basketball were featured on *Sports Illustrated* covers in the same season.

## **Iowa in Brooklyn (NCAA First/Second Round)**

### **Schedule of Events (All Eastern Time)**

<b>Thursday, March 17</b>	<b>Practice</b>	<b>News Conference</b>
UNC Asheville	Noon-12:40 p.m.	11:20-11:50 a.m.
Temple	12:45-1:25 p.m.	12:05-12:35 p.m.
Villanova	1:30-2:10 p.m.	12:50-1:20 p.m.
<b>IOWA</b>	<b>2:15-2:55 p.m.</b>	<b>1:35-2:05 p.m.</b>
West Virginia	4:25-5:05 p.m.	3:45-4:15 p.m.
Notre Dame	5:10-5:50 p.m.	4:30-5 p.m.
Stephen F. Austin	5:55-6:35 p.m.	5:15-5:45 p.m.
Michigan/Tulsa	6:40-7:20 p.m.	6-6:30 p.m.

#### **Friday, March 18**

10:40 a.m.	UNC Asheville vs. Villanova
<b>30 minutes after</b>	<b>Temple vs. IOWA</b>
7:10 p.m.	Stephen F. Austin vs. West Virginia
30 minutes after	Michigan/Tulsa vs. Notre Dame

#### **Saturday, March 19**

1:35-2:15 p.m.	Game 1 winner News Conference
2:20-3 p.m.	Game 2 winner News Conference
3:10-3:50 p.m.	Game 3 winner News Conference
3:55-4:35 p.m.	Game 4 winner News Conference

#### **Sunday, March 20**

TBA	First game, third session
30 minutes after	Second game, third session

#### **Media Coordinator**

##### **Drew Dickerson**

Assistant Commissioner, Atlantic 10 Conference  
Office: 757-706-3058  
Cell: 267-970-8629  
Email: ddickerson@atlantic10.org

#### **Media Headquarters**

New York Marriott at the Brooklyn Bridge  
333 Adams Street, Brooklyn, NY, 11201  
Telephone: (718) 246-7000

#### **Iowa Team Headquarters**

New York Marriott Marquis  
1535 Broadway, New York, NY, 10036  
Telephone: (212) 398-1900

### **DOWN GOES #1**

Iowa's victory over Michigan State on Dec. 29, marked the first time it has ever beaten a No. 1 team at home (0-2, 1993 vs. Indiana and 2005 vs. Illinois). It was Iowa's first win against a No. 1 ranked team since beating top-ranked Connecticut in New York City in 1999. Iowa became just the ninth unranked team in the last 20 seasons to beat an AP No. 1 by 13 or more points.

The state of Iowa is just the second state ever to have three teams beat the top-ranked team in the country. UNI toppled UNC on Nov. 21 and Iowa State downed Oklahoma on Jan. 18). Four teams from North Carolina beat No. 1 teams in 1997-98.

Iowa is one of 12 states with at least three teams in the 2016 NCAA Tournament.

### **HAWKEYE FAST BREAKS**

- This will mark the third time in four years that Iowa will travel to New York. Iowa played at Madison Square Garden in April 2013, finishing runners-up in the NIT. The Hawkeyes returned to Madison Square Garden in November, 2014, playing in the 2K Classic against Syracuse and Texas.
- Iowa won 10 Big Ten games by double digits. It's the most by any Hawkeye team since the 1996-97 season.
- Iowa is 17-0 in games decided by 10 points or more this season and 4-10 in games decided by single digits. Each of Iowa's last five losses have come by eight points or less.
- Iowa is 50-7 when scoring 80 points or more, the last six seasons. The Hawkeyes are 61-2 when holding opponents to fewer than 61 points, the last six years.
- Iowa has had a player score 20 points or more in 16 of its last 20 games, including three players (Jok, Uthoff, and Clemmons) total 20 or more points at Rutgers (Jan. 21). It marked the first time since 2000 (vs. Missouri) that Iowa had three players reach 20 points in a game: Luke Recker (23), Dean Oliver (22), and Reggie Evans (20). It is the first time three Hawkeyes poured in 20 points in a Big Ten game since 1989 (vs. Northwestern): Roy Marble (22), Ed Horton (21), and B.J. Armstrong (21).
- Adam Woodbury has led Iowa in rebounding in 14 of the last 15 contests, including controlling a career-high 18 boards vs. Wisconsin on Feb. 24.
- Iowa has won 13 of its last 21 true road games, dating back to last year. The Hawkeyes went 5-4 in Big Ten road games this season.
- Iowa went 7-1 during the month of January, with the only loss coming by six points at No. 7 Maryland. The last time Iowa won seven games in the month of January was the 1986-87 season (7-2). Iowa was 3-4 during the month of February, with three of the four setbacks coming away from Iowa City.
- Iowa posted a 6-1 record during the month of December, with the only loss coming by one point at No. 2/4 Iowa State on Dec. 10.
- Iowa swept Purdue for the first time since the 2003-04 season.
- Iowa swept both Purdue and Michigan State, boasting a +12.3 average margin of victory in the four games.
- Four times over the last two decades has Iowa swept the regular season series with the opponent ranked in both games -- two of the four times have taken place this season (Michigan State and Purdue).
- Iowa ranks second in the Big Ten in second chance points scored per game (12.4) and points off turnovers (16.3).
- Iowa ranks 17th nationally in fewest fouls per game (16.3).
- Iowa earned its first win over a ranked Big Ten opponent (Purdue) while being ranked in the Top 10 since beating No. 16 Ohio State while ranked No. 8 on Feb 13, 1989.
- Iowa has become the first team since Duke and Kentucky in 1965 to beat the same top-5 opponent by 10 in the same year (No. 1 and No. 4 Michigan State by 13 and 17 points, respectively).
- Iowa defeated top-15 teams in back-to-back games (No. 1 Michigan State and No. 14 Purdue) for the first time since Nov., 2004 (beat No. 12 Louisville and No. 15 Texas).
- Iowa beat two ranked Big Ten (No. 1 Michigan State and No. 14 Purdue) teams in the same week for the first time since 1987.
- Iowa has posted road wins over a Big Ten ranked opponent each of the last three seasons.
- Iowa swept Michigan State for the first time since the 1992-93 season. The Hawkeyes' win in East Lansing on Jan. 14, was their first since 1993, snapping an 18-game losing streak at the Breslin Center. Iowa's 17-point win over Michigan State is its largest victory over the Spartans in East Lansing since a 75-57 win March 12, 1983.

- Iowa is only the second Big Ten team in the last 20 seasons to start 2-0 in conference play with both victories coming against ranked opponents (2009-10 Michigan State).
- Iowa's win over Purdue on Jan. 2 is its first in West Lafayette, Indiana, since Feb. 1, 2006. Its victory at No. 4 Michigan State on Jan. 14, is its first since Jan. 28, 1993.
- Iowa has won 38 of its last 39 nonleague home games, dating back to Nov., 2011. The lone loss came to Iowa State in 2014.
- Iowa is 1-3 all-time in games played on March 18 and 4-0 in games played on March 20.
- Iowa won 21 regular season contests each of the last two years.
- Iowa's win over Florida State on Dec. 2, clinched the Big Ten/ACC Challenge for the Big Ten. The Hawkeyes have clinched the Challenge for the Big Ten each of the last two years.
- Iowa has competed in postseason play the last five years: NIT second round in 2012; NIT runner-up in 2013; NCAA first round in 2014; NCAA third round in 2015; No. 7 seed in 2016 tournament.
- Iowa has had a first-team All-Big Ten honoree in each of the last three seasons: Devyn Marble in 2014; Aaron White in 2015; Jarrod Uthoff in 2016.

### **IOWA'S 2015-16 STATISTICAL COMPARISONS**

	All Games	Big Ten	Home Games	Away Games	Iowa Wins	Iowa Losses
Record	21-10	12-6	13-2	8-8	21-0	0-10
Points	78.1	75.8	81.5	74.9	81.5	70.9
Opp. Pts	68.7	69.3	67.5	69.8	65.5	75.5
FG%	.450	.438	.453	.448	.468	.413
FG Def.	.415	.426	.399	.430	.390	.469
3-PT%	.382	.369	.390	.375	.398	.348
3-pt. Def.	.310	.310	.317	.305	.288	.356
FT%	.719	.710	.720	.719	.730	.694
REB	38.4	37.3	40.5	36.4	38.9	37.4
AST	16.0	13.9	16.7	15.3	17.0	13.9
TO	10.4	9.9	10.1	10.8	9.4	12.5
STL	6.8	6.8	7.2	6.4	7.3	5.7
BLK	4.8	4.3	5.5	4.2	5.9	2.7

### **BLOCK PARTY**

Iowa's length has affected a number of opponent shot attempts this season. The Hawkeyes have blocked 150 shots this season (4.8), which ranks fourth in the conference and 34th nationally. Iowa had its streak of 94 straight games with at least one blocked shot snapped at Ohio State (Feb. 28).

Uthoff has put together back-to-back 50+ block seasons, totaling 56 last season and 83 this year. He is the first Hawkeye since Erek Hansen in 2005 and 2006 to register more than 50 rejections in consecutive seasons. Additionally, Uthoff (83 in 31 games) joins Acie Earl and Erek Hansen as the only Hawkeyes to record 80 or more rejections in a season.

Uthoff is the third Hawkeye since 1983 (blocked shots became a statistic in 1983) to lead the league in rejections.

### **UTHOFF FILLS IT UP DURING FIRST HALF AT IOWA STATE**

Senior Jarrod Uthoff scored 30 first-half points at No. 2/4 Iowa State (Dec. 10), while also grabbing six rebounds, blocking two shots and collecting a steal. Uthoff made 11-of-13 shot attempts, including 5-of-6 from 3-point territory, while also going 3-of-4 from the charity stripe the first 20 minutes of action. He finished the contest with 32 points.

### **UTHOFF PRODUCING ON THE WING**

Jarrold Uthoff has amassed 1,259 points. The senior had his 19-game double-digit scoring streak snapped on Jan. 28, scoring nine points at nationally-ranked Maryland. Uthoff has scored 20 or more 15 times this year. Uthoff's 11 20-point games prior to the month of February are the most by a Hawkeye since Adam Haluska in 2006-07 (12).

Uthoff ranks second in the Big Ten in scoring (18.9) and first in blocks (2.7), and is second on the team in 3-pointers (62) and rebounding (6.4). His 2.7 blocks per game ranks 11th in the nation.

Uthoff is the second Big Ten player since 1996-97 to have 150+ blocks and 130+ 3-pointers made (Minnesota's Michael Bauer, 1999-2004). He is also the second player nationally the last 20 years to average two blocks and two 3-pointers per game (Duke's Shane Battier in 1999-00 and 2000-01).

Uthoff is one of three players in the country to register 20+ points and 5+ blocks in a game three times this season (Stony Brook's Jameel Warney and Pascal Siakam of New Mexico State).

#### **Jarrold Uthoff 2015-16 Recognition**

Division I CoSIDA Men's Basketball Academic All-American of the Year  
Karl Malone Power Forward of the Year Finalist (Top Five)  
CoSIDA First Team Academic All-America  
CoSIDA First Team Academic All-District  
Second Team All-America (*Sporting News*)  
Second Team All-America (USBWA)  
Third Team All-America (*USA Today*)  
Third Team All-America (Scout.com)  
Third Team All-America (College Sports Madness)  
Honorable Mention All-America (Sports Illustrated)  
Unanimous First Team All-Big Ten (Big Ten Conference and Associated Press)  
Big Ten All-Defensive Team (five player team voted by league coaches)  
All-District VI Team (USBWA)  
First Team All-Big Ten (CBS Sports)  
First Team All-Big Ten and Big Ten Defensive Player of the Year (HoopsHD.com)  
John R. Wooden Award National Ballot Top 15  
Oscar Robertson Trophy Top 11

### **BAER BECOMES RELIABLE RESERVE**

After forward Dale Jones suffered a season-ending knee injury on Dec. 1, Nicholas Baer has seen his minutes increase. The redshirt freshman walk-on has taken advantage of the opportunity.

Baer sparked a late surge in Iowa's last outing against Illinois at the Big Ten Tournament. Baer scored eight points in the final four minutes of the game.

Baer was named Big Ten Freshman of the Week (Dec. 21) after his performance against Drake (Dec. 19). He scored 13 points, making five of his 10 field goal attempts, including going 3-of-5 from 3-point range. The native of Bettendorf, Iowa, also grabbed seven rebounds and blocked a personal-best six shots in Iowa's 70-64 victory over Drake at the Hy-Vee Big Four Classic in Des Moines. He is one of only four freshmen in the nation this season to post 13+ points, 7+ rebounds, and 6+ blocked in a single game.

Baer's six blocks, four of which came in the first half against the Bulldogs, broke the Wells Fargo Arena record in a college basketball game. The six rejections in a game were also the most by an Iowa freshman since Melsahn Basabe denied six shots against Ohio State in 2011. Baer's six blocks helped Iowa establish a school record for total blocks in a game with 14, besting the previous mark of 13 set against Illinois on March 5, 2013.

Baer is averaging 14 minutes off the bench, averaging 4.5 points, shooting at a 41 percent clip from 3-point range (25-of-61) and 2.5 rebounds. Baer's 19 blocked shots on the season rank second best on the team. He has scored in double figures and grabbed five or more rebounds four times this season.

## **Iowa NCAA Tournament Records**

### **Individual**

<b>Points</b>	36, Bill Logan vs. Temple, 3/22/56
<b>FG</b>	15, Chad Calabria vs. Notre Dame, 3/14/70
<b>FGA</b>	31, John Johnson vs. Notre Dame, 3/14/70
<b>3pt. FG</b>	6, Dean Oliver vs. Kentucky, 3/17/01
	6, B.J. Armstrong vs. Rutgers, 3/17/89
<b>3pt. FGA</b>	9, Adam Haluska vs. Northwestern St., 3/17/06
	9, Dean Oliver vs. Kentucky, 3/17/01
	9, Kent McCausland vs. Arkansas, 3/13/99
	9, B.J. Armstrong vs. Rutgers, 3/17/89
<b>FT</b>	16, B.J. Armstrong, vs. Florida State, 3/18/88
<b>FTA</b>	20, B.J. Armstrong vs. Florida State, 3/18/88
<b>Rebounds</b>	18, Bill Schoof vs. Temple, 3/22/56
<b>Assists</b>	10, Andre Woolridge vs. Virginia, 3/13/97
	10, B.J. Armstrong vs. Oklahoma, 3/20/87
<b>Blocks</b>	8, Acie Earl vs. Duke, 3/21/92
<b>Steals</b>	5, Chris Street vs. East Tennessee St., 3/14/91
	5, Steve Carfino vs. Utah State, 3/17/83

### **Team**

<b>Points</b>	121 vs. Notre Dame, 3/14/70
<b>Pts/Half</b>	75 vs. Notre Dame, 3/14/70
<b>FG</b>	52 vs. Notre Dame, 3/14/70
<b>FGA</b>	100 vs. Morehead State, 3/16/56
<b>FG%</b>	63.5% vs. Rutgers (33 of 52), 3/17/89
<b>3pt. FG</b>	12 vs. Alabama-Birmingham, 3/11/99
<b>3pt. FGA</b>	23 vs. Alabama-Birmingham, 3/11/99
<b>3pt. FG%</b>	70% vs. East Tennessee St. (7-of-10), 3/14/91
<b>FT</b>	35 vs. Morehead State, 3/16/56
<b>FTA</b>	52 vs. Morehead State, 3/16/56
<b>FT%</b>	95.2% vs. N.C. State (20-of-21), 3/19/89
<b>Rebounds</b>	60 vs. Morehead State, 3/16/56
<b>Assists</b>	25 vs. Virginia Commonwealth, 3/6/80
<b>Blocks</b>	10 vs. Duke, 3/21/92
<b>Steals</b>	13 vs. Santa Clara, 3/13/87

### **EXPERIENCED BACKCOURT**

Iowa has two senior point guards (Mike Gesell and Anthony Clemmons) and a junior shooting guard (Peter Jok) on this year's roster.

Gesell and Clemmons rank 14th and 90th nationally, respectively, in assist-to-turnover ratio. Clemmons is third on the team in scoring (9.0), while Gesell is fourth (8.3).

Clemmons was named the team's Most Improved Player last spring after leading the team in 3-point accuracy (.373) and posting single-season bests in rebounding, steals, scoring, and free throw percentage in 2014-15.

Gesell is a four-year starter, who has 1,063 points, 546 assists, and 159 steals. The Hawkeye senior is 15 assists from tying Dean Oliver for third in Iowa career assists.

### **STEADY IMPROVEMENT...**

Since Fran McCaffery was named head coach at Iowa in 2010, he has guided the Hawkeyes to improvement each season.

<b>Year</b>	<b>Record</b>	<b>Big Ten Finish</b>	<b>Postseason</b>
2011	11-20	4-14 (10th)	N/A
2012	18-17	8-10 (T-7th)	NIT Second Round
2013	25-13	9-9 (6th)	NIT runners-up
2014	20-13	9-9 (6th)	NCAA First Round
2015	22-12	12-6 (T-3rd)	NCAA Third Round
2016	22-10	12-6 (T-3rd)	TBD

### **DISTRIBUTOR AND PROTECTOR**

Point guard Mike Gesell has done an outstanding job directing the Hawkeye offense his entire Hawkeye career. Gesell owns two of Iowa's top four assist-to-turnover ratio's since the 1996-97 season. His 3.05 ratio in 2013-14 ranks first, while his 2.21 ratio in 2014-15 ranks fourth. Dean Oliver's 2.75 ratio in 2000-01 is second, followed by Ryan Luehrsmann's 2.21 in 1997-98 ranking third.

The native of South Sioux City, Nebraska, ranks 17th in the country in assists (6.25) and 14th in assist-to-turnover ratio (3.3). Gesell collected a career-best 12 assists in Iowa's win over Coppin State and also against Minnesota. He has been credited with nine or more assists 10 times this season and 10 or more five times. Gesell is believed to be the first Hawkeye ever to post five 10+ assist games in a season (B.J. Armstrong had four 10+ assist games in 1988-89). He is on pace to surpass Dean Oliver, who ranks third in career assists.

He poured in a game and career-best 25 points in lifting Iowa to an 83-70 win over No. 1 Michigan State and posted his first career double-double in Iowa's win over Nebraska (22 points and 10 assists).

### **INCREASED WORK LOAD**

The prior couple seasons, Adam Woodbury split time at the center position with Gabriel Olaseni. With Olaseni having graduated, Woodbury's minutes have increased. The 7-foot-1 center averaged 21 minutes per game a year ago alongside Olaseni. In his career when playing 28 minutes or more, Woodbury averages 9.6 points and 8.6 rebounds per game. The senior has played over 28 minutes 13 times this year.

Woodbury has totaled seven double-doubles this season, which ties three other players for eighth in the league. Woodbury is the first Hawkeye to record a double-double in three straight games (Rutgers, Purdue, and Maryland) since Greg Brunner in 2005-06. He has led the team in rebounding 13 of the last 14 games, including snagging a career-best 18 boards versus Wisconsin (Feb. 24). The 18 rebounds are the most by any player in a Big Ten game this season. Furthermore, 10 of the 18 boards were on the offensive glass -- the most by a Hawkeye since Gabriel Olaseni had 11 at Purdue last season.

Woodbury is averaging 11.3 rebounds per game over the last 14 games. Woodbury (10.0 rpg) became the first Hawkeye since Reggie Evans (10.7 rpg) in 2001-02 to average 10+ rebounds during conference play.

Woodbury grabbed 13 defensive rebounds against Penn State on Feb. 3 -- the most by a Hawkeye since Kurt Looby (Nov. 13, 2006 versus The Citadel).

### **HAWKEYE FANS FLOCKED TO CHA**

Iowa sold out 23 home games the last three seasons. The Hawkeyes ranked 20th in national attendance in 2015, averaging 14,101 fans. It is the second straight season and 21st time that Iowa has cracked the top 20 in the national attendance rankings.

Iowa averaged 13,835 fans in 2015-16, which includes seven sellout crowds (Michigan State; Michigan; Purdue; Northwestern; Minnesota; Wisconsin; Indiana). Iowa's seven sellout crowds are the most since recording 11 sellouts in 2013-14.

### **FRESH START**

Peter Jok started 2015 with a new number, changing from No. 3 last year to No. 14 this season.

Jok ranks second on the team in scoring (16.2 ppg) and first in free throw accuracy (.863, 88-of-102; 26 straight makes entering the NCAA Tournament). He has scored 20 or more points 10 times this season, including a career-best 29 points at Rutgers (Jan. 21) and vs. Illinois (March 10). The 29-point outbursts tie for seventh most by a Hawkeye during the Fran McCaffery era.

Iowa is 10-3 when Jok makes at least three triples in a game this season.

After averaging seven points per game a season ago, Jok has surged 9.2 points this year averaging 16.2 points per contest. The +9.2 improvement is tops among Big Ten players.

The Hawkeye junior averaged 21 points in two games against Michigan State early in conference play. His 23 points at Michigan State (Jan. 14) and 16 against Michigan (Jan. 17) earned Jok Big Ten Player of the Week accolades.

Jok is one of four Hawkeyes since 2005-06 to average 2+ 3-pointers and one steal per game in a season (Jeff Horner in 2006; Adam Haluska in 2007; Matt Gatens in 2012).

### **IN MEMORY...**

Iowa's all-time leading scorer, Roy Marble, passed away on Sept. 11, 2015, at the age of 48. Marble led the Hawkeyes to four straight NCAA Tournament appearances, including advancing to the Elite Eight in 1987 and Sweet 16 in 1988, and led the team in scoring three consecutive seasons.

In memory of Marble, RM23 is stitched on the upper right corner of Iowa's jerseys this season.

### **NOTING IOWA'S COMEBACK AGAINST PURDUE**

- Iowa trailed by 19 points at Purdue (Jan. 2) with 2:21 remaining in the first half. The Hawkeyes trailed by 17 points at halftime.
- The 19-point comeback is the third largest in school history and second biggest in a Big Ten contest. The Hawkeyes rallied from 23 points against Gardner-Webb in 2012 and 22 points at Illinois in 1987. Iowa won the Illinois game in overtime.
- Iowa became the fourth Division I team in the last 20 seasons to beat an AP Top 15 team after trailing by 17+ points at halftime, and only the second team to accomplish the feat on the road.

### **WELCOME NEWCOMERS**

Despite having four returning starters, plus another who has starting experience, Iowa welcomes 10 newcomers to its 2015-16 roster. The 10 newcomers includes two players who received red-shirts last season (Nicholas Baer and Brady Ellingson). Iowa's 10 newcomers ties for third most among Division I schools: Portland State and Tennessee State have 11, followed by Iowa, UTEP, and Nebraska with 10.

The Hawkeyes add five freshmen (Isaiah Moss, Andrew Fleming, Brandon Hutton, Ahmad Wagner, and Christian Williams), and three junior college transfers (Dale Jones, and Michael and Steven Soukup). Jones is out of action the remainder of this season due to suffering a knee injury at practice on Dec. 1.

### **UTHOFF NAMED TO ADVOCARE INVITE ALL-TOURNAMENT TEAM**

Iowa's Jarrod Uthoff was one of five players named to the 2015 Advocare Invitational All-Tournament Team. Uthoff joined Xavier's Trevon Bluiett and Jalen Reynolds, Scoochie Smith of Dayton, and Justin Robinson of Monmouth (MVP).

Uthoff averaged 20 points in three games (Dayton, Notre Dame, and Wichita State), reaching double figures in the first half in all three games. The Hawkeye senior also averaged 5.7 rebounds and 2.7 blocks, and shot at a 50 percent clip (23-of-46).

### **IOWA VS. RANKED TEAMS**

Iowa is ranked 24th in this week's Coaches Poll and 25th by the Associated Press. The Hawkeyes have been ranked by both major polls for the last 11 weeks, since Jan. 4.

The Hawkeyes have played 10 contests against ranked opponents, posting a 5-5 record.

Iowa became just the fifth team ever, and first team since Duke and Kentucky in 1965, to beat the same top-5 opponent by 10 in the same season.

Below are Iowa's results versus nationally-ranked opponents this season:

<b>At Home:</b>	83-71 over 22nd-ranked Purdue, 1/24/16 83-70 over 1st-ranked Michigan State, 12/29/15 81-78 loss to 11th-ranked Indiana, 3/1/16
<b>On the Road:</b>	83-82 loss to 2nd-ranked Iowa State, 12/10/15 76-59 over 4th-ranked Michigan State, 1/14/16 70-63 over 14th-ranked Purdue, 1/2/16 74-68 loss to 7th-ranked Maryland, 1/28/16 85-78 loss at 22nd-ranked Indiana, 2/11/16
<b>Neutral Court:</b>	68-62 loss to 17th-ranked Notre Dame, 11/27/15 84-61 over 20th-ranked Wichita State, 11/29/15

### **CLOSING OUT THE NONCONFERENCE SCHEDULE**

Iowa finished its nonconference schedule with a record of 9-3. Fran McCaffery's last four Hawkeye teams, including this season, won at least nine nonleague games: 2016 (9); 2015 (9); 2014 (11); 2013 (11). Iowa's 2012 team won eight nonconference contests.

### **UTHOFF NAMED BIG TEN CO-PLAYER OF THE WEEK -- DEC. 14**

Iowa's Jarrod Uthoff was named Big Ten Co-Player of the Week along with Maryland's Melo Trimble on Dec. 14.

Uthoff shot 61 percent from the field (22-of-36), including a blistering 69 percent from 3-point range (9-of-13), and 86 percent from the free throw line (6-of-7) in two games, averaging nearly a double-double (29.5 points and nine rebounds).

The native of Cedar Rapids, Iowa, scored a career-high 27 points in a 90-56 win over Western Illinois, and then bested that performance with a personal-best 32 points at No. 2/4 Iowa State.

The Hawkeye senior scored 24 of his 27 points in the first half against the Leathernecks and 30 of his 32 in the first 20 minutes against the Cyclones. Uthoff's 32 points are the most by a Hawkeye since Matt Gatens had 33 against Wisconsin in 2012.

### **2 HAWKEYES SELECTED IN LAST 2 NBA DRAFTS**

Roy Devyn Marble and Aaron White were selected in the second round of the NBA Draft each of the past two seasons -- Marble in 2014 by Orlando and White in 2015 by Washington.

The Hawkeyes are one of four Big Ten schools to have multiple players drafted by NBA teams the last two years:

Michigan - 3  
Michigan State - 3  
**IOWA - 2**  
Wisconsin - 2

### **HAWKEYEBASKETBALL.COM**

Check out the Iowa basketball team's website, [HawkeyeBasketball.com](http://HawkeyeBasketball.com), devoted to everything on-and-off-the-court surrounding the program.

[HawkeyeBasketball.com](http://HawkeyeBasketball.com), allows fans a chance to go behind the scenes with the Hawkeye basketball program on and off the court. The site is complete with exclusive videos, photo galleries and content featuring the basketball program.

### **COACHING EXPERIENCE**

Fran McCaffery has the most experienced coaching staff in the country. The Iowa men's basketball staff has 67 years of combined collegiate head coaching experience and more than 130 years of collegiate coaching under their belts -- the most experience of any Division I college basketball program in the country. Listed below are the number of years of head coaching experience on the Iowa staff.

<b>Coach</b>	<b>Years</b>
Fran McCaffery	19 years
Kirk Speraw's	20 years
Sherman Dillard	10 years
Andrew Francis	2 years
Billy Taylor	11 years
Al Seibert	5 years

### **MCCAFFERY'S HONORED WITH FIGHTING SPIRIT AWARD**

The American Cancer Society honored Fran and Margaret McCaffery with the Fighting Spirit Award, Sept. 30, in Troy, New York, at the 10th Anniversary Coaches vs. Cancer Basket Ball. The McCaffery's were honored for bringing attention and their tremendous amount of fundraising for cancer research.

McCaffery was also honored with the Coaches vs. Cancer Champion Award during Final Four Weekend in Indianapolis last April.

The honor is awarded annually to a college coach who has been engaged vigorously in the Coaches vs. Cancer program's fundraising, education and promotional initiatives and has demonstrated leadership in the fight to save more lives from cancer.

The McCaffery's helped raise \$176,000 at October's cancer research fundraiser, which will benefit the Adolescent and Young Adult Program Fund in Johnson County. The McCaffery family committed \$22,000 this year and an additional \$10,000 per year for the duration of his contract at Iowa.

### **IOWA HEADSHOTS AVAILABLE ONLINE**

Up-to-date head shots of all Iowa players and coaches are available on the internet at [pics.hawkeyesports.com](http://pics.hawkeyesports.com).





# IOWA HAWKEYE BASKETBALL

## Iowa's NCAA Tournament History

- 24 previous NCAA Tournament appearances
- 28-26 all-time NCAA Tournament record
- 3 Final Four appearances (1955, 1956, 1980)
- Iowa has advanced to the Sweet 16 eight times, with its last Sweet 16 appearance coming in 1999
- Iowa has advanced to the Elite Eight four times, with its last Elite Eight appearance coming in 1987

### IOWA NCAA TOURNAMENT RESULTS

#### 1954-55, Mideast Region, Evanston, IL

Penn State	W	82-53
Marquette	W	86-81
<b>Final Four, Kansas City, MO</b>		
LaSalle	L	73-76
Colorado	L	54-75

#### 1955-56, Mideast Region, Iowa City, IA

Morehead State	W	97-83
Kentucky	W	89-77
<b>Final Four, Evanston, IL</b>		
Temple	W	83-76
San Francisco	L	71-83

#### 1969-70, Mideast Region, Columbus, OH

Jacksonville	L	103-104
Notre Dame	W	121-106

#### 1978-79, Mideast Region, Bloomington, IN (#4 Seed)

Toledo	L	72-74
--------	---	-------

#### 1979-80, East Region, Greensboro, NC (#5 Seed)

VA Commonwealth	W	86-72
N.C. State	W	77-64
<b>Philadelphia, PA</b>		
Syracuse	W	88-77
Georgetown	W	81-80
<b>Final Four, Indianapolis, IN</b>		
Louisville	L	72-80
Purdue	L	58-75

#### 1980-81, Midwest Region, Wichita, KS (#3 Seed)

Wichita State	L	56-60
---------------	---	-------

#### 1981-82, West Region, Pullman, WA (#6 Seed)

Northeast Louisiana	W	70-63
Idaho	L	67-69 (OT)

#### 1982-83, Midwest Region, Louisville, KY (#7 Seed)

Utah State	W	64-59
Missouri	W	77-63
<b>Kansas City, MO</b>		
Villanova	L	54-55

#### 1984-85, West Region, Salt Lake City, UT (#8 Seed)

Arkansas	L	54-63
----------	---	-------

#### 1985-86, Midwest Region, Minneapolis, MN (#11 Seed)

NC State	L	64-66
----------	---	-------

#### 1986-87, West Region, Tucson, AZ (#2 Seed)

Santa Clara	W	99-76
Texas-El Paso	W	84-82
<b>Seattle, WA</b>		
Oklahoma	W	93-91
Nevada-Las Vegas	L	81-84

#### 1987-88, West Region, Los Angeles, CA (#5 Seed)

Florida State	W	102-98
Nevada-Las Vegas	W	104-86
<b>Seattle, WA</b>		
Arizona	L	79-99

#### 1988-89, East Region, Providence, RI (#4 Seed)

Rutgers	W	87-83
North Carolina State	L	96-102 (2 OT)

#### 1990-91, Midwest Region, Minneapolis, MN (#7 Seed)

East Tennessee State	W	76-73
Duke	L	70-85

#### 1991-92, East Region, Greensboro, NC (#9 Seed)

Texas	W	98-92
Duke	L	62-75

#### 1992-93, Southeast Region, Nashville, TN (#4 Seed)

Northeast Louisiana	W	82-69
Wake Forest	L	78-84

#### 1995-96, West Region, Tempe, AZ (#6 Seed)

George Washington	W	81-79
Arizona	L	73-87

#### 1996-97, West Region, Salt Lake City, UT (#8 Seed)

Virginia	W	73-60
Kentucky	L	69-75

#### 1998-99, West Region, Denver, CO (#5 Seed)

Alabama-Birmingham	W	77-64
Arkansas	W	82-72
<b>Phoenix, AZ</b>		
Connecticut	L	68-78

#### 2000-01, East Region, Long Island, NY (#7 Seed)

Creighton	W	69-56
Kentucky	L	79-92

#### 2004-05, Austin Region, Indianapolis, IN (#10 seed)

Cincinnati	L	64-76
------------	---	-------

#### 2005-06, Atlanta Region, Auburn Hills, MI (#3 seed)

Northwestern State	L	63-64
--------------------	---	-------

#### 2013-14, Midwest Region, Dayton, OH (#11 seed)

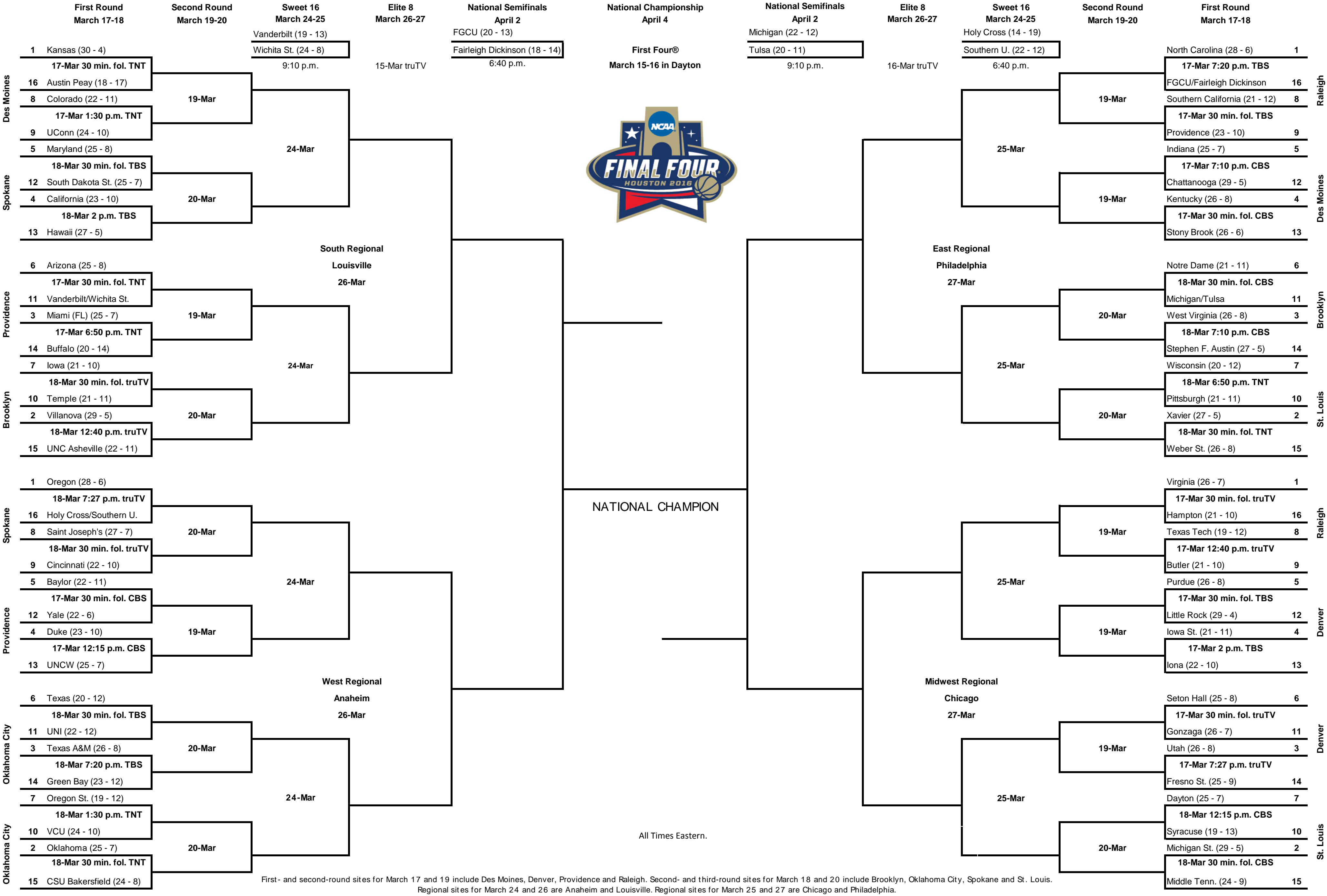
Tennessee	L	65-78 (OT)
-----------	---	------------

#### 2014-15, South Region, Seattle, WA (#7 seed)

Davidson	W	83-52
Gonzaga	L	87-68



# 2016 NCAA Division I Men's Basketball Championship



All Times Eastern.



# IOWA HAWKEYE BASKETBALL

## UPDATED IOWA PLAYER BIO

### Nicholas Baer



51

### RS-Fr., 6-7, 200, Forward Bettendorf, Iowa Bettendorf HS

- Non-scholarship athlete
- Scored in double figures four times; led or shared team lead in blocked shots five times
- Ranks second on the team in blocked shots (19)
- Surpassed 100 career points after scoring seven points against Northwestern (Jan. 31)
- One of four freshmen nationally to score 13+ points, grab 7+ rebounds, and block 6+ shots in a single game this season (versus Drake)
- Connected on 25 triples (25-of-61, .410) and is averaging 14.3 minutes per game off the bench
- Grabbed 5+ rebounds in seven games
- Made both 3-point field goal attempts, and had a rebound, assist, and one steal in season opening win over Gardner-Webb
- Grabbed two rebounds and was credited with a block in win at Marquette
- Averaged 3.7 rebounds and 3.3 points in three games off the bench at the Advocate Invitational
- Blocked two shots vs. #17 Notre Dame
- Tallied eight points on 3-of-4 shooting from the field, including 2-of-3 from 3-point range, in win over #20 Wichita State
- Posted personal bests in scoring (14) and 3-pointers (4), while also grabbing five rebounds in victory over UMKC
- Named Big Ten Freshman of the Week (Dec. 21) after scoring 13 points (5-10 FG, 3-5 3-pt FG), grabbing a personal-best seven rebounds, and blocking a Wells Fargo Arena record six shots in win over Drake
- His six blocks against Drake are the most by a Hawkeye freshman since Melsahn Basabe denied six against Ohio State in 2011
- Netted a personal-best 19 points on 8-of-10 shooting from the field, including 3-of-4 from 3-point range, while also pulling down five rebounds and collecting two steals in win over Tennessee Tech
- Netted 11 points on 4-of-7 shooting from the field, including 1-of-3 from beyond the arc, while also blocking two shots in win over #1 Michigan State

### 2015-16 Game-by-Game

				Total		3-Pointers		Free throws		Rebounds											
Opponent	Date	gs	min	fg-fga	pct	3fg-fga	pct	ft-fita	pct	off	def	tot	avg	pf	a	t/o	blk	stl	pts	avg	
GARDNER-WEBB	11/13/15	13	2-5	.400	2-2	1.000	0-0	.000	0	1	1	1.0	0	1	0	1	0	0	6	6.0	
COPPIN STATE	11/15/15	14	0-2	.000	0-2	.000	0-0	.000	0	2	2	1.5	1	1	1	1	0	0	0	3.0	
at Marquette	11/19/15	7	0-0	.000	0-0	.000	0-0	.000	1	1	2	1.7	2	0	0	1	0	0	0	2.0	
vs DAYTON	11/26/15	16	1-3	.333	0-0	.000	0-0	.000	4	2	6	2.8	2	1	1	0	0	2	2	2.0	
vs NOTRE DAME	11/27/15	8	0-1	.000	0-1	.000	0-0	.000	2	1	3	2.8	2	0	0	2	0	0	0	1.6	
vs WICHITA STATE	11/29/15	24	3-4	.750	2-3	.667	0-0	.000	1	1	2	2.7	2	0	1	0	1	8	2.7		
FLORIDA STATE	12/02/15	9	0-1	.000	0-1	.000	0-0	.000	0	1	1	2.4	2	0	0	0	2	0	0	2.3	
UMKC	12/05/15	15	5-8	.625	4-5	.800	0-0	.000	2	3	5	2.8	0	0	0	0	1	14	3.8		
WESTERN ILLINOIS	12/07/15	13	1-3	.333	0-2	.000	0-0	.000	0	5	5	3.0	0	1	1	0	0	2	3.6		
at Iowa State	12/10/15	7	1-4	.250	0-3	.000	0-0	.000	1	1	2	2.9	0	0	0	0	0	2	3.4		
vs Drake	12/19/15	30	5-10	.500	3-5	.600	0-0	.000	3	4	7	3.3	3	2	0	6	1	13	4.3		
TENNESSEE TECH	12/22/15	23	8-10	.800	3-4	.750	0-0	.000	0	5	5	3.4	2	0	0	1	2	19	5.5		
MICHIGAN STATE	12/29/15	21	4-7	.571	1-3	.333	2-2	1.000	2	3	5	3.5	2	1	0	2	1	11	5.9		
at Purdue	01/02/16	16	3-3	1.000	1-1	1.000	0-0	.000	2	2	4	3.6	0	0	2	2	0	7	6.0		
NEBRASKA	01/05/16	16	0-0	.000	0-0	.000	2-4	.500	1	2	3	3.5	2	1	1	1	1	2	5.7		
at Michigan State	01/14/16	17	1-3	.333	0-1	.000	1-2	.500	0	2	2	3.4	2	2	1	0	1	3	5.6		
MICHIGAN	01/17/16	20	2-5	.400	1-4	.250	2-2	1.000	0	1	1	3.3	1	1	0	0	1	7	5.6		
at RUTGERS	01/21/16	13	0-3	.000	0-3	.000	0-0	.000	2	0	2	3.2	1	1	0	0	1	0	5.3		
PURDUE	01/24/16	11	1-1	1.000	1-1	1.000	0-0	.000	1	0	1	3.1	2	0	1	1	1	3	5.2		
at Maryland	01/28/16	7	0-3	.000	0-3	.000	0-0	.000	0	0	0	3.0	2	0	0	1	0	0	5.0		
NORTHWESTERN	01/31/16	17	3-6	.500	1-1	1.000	0-0	.000	0	1	1	2.9	1	0	0	0	1	7	5.0		
PENN STATE	02/03/16	19	3-4	.750	2-3	.667	0-1	.000	0	1	1	2.8	0	1	2	0	1	8	5.2		
at Illinois	02/07/16	7	1-2	.500	1-2	.500	0-0	.000	0	1	1	2.7	1	0	0	0	0	3	5.1		
at Indiana	02/11/16	13	0-1	.000	0-1	.000	0-0	.000	1	0	1	2.6	3	0	0	0	1	0	4.9		
MINNESOTA	02/14/16	9	0-0	.000	0-0	.000	0-0	.000	3	0	3	2.6	3	1	0	0	0	0	4.7		
at Penn State	02/17/16	12	2-3	.667	1-2	.500	1-2	.500	2	1	3	2.7	1	1	1	0	1	6	4.7		
WISCONSIN	02/24/16	16	1-2	.500	0-1	.000	0-0	.000	1	1	2	2.6	1	0	0	1	0	2	4.6		
at Ohio State	02/28/16	13	1-2	.500	0-1	.000	0-0	.000	0	1	1	2.6	2	0	0	0	0	2	4.5		
INDIANA	03/01/16	13	2-3	.667	2-3	.667	0-0	.000	0	0	0	2.5	0	1	0	0	0	6	4.6		
at Michigan	03/05/16	7	0-2	.000	0-2	.000	0-0	.000	0	2	2	2.5	3	0	1	0	1	0	4.4		
vs Illinois	03/10/16	17	3-7	.429	0-1	.000	2-2	1.000	4	1	5	2.5	1	0	3	0	2	8	4.5		
Totals		0	443	53-108	.491	25-61	.410	10-15	.667	33	46	79	2.5	44	16	16	19	21	141	4.5	

Games played: 31  
Minutes/game: 14.3  
Points/game: 4.5  
FG Pct: 49.1  
3FG Pct: 41.0  
FT Pct: 66.7

Rebounds/game: 2.5  
Assists/game: 0.5  
Turnovers/game: 0.5  
Assist/turnover ratio: 1.0  
Steals/game: 0.7  
Blocks/game: 0.6

- Shot 1.000 from the field (3-3 FG, 1-1 3-pt FG), while grabbing four rebounds and rejecting two shots in road win over #14 Purdue
- In 16 minutes off the bench, collected three rebounds in addition to recording one blocked shot and one steal in victory over Nebraska
- Tallied three points, connecting on only shot attempt in home win over #22 Purdue; also collected one rebound, a block, and a steal
- Scored seven points on 3-of-6 shooting from the field, including one 3-pointer against Northwestern; recorded one board and a steal
- Netted eight points and posted one rebound, an assist, and a steal in home win over Penn State
- Scored six points and grabbed three boards in loss at Penn State
- Tallied two points, while grabbing two rebounds and blocking one shot against Wisconsin
- Went 2-of-3 from behind the arc, scoring six points in home loss to #11 Indiana
- Grabbed two rebounds and recorded a steal in win at Michigan

- Grabbed five rebounds (four offensive), collected two steals, and scored all eight points of his points in the final four minutes against Illinois at the Big Ten Tournament

#### Personal Bests

**Points:** 19 vs. Tennessee Tech, 12/22/15  
**Rebounds:** 7 vs. Drake, 12/19/15  
**FGM:** 8 vs. Tennessee Tech, 12/22/15  
**FGA:** 10, 2x, last vs. Tennessee Tech, 12/12/15  
**3-pt FG:** 4 vs. UMKC, 12/5/15  
**3-pt FGA:** 5, 2x, last vs. Drake, 12/19/15  
**FTM:** 2 vs. Michigan State, 12/29/15  
**FTA:** 4 vs. Nebraska, 1/5/16  
**Assists:** 2, 2x, last vs. Michigan State, 1/14/16  
**Steals:** 2, 3x, last vs. Illinois, 3/10/16  
**Blocks:** 6 vs. Drake 12/19/15  
**Minutes:** 30 vs. Drake, 12/19/15

#### CAREER STATISTICS

YEAR	G/GS	FG-A	PCT	3-PT	PCT	FT-A	PCT	RB	AVG	PF-FO	AS	TO	BK	ST	PTS	AVG
Fresh.	31/0	53-108	.491	25-61	.410	10-15	.667	79	2.5	44-0	16	16	19	21	141	4.5
TOTALS	31/0	53-108	.491	25-61	.410	10-15	.667	79	2.5	44-0	16	16	19	21	141	4.5



# IOWA HAWKEYE BASKETBALL

## UPDATED IOWA PLAYER BIO

### Anthony Clemmons



5

**Sr., 6-2, 200, Guard**  
**Lansing, Mich.**  
**Sexton HS**

- Made at least one 3-pointer in 18 games this season
- Scored in double figures 17 times this season, including seven of the last 10 games, after reaching double figures a combined six times the last two years
- Credited with six or more assists seven times; tied for 10th in the Big Ten in assists per game (3.6)
- Defensively, held Bryn Forbes of Michigan State to five total points in two games; Illinois' Kendrick Nunn to six points; Maryland's Melo Trimble to 11 points; Purdue's Raphael Davis to 10 total points in two games
- Ranks 90th nationally in assist/turnover ratio (2.3)
- Tied a career high with six free throws made in season opening win over Gardner-Webb
- Posted a season high in assists (7), while scoring 11 and tallying three steals in win at Marquette
- Reached double figures in second consecutive contest, scoring 11, to go along with a team-high six assists against Dayton
- Collected 10 points, four rebounds, and a team-best four assists in overtime win over Florida State
- Tallied 13 points, missing only two shot attempts, while also recording six assists in victory over UMKC
- Registered nine points, six assists and had a team-best three steals in win over Western Illinois
- Netted 10 points in victory over Drake
- Scored 11 points, snagged five rebounds, and had two assists in win over Tennessee Tech
- Led the team with five assists in upset victory over #1 Michigan State
- Had eight points, while also recording a game and career-high four steals in road victory over #14 Purdue
- Had 13 points and dished out two assists in road win over #4 Michigan State
- Recorded six assists and scored five points in win against Michigan
- Dished out five assists and tallied a career-high 20 points in road win over Rutgers
- Tied a career high with six free throws made and set a personal best with 10 free throws attempted in home win over #22 Purdue; tallied 10 points and led the team with a game-high six assists
- Registered 11 points and a team-best four assists at #7 Maryland

### 2015-16 Game-by-Game

Opponent	Date	gs	min	Total		3-Pointers		Free throws		Rebounds										
				fg-fga	pct	3fg-fga	pct	ft-fa	pct	off	def	tot	avg	pf	a	t/o	blk	stl	pts	avg
GARDNER-WEBB	11/13/15	*	33	1-7	.143	0-3	.000	6-8	.750	0	2	2	2.0	2	2	3	0	0	8	8.0
COPPIN STATE	11/15/15	*	13	3-7	.429	0-2	.000	1-2	.500	1	1	2	2.0	0	5	0	1	0	7	7.5
at Marquette	11/19/15	*	28	5-10	.500	1-3	.333	0-0	.000	1	1	2	2.0	1	7	3	0	3	11	8.7
vs DAYTON	11/26/15	*	34	5-9	.556	1-2	.500	0-0	.000	0	3	3	2.3	3	6	2	0	2	11	9.3
vs NOTRE DAME	11/27/15	*	28	1-3	.333	1-2	.500	0-0	.000	1	2	3	2.4	4	1	2	0	1	3	8.0
vs WICHITA STATE	11/29/15	*	21	2-6	.333	1-1	1.000	0-0	.000	0	1	1	2.2	1	3	1	0	1	5	7.5
FLORIDA STATE	12/02/15	*	36	4-9	.444	0-2	.000	2-5	.400	1	3	4	2.4	1	4	3	0	1	10	7.9
UMKC	12/05/15	*	26	5-7	.714	1-1	1.000	2-2	1.000	1	1	2	2.4	2	6	0	0	0	13	8.5
WESTERN ILLINOIS	12/07/15	*	29	3-7	.429	1-2	.500	2-2	1.000	0	2	2	2.3	2	6	1	1	3	9	8.6
at Iowa State	12/10/15	*	36	3-6	.500	1-4	.250	0-0	.000	0	4	4	2.5	0	4	2	1	1	7	8.4
vs Drake	12/19/15	*	27	4-9	.444	1-5	.200	1-2	.500	0	2	2	2.5	0	1	0	1	0	10	8.5
TENNESSEE TECH	12/22/15	*	26	4-9	.444	1-3	.333	2-2	1.000	1	4	5	2.7	0	2	2	0	0	11	8.8
MICHIGAN STATE	12/29/15	*	28	1-3	.333	0-1	.000	0-3	.000	0	1	1	2.5	3	5	1	0	1	2	8.2
at Purdue	01/02/16	*	30	3-9	.333	2-4	.500	0-0	.000	0	1	1	2.4	3	3	1	0	4	8	8.2
NEBRASKA	01/05/16	*	17	0-3	.000	0-2	.000	0-0	.000	0	1	1	2.3	1	0	0	0	0	0	7.7
at Michigan State	01/14/16	*	31	4-8	.500	2-4	.500	3-5	.600	0	3	3	2.4	2	2	3	0	0	13	8.0
MICHIGAN	01/17/16	*	30	2-6	.333	1-4	.250	0-0	.000	0	1	1	2.3	2	6	2	1	1	5	7.8
at RUTGERS	01/21/16	*	34	8-12	.667	2-6	.333	2-3	.667	0	3	3	2.3	2	5	0	0	1	20	8.5
PURDUE	01/24/16	*	31	2-3	.667	0-1	.000	6-10	.600	0	3	3	2.4	1	6	1	0	2	10	8.6
at Maryland	01/28/16	*	30	4-7	.571	2-4	.500	1-2	.500	1	3	4	2.5	3	4	0	1	0	11	8.7
NORTHWESTERN	01/31/16	*	27	3-7	.429	0-1	.000	3-3	1.000	0	2	2	2.4	1	0	3	0	2	9	8.7
PENN STATE	02/03/16	*	24	4-8	.500	0-3	.000	4-4	1.000	1	5	6	2.6	2	4	1	0	1	12	8.9
at Illinois	02/07/16	*	37	4-10	.400	2-3	.667	0-2	.000	1	5	6	2.7	3	2	3	0	4	10	8.9
at Indiana	02/11/16	*	34	5-13	.385	2-6	.333	0-0	.000	1	2	3	2.8	3	5	1	0	1	12	9.0
MINNESOTA	02/14/16	*	37	5-8	.625	0-1	.000	2-3	.667	0	2	2	2.7	4	2	2	0	0	12	9.2
at Penn State	02/17/16	*	33	2-5	.400	0-1	.000	2-4	.500	0	2	2	2.7	4	4	1	0	0	6	9.0
WISCONSIN	02/24/16	*	34	4-10	.400	0-1	.000	5-8	.625	2	0	2	2.7	4	2	3	0	0	13	9.2
at Ohio State	02/28/16	*	33	3-5	.600	0-0	.000	0-2	.000	0	1	1	2.6	3	2	2	0	1	6	9.1
INDIANA	03/01/16	*	31	5-15	.333	2-5	.400	2-4	.500	0	2	2	2.6	4	4	1	0	0	14	9.2
at Michigan	03/05/16	*	35	4-7	.571	2-3	.667	2-4	.500	0	3	3	2.6	3	2	1	0	0	12	9.3
vs Illinois	03/10/16	*	28	0-8	.000	0-4	.000	0-0	.000	0	2	2	2.6	1	6	4	0	0	0	9.0
Totals		31	921	103-236	.436	26-84	.310	48-80	.600	12	68	80	2.6	65	111	49	6	30	280	9.0

Games played: 31  
Minutes/game: 29.7  
Points/game: 9.0  
FG Pct: 43.6  
3FG Pct: 31.0  
FT Pct: 60.0

Rebounds/game: 2.6  
Assists/game: 3.6  
Turnovers/game: 1.6  
Assist/turnover ratio: 2.3  
Steals/game: 1.0  
Blocks/game: 0.2

- Went 3-of-3 from the charity stripe on his way to nine points in win over Northwestern; recorded two steals
- Grabbed a career-high six rebounds and led team with four assists on way to scoring 12 points in home win over Penn State
- Logged a career-high 37 minutes at Illinois, equaling career bests in rebounds (6) and steals (4), while scoring 10 points
- Attempted 13 field goals, including six 3-point field goals, both season bests, at #22 Indiana (12 points, 5 assists)
- Scored 12 points and posted two assists in win over Minnesota
- Tallied six points and led team with four assists in loss at Penn State
- Scored 13 points and dished out two assists against Wisconsin
- Netted six points and dished out two assists in loss at Ohio State
- Recorded 14 points and four assists in home loss to #11 Indiana

- Dropped 12 points and dished out two assists in win at Michigan
- Recorded six assists in Big Ten Tournament loss to Illinois

#### Personal Bests

**Points:** 20 vs. Rutgers, 1/21/16  
**Rebounds:** 6, 2x, last vs. Illinois, 2/7/16  
**FGM:** 8 vs. Rutgers, 1/21/16  
**FGA:** 15 vs. Indiana, 3/1/16  
**3-pt FG:** 3, 2x, last vs. Gonzaga, 3/22/15  
**3-pt FGA:** 6, 2x, last vs. Indiana, 2/11/16  
**FTM:** 6, 3x, last vs. Purdue, 1/24/16  
**FTA:** 10 vs. Purdue, 1/24/16  
**Assists:** 9 vs. Coppin State, 12/22/12  
**Steals:** 4, 2x, last vs. Illinois, 2/7/16  
**Blocks:** 2 vs. Nebraska-Omaha, 11/10/13  
**Minutes:** 37, 2x, last vs. Minnesota, 2/14/16

#### CAREER STATISTICS

YEAR	G/GS	FG-A	PCT	3-PT	PCT	FT-A	PCT	RB	AVG	PF-FO	AS	TO	BK	ST	PTS	AVG
Fresh.	38/13	55-146	.377	17-47	.362	38-52	.731	62	1.6	68-1	105	63	8	21	165	4.3
Soph.	32/0	24-47	.511	6-16	.375	24-39	.615	41	1.3	34-0	54	29	4	11	78	2.4
Junior	34/12	48-126	.381	22-59	.373	45-60	.750	66	1.9	53-0	64	38	1	24	163	4.8
Senior	31/31	103-236	.436	26-84	.310	48-80	.600	80	2.6	65-0	111	49	6	30	280	9.0
<b>TOTALS</b>	<b>135/56</b>	<b>230-555</b>	<b>.414</b>	<b>71-206</b>	<b>.345</b>	<b>155-231</b>	<b>.671</b>	<b>249</b>	<b>1.8</b>	<b>220-1</b>	<b>334</b>	<b>179</b>	<b>19</b>	<b>86</b>	<b>686</b>	<b>5.1</b>



# IOWA HAWKEYE BASKETBALL

## UPDATED IOWA PLAYER BIO

### Brady Ellingson



24

**RS-Fr., 6-4, 190, Guard**  
**Sussex, Wis.**  
**Sussex HS**

- Competed in seven games before sitting out the remainder of the last season due to injury; received a medical redshirt
- Tallied eight points in Iowa's win over Purdue (Jan. 21), his highest scoring output in a game since netting nine vs. Dayton on Nov. 26
- Made at least one 3-pointer in nine games this season, including 3 against Dayton -- a career-best
- Played double-digit minutes in 13 of 26 games off the bench this season
- Poured in a game and personal-high 20 points (7-8 FG, 1-2 3-pt FG, 5-6 FT) in 17 minutes of action in win over Coppin State
- Had three points, two rebounds, one assist, and one steal in victory at Marquette
- Tallied nine points on 3-of-5 shooting from 3-point territory against Dayton
- Finished with five points, making both field goal attempts, in win over #20 Wichita State
- Netted seven points in back-to-back victories over UMKC and Western Illinois
- Scored eight points on 3-of-5 shooting from the field while recording one rebound, an assist, and a steal in home win over #22 Purdue

### 2015-16 Game-by-Game

				Total		3-Pointers		Free throws		Rebounds										
Opponent	Date	gs	min	fg-fga	pct	3fg-fga	pct	ft-fa	pct	off	def	tot	avg	pf	a	t/o	blk	stl	pts	avg
GARDNER-WEBB	11/13/15	23	2-6	.333	0-4	.000	0-0	.000	0-0	0	1	1	1.0	3	0	1	0	1	4	4.0
COPPIN STATE	11/15/15	17	7-8	.875	1-2	.500	5-6	.833	1	2	3	2.0	1	1	1	0	0	20	12.0	
at Marquette	11/19/15	14	1-2	.500	1-2	.500	0-0	.000	1	1	2	2.0	1	1	0	0	1	3	9.0	
vs DAYTON	11/26/15	12	3-5	.600	3-5	.600	0-0	.000	0	0	0	1.5	0	1	0	0	0	9	9.0	
vs NOTRE DAME	11/27/15	8	0-2	.000	0-2	.000	0-0	.000	0	2	2	1.6	1	0	0	0	0	0	7.2	
vs WICHITA STATE	11/29/15	11	2-2	1.000	1-1	1.000	0-0	.000	0	2	2	1.7	3	0	0	0	0	5	6.8	
FLORIDA STATE	12/02/15	7	0-2	.000	0-2	.000	0-0	.000	0	0	0	1.4	1	2	1	0	0	0	5.9	
UMKC	12/05/15	15	3-6	.500	1-4	.250	0-0	.000	0	0	0	1.3	2	1	1	0	0	7	6.0	
WESTERN ILLINOIS	12/07/15	17	2-4	.500	1-3	.333	2-3	.667	0	3	3	1.4	1	1	1	0	0	7	6.1	
at Iowa State	12/10/15	4	0-1	.000	0-1	.000	0-0	.000	0	0	0	1.3	0	2	0	0	0	0	5.5	
vs Drake	12/19/15	16	2-2	1.000	1-1	1.000	0-0	.000	0	1	1	1.3	2	0	0	0	1	5	5.5	
TENNESSEE TECH	12/22/15	11	1-4	.250	1-4	.250	0-0	.000	0	0	0	1.2	0	0	1	0	0	3	5.3	
MICHIGAN STATE	12/29/15	8	0-0	.000	0-0	.000	0-0	.000	0	1	1	1.2	0	0	1	0	0	0	4.8	
at Purdue	01/02/16	8	0-0	.000	0-0	.000	0-0	.000	0	0	0	1.1	1	0	1	0	0	0	4.5	
NEBRASKA	01/05/16	6	1-2	.500	0-1	.000	0-0	.000	0	0	0	1.0	1	0	0	0	0	2	4.3	
at Michigan State	01/14/16	10	0-1	.000	0-1	.000	0-0	.000	0	0	0	0.9	0	0	0	0	0	0	4.1	
MICHIGAN	01/17/16	2	0-0	.000	0-0	.000	0-0	.000	0	0	0	0.9	0	0	1	0	0	0	3.8	
at RUTGERS	01/21/16	2	0-0	.000	0-0	.000	0-0	.000	0	0	0	0.8	0	0	0	0	0	0	3.6	
PURDUE	01/24/16	11	3-5	.600	2-4	.500	0-0	.000	0	1	1	0.8	1	1	0	0	1	8	3.8	
at Maryland	01/28/16	7	0-1	.000	0-1	.000	0-0	.000	0	1	1	0.9	0	0	0	0	0	0	3.7	
NORTHWESTERN	01/31/16	15	1-3	.333	0-2	.000	0-1	.000	0	0	0	0.8	0	1	0	0	1	2	3.6	
PENN STATE	02/03/16	9	0-1	.000	0-1	.000	0-0	.000	0	1	1	0.8	3	1	0	0	0	0	3.4	
at Illinois	02/07/16	4	0-2	.000	0-2	.000	0-0	.000	0	0	0	0.8	0	0	0	0	0	0	3.3	
at Indiana	02/11/16	1	0-0	.000	0-0	.000	0-0	.000	0	0	0	0.8	0	0	1	0	0	0	3.1	
MINNESOTA	02/14/16	3	0-1	.000	0-1	.000	0-0	.000	0	0	0	0.7	0	0	0	0	0	0	3.0	
WISCONSIN	02/24/16	5	0-1	.000	0-0	.000	0-0	.000	0	0	0	0.7	0	0	1	0	0	0	2.9	
Totals		0	246	28-61	.459	12-44	.273	7-10	.700	2	16	18	0.7	21	12	11	0	5	75	2.9

Games played: 26  
 Minutes/game: 9.5  
 Points/game: 2.9  
 FG Pct: 45.9  
 3FG Pct: 27.3  
 FT Pct: 70.0

Rebounds/game: 0.7  
 Assists/game: 0.5  
 Turnovers/game: 0.4  
 Assist/turnover ratio: 1.1  
 Steals/game: 0.2

### Personal Bests

**Points:** 20 vs. Coppin State, 11/15/15  
**Rebounds:** 3, 2x, last vs. Western Illinois, 12/7/15  
**FGM:** 7 vs. Coppin State, 11/15/15  
**FGA:** 8 vs. Coppin State, 11/15/15  
**3-pt FG:** 3 vs. Dayton, 11/26/15  
**3-pt FGA:** 5 vs. Dayton, 11/26/15  
**FTM:** 5 vs. Coppin State, 11/15/15  
**FTA:** 6 vs. Coppin State, 11/15/15  
**Assists:** 2, 3x, last vs. Iowa State, 12/10/15  
**Steals:** 1, 6x, last vs. Northwestern, 1/31/16  
**Blocks:** ---  
**Minutes:** 23 vs. Gardner-Webb, 11/13/15

### CAREER STATISTICS

YEAR	G/GS	FG-A	PCT	3-PT	PCT	FT-A	PCT	RB	AVG	PF-FO	AS	TO	BK	ST	PTS	AVG
Fresh.	7/0	4-8	.500	4-6	.667	1-2	.500	0	0.0	1-0	4	1	0	1	13	1.9
RS-Fresh.	26/0	28-61	.459	12-44	.273	7-10	.700	18	0.7	21-0	12	11	0	5	75	2.9
TOTALS	33/0	32-69	.464	16-50	.320	8-12	.667	18	0.5	22-0	16	12	0	6	88	2.7



# IOWA HAWKEYE BASKETBALL

## UPDATED IOWA PLAYER BIO

### Andrew Fleming



2

**Fr., 6-5, 206, Guard**  
**Nashville, Tenn.**  
**Oak Hill Academy (Va.)**

- Played in 10 contests
- Tallied five points, six rebounds, and three assists in win over Coppin State
- Registered two points, two rebounds, and three assists in victory at Marquette
- Made only 3-point field goal attempt in win over #20 Wichita State
- Netted six points, bolstered by 4-of-4 shooting from the foul line, in victory over UMKC
- Scored five points and had two assists in win over Western Illinois
- Appeared in first Big Ten game of career in home win over Northwestern; registered one block
- Tallied one assist in home win over Penn State

#### Personal Bests

**Points:** 6 vs. UMKC, 12/5/15  
**Rebounds:** 6 vs. Coppin State, 11/15/15  
**FGM:** 2, 2x, last vs. Western Illinois, 12/7/15  
**FGA:** 7 vs. Coppin State, 11/15/15  
**3-pt FG:** 1, 3x, last vs. Western Illinois, 12/7/15  
**3-pt FGA:** 5 vs. Coppin State, 11/15/15  
**FTM:** 4 vs. UMKC, 12/5/15  
**FTA:** 4, 2x, last vs. UMKC, 12/5/15  
**Assists:** 4 vs. Coppin State, 11/15/15  
**Steals:** - - -  
**Blocks:** 1 vs. Northwestern, 1/31/16  
**Minutes:** 22 vs. Coppin State, 11/15/15

### 2015-16 Game-by-Game

Opponent	Date	gs	min	Total		3-Pointers		Free throws		Rebounds				pf	a	t/o	blk	stl	pts	avg
				fg-fga	pct	3fg-fga	pct	ft-fa	pct	off	def	tot	avg							
GARDNER-WEBB	11/13/15	4	0-1	.000	0-0	.000	0-0	1-2	.500	0	1	1	1.0	1	0	1	0	0	1	1.0
COPPIN STATE	11/15/15	22	2-7	.286	1-5	.200	0-4	.000	1	5	6	3.5	1	4	3	0	0	0	5	3.0
at Marquette	11/19/15	8	1-2	.500	0-1	.000	0-0	.000	1	1	2	3.0	1	3	2	0	0	2	2.7	
vs DAYTON	11/26/15	1	0-0	.000	0-0	.000	0-0	.000	0	0	0	2.3	1	0	0	0	0	0	2.0	
vs NOTRE DAME	11/27/15	5	1-1	1.000	1-1	1.000	0-0	.000	0	0	0	1.8	0	0	0	0	0	3	2.2	
UMKC	12/05/15	10	1-3	.333	0-2	.000	4-4	1.000	0	0	0	1.5	1	1	0	0	0	6	2.8	
WESTERN ILLINOIS	12/07/15	14	2-5	.400	1-2	.500	0-0	.000	0	0	0	1.3	0	2	0	0	0	5	3.1	
TENNESSEE TECH	12/22/15	7	0-0	.000	0-0	.000	0-0	.000	0	0	0	1.1	1	0	2	0	0	0	2.8	
NORTHWESTERN	01/31/16	4	0-1	.000	0-1	.000	0-0	.000	0	0	0	1.0	0	0	0	1	0	0	2.4	
PENN STATE	02/03/16	4	0-1	.000	0-0	.000	0-0	.000	0	0	0	0.9	0	1	1	0	0	0	2.2	
Totals		0	79	7-21	.333	3-12	.250	5-10	.500	2	7	9	0.9	6	11	9	1	0	22	2.2

Games played: 10  
 Minutes/game: 7.9  
 Points/game: 2.2  
 FG Pct: 33.3  
 3FG Pct: 25.0  
 FT Pct: 50.0

Rebounds/game: 0.9  
 Assists/game: 1.1  
 Turnovers/game: 0.9  
 Assist/turnover ratio: 1.2  
 Blocks/game: 0.1

#### CAREER STATISTICS

YEAR	G/GS	FG-A	PCT	3-PT	PCT	FT-A	PCT	RB	AVG	PF-FO	AS	TO	BK	ST	PTS	AVG
Fresh.	10/0	7-21	.333	3-12	.250	5-10	.500	9	0.9	6-0	11	9	1	0	22	2.2
TOTALS	10/0	7-21	.333	3-12	.250	5-10	.500	9	0.9	6-0	11	9	1	0	22	2.2





# IOWA HAWKEYE BASKETBALL

## UPDATED IOWA PLAYER BIO

### Mike Gesell



# 10

**Sr., 6-2, 190, Guard**  
**South Sioux City, Neb.**  
**South Sioux City HS**

#### 2015-16 HONORS

All-Big Ten honorable mention by media  
Academic All-America second team  
Big Ten Player of the Week (Jan. 4)  
College Sports Madness' National/Big Ten POTW (Jan. 4)

- 39th on Iowa's all-time scoring list with 1,062 points
- Holds the Iowa single-season assists record, dishing out 194 assists this season
- 2015 third team Academic All-America honoree
- 2014 and 2015 Academic All-Big Ten selection
- Believed to be the first Hawkeye to ever record 10+ assists in five games in a single-season
- Became the 45th Hawkeye in program history and second this season to amass 1,000 career points after scoring 17 points against Indiana (Feb. 11)
- Gesell (1,062 points, 546 assists, 159 steals) is the third Hawkeye to total 1,000 points, 500 assists, and 150 steals in a career (Dean Oliver, Jeff Horner)
- Earned college degree in three years
- Scored in double figures 10 times this season
- Led team in steals 11 times and assists 21 times this season
- Ranks 17th nationally in assists (6.3) and is 14th in assist-to-turnover ratio (3.3)
- Ranks third in the Big Ten in assists (6.3), tied for fifth in steals (1.4), and second in assist/turnover ratio (3.3)
- Ranks fourth in Iowa career assists and third among active Big Ten players (546)
- Dished out 21 assists (7.0 apg) in three games at the Advocate Invitational
- Credited with a personal-best 12 assists to go along with five points, and four boards in win over Coppin State; the 12 assists tie for the fifth most in a single-game in school history
- Registered 11 points, four assists, and a game-best four steals in victory at Marquette
- Posted back-to-back 14-point, 9-assist games vs. ranked opponents (#17 Notre Dame/#20 Wichita St)
- Netted double figures for the third straight game in overtime victory over Florida State (10 points)
- Dished out a team-best eight assists to go along with nine points at #2 Iowa State
- Tallied a team-best 17 points, including slamming home a key basket with 30 seconds left, while also dishing out a team-best four assists in win over Drake
- Credited with a game-high 10 assists to go along with two steals, four rebounds and two points in win over Tennessee Tech

### 2015-16 Game-by-Game

				Total		3-Pointers		Free throws		Rebounds											
Opponent	Date	gs	min	fg-fga	pct	3fg-fga	pct	ft-fa	pct	off	def	tot	avg	pf	a	t/o	blk	stl	pts	avg	
GARDNER-WEBB	11/13/15	*	28	1-3	.333	0-1	.000	0-0	.000	0	4	4	4.0	2	9	3	0	3	2	2.0	
COPPIN STATE	11/15/15	*	19	1-3	.333	1-2	.500	2-2	1.000	1	3	4	4.0	2	12	2	0	2	5	3.5	
at Marquette	11/19/15	*	28	5-11	.455	1-1	1.000	0-0	.000	0	3	3	3.7	1	4	0	0	4	11	6.0	
vs DAYTON	11/26/15	*	15	2-4	.500	1-1	1.000	2-3	.667	0	0	0	2.8	4	3	2	0	0	7	6.3	
vs NOTRE DAME	11/27/15	*	37	5-15	.333	0-3	.000	4-6	.667	2	1	3	2.8	1	9	1	0	1	14	7.8	
vs WICHITA STATE	11/29/15	*	37	4-7	.571	1-2	.500	5-6	.833	0	5	5	3.2	1	9	3	0	0	14	8.8	
FLORIDA STATE	12/02/15	*	40	4-8	.500	1-2	.500	1-2	.500	0	4	4	3.3	3	3	4	0	1	10	9.0	
UMKC	12/05/15	*	23	1-4	.250	0-1	.000	0-1	.000	0	3	3	3.3	3	6	1	0	3	2	8.1	
WESTERN ILLINOIS	12/07/15	*	22	1-3	.333	0-0	.000	0-1	.000	1	3	4	3.3	1	7	4	1	1	2	7.4	
at Iowa State	12/10/15	*	35	3-10	.300	1-2	.500	2-2	1.000	0	2	2	3.2	2	8	5	0	0	9	7.6	
vs Drake	12/19/15	*	34	7-8	.875	2-2	1.000	1-2	.500	0	3	3	3.2	0	4	0	1	0	17	8.5	
TENNESSEE TECH	12/22/15	*	27	1-3	.333	0-0	.000	0-0	.000	0	4	4	3.3	2	10	2	1	2	2	7.9	
MICHIGAN STATE	12/29/15	*	33	7-10	.700	0-0	.000	11-13	.846	0	3	3	3.2	3	3	1	0	2	25	9.2	
at Purdue	01/02/16	*	33	2-5	.400	1-2	.500	2-4	.500	1	6	7	3.5	4	7	1	1	1	7	9.1	
NEBRASKA	01/05/16	*	35	5-7	.714	1-1	1.000	11-13	.846	1	3	4	3.5	2	10	3	0	0	22	9.9	
at Michigan State	01/14/16	*	20	4-10	.400	0-1	.000	0-1	.000	0	3	3	3.5	2	6	1	0	0	8	9.8	
MICHIGAN	01/17/16	*	33	1-4	.250	0-2	.000	2-2	1.000	2	3	5	3.6	1	7	0	1	2	4	9.5	
at RUTGERS	01/21/16	*	33	0-5	.000	0-1	.000	0-1	.000	0	3	3	3.6	1	9	3	0	1	0	8.9	
PURDUE	01/24/16	*	32	1-7	.143	1-2	.500	3-7	.429	0	5	5	3.6	2	5	5	0	1	6	8.8	
at Maryland	01/28/16	*	33	6-10	.600	0-2	.000	0-1	.000	0	3	3	3.6	3	1	4	0	1	12	9.0	
NORTHWESTERN	01/31/16	*	25	1-6	.167	0-1	.000	2-2	1.000	1	3	4	3.6	1	4	2	0	1	4	8.7	
PENN STATE	02/03/16	*	25	0-5	.000	0-1	.000	2-2	1.000	0	2	2	3.5	0	2	1	0	2	2	8.4	
at Illinois	02/07/16	*	31	3-6	.500	0-0	.000	2-2	1.000	0	1	1	3.4	2	1	1	0	1	8	8.4	
at Indiana	02/11/16	*	32	6-9	.667	1-1	1.000	4-6	.667	2	1	3	3.4	3	6	2	0	1	17	8.8	
MINNESOTA	02/14/16	*	32	1-8	.125	1-2	.500	2-2	1.000	0	2	2	3.4	2	12	0	0	0	5	8.6	
at Penn State	02/17/16	*	30	2-8	.250	1-3	.333	1-2	.500	2	1	3	3.3	4	4	0	0	2	6	8.5	
WISCONSIN	02/24/16	*	33	2-9	.222	0-1	.000	0-0	.000	0	3	3	3.3	0	3	1	0	4	4	8.3	
at Ohio State	02/28/16	*	33	5-11	.455	0-0	.000	6-6	1.000	1	1	2	3.3	2	5	1	0	2	16	8.6	
INDIANA	03/01/16	*	21	3-5	.600	1-1	1.000	0-0	.000	0	1	1	3.2	5	6	2	0	0	7	8.6	
at Michigan	03/05/16	*	33	3-7	.429	0-2	.000	0-0	.000	0	3	3	3.2	2	11	1	0	2	6	8.5	
vs Illinois	03/10/16	*	35	1-5	.200	1-2	.500	0-0	.000	1	3	4	3.2	1	8	3	0	3	3	8.3	
Totals			31	927	88-216	.407	16-42	.381	65-89	.730	15	85	100	3.2	62	194	59	5	43	257	8.3

Games played: 31  
Minutes/game: 29.9  
Points/game: 8.3  
FG Pct: 40.7  
3FG Pct: 38.1  
FT Pct: 73.0

Rebounds/game: 3.2  
Assists/game: 6.3  
Turnovers/game: 1.9  
Assist/turnover ratio: 3.3  
Steals/game: 1.4  
Blocks/game: 0.2

- Scored a career-high 25 points in victory over #1 Michigan State, shooting 7-of-10 from the floor, while converting a career-high 11-of-13 from the free throw line
- Dished out a game-high seven assists in addition to recording seven points and grabbing seven rebounds in road win over #14 Purdue
- Notched first career double-double (22 points & 10 assists), connecting on 11-of-13 free throws in win over Nebraska
- Posted a game-high six assists and added eight points in road victory over #4 Michigan State
- Scored four points and led team in assists (7) and steals (2) in home win over Michigan
- Dished out a team-high nine assists and recorded one steal in win over Rutgers
- Grabbed five boards and posted five assists while scoring six points in home victory over #22 Purdue
- Tallied 12 points at #7 Maryland
- Led the team with four assists vs. Northwestern
- Scored eight points and recorded one assist, rebound, and steal at Illinois
- Netted 17 points -- his highest point total since netting 22 vs. Nebraska on Jan. 5 -- and led the team with six assists at #22 Indiana
- Matched a personal best in assists (12) while recording zero turnovers and five points against Minnesota

- Scored six points and led the team with four assists and two steals in loss at Penn State
- Matched a season best with four steals, while scoring four points and posting three assists vs. Wisconsin
- Tallied a team-high 16 points and five assists in addition to recording two steals against Ohio State
- Dished out a game-high six assists and scored seven points in home loss to #11 Indiana
- Recorded a game-high 11 assists and scored six points in win at Michigan
- Led the team in assists (8) and steals (3) in loss to Illinois at the Big Ten Tournament

#### Personal Bests

**Points:** 25 vs. Michigan State, 12/29/15  
**Rebounds:** 7 vs. Purdue, 1/2/16  
**FGM:** 7, 5x, last vs. Michigan State, 12/29/15  
**FGA:** 15, 3x, last vs. Notre Dame, 11/27/15  
**3-pt FG:** 4, 2x, last at Penn State, 2/15/14  
**3-pt FGA:** 6, 3x, last vs. Penn, 11/22/13  
**FTM:** 11, 2x, last vs. Nebraska, 1/5/16  
**FTA:** 13, 2x, last vs. Nebraska, 1/5/16  
**Assists:** 12, 2x, last vs. Minnesota, 2/14/16  
**Steals:** 5 at Penn State, 2/28/15  
**Blocks:** 1, 24x, last vs. Purdue, 1/2/16  
**Minutes:** 42 at Wisconsin, 2/6/13

#### CAREER STATISTICS

YEAR	G/GS	FG-A	PCT	3-PT	PCT	FT-A	PCT	RB	AVG	PF-FO	AS	TO	BK	ST	PTS	AVG
Fresh.	34/30	106-263	.403	33-104	.317	50-63	.794	88	2.6	63-0	89	59	10	40	295	8.7
Soph.	33/33	90-240	.375	29-92	.315	49-73	.671	67	2.0	64-1	128	42	4	43	258	7.8
Junior	34/34	97-238	.408	16-60	.267	42-61	.689	66	1.9	58-1	135	61	5	33	252	7.4
Senior	31/31	88-216	.407	16-42	.381	65-89	.730	100	3.2	62-1	194	59	5	43	257	8.3
TOTALS	132/128	381-957	.398	94-298	.315	206-286	.720	321	2.4	247-3	546	221	24	159	1,062	8.0







# IOWA HAWKEYE BASKETBALL

## UPDATED IOWA PLAYER BIO

### Peter Jok



14

**Jr., 6-6, 205, Guard**  
West Des Moines, Iowa  
Valley HS

#### 2015-16 HONORS

Associated Press/CBS Sports second team All-Big Ten  
Second team All-Big Ten by media and coaches  
USBWA All-District VI Team  
Big Ten Player of the Week (Jan. 18)

- Has made 26 free throws in a row and is 33-of-35 (.943) from the charity stripe over the last six games; the Iowa single-season record for consecutive free throws made is 34 set by Chris Street (1993)
- Iowa is 10-4 this season when Jok makes at least three 3-pointers in a game
- Iowa's leading scorer in 11 games this year; averaged 17.3 points during league games
- Ranks second on the team in scoring (16.2 ppg) and first in FT accuracy (.863) and 3-pointers made (75)
- Doubled his 3-point production this year (75) compared to last (36)
- Averaging 9.2 more points per game this season compared to his sophomore campaign; most points per game improvement in the Big Ten
- Tallied 20+ points 11 times this season, including a career-high 29 at Rutgers (Jan. 21) and against Illinois (March 10); Iowa is 8-3 when he scores 20 or more points
- One of four Hawkeyes since 2005-06 to average 2+ 3-pointers and 1+ steal in a year (Horner, Haluska, Gatens)
- Seventh in the Big Ten in 3-pointers (2.5) and steals (1.3)
- Made multiple triples 23 times, including 15 of the last 17 games; has hit 4+ triples nine times this year
- Registered double figures in scoring 24 times this season, including 15 of the last 16 games
- Led the team in steals in nine games this season
- Scored eight points before leaving game due to an ankle injury in win over Gardner-Webb
- Did not play against Coppin State due to injury
- Tallied a game-high 20 points, bolstered by 4-of-6 shooting from 3-point range, in victory at Marquette
- Posted two 12-point, 6-rebound games at the Advocate Invitational (Dayton and Wichita State)
- Collected a career-high four steals and poured in 24 points, including sinking a go-ahead 3-pointer with 26 seconds left in overtime, to best Florida State
- Scored 16 of his 18 points in the second half to go along with a team-best two steals at #2 Iowa State
- Poured in 21 points, bolstered by sinking a career-high five 3-pointers, in win over Tennessee Tech

### 2015-16 Game-by-Game

Opponent	Date	gs	min	Total		3-Pointers		Free throws		Rebounds				pf	a	t/o	blk	stl	pts	avg	
				fg-fga	pct	3fg-fga	pct	ft-fa	pct	off	def	tot	avg								
GARDNER-WEBB	11/13/15	*	10	2-5	.400	2-3	.667	2-2	1.000	1	0	1	1.0	2	0	0	0	1	8	8.0	
at Marquette	11/19/15	*	18	7-12	.583	4-6	.667	2-2	1.000	0	3	3	2.0	3	3	2	0	1	20	14.0	
vs DAYTON	11/26/15	*	27	5-12	.417	1-6	.167	1-3	.333	2	4	6	3.3	1	2	3	0	1	12	13.3	
vs NOTRE DAME	11/27/15	*	33	3-15	.200	2-9	.222	0-0	.000	1	3	4	3.5	2	3	1	0	0	8	12.0	
vs WICHITA STATE	11/29/15	*	19	3-9	.333	0-4	.000	6-6	1.000	2	4	6	4.0	3	0	1	0	0	12	12.0	
FLORIDA STATE	12/02/15	*	34	8-20	.400	3-9	.333	5-6	.833	0	2	2	3.7	3	2	2	0	4	24	14.0	
UMKC	12/05/15	*	15	3-8	.375	2-4	.500	2-2	1.000	0	0	0	3.1	2	0	0	0	1	10	13.4	
WESTERN ILLINOIS	12/07/15	*	15	4-7	.571	1-3	.333	0-0	.000	0	3	3	3.1	3	1	2	0	2	9	12.9	
at Iowa State	12/10/15	*	29	7-12	.583	4-7	.571	0-0	.000	0	4	4	3.2	2	2	2	0	2	18	13.4	
vs Drake	12/19/15	*	23	2-10	.200	0-4	.000	0-0	.000	0	2	2	3.1	2	2	0	0	0	4	12.5	
TENNESSEE TECH	12/22/15	*	21	7-16	.438	5-10	.500	2-2	1.000	1	0	1	2.9	1	2	0	0	1	21	13.3	
MICHIGAN STATE	12/29/15	*	29	5-12	.417	3-5	.600	6-8	.750	2	1	3	2.9	4	4	1	0	3	19	13.8	
at Purdue	01/02/16	*	32	5-13	.385	0-6	.000	1-2	.500	3	6	9	3.4	3	2	0	0	2	11	13.5	
NEBRASKA	01/05/16	*	31	3-12	.250	2-6	.333	0-0	.000	0	1	1	3.2	2	1	1	0	1	8	13.1	
at Michigan State	01/14/16	*	31	8-13	.615	3-5	.600	4-4	1.000	1	2	3	3.2	1	1	0	0	2	23	13.8	
MICHIGAN	01/17/16	*	28	6-11	.545	4-6	.667	0-0	.000	0	4	4	3.3	3	2	1	0	1	16	13.9	
at RUTGERS	01/21/16	*	35	10-19	.526	5-9	.556	4-5	.800	1	4	5	3.4	2	1	1	0	3	29	14.8	
PURDUE	01/24/16	*	30	6-12	.500	1-4	.250	0-1	.000	0	1	1	3.2	4	0	2	1	3	13	14.7	
at Maryland	01/28/16	*	31	5-12	.417	2-6	.333	2-2	1.000	1	2	3	3.2	4	1	1	0	0	14	14.7	
NORTHWESTERN	01/31/16	*	22	6-10	.600	4-7	.571	10-12	.833	0	5	5	3.3	1	1	0	0	1	26	15.3	
PENN STATE	02/03/16	*	27	5-9	.556	2-4	.500	0-0	.000	1	1	2	3.2	1	3	2	0	0	12	15.1	
at Illinois	02/07/16	*	31	7-18	.389	3-7	.429	6-6	1.000	2	3	5	3.3	1	2	2	0	2	23	15.5	
at Indiana	02/11/16	*	30	4-7	.571	2-3	.667	2-4	.500	2	2	4	3.3	3	0	3	0	2	12	15.3	
MINNESOTA	02/14/16	*	34	8-14	.571	4-8	.500	7-8	.875	0	1	1	3.3	2	1	2	0	2	27	15.8	
at Penn State	02/17/16	*	36	7-15	.467	4-11	.364	10-11	.909	0	4	4	3.3	1	1	2	0	1	28	16.3	
WISCONSIN	02/24/16	*	29	5-13	.385	3-5	.600	8-8	1.000	1	5	6	3.4	2	0	3	0	3	21	16.5	
at Ohio State	02/28/16	*	23	4-13	.308	1-5	.200	3-3	1.000	1	0	1	3.3	4	2	3	0	0	12	16.3	
INDIANA	03/01/16	*	32	3-11	.273	2-4	.500	0-0	.000	0	2	2	3.3	2	0	1	0	1	8	16.0	
at Michigan	03/05/16	*	33	4-14	.286	2-10	.200	0-0	.000	1	3	4	3.3	2	4	4	0	0	10	15.8	
vs Illinois	03/10/16	*	27	10-16	.625	4-6	.667	5-5	1.000	2	2	4	3.3	5	3	3	0	0	29	16.2	
Totals			30	815	162-370	.438	75-182	.412	88-102	.863	25	74	99	3.3	71	46	45	1	40	487	16.2

Games played: 30  
Minutes/game: 27.2  
Points/game: 16.2  
FG Pct: 43.8  
3FG Pct: 41.2  
FT Pct: 86.3

Rebounds/game: 3.3  
Assists/game: 1.5  
Turnovers/game: 1.5  
Assist/turnover ratio: 1.0  
Steals/game: 1.3  
Blocks/game: 0.0

- Scored 19 points in victory over #1 Michigan State, adding three steals and matching a career high in assists with four
- Tallied 11 points, while leading the team with a game and career-high nine rebounds in road win over #14 Purdue
- Scored a game-high 23 points and posted two steals in road win over #4 Michigan State
- Connected on 4-of-6 triples, scoring 14 of his 16 points in the second half in a home victory against Michigan
- Led team with a career-high 29 points, while shooting 5-of-9 from behind the arc in road win at Rutgers; the 29 points ties for the seventh most by a Hawkeye during the Fran McCaffery era
- Scored 13 points while posting a team-high three steals in win over #22 Purdue
- Led team with 14 points at #7 Maryland
- Led team with 26 points while making a career-best 10-of-12 free throws and going 4-of-7 from distance; scored 22 of Iowa's first 25 second-half points
- Led all scorers with 23 points (7-18 FG, 3-7 3-FG, 6-6 FT) and grabbed five rebounds in win at Illinois
- Scored a game-high 27 points, bolstered by four 3-pointers, in win over Minnesota
- Logged career-high 36 minutes in loss at Penn State, going 10-of-11 from the free throw line on way to scoring game-high 28 points

- Led all scorers with 21 points, while grabbing six boards and recording three steals in home loss to Wisconsin; went 8-of-8 from the free throw line
- Tallied 12 points in loss at Ohio State
- Scored eight points in home loss to #11 Indiana
- Had 10 points and matched a career high in assists with four at Michigan
- Matched a career high in points scored with 29 (10-16 FG, 4-6 3-FG) in loss to Illinois at the Big Ten Tournament; fouled out with 4:02 to play

#### Personal Bests

**Points:** 29, 2x, last vs. Illinois, 3/10/16  
**Rebounds:** 9, 2x, last vs. Purdue, 1/2/16  
**FGM:** 10, 2x, last vs. Illinois, 3/10/16  
**FGA:** 20 vs. Florida State, 12/2/15  
**3-pt FG:** 5, 2x, last vs. Rutgers, 1/21/16  
**3-pt FGA:** 11 vs. Penn State, 2/17/16  
**FTM:** 10, 2x, last vs. Penn State, 2/17/16  
**FTA:** 12 vs. Northwestern, 1/31/16  
**Assists:** 4, 5x, last vs. Michigan, 3/5/16  
**Steals:** 4 vs. Florida State, 12/2/15  
**Blocks:** 1, 8x, last vs. Purdue, 1/24/16  
**Minutes:** 36 vs. Penn State, 2/17/16

#### CAREER STATISTICS

YEAR	G/GS	FG-A	PCT	3-PT	PCT	FT-A	PCT	RB	AVG	PF-FO	AS	TO	BK	ST	PTS	AVG
Fresh.	27/0	38-95	.400	16-46	.348	27-34	.794	25	0.9	18-0	19	13	3	9	119	4.4
Soph.	34/21	83-232	.358	36-105	.343	37-41	.902	88	2.6	63-1	44	43	4	19	239	7.0
Junior	30/30	162-370	.438	75-182	.412	88-102	.863	99	3.3	71-1	46	45	1	40	487	16.2
TOTALS	91/51	283-697	.406	127-333	.381	152-177	.859	212	2.3	152-2	109	101	8	68	845	9.3





# IOWA HAWKEYE BASKETBALL

## UPDATED IOWA PLAYER BIO

### Dale Jones



1

**Jr., 6-7, 220, Forward**  
**Waterloo, Iowa**  
**Waterloo West HS**  
**Tyler JC (Texas)**

- Suffered a knee injury on Dec. 1 in practice and will miss the remainder of the season
- Shot at a 45 percent clip from 3-point range (9-of-20)
- Averaged eight points, making 6-of-14 from 3-point range, in Iowa's first three games
- Tallied a personal-best 16 points (6-9 FG, 4-6 3-pt FG), and had seven rebounds and two assists in win over Coppin State
- Registered five points and four rebounds in victory at Marquette
- Scored a combined nine points (three triples) in the three games played at the Advocare Invitational

#### Personal Bests

**Points:** 16 vs. Coppin State, 11/15/15  
**Rebounds:** 7 vs. Coppin State, 11/15/15  
**FGM:** 6 vs. Coppin State, 11/15/15  
**FGA:** 9 vs. Coppin State, 11/15/15  
**3-pt FG:** 4 vs. Coppin State, 11/15/15  
**3-pt FGA:** 6 vs. Coppin State, 11/15/15  
**FTM:** ---  
**FTA:** ---  
**Assists:** 2 vs. Coppin State, 11/15/15  
**Steals:** 1 vs. Dayton, 11/26/15  
**Blocks:** 1, 2x, last vs. Dayton, 11/26/15  
**Minutes:** 22 vs. Coppin State, 11/15/15

### 2015-16 Game-by-Game

Opponent	Date	gs	min	Total		3-Pointers		Free throws		Rebounds				pf	a	t/o	blk	stl	pts	avg
				fg-fga	pct	3fg-fga	pct	ft-fa	pct	off	def	tot	avg							
GARDNER-WEBB	11/13/15	10	1-4	.250	1-4	.250	0-0	.000	0	4	4	4.0	3	0	0	0	0	0	3	3.0
COPPIN STATE	11/15/15	22	6-9	.667	4-6	.667	0-0	.000	1	6	7	5.5	1	2	2	1	0	0	16	9.5
at Marquette	11/19/15	16	2-7	.286	1-4	.250	0-0	.000	1	3	4	5.0	2	0	1	0	0	5	8.0	
vs DAYTON	11/26/15	15	2-6	.333	2-3	.667	0-0	.000	0	3	3	4.5	3	1	1	1	1	1	6	7.5
vs NOTRE DAME	11/27/15	8	0-2	.000	0-1	.000	0-0	.000	0	0	0	3.6	1	0	0	0	0	0	0	6.0
vs WICHITA STATE	11/29/15	7	1-2	.500	1-2	.500	0-0	.000	0	0	0	3.0	1	0	0	0	0	3	5.5	
Totals		0	78	12-30	.400	9-20	.450	0-0	.000	2	16	18	3.0	11	3	4	2	1	33	5.5

Games played: 6  
 Minutes/game: 13.0  
 Points/game: 5.5  
 FG Pct: 40.0  
 3FG Pct: 45.0

Rebounds/game: 3.0  
 Assists/game: 0.5  
 Turnovers/game: 0.7  
 Assist/turnover ratio: 0.8  
 Steals/game: 0.2  
 Blocks/game: 0.3

#### CAREER STATISTICS

YEAR	G/GS	FG-A	PCT	3-PT	PCT	FT-A	PCT	RB	AVG	PF-FO	AS	TO	BK	ST	PTS	AVG
Junior	6/0	12-30	.400	9-20	.450	0-0	.000	18	3.0	11-0	3	4	2	1	33	5.5
TOTALS	6/0	12-30	.400	9-20	.450	0-0	.000	18	3.0	11-0	3	4	2	1	33	5.5



# IOWA HAWKEYE BASKETBALL

## UPDATED IOWA PLAYER BIO

### Michael Soukup



3

**Jr., 6-4, 165, Guard**  
**Danville, Iowa**  
**Danville HS**  
**Southeastern CC**

- Non-scholarship athlete
- Identical twin, Steven, is a teammate
- Played in five games
- Had one rebound and an assist in four minutes of game action in win over Coppin State
- Made his only 3-point attempt and collected in an assist in victory over UMKC

#### Personal Bests

**Points:** 3 vs. UMKC, 12/5/15  
**Rebounds:** 1 vs. Coppin State, 11/15/15  
**FGM:** 1 vs. UMKC, 12/5/15  
**FGA:** 2 vs. Tennessee Tech, 12/22/15  
**3-pt FG:** 1 vs. UMKC, 12/5/15  
**3-pt FGA:** 1, 3x, last vs. Tennessee Tech, 12/22/15  
**FTM:** - - -  
**FTA:** 1 vs. Coppin State, 11/15/15  
**Assists:** 1, 2x, last vs. UMKC, 12/5/15  
**Steals:** - - -  
**Blocks:** - - -  
**Minutes:** 4, 2x, last vs. Western Illinois, 12/7/15

### 2015-16 Game-by-Game

Opponent	Date	gs	min	Total		3-Pointers		Free throws		Rebounds				pf	a	t/o	blk	stl	pts	avg
				fg-fga	pct	3fg-fga	pct	ft-fa	pct	off	def	tot	avg							
COPPIN STATE	11/15/15	4		0-0	.000	0-0	.000	0-1	.000	0	1	1	1.0	0	1	0	0	0	0	0.0
UMKC	12/05/15	2		1-1	1.000	1-1	1.000	0-0	.000	0	0	0	0.5	0	1	0	0	0	3	1.5
WESTERN ILLINOIS	12/07/15	4		0-1	.000	0-1	.000	0-0	.000	0	0	0	0.3	0	0	0	0	0	0	1.0
TENNESSEE TECH	12/22/15	3		0-2	.000	0-1	.000	0-0	.000	0	0	0	0.3	0	0	0	0	0	0	0.8
PENN STATE	02/03/16	1		0-0	.000	0-0	.000	0-0	.000	0	0	0	0.2	0	0	0	0	0	0	0.6
Totals		0	14	1-4	.250	1-3	.333	0-1	.000	0	1	1	0.2	0	2	0	0	0	3	0.6

Games played: 5  
 Minutes/game: 2.8  
 Points/game: 0.6  
 FG Pct: 25.0  
 3FG Pct: 33.3  
 FT Pct: 0.0

Rebounds/game: 0.2  
 Assists/game: 0.4  
 Assist/turnover ratio: 99.9

#### CAREER STATISTICS

YEAR	G/GS	FG-A	PCT	3-PT	PCT	FT-A	PCT	RB	AVG	PF-FO	AS	TO	BK	ST	PTS	AVG
Junior	5/0	1-4	.250	1-3	.333	0-1	.000	1	0.2	0-0	2	0	0	0	3	0.6
TOTALS	5/0	1-4	.250	1-3	.333	0-1	.000	1	0.2	0-0	2	0	0	0	3	0.6



# IOWA HAWKEYE BASKETBALL

## UPDATED IOWA PLAYER BIO

### Steven Soukup



13

**Jr., 6-4, 175, Guard**  
**Danville, Iowa**  
**Danville HS**  
**Southeastern CC**

- Non-scholarship athlete
- Identical twin, Michael, is a teammate
- Played in five games
- Had two rebounds and an assist in four minutes of game action in win over Coppin State
- Grabbed one rebound in victory over Western Illinois
- Recorded one rebound in first career Big Ten game against Penn State

#### Personal Bests

Points: ---  
Rebounds: 2 vs. Coppin State, 11/15/15  
FGM: ---  
FGA: 2 vs. Coppin State, 11/15/15  
3-pt FG: ---  
3-pt FGA: 1 vs. Western Illinois, 12/7/15  
FTM: ---  
FTA: ---  
Assists: 1 vs. Coppin State, 11/15/15  
Steals: ---  
Blocks: ---  
Minutes: 4, 2x, last vs. Western Illinois, 12/7/15

### 2015-16 Game-by-Game

Opponent	Date	gs	min	Total		3-Pointers		Free throws		Rebounds				pf	a	t/o	blk	stl	pts	avg
				fg-fga	pct	3fg-fga	pct	ft-fa	pct	off	def	tot	avg							
COPPIN STATE	11/15/15	4		0-2	.000	0-0	.000	0-0	.000	0	2	2	2.0	1	1	0	0	0	0	0.0
UMKC	12/05/15	2		0-0	.000	0-0	.000	0-0	.000	0	0	0	1.0	0	0	0	0	0	0	0.0
WESTERN ILLINOIS	12/07/15	4		0-1	.000	0-1	.000	0-0	.000	0	1	1	1.0	0	0	0	0	0	0	0.0
TENNESSEE TECH	12/22/15	2		0-1	.000	0-1	.000	0-0	.000	0	0	0	0.8	0	0	0	0	0	0	0.0
PENN STATE	02/03/16	1		0-0	.000	0-0	.000	0-0	.000	0	1	1	0.8	0	0	0	0	0	0	0.0
Totals		0	13	0-4	.000	0-2	.000	0-0	.000	0	4	4	0.8	1	1	0	0	0	0	0.0

Games played: 5  
Minutes/game: 2.6  
FG Pct: 0.0  
3FG Pct: 0.0

Rebounds/game: 0.8  
Assists/game: 0.2  
Assist/turnover ratio: 99.9

#### CAREER STATISTICS

YEAR	G/GS	FG-A	PCT	3-PT	PCT	FT-A	PCT	RB	AVG	PF-FO	AS	TO	BK	ST	PTS	AVG
Junior	5/0	0-4	.000	0-2	.000	0-0	.000	4	0.8	1-0	1	0	0	0	0	0.0
TOTALS	5/0	0-4	.000	0-2	.000	0-0	.000	4	0.8	1-0	1	0	0	0	0	0.0



# IOWA HAWKEYE BASKETBALL

## UPDATED IOWA PLAYER BIO

### Dom Uhl



25

**So., 6-9, 215, Forward**  
**Frankfurt, Germany**  
**Point Pleasant Beach (NJ)**

- Shooting at a 42 percent clip (65-of-155) from the field and 46 percent from 3-point range (25-of-54)
- Shot 50 percent (15-of-30) from behind the arc during conference play
- Led team in rebounding four times this year
- Scored in double figures seven times this season
- Started first career game in win over Coppin State, pouring in a career-high 18 points (7-10 FG, 3-5 3-pt FG, 1-2 FT), and grabbing five rebounds
- Had six points, six rebounds, and career highs in assists (3) and blocks (2) in win season opening over Gardner-Webb
- Scored in double figures for the second straight game, netting 10 points (4-4 FG, 2-2 3-pt FG) in win at Marquette
- Registered six points and five rebounds in overtime win over Florida State
- Posted first career double-double, pulling down a personal-best 10 rebounds and scoring 14 points in victory over UMKC
- Tallied 15 points and blocked a game and career-high three shots in win over Western Illinois
- Grabbed six rebounds and scored two points off the bench at #2 Iowa State
- Had seven points and grabbed a game-best eight rebounds while playing a career-high 28 minutes in victory over Drake
- Led team in rebounding, snagging seven rebounds, while also scoring four points in win over Tennessee Tech
- Scored seven points and recorded three rebounds in 21 minutes of action off the bench in win over #1 Michigan State
- Recorded six critical points, shooting 2-of-3 from behind the arc in road victory over #14 Purdue
- Led the team with eight rebounds, while tallying 10 points on 2-of-3 shooting from beyond the arc in win over Nebraska
- Tallied 10 points and grabbed five rebounds off the bench in victory at #4 Michigan State

### 2015-16 Game-by-Game

Opponent	Date	gs	min	Total		3-Pointers		Free throws		Rebounds				pf	a	t/o	blk	stl	pts	avg
				fg-fga	pct	3fg-fga	pct	ft-fa	pct	off	def	tot	avg							
GARDNER-WEBB	11/13/15	19	3-6	.500	0-2	.000	0-1	.000	1	5	6	6.0	2	3	2	2	0	6	6.0	
COPPIN STATE	11/15/15	23	7-10	.700	3-5	.600	1-2	.500	0	5	5	5.5	0	1	0	0	0	18	12.0	
at Marquette	11/19/15	16	4-4	1.000	2-2	1.000	0-1	.000	0	1	1	4.0	2	2	1	0	3	10	11.3	
vs DAYTON	11/26/15	14	1-4	.250	0-0	.000	2-2	1.000	0	1	1	3.3	1	1	0	1	0	4	9.5	
vs NOTRE DAME	11/27/15	9	0-0	.000	0-0	.000	0-0	.000	0	1	1	2.8	0	0	1	0	0	0	7.6	
vs WICHITA STATE	11/29/15	9	0-0	.000	0-0	.000	0-0	.000	0	0	0	2.3	3	1	1	0	0	0	6.3	
FLORIDA STATE	12/02/15	19	2-4	.500	0-1	.000	2-2	1.000	2	3	5	2.7	0	0	0	0	0	6	6.3	
UMKC	12/05/15	22	6-10	.600	1-2	.500	1-2	.500	2	8	10	3.6	1	3	1	1	0	14	7.3	
WESTERN ILLINOIS	12/07/15	19	4-8	.500	2-4	.500	5-6	.833	1	3	4	3.7	1	0	0	3	1	15	8.1	
at Iowa State	12/10/15	17	0-3	.000	0-2	.000	2-2	1.000	3	3	6	3.9	4	0	1	0	0	2	7.5	
vs Drake	12/19/15	28	2-8	.250	1-2	.500	2-2	1.000	2	6	8	4.3	1	2	0	0	1	7	7.5	
TENNESSEE TECH	12/22/15	17	2-9	.222	0-2	.000	0-0	.000	4	3	7	4.5	0	1	2	0	0	4	7.2	
MICHIGAN STATE	12/29/15	21	2-5	.400	1-1	1.000	2-2	1.000	1	2	3	4.4	0	1	0	1	1	7	7.2	
at Purdue	01/02/16	15	2-5	.400	2-3	.667	0-0	.000	0	0	0	4.1	1	0	0	1	0	6	7.1	
NEBRASKA	01/05/16	24	3-6	.500	2-3	.667	2-4	.500	3	5	8	4.3	2	0	1	1	1	10	7.3	
at Michigan State	01/14/16	17	4-5	.800	2-2	1.000	0-0	.000	3	2	5	4.4	3	1	1	0	0	10	7.4	
MICHIGAN	01/17/16	20	4-6	.667	2-2	1.000	0-0	.000	1	1	2	4.2	0	0	0	0	1	10	7.6	
at RUTGERS	01/21/16	14	1-5	.200	0-3	.000	1-2	.500	1	2	3	4.2	1	1	2	0	0	3	7.3	
PURDUE	01/24/16	21	3-7	.429	2-3	.667	0-0	.000	1	4	5	4.2	2	2	1	0	0	8	7.4	
at Maryland	01/28/16	23	4-8	.500	1-4	.250	0-0	.000	1	1	2	4.1	2	0	2	0	1	9	7.5	
NORTHWESTERN	01/31/16	24	1-5	.200	0-1	.000	6-10	.600	1	0	1	4.0	1	2	2	0	1	8	7.5	
PENN STATE	02/03/16	20	3-8	.375	1-2	.500	1-4	.250	3	3	6	4.0	2	0	1	0	1	8	7.5	
at Illinois	02/07/16	15	1-4	.250	1-2	.500	0-0	.000	0	2	2	4.0	1	0	0	0	0	3	7.3	
at Indiana	02/11/16	12	0-2	.000	0-0	.000	0-2	.000	1	1	2	3.9	1	0	0	0	0	0	7.0	
MINNESOTA	02/14/16	10	1-6	.167	0-0	.000	2-4	.500	0	2	2	3.8	2	0	0	1	0	4	6.9	
at Penn State	02/17/16	14	2-3	.667	0-0	.000	0-2	.000	1	3	4	3.8	2	0	1	0	0	4	6.8	
WISCONSIN	02/24/16	21	1-4	.250	0-1	.000	0-0	.000	2	1	3	3.8	2	2	3	0	0	2	6.6	
at Ohio State	02/28/16	17	1-2	.500	1-2	.500	3-5	.600	1	5	6	3.9	0	1	1	0	0	6	6.6	
INDIANA	03/01/16	14	0-3	.000	0-0	.000	2-2	1.000	1	2	3	3.8	1	0	0	0	0	2	6.4	
at Michigan	03/05/16	7	0-2	.000	0-1	.000	0-0	.000	0	0	0	3.7	0	0	0	0	0	0	6.2	
vs Illinois	03/10/16	17	1-3	.333	1-2	.500	0-0	.000	1	3	4	3.7	2	2	0	0	2	3	6.1	
Totals		1	538	65-155	.419	25-54	.463	34-57	.596	37	78	115	3.7	40	26	24	11	13	189	6.1

Games played: 31  
Minutes/game: 17.4  
Points/game: 6.1  
FG Pct: 41.9  
3FG Pct: 46.3  
FT Pct: 59.6

Rebounds/game: 3.7  
Assists/game: 0.8  
Turnovers/game: 0.8  
Assist/turnover ratio: 1.1  
Steals/game: 0.4  
Blocks/game: 0.4

- Scored 10 points on 4-of-6 shooting, including 2-of-2 from 3-point range in win over Michigan
- Went 2-of-3 from beyond the arc, tallying eight points while grabbing five boards in home win over #22 Purdue
- Had nine points and two boards at #7 Maryland
- Converted a career-best six free throws on a career-high 10 attempts against Northwestern; tallied eight points, two assists, one rebound, and a steal
- Tallied eight points and grabbed six boards in home win over Penn State
- Scored four points and grabbed two boards against Minnesota
- Netted four points, grabbed four rebounds, and blocked one shot in loss at Penn State
- Grabbed six rebounds and scored six points in loss at Ohio State
- Scored three points and recorded four rebounds and two steals in Big Ten Tournament loss to Illinois

#### Personal Bests

**Points:** 18 vs. Coppin State, 11/15/15  
**Rebounds:** 10 vs. UMKC, 12/5/15  
**FGM:** 7 vs. Coppin State, 11/15/15  
**FGA:** 10, 2x, last vs. UMKC, 12/5/15  
**3-pt FG:** 3 vs. Coppin State, 11/15/15  
**3-pt FGA:** 5, 2x, last vs. Coppin State, 11/15/15  
**FTM:** 6 vs. Northwestern, 1/31/16  
**FTA:** 10 vs. Northwestern, 1/31/16  
**Assists:** 3, 2x, last vs. UMKC, 12/5/15  
**Steals:** 3 vs. Marquette, 11/19/15  
**Blocks:** 3 vs. Western Illinois, 12/7/15  
**Minutes:** 28 vs. Drake, 12/19/15

#### CAREER STATISTICS

YEAR	G/GS	FG-A	PCT	3-PT	PCT	FT-A	PCT	RB	AVG	PF-FO	AS	TO	BK	ST	PTS	AVG
Fresh.	33/0	26-72	.361	5-27	.185	11-21	.524	61	1.8	25-0	14	23	7	8	68	2.1
Soph.	31/1	65-155	.419	25-54	.463	34-57	.596	115	3.7	40-0	26	24	11	13	189	6.1
TOTALS	64/1	91-227	.401	30-81	.370	45-78	.577	176	2.8	65-0	40	47	18	21	257	4.0



# IOWA HAWKEYE BASKETBALL

## UPDATED IOWA PLAYER BIO

### Okey Ukah



23

**Sr., 6-7, 218, Forward**  
**Iowa City, Iowa**  
**West HS**  
**Kirkwood CC**

- Non-scholarship athlete
- Played in seven games this season
- Netted a personal-best six points, making all three field goal attempts, and had a steal in win over Coppin State
- Had a block and one rebound in victory over UMKC
- Registered two points, one rebound, and one steal in win over Western Illinois

#### Personal Bests

**Points:** 6 vs. Coppin State, 11/15/15  
**Rebounds:** 3 vs. Rutgers, 2/19/15  
**FGM:** 3 vs. Coppin State, 11/15/15  
**FGA:** 3, 2x, last vs. Western Illinois, 12/7/15  
**3-pt FG:** ---  
**3-pt FGA:** ---  
**FTM:** 1 vs. Md. Eastern Shore, 11/14/13  
**FTA:** 2, 2x, last vs. Western Illinois, 12/7/15  
**Assists:** 1 vs. Rutgers, 2/19/15  
**Steals:** 1, 4x, last vs. Western Illinois, 12/7/15  
**Blocks:** 1 vs. Md. Eastern Shore, 11/14/13  
**Minutes:** 5, 4x, last vs. Western Illinois, 12/7/15

### 2015-16 Game-by-Game

Opponent	Date	gs	min	Total		3-Pointers		Free throws		Rebounds				pf	a	t/o	blk	stl	pts	avg
				fg-fga	pct	3fg-fga	pct	ft-fa	pct	off	def	tot	avg							
GARDNER-WEBB	11/13/15	0	0-0	.000	0-0	.000	0-0	.000	0-0	0	0	0	0.0	1	0	0	0	0	0	0.0
COPPIN STATE	11/15/15	4	3-3	1.000	0-0	.000	0-0	.000	0-0	0	0	0	0.0	2	0	0	0	1	6	3.0
at Marquette	11/19/15	2	0-0	.000	0-0	.000	0-0	.000	0-0	0	0	0	0.0	0	0	0	0	0	0	2.0
UMKC	12/05/15	4	0-1	.000	0-0	.000	0-0	.000	0-0	0	1	1	0.3	0	0	0	1	0	0	1.5
WESTERN ILLINOIS	12/07/15	5	1-3	.333	0-0	.000	0-0	.000	0-2	1	0	1	0.4	1	0	0	0	1	2	1.6
TENNESSEE TECH	12/22/15	3	0-0	.000	0-0	.000	0-0	.000	0-0	0	0	0	0.3	1	0	0	0	0	0	1.3
PENN STATE	02/03/16	2	0-0	.000	0-0	.000	0-0	.000	0-0	0	0	0	0.3	0	0	0	0	0	0	1.1
Totals		0	20	4-7	.571	0-0	.000	0-2	.000	1	1	2	0.3	5	0	0	1	2	8	1.1

Games played: 7  
 Minutes/game: 2.9  
 Points/game: 1.1  
 FG Pct: 57.1  
 FT Pct: 0.0

Rebounds/game: 0.3  
 Steals/game: 0.3  
 Blocks/game: 0.1

#### CAREER STATISTICS

YEAR	G/GS	FG-A	PCT	3-PT	PCT	FT-A	PCT	RB	AVG	PF-FO	AS	TO	BK	ST	PTS	AVG
Soph.	9/0	1-4	.250	0-0	.000	1-2	.500	6	0.7	0-0	0	1	1	0	3	0.3
Junior	10/0	1-2	.500	0-0	.000	0-0	.000	7	0.7	3-0	1	2	0	2	2	0.2
Senior	7/0	4-7	.571	0-0	.000	0-2	.000	2	0.3	5-0	0	0	1	2	8	1.1
TOTALS	26/0	6-13	.462	0-0	.000	1-4	.250	15	0.6	8-0	1	3	2	4	13	0.5





# IOWA HAWKEYE BASKETBALL

## UPDATED IOWA PLAYER BIO

### Jarrold Uthoff



20

**Sr., 6-9, 221, Forward**  
**Cedar Rapids, Iowa**  
**Jefferson HS**  
**Wisconsin**

- First Hawkeye since Andre Woolridge (1997) to be a unanimous first-team All-Big Ten honoree
- Ranks 19th on Iowa's all-time scoring list (1,259)
- Scored 20 or more points a team-best 15 times this season
- Seven career double-doubles, including three this year (at #4 Michigan State, at Illinois, vs. Minnesota)
- Became the third Hawkeye in program history to accumulate 1,000 points and 150 career blocks (Acie Earl, Greg Stokes)
- In his game at Michigan (March 5), became one of two Division I players to record 29+ points, 7+ rebounds, 4+ steals, 3+ blocks in a single game this season (Ben Simmons, LSU)
- One of three Hawkeyes to ever record 80+ blocks in a single season (Acie Earl and Erik Hansen)
- One of only two Big Ten players since 1996-97 with 150+ blocks and 125+ 3-pointers made in career (Minnesota's Michael Bauer '99-'04)
- Third player to record 20+ points, 15+ rebounds, and 5+ blocks in a Big Ten game in the last 20 seasons (24 pts, 15 reb, 6 blk vs. Minnesota)
- Only player from a Power 5 conference with 585+ points, 195+ rebounds, and 80+ blocks
- Reached double figures 64 times, including all but one game this season
- Blocked five shots in six games this season, including a career-high six against #1 Michigan State (Dec. 29) and Minnesota (Feb. 14)
- Second in the Big Ten in scoring (18.9), first in blocks (2.7), and tied for 11th in rebounding (6.4)
- Made at least two 3-pointers in 18 games; shooting .819 from the charity stripe (113-of-138)
- Ranks 11th nationally in blocked shots (2.7) and is 56th in scoring (18.9)
- Had a game-high 21 points, collected six rebounds, two blocks, and two steals vs. Gardner-Webb
- Had 13 points, denied three shots, and snagged a team-best seven boards in win over Coppin State
- Named to the five player Advocate Invitational All-Tournament Team after averaging 20 points, 5.7 rebounds, and 2.7 blocks in three games
- Tallied back-to-back 20-point scoring efforts against ranked opponents (Notre Dame and Wichita State)
- Rejected four shots, scored 15 points, and had eight boards in overtime win over Florida State
- Recorded 13 points, seven rebounds, and a game-high five blocks in victory over UMKC

### 2015-16 Game-by-Game

				Total		3-Pointers		Free throws		Rebounds											
Opponent	Date	gs	min	fg-fga	pct	3fg-fga	pct	ft-fga	pct	off	def	tot	avg	pf	a	t/o	blk	stl	pts	avg	
GARDNER-WEBB	11/13/15	*	26	6-12	.500	2-5	.400	7-7	1.000	3	3	6	6.0	3	0	2	2	2	21	21.0	
COPPIN STATE	11/15/15	*	18	6-10	.600	1-3	.333	0-0	.000	0	7	7	6.5	1	0	1	3	0	13	17.0	
at Marquette	11/19/15	*	25	6-11	.545	2-3	.667	1-2	.500	0	4	4	5.7	1	3	1	1	0	15	16.3	
vs DAYTON	11/26/15	*	31	6-15	.400	4-7	.571	2-3	.667	1	1	2	4.8	2	3	2	1	2	18	16.8	
vs NOTRE DAME	11/27/15	*	34	8-16	.500	2-5	.400	2-3	.667	2	6	8	5.4	1	0	0	2	1	20	17.4	
vs WICHITA STATE	11/29/15	*	37	9-15	.600	2-5	.400	2-2	1.000	1	6	7	5.7	1	1	1	5	2	22	18.2	
FLORIDA STATE	12/02/15	*	39	5-14	.357	1-4	.250	4-5	.800	3	5	8	6.0	1	3	0	4	0	15	17.7	
UMKC	12/05/15	*	21	5-12	.417	2-4	.500	1-2	.500	5	2	7	6.1	0	0	2	5	1	13	17.1	
WESTERN ILLINOIS	12/07/15	*	23	10-16	.625	4-5	.800	3-3	1.000	3	6	9	6.4	0	1	0	1	0	27	18.2	
at Iowa State	12/10/15	*	37	12-20	.600	5-8	.625	3-4	.750	3	6	9	6.7	3	1	1	4	1	32	19.6	
vs Drake	12/19/15	*	21	4-8	.500	0-2	.000	2-2	1.000	0	3	3	6.4	3	0	1	5	0	10	18.7	
TENNESSEE TECH	12/22/15	*	22	5-11	.455	1-5	.200	2-2	1.000	1	4	5	6.3	3	2	1	2	1	13	18.3	
MICHIGAN STATE	12/29/15	*	26	4-11	.364	1-3	.333	1-1	1.000	1	4	5	6.2	4	1	8	6	0	10	17.6	
at Purdue	01/02/16	*	38	7-16	.438	1-3	.333	10-14	.714	0	4	4	6.0	3	2	0	5	2	25	18.1	
NEBRASKA	01/05/16	*	36	9-16	.563	2-4	.500	5-6	.833	1	7	8	6.1	2	2	0	4	1	25	18.6	
at Michigan State	01/14/16	*	35	5-18	.278	3-8	.375	2-2	1.000	3	7	10	6.4	1	0	0	2	1	15	18.4	
MICHIGAN	01/17/16	*	28	9-20	.450	2-4	.500	3-3	1.000	1	3	4	6.2	3	1	0	1	1	23	18.6	
at RUTGERS	01/21/16	*	34	6-11	.545	4-6	.667	4-4	1.000	1	7	8	6.3	0	1	1	3	0	20	18.7	
PURDUE	01/24/16	*	34	7-13	.538	4-5	.800	4-4	1.000	0	3	3	6.2	2	3	0	1	0	22	18.9	
at Maryland	01/28/16	*	35	2-13	.154	0-3	.000	5-6	.833	2	8	10	6.4	2	2	1	0	0	9	18.4	
NORTHWESTERN	01/31/16	*	30	8-16	.500	2-5	.400	5-5	1.000	3	3	6	6.3	1	0	0	3	2	23	18.6	
PENN STATE	02/03/16	*	24	5-12	.417	1-3	.333	3-4	.750	0	3	3	6.2	1	0	0	5	0	14	18.4	
at Illinois	02/07/16	*	35	7-17	.412	1-4	.250	3-4	.750	4	8	12	6.4	1	2	0	2	0	18	18.4	
at Indiana	02/11/16	*	38	8-20	.400	2-7	.286	6-8	.750	2	3	5	6.4	0	1	0	1	1	24	18.6	
MINNESOTA	02/14/16	*	37	8-19	.421	1-7	.143	7-9	.778	2	13	15	6.7	3	0	3	6	0	24	18.8	
at Penn State	02/17/16	*	33	5-14	.357	2-7	.286	7-10	.700	0	2	2	6.5	1	0	4	1	1	19	18.8	
WISCONSIN	02/24/16	*	23	3-12	.250	2-9	.222	3-5	.600	2	3	5	6.5	4	0	1	1	0	11	18.6	
at Ohio State	02/28/16	*	34	5-14	.357	1-4	.250	5-6	.833	0	4	4	6.4	0	1	2	0	3	16	18.5	
INDIANA	03/01/16	*	38	5-17	.294	1-5	.200	7-8	.875	2	6	8	6.4	0	3	1	2	2	18	18.4	
at Michigan	03/05/16	*	38	11-19	.579	4-10	.400	3-3	1.000	1	6	7	6.5	1	1	1	3	4	29	18.8	
vs Illinois	03/10/16	*	36	9-16	.563	2-5	.400	1-1	1.000	0	4	4	6.4	0	0	2	2	0	21	18.9	
Totals			31	966	205-454	.452	62-158	.392	113-138	.819	47	151	198	6.4	48	34	36	83	28	585	18.9

Games played: 31  
Minutes/game: 31.2  
Points/game: 18.9  
FG Pct: 45.2  
3FG Pct: 39.2  
FT Pct: 81.9

Rebounds/game: 6.4  
Assists/game: 1.1  
Turnovers/game: 1.2  
Assist/turnover ratio: 0.9  
Steals/game: 0.9  
Blocks/game: 2.7

- Poured in 27 points (10-of-16 FG, 4-of-5 3-pt FG, 3-3 FT) and snagged a game-high nine rebounds in win over Western Illinois
- Scored a personal-best 32 points, 30 in the first half, and collected nine rebounds and a game-best four blocks at #2 Iowa State
- Tallied 10 points and rejected five shots, in only 21 minutes of action, in victory over Drake
- Registered 13 points, five rebounds, and rejected a game-best two shots in win over Tennessee Tech
- Denied a career-high six shots, while recording 10 points and five boards in win over #1 Michigan State
- Led the team with 25 points -- scored 16 of Iowa's 20 first half points -- in road win over #14 Purdue, while also rejecting five shots & grabbing four boards
- Led team with 25 points for the second consecutive game, while grabbing a team-high eight boards and blocking four shots against Nebraska
- Registered fifth career double-double (15 points, 10 rebounds) in win at #4 Michigan State, becoming the fifth visiting player in the last 20 seasons to record 15+ points, 10+ rebounds, and 2+ blocks when playing the Spartans at the Breslin Center
- Tallied a team-best 23 points in home victory over Michigan
- One-of-three Hawkeyes to score 20+ points in road win over Rutgers (20 points, 8 rebounds, 3 blocks)
- Scored a game-high 22 points (4-of-5 shooting from 3-point range) in home win over #22 Purdue
- Equaled a season high with 10 rebounds, while also scoring nine points at #7 Maryland
- Netted 23 points and rejected three shots against Northwestern
- Blocked a game-high five shots and tallied 14 points in home win over Penn State
- Recorded second double-double of the season at Illinois, scoring 18 points and matching a career high in rebounds with 12
- Tallied a game-high 24 points, grabbed five boards, and blocked one shot against Indiana
- Scored 24 points, grabbed a career-high 15 boards, and match a career high in blocks with six on his way to recording third double-double of the year against Minnesota
- Netted 19 points, grabbed two rebounds, and blocked a shot in loss at Penn State
- Scored 11 points, grabbed five boards, and blocked a shot against Wisconsin
- Led Iowa with 16 points, while recording a season-best three steals in loss at Ohio State
- Tallied a team-high 18 points and grabbed eight rebounds in home loss to #11 Indiana
- Scored a game-high 29 points in addition to collecting seven rebounds, blocking three shots, and matching a career high in steals (4) at Michigan
- Dropped 21 points (9-16 FG) and grabbed four boards in loss to Illinois at Big Ten Tournament



# IOWA HAWKEYE BASKETBALL

## UPDATED IOWA PLAYER BIO

### Personal Bests

Points:	32 vs. Iowa State, 12/10/15
Rebounds:	15 vs. Minnesota, 2/14/16
FGM:	12 vs. Iowa State, 12/10/15
FGA:	20, 3x, last vs. Indiana, 2/11/16
3-pt FG:	5, 2x, last vs. Iowa State, 12/10/15
3-pt FGA:	11 at Northwestern, 2/15/15
FTM:	10 vs. Purdue, 1/2/16
FTA:	14 vs. Purdue, 1/2/16
Assists:	5, 2x, last vs. Ohio State, 12/30/14
Steals:	4, 2x, last vs. Michigan, 3/5/16
Blocks:	6, 2x, last vs. Minnesota, 2/14/16
Minutes:	39 vs. Florida State, 12/2/15

### WATCH LISTS / HONORS

CoSIDA MBB Academic All-American of the Year  
CoSIDA First Team Academic All-America  
CoSIDA First Team Academic All-District  
Second Team All-America (*Sporting News*)  
Second Team All-America (USBWA)  
Third Team All-America (*USA Today*)  
Third Team All-America (*Scout.com*)  
Third Team All-America (*College Sports Madness*)  
Honorable Mention All-America (*Sports Illustrated*)  
Unanimous First Team All-Big Ten  
Big Ten All-Defensive Team (voted by league coaches)  
All-District VI Team (USBWA)  
First Team All-Big Ten (CBS Sports)  
First Team All-Big Ten (*HoopsHD.com*)  
Big Ten Defensive Player of the Year (*HoopsHD.com*)  
John R. Wooden Award National Ballot Top 15  
Oscar Robertson Trophy Top 11  
*College Sports Madness* B1G POTW (Jan. 18 and 25)  
Big Ten Co-Player of the Week (Dec. 14)

### BIG CONFERENCE ONLY STATS

	Avg.	Rank
Blocked Shots	2.6	1st
Scoring	19.2	2nd
Free Throw Percentage	.814	9th
3-Pointers	1.9	T-13th
Rebounding	6.6	11th

### BIG OVERALL STATS

	Avg.	Rank
Blocked Shots	2.7	1st
Scoring	18.9	2nd
Free Throw Percentage	.819	T-7th
3-Pointers	2.0	T-12th
Rebounding	6.4	T-11th



### CAREER STATISTICS

YEAR	G/GS	FG-A	PCT	3-PT	PCT	FT-A	PCT	RB	AVG	PF-FO	AS	TO	BK	ST	PTS	AVG
Soph.	33/0	84-168	.500	17-40	.425	67-82	.817	152	4.6	38-0	26	31	35	11	252	7.6
Junior	34/34	156-363	.430	54-145	.372	56-76	.737	218	6.4	52-0	59	35	56	38	422	12.4
Senior	31/31	205-454	.452	62-158	.392	113-138	.819	198	6.4	48-0	34	36	83	28	585	18.9
TOTALS	98/65	445-985	.452	133-343	.388	236-296	.797	568	5.8	138-0	119	102	174	77	1,259	12.8



# IOWA HAWKEYE BASKETBALL

## UPDATED IOWA PLAYER BIO

### Ahmad Wagner



0

**F., 6-7, 225, Forward**  
**Yellow Springs, Ohio**  
**Wayne HS**

- Made .667 percent of his field goal attempts (30-of-45), including seven of his last nine attempts (.778) over the last four games
- Played double-digit minutes 17 times this season, including 11 Big Ten games
- Hauled in five or more rebounds in six games this season, including a season-best nine against Indiana
- Pulled down a team-best eight rebounds, and had six points and two blocks in only nine minutes of action in season opening win over Gardner-Webb
- Registered six points, four rebounds, two steals, and one assist in win over Coppin State
- Scored a personal-best nine points to go along with five rebounds, and three assists in victory over UMKC
- Grabbed six rebounds and tallied three points in win over Tennessee Tech
- Rejected two shots and pulled down one rebound in victory over #1 Michigan State
- Tallied two steals and one block in four minutes of action against #4 Michigan State
- Scored five points and grabbed three boards in win over Michigan
- Went 3-of-3 from the floor, scoring six points, while blocking one shot in win at Rutgers
- Grabbed two boards and rejected one shot in home win over #22 Purdue
- Tallied six points and grabbed four boards, while leading the team with a career-best three steals in win over Northwestern
- Scored eight points, bolstered by 4-of-5 shooting from the charity stripe, and grabbed five boards and rejected one shot in home win over Penn State

### 2015-16 Game-by-Game

Opponent	Date	gs	min	Total		3-Pointers		Free throws		Rebounds				pf	a	t/o	blk	stl	pts	avg
				fg-fga	pct	3fg-fga	pct	ft-fa	pct	off	def	tot	avg							
GARDNER-WEBB	11/13/15	9	3-4	.750	0-0	.000	0-1	.000	6	2	8	8.0	0	0	0	2	0	6	6.0	
COPPIN STATE	11/15/15	18	2-4	.500	0-0	.000	2-2	1.000	2	2	4	6.0	5	1	0	0	2	6	6.0	
at Marquette	11/19/15	11	1-1	1.000	0-0	.000	0-0	.000	1	1	2	4.7	2	0	2	0	0	2	4.7	
vs DAYTON	11/26/15	10	1-1	1.000	0-0	.000	0-2	.000	1	1	2	4.0	2	0	0	0	0	2	4.0	
vs NOTRE DAME	11/27/15	5	0-1	.000	0-0	.000	0-0	.000	0	1	1	3.4	3	0	0	1	0	0	3.2	
vs WICHITA STATE	11/29/15	2	0-0	.000	0-0	.000	0-0	.000	0	0	0	2.8	1	0	0	0	0	0	2.7	
FLORIDA STATE	12/02/15	8	1-1	1.000	0-0	.000	0-1	.000	0	2	2	2.7	2	0	1	0	0	2	2.6	
UMKC	12/05/15	17	2-3	.667	0-0	.000	5-6	.833	2	3	5	3.0	3	3	0	1	0	9	3.4	
WESTERN ILLINOIS	12/07/15	10	1-1	1.000	0-0	.000	0-0	.000	0	2	2	2.9	1	0	1	0	1	2	3.2	
vs Drake	12/19/15	9	0-0	.000	0-0	.000	0-0	.000	1	1	2	2.8	0	0	0	1	0	0	2.9	
TENNESSEE TECH	12/22/15	14	1-1	1.000	0-0	.000	1-3	.333	2	4	6	3.1	2	0	0	0	0	3	2.9	
MICHIGAN STATE	12/29/15	12	0-2	.000	0-0	.000	1-2	.500	0	1	1	2.9	0	0	0	2	0	1	2.8	
at Purdue	01/02/16	3	0-0	.000	0-0	.000	0-0	.000	0	0	0	2.7	0	0	1	0	0	0	2.5	
NEBRASKA	01/05/16	4	0-0	.000	0-0	.000	0-0	.000	0	1	1	2.6	0	0	0	0	0	0	2.4	
at Michigan State	01/14/16	4	0-1	.000	0-0	.000	0-0	.000	1	1	2	2.5	2	0	1	1	2	0	2.2	
MICHIGAN	01/17/16	11	2-2	1.000	0-0	.000	1-2	.500	0	3	3	2.6	2	0	0	0	0	5	2.4	
at RUTGERS	01/21/16	10	3-3	1.000	0-0	.000	0-0	.000	0	0	0	2.4	1	0	0	1	0	6	2.6	
PURDUE	01/24/16	7	0-0	.000	0-0	.000	0-0	.000	0	2	2	2.4	2	0	0	1	0	0	2.4	
at Maryland	01/28/16	8	1-3	.333	0-1	.000	0-1	.000	0	0	0	2.3	0	1	0	0	1	2	2.4	
NORTHWESTERN	01/31/16	15	2-2	1.000	0-0	.000	2-3	.667	2	2	4	2.4	2	1	0	0	3	6	2.6	
PENN STATE	02/03/16	18	2-2	1.000	0-0	.000	4-5	.800	1	4	5	2.5	5	0	1	1	0	8	2.9	
at Illinois	02/07/16	10	0-0	.000	0-0	.000	2-2	1.000	0	1	1	2.4	2	0	0	0	0	2	2.8	
at Indiana	02/11/16	5	0-1	.000	0-0	.000	0-0	.000	0	0	0	2.3	2	0	1	0	0	0	2.7	
MINNESOTA	02/14/16	16	1-1	1.000	0-0	.000	0-2	.000	4	3	7	2.5	1	0	0	0	0	2	2.7	
at Penn State	02/17/16	11	0-1	.000	0-0	.000	0-0	.000	0	3	3	2.5	3	0	1	1	0	0	2.6	
WISCONSIN	02/24/16	5	0-1	.000	0-0	.000	0-0	.000	0	0	0	2.4	1	0	0	0	0	0	2.5	
at Ohio State	02/28/16	13	1-2	.500	0-0	.000	0-0	.000	2	1	3	2.4	2	0	0	0	0	2	2.4	
INDIANA	03/01/16	17	5-6	.833	0-0	.000	1-3	.333	5	4	9	2.7	1	0	2	0	0	11	2.8	
at Michigan	03/05/16	11	1-1	1.000	0-0	.000	0-0	.000	1	1	2	2.7	1	0	0	0	0	2	2.7	
vs Illinois	03/10/16	6	0-0	.000	0-0	.000	0-0	.000	0	0	0	2.6	0	0	0	0	0	0	2.6	
Totals		0	299	30-45	.667	0-1	.000	19-35	.543	31	46	77	2.6	48	6	11	12	9	79	2.6

Games played: 30  
Minutes/game: 10.0  
Points/game: 2.6  
FG Pct: .667  
3FG Pct: 0.0  
FT Pct: .543

Rebounds/game: 2.6  
Assists/game: 0.2  
Turnovers/game: 0.4  
Assist/turnover ratio: 0.5  
Steals/game: 0.3  
Blocks/game: 0.4

- Netted two points and hauled in seven rebounds against Minnesota
- Grabbed three boards and blocked one shot in loss at Penn State
- Tallied two points and hauled in three rebounds in loss at Ohio State
- Went 5-of-6 from the floor, recording a career high in points (11) and rebounds (9) in home loss to #11 Indiana
- Scored two points and grabbed two rebounds in 11 minutes of action at Michigan

### Personal Bests

**Points:** 11 vs. Indiana, 3/1/16  
**Rebounds:** 9 vs. Indiana, 3/1/16  
**FGM:** 5 vs. Indiana, 3/1/16  
**FGA:** 6 vs. Indiana, 3/1/16  
**3-pt FG:** - - -  
**3-pt FGA:** 1 vs. Maryland, 1/28/16  
**FTM:** 5 vs. UMKC, 12/5/15  
**FTA:** 6 vs. UMKC, 12/5/15  
**Assists:** 3 vs. UMKC, 12/5/15  
**Steals:** 3 vs. Northwestern, 1/31/16  
**Blocks:** 2, 2x, last vs. Michigan State, 12/29/15  
**Minutes:** 18, 2x, last vs. Penn State, 2/3/16

### CAREER STATISTICS

YEAR	G/GS	FG-A	PCT	3-PT	PCT	FT-A	PCT	RB	AVG	PF-FO	AS	TO	BK	ST	PTS	AVG
Fresh.	30/0	30-45	.667	0-1	.000	19-35	.543	77	2.6	48-2	6	11	12	9	79	2.6
TOTALS	30/0	30-45	.667	0-1	.000	19-35	.543	77	2.6	48-2	6	11	12	9	79	2.6





# IOWA HAWKEYE BASKETBALL

## UPDATED IOWA PLAYER BIO

### Christian Williams



11

**Fr., 6-6, 200, Guard**  
**Decatur, Ill.**  
**St. Theresa HS**

- Played in 18 games, including eight conference games
- Over the last three games, averaged 3.7 points, and 1.7 rebounds, and made 5-of-6 free throws
- Had three points in three minutes of action in season opening win over Gardner-Webb
- Tallied five points and two assists in victory over Coppin State
- Made both free throw attempts and collected a steal in win over Tennessee Tech
- Recorded one steal and one assist in four minutes of action in win at #4 Michigan State
- Collected two rebounds in home win over Northwestern
- Shot 2-of-2 from the floor in home win over Penn State, scoring four points and grabbing one rebound
- Recorded season bests in points (8), rebounds (3), and steals (2) in home loss to #11 Indiana
- Tallied three points in seven minutes of action at Michigan
- Grabbed two rebounds and recorded one assist in five minutes of action against Illinois at the Big Ten Tournament

### 2015-16 Game-by-Game

Opponent	Date	gs	min	Total		3-Pointers		Free throws		Rebounds				pf	a	t/o	blk	stl	pts	avg
				fg-fga	pct	3fg-fga	pct	ft-fa	pct	off	def	tot	avg							
GARDNER-WEBB	11/13/15	3	0-0	.000	0-0	.000	0-0	.000	0-0	1	2	3	3.0	0	0	1	0	0	0	0.0
COPPIN STATE	11/15/15	14	2-5	.400	1-1	1.000	0-1	.000	0-1	0	1	1	2.0	0	2	0	0	0	5	2.5
at Marquette	11/19/15	6	0-0	.000	0-0	.000	0-0	.000	0-0	0	1	1	1.7	0	0	0	0	0	0	1.7
vs DAYTON	11/26/15	2	0-1	.000	0-0	.000	0-0	.000	0-0	0	0	0	1.3	0	1	0	0	0	0	1.3
vs NOTRE DAME	11/27/15	1	0-1	.000	0-0	.000	0-0	.000	0-0	0	0	0	1.0	0	0	0	0	0	0	1.0
vs WICHITA STATE	11/29/15	0	0-0	.000	0-0	.000	0-0	.000	0-0	0	0	0	0.8	0	0	0	0	0	0	0.8
UMKC	12/05/15	6	0-2	.000	0-1	.000	0-0	.000	0-0	0	0	0	0.7	0	0	0	0	0	0	0.7
WESTERN ILLINOIS	12/07/15	7	0-1	.000	0-0	.000	0-0	.000	0-0	1	0	1	0.8	0	0	0	0	0	0	0.6
TENNESSEE TECH	12/22/15	6	0-0	.000	0-0	.000	0-0	2-2	1.000	0	0	0	0.7	2	0	0	0	1	2	0.8
at Michigan State	01/14/16	4	0-0	.000	0-0	.000	0-0	.000	0-0	1	0	1	0.7	0	1	1	0	1	0	0.7
at RUTGERS	01/21/16	3	0-2	.000	0-1	.000	0-0	.000	0-0	0	0	0	0.6	0	0	0	0	0	0	0.6
NORTHWESTERN	01/31/16	7	0-1	.000	0-0	.000	0-0	.000	0-0	2	0	2	0.8	0	0	2	0	0	0	0.6
PENN STATE	02/03/16	4	2-2	1.000	0-0	.000	0-0	.000	0-0	1	0	1	0.8	0	0	0	0	0	4	0.8
at Penn State	02/17/16	0	0-0	.000	0-0	.000	0-0	.000	0-0	0	0	0	0.7	1	0	0	0	0	0	0.8
at Ohio State	02/28/16	3	0-1	.000	0-0	.000	0-0	.000	0-0	0	0	0	0.7	1	0	0	0	0	0	0.7
INDIANA	03/01/16	12	2-6	.333	0-1	.000	4-5	.800	3	0	3	0.8	1	1	0	0	2	8	1.2	
at Michigan	03/05/16	7	1-3	.333	0-0	.000	1-1	1.000	0	0	0	0.8	1	0	0	0	0	3	1.3	
vs Illinois	03/10/16	5	0-0	.000	0-0	.000	0-0	.000	0-0	0	2	2	0.8	0	1	0	0	0	0	1.2
Totals		0	90	7-25	.280	1-4	.250	7-9	.778	9	6	15	0.8	6	6	4	0	4	22	1.2

Games played: 18  
Minutes/game: 5.0  
Points/game: 1.2  
FG Pct: 28.0  
3FG Pct: 25.0  
FT Pct: 77.8

Rebounds/game: 0.8  
Assists/game: 0.3  
Turnovers/game: 0.2  
Assist/turnover ratio: 1.5  
Steals/game: 0.2

### Personal Bests

**Points:** 8 vs. Indiana, 3/1/16  
**Rebounds:** 3, 2x, last vs. Indiana, 3/1/16  
**FGM:** 2, 3x, last vs. Indiana, 3/1/16  
**FGA:** 6 vs. Indiana, 3/1/16  
**3-pt FG:** 1 vs. Coppin State, 11/15/15  
**3-pt FGA:** 1, 3x, last vs. Indiana, 3/1/16  
**FTM:** 4 vs. Indiana, 3/1/16  
**FTA:** 5 vs. Indiana, 3/1/16  
**Assists:** 2 vs. Coppin State, 11/15/15  
**Steals:** 2 vs. Indiana, 3/1/16  
**Blocks:** - - -  
**Minutes:** 14 vs. Coppin State, 11/15/15

### CAREER STATISTICS

YEAR	G/GS	FG-A	PCT	3-PT	PCT	FT-A	PCT	RB	AVG	PF-FO	AS	TO	BK	ST	PTS	AVG
Fresh.	18/0	7-25	.280	1-4	.250	7-9	.778	15	0.8	6-0	6	4	0	4	22	1.2
TOTALS	18/0	7-25	.280	1-4	.250	7-9	.778	15	0.8	6-0	6	4	0	4	22	1.2





# IOWA HAWKEYE BASKETBALL

## UPDATED IOWA PLAYER BIO

### Adam Woodbury



# 34

**Sr., 7-1, 250, Center**  
**Sioux City, Iowa**  
**East HS**

#### 2015-16 HONORS

All-Big Ten honorable mention (media)

- First Hawkeye since Reggie Evans in 2001-02 to average at least 10 rebounds in league play
- His 107 career assists are fourth most nationally among active 7-footers
- Scored in double digits 13 times this year
- Finished the regular season with 255 rebounds, which ranks second-best in the Big Ten
- Led Iowa in rebounding in 14 of last 15 games, including grabbing a career-high 18 boards against Wisconsin
- Woodbury's 18 rebounds against Wisconsin are the most by a player during a Big Ten conference game this season and the most by any Hawkeye during the Fran McCaffery era
- Grabbed 84 rebounds (12 rpg) in seven game stretch (Jan. 21-Feb. 11) to become second Hawkeye the past 20 years to grab 84+ rebounds in a seven game span (Reggie Evans in 2001 and 2002)
- Has grabbed 10+ rebounds in 13 games this season, including 11 of the last 14
- Nine career double-doubles, including seven this year, which ties for eighth most in the Big Ten this year
- Leads the Big Ten in rebounding average (8.5)
- His 752 career rebounds are third among active Big Ten players
- Registered 10 points and a team-high seven rebounds in victory at Marquette
- Reached double figures in consecutive games against ranked opponents at the Advocare Invitational (14 vs. #17 Notre Dame; 15 vs. #20 Wichita State)
- Posted first double-double of the year vs. #17 Notre Dame, scoring 14 points on 7-of-9 shooting from the field, and corralling 10 rebounds
- Netted 15 points in win over #20 Wichita State
- Pulled down a team-best 10 rebounds and scored 11 points in overtime win over Florida State
- Tallied 10 points in win over Western Illinois
- Posted 12 points and five rebounds at #2 Iowa State
- Had seven points, six rebounds, two assists and a steal in win over Tennessee Tech
- Gathered five boards and scored eight points on in victory over #1 Michigan State
- Notched six points and collected seven rebounds in road victory over #14 Purdue
- Grabbed six boards and tallied eight points in win over Nebraska

### 2015-16 Game-by-Game

Opponent	Date	gs	min	Total		3-Pointers		Free throws		Rebounds				pf	a	t/o	blk	stl	pts	avg	
				fg-fga	pct	3fg-fga	pct	ft-fga	pct	off	def	tot	avg								
GARDNER-WEBB	11/13/15	*	22	3-6	.500	0-0	.000	5-7	.714	2	4	6	6.0	0	0	1	0	0	11	11.0	
COPPIN STATE	11/15/15	*	8	1-2	.500	0-0	.000	0-0	.000	2	3	5	5.5	3	0	1	0	0	2	6.5	
at Marquette	11/19/15	*	21	4-6	.667	0-0	.000	2-2	1.000	1	6	7	6.0	1	2	0	0	2	10	7.7	
vs DAYTON	11/26/15	*	23	1-2	.500	0-0	.000	4-4	1.000	1	7	8	6.5	3	0	1	0	0	6	7.3	
vs NOTRE DAME	11/27/15	*	24	7-9	.778	0-0	.000	0-0	.000	4	6	10	7.2	4	0	1	1	1	14	8.6	
vs WICHITA STATE	11/29/15	*	33	4-7	.571	0-0	.000	7-10	.700	5	2	7	7.2	2	2	3	0	0	15	9.7	
FLORIDA STATE	12/02/15	*	33	3-5	.600	0-0	.000	5-5	1.000	5	5	10	7.6	4	1	1	0	1	11	9.9	
UMKC	12/05/15	*	22	2-7	.286	0-0	.000	0-0	.000	2	4	6	7.4	1	1	1	0	0	4	9.1	
WESTERN ILLINOIS	12/07/15	*	18	4-6	.667	0-0	.000	2-2	1.000	3	1	4	7.0	1	1	1	0	1	10	9.2	
at Iowa State	12/10/15	*	35	5-9	.556	0-0	.000	2-2	1.000	1	4	5	6.8	3	1	3	1	0	12	9.5	
vs Drake	12/19/15	*	12	2-5	.400	0-0	.000	0-0	.000	1	0	1	6.3	1	1	1	0	1	4	9.0	
TENNESSEE TECH	12/22/15	*	18	3-4	.750	0-0	.000	1-2	.500	2	4	6	6.3	1	2	0	0	1	7	8.8	
MICHIGAN STATE	12/29/15	*	22	4-6	.667	0-0	.000	0-0	.000	2	3	5	6.2	4	0	0	0	0	8	8.8	
at Purdue	01/02/16	*	25	3-7	.429	0-0	.000	0-0	.000	3	4	7	6.2	1	0	2	0	1	6	8.6	
NEBRASKA	01/05/16	*	31	2-7	.286	0-0	.000	4-5	.800	2	4	6	6.2	3	0	1	1	0	8	8.5	
at Michigan State	01/14/16	*	31	2-6	.333	0-0	.000	0-2	.000	4	4	8	6.3	3	2	1	1	0	4	8.3	
MICHIGAN	01/17/16	*	28	5-7	.714	0-0	.000	2-2	1.000	2	4	6	6.3	1	2	0	0	1	12	8.5	
at RUTGERS	01/21/16	*	22	3-5	.600	0-0	.000	6-6	1.000	4	7	11	6.6	3	1	1	2	1	12	8.7	
PURDUE	01/24/16	*	23	4-6	.667	0-0	.000	5-6	.833	2	8	10	6.7	4	0	1	0	1	13	8.9	
at Maryland	01/28/16	*	26	5-6	.833	0-0	.000	1-3	.333	3	7	10	6.9	5	0	3	0	1	11	9.0	
NORTHWESTERN	01/31/16	*	14	0-2	.000	0-0	.000	0-0	.000	1	8	9	7.0	3	1	1	0	0	0	8.6	
PENN STATE	02/03/16	*	22	1-2	.500	0-0	.000	3-6	.500	2	13	15	7.4	2	0	2	2	0	5	8.4	
at Illinois	02/07/16	*	30	5-6	.833	0-0	.000	0-0	.000	5	9	14	7.7	1	4	2	0	0	10	8.5	
at Indiana	02/11/16	*	35	6-10	.600	0-0	.000	1-3	.333	9	6	15	8.0	3	1	1	0	0	13	8.7	
MINNESOTA	02/14/16	*	22	0-0	.000	0-0	.000	1-2	.500	0	5	5	7.8	4	1	1	0	0	1	8.4	
at Penn State	02/17/16	*	31	1-2	.500	0-0	.000	4-4	1.000	3	7	10	7.9	3	1	2	0	0	6	8.3	
WISCONSIN	02/24/16	*	34	2-3	.667	0-0	.000	2-4	.500	10	8	18	8.3	3	2	2	1	1	6	8.2	
at Ohio State	02/28/16	*	31	2-4	.500	0-0	.000	0-0	.000	3	6	9	8.3	3	0	4	0	1	4	8.0	
INDIANA	03/01/16	*	22	1-1	1.000	0-0	.000	2-5	.400	7	4	11	8.4	3	1	2	0	1	4	7.9	
at Michigan	03/05/16	*	29	4-7	.571	0-0	.000	1-2	.500	1	10	11	8.5	2	1	0	0	0	9	7.9	
vs Illinois	03/10/16	*	29	1-7	.143	0-0	.000	0-2	.000	5	5	10	8.5	1	0	2	0	0	2	7.7	
Totals			31	776	90-162	.556	0-0	.000	60-86	.698	97	168	265	8.5	76	28	42	9	15	240	7.7

Games played: 31  
Minutes/game: 25.0  
Points/game: 7.7  
FG Pct: 55.6  
FT Pct: 69.8

Rebounds/game: 8.5  
Assists/game: 0.9  
Turnovers/game: 1.4  
Assist/turnover ratio: 0.7  
Steals/game: 0.5  
Blocks/game: 0.3

- Collected eight rebounds and rejected one shot in road win over #4 Michigan State
- Tallied 12 points and grabbed a team-high six rebounds in win over Michigan
- Scored 12 points and matched a career high in rebounds (11) to record third double-double of the year in road win over Rutgers; shot 6-of-6 from the charity stripe
- Recorded second straight double-double (13 points, 10 rebounds) in home win over #22 Purdue
- Became the first Hawkeye since Greg Brunner in 2006 to record his third straight double-double of the year at #7 Maryland (11 points & 10 rebounds)
- Led team with a game-high nine rebounds vs. Northwestern
- Led team with 15 boards -- his 13 defensive boards were the most by a Hawkeye since Kurt Looby (Nov. 13, 2006) -- and blocked two shots in home win over Penn State
- Recorded sixth double-double of the season at Illinois, scoring 10 points and grabbing a game-high 14 rebounds
- Posted second straight double-double, scoring 13 points and clearing 15 rebounds at #22 Indiana; matched career high in minutes played (35)
- Grabbed game-high 10 rebounds and scored six points in loss at Penn State

- Collected a career-high 18 rebounds (10 offensive), scored six points, and blocked one shot against Wisconsin
- Recorded a game-high nine rebounds and scored four points in loss at Ohio State
- Grabbed a game-high 11 rebounds and scored four points in home loss to #11 Indiana
- Tallied nine points and collected a game-high 11 boards at Michigan
- Hauled in 10 rebounds in loss to Illinois at the Big Ten Tournament

#### Personal Bests

**Points:** 16, 2x, last vs. Maryland, 2/8/15  
**Rebounds:** 18 vs. Wisconsin, 2/24/16  
**FGM:** 8 vs. Tennessee, 3/19/14  
**FGA:** 11 vs. Tennessee, 3/19/14  
**FTM:** 7, 3x, last vs. Wichita State, 11/29/15  
**FTA:** 12 vs. Michigan State, 1/28/14  
**Assists:** 6 at Michigan, 2/5/15  
**Steals:** 3, 2x, last at Nebraska, 2/23/15  
**Blocks:** 3, 3x, last vs. Penn State, 1/31/13  
**Minutes:** 35, 2x, last vs. Indiana, 2/11/16

#### CAREER STATISTICS

YEAR	G/GS	FG-A	PCT	3-PT	PCT	FT-A	PCT	RB	AVG	PF-FO	AS	TO	BK	ST	PTS	AVG
Fresh.	38/38	81-166	.488	0-0	.000	26-51	.510	181	4.8	96-1	22	48	29	16	188	4.9
Soph.	33/33	70-136	.515	0-0	.000	49-69	.710	130	3.9	84-2	27	34	19	18	189	5.7
Junior	34/33	87-178	.489	0-0	.000	49-85	.576	176	5.2	92-3	30	47	13	19	223	6.6
Senior	31/31	90-162	.556	0-0	.000	60-86	.698	265	8.5	76-1	28	42	9	15	240	7.7
TOTALS	136/135	328-642	.511	0-0	.000	184-291	.632	752	5.5	348-7	107	171	70	68	840	6.2





# IOWA HAWKEYE BASKETBALL

## Game-by-Game Results

Overall: 21-10      Big Ten: 12-6      Home: 13-2      Away: 6-5      Neutral: 2-3

Date	Opponent	Result	Attend.	Top Scorer	Top Rebounder
Nov. 13	Gardner-Webb	W, 76-59	14,209	21, Jarrod Uthoff	8, Ahmad Wagner
Nov. 15	Coppin State	W, 103-68	12,350	20, Brady Ellingson	7, Jones/Uthoff
Nov. 19	at Marquette	W, 89-61	13,297	20, Peter Jok	7, Adam Woodbury
^ Nov. 26	vs. Dayton	L, 77-82	4,871	18, Jarrod Uthoff	8, Adam Woodbury
^ Nov. 27	vs. #17 Notre Dame	L, 62-68	4,508	20, Jarrod Uthoff	10, Adam Woodbury
^ Nov. 29	vs. #20 Wichita State	W, 84-61	2,031	22, Jarrod Uthoff	7, Uthoff/Woodbury
\$ Dec. 2	Florida State	W, 78-75 (OT)	11,247	24, Peter Jok	10, Adam Woodbury
Dec. 5	UMKC	W, 95-75	11,763	14, Baer/Uhl	10, Dom Uhl
Dec. 7	Western Illinois	W, 90-56	11,395	27, Jarrod Uthoff	9, Jarrod Uthoff
+ Dec. 10	at #2 Iowa State	L, 82-83	14,384	32, Jarrod Uthoff	9, Jarrod Uthoff
# Dec. 19	vs. Drake	W, 70-64	15,424	17, Mike Gesell	8, Dom Uhl
Dec. 22	Tennessee Tech	W, 85-63	14,432	21, Peter Jok	7, Dom Uhl
* Dec. 29	#1 Michigan State	W, 83-70	15,400	25, Mike Gesell	5, Baer/Uthoff/Woodbury
* Jan. 2	at #14 Purdue	W, 70-63	14,846	25, Jarrod Uthoff	9, Peter Jok
* Jan. 5	Nebraska	W, 77-66	11,736	25, Jarrod Uthoff	8, Uhl/Uthoff
* Jan. 14	at #4 Michigan State	W, 76-59	14,797	23, Peter Jok	10, Jarrod Uthoff
* Jan. 17	Michigan	W, 82-71	15,400	23, Jarrod Uthoff	6, Adam Woodbury
* Jan. 21	at Rutgers	W, 90-76	4,209	29, Peter Jok	11, Adam Woodbury
* Jan. 24	#22 Purdue	W, 83-71	15,400	22, Jarrod Uthoff	10, Adam Woodbury
* Jan. 28	at #7 Maryland	L, 68-74	17,950	14, Peter Jok	10, Uthoff/Woodbury
* Jan. 31	Northwestern	W, 85-71	15,400	26, Peter Jok	9, Adam Woodbury
* Feb. 3	Penn State	W, 73-49	12,596	14, Jarrod Uthoff	15, Adam Woodbury
* Feb. 7	at Illinois	W, 77-65	13,849	23, Peter Jok	14, Adam Woodbury
* Feb. 11	at #22 Indiana	L, 78-85	17,472	24, Jarrod Uthoff	15, Adam Woodbury
* Feb. 14	Minnesota	W, 75-71	15,400	27, Peter Jok	15, Jarrod Uthoff
* Feb. 17	at Penn State	L, 75-79	6,590	28, Peter Jok	10, Adam Woodbury
* Feb. 24	Wisconsin	L, 59-67	15,400	21, Peter Jok	18, Adam Woodbury
* Feb. 28	at Ohio State	L, 64-68	15,593	16, Gesell/Uthoff	9, Adam Woodbury
* March 1	#11 Indiana	L, 78-81	15,400	18, Jarrod Uthoff	11, Adam Woodbury
* March 5	at Michigan	W, 71-61	12,707	29, Jarrod Uthoff	11, Adam Woodbury
% March 10	vs. Illinois	L, 66-68	15,707	29, Peter Jok	10, Adam Woodbury

^ - *Advocate Invitational -- Orlando, Florida*

\$ - *Big Ten/ACC Challenge*

+ - *Iowa Corn Cy-Hawk Series*

# - *Hy-Vee Big Four Classic -- Des Moines, Iowa*

\* - *Big Ten Conference Game*

% - *Big Ten Tournament -- Indianapolis*

Attendance Summary	Games	Totals	Average
Home	15	207,528	13,835
Away	11	145,694	13,245
Neutral	5	42,541	8,508
<b>Totals</b>	<b>31</b>	<b>395,763</b>	<b>12,766</b>





# IOWA HAWKEYE BASKETBALL

## Game-by-Game Statistics

Team	Score	FG-A	PCT	3-PT. FG	PCT	FT-A	PCT	REB	PF	AS	TO	BS	ST
at Iowa	76	24-59	.407	7-24	.292	21-28	.750	46	19	15	14	6	8
Gardner-Webb	59	19-60	.317	6-23	.261	15-21	.714	39	28	10	17	0	7
at Iowa	103	40-72	.556	12-28	.429	11-20	.550	51	18	31	11	6	5
Coppin State	68	24-74	.324	8-28	.286	12-22	.545	44	20	13	12	0	6
Iowa	89	36-66	.545	12-22	.545	5-7	.714	33	17	25	12	2	14
at Marquette	61	22-57	.386	7-30	.233	10-14	.714	32	14	14	19	2	6
Iowa	77	27-62	.435	12-24	.500	11-17	.647	33	22	19	12	3	6
vs. Dayton	82	27-55	.491	7-20	.350	21-27	.778	39	21	11	16	1	7
Iowa	62	25-66	.379	6-24	.250	6-9	.667	40	19	13	7	6	4
vs. #17 Notre Dame	68	25-55	.455	8-25	.320	10-15	.667	36	15	13	7	4	1
Iowa	84	28-52	.538	8-18	.444	20-24	.833	38	18	16	12	5	4
vs. #20 Wichita State	61	21-59	.356	6-22	.273	13-17	.765	30	17	11	11	1	6
at Iowa	78	27-64	.422	5-21	.238	19-26	.731	42	17	15	12	4	9
Florida State	75	29-76	.382	5-23	.217	12-15	.800	49	22	16	14	2	5
at Iowa	95	34-72	.472	12-25	.480	15-19	.789	42	15	22	6	8	6
UMKC	75	29-66	.439	7-18	.389	10-16	.625	38	18	12	12	3	5
at Iowa	90	33-66	.500	10-23	.435	14-19	.737	45	11	20	11	5	10
Western Illinois	56	23-66	.348	6-22	.273	4-7	.571	35	20	13	16	2	5
Iowa	82	31-65	.477	11-27	.407	9-10	.900	37	14	18	17	6	4
at #2 Iowa State	83	34-70	.486	9-30	.300	6-11	.545	36	11	17	13	3	10
Iowa	70	28-60	.467	8-21	.381	6-8	.750	31	12	12	3	14	4
vs. Drake	64	24-60	.400	11-26	.423	5-8	.625	39	12	14	11	3	0
at Iowa	85	32-70	.457	11-30	.367	10-13	.769	41	15	19	10	4	8
Tennessee Tech	63	22-57	.386	8-26	.308	11-16	.688	37	14	11	18	1	4
at Iowa	83	27-56	.482	6-13	.462	23-31	.742	35	20	15	12	11	8
#1 Michigan State	70	27-64	.422	3-13	.231	13-20	.650	41	27	11	16	5	7
Iowa	70	25-58	.431	7-19	.368	13-20	.650	37	16	14	9	9	10
at #14 Purdue	63	23-59	.390	8-25	.320	9-15	.600	38	18	17	14	5	4
at #19 Iowa	77	23-53	.434	7-17	.412	24-32	.750	37	15	14	7	7	4
Nebraska	66	25-58	.431	7-20	.350	9-16	.563	34	26	8	9	2	4
#16 Iowa	76	28-65	.431	10-22	.455	10-16	.625	39	16	15	9	4	7
at #4 Michigan State	59	23-55	.418	4-21	.190	9-13	.692	35	19	14	16	4	3
at #16 Iowa	82	31-61	.508	10-22	.455	10-11	.909	27	13	19	4	3	8
Michigan	71	25-54	.463	10-28	.357	11-14	.786	33	14	18	13	3	1
#9 Iowa	90	31-65	.477	11-29	.379	17-21	.810	38	11	19	8	6	7
at Rutgers	76	31-64	.484	4-17	.235	10-13	.769	33	18	17	11	4	4
at #9 Iowa	83	27-54	.500	11-20	.550	18-28	.643	33	20	17	12	4	9
#22 Purdue	71	27-64	.422	9-23	.391	8-15	.533	41	24	15	17	2	8
#3 Iowa	68	27-63	.429	5-24	.208	9-15	.600	35	21	9	11	2	4
at #7 Maryland	74	26-58	.448	6-25	.240	16-23	.696	38	18	16	10	6	7
at #3 Iowa	85	25-59	.424	7-19	.368	28-36	.778	40	11	10	10	4	12
Northwestern	71	26-62	.419	11-30	.367	8-14	.571	39	27	13	16	3	5
at #5 Iowa	73	25-54	.463	6-17	.353	17-26	.654	45	16	12	11	8	5
Penn State	49	21-69	.304	1-20	.050	6-12	.500	40	23	8	10	6	7
#5 Iowa	77	28-65	.431	8-20	.400	13-16	.813	43	12	11	9	2	7
at Illinois	65	26-66	.394	8-25	.320	5-6	.833	32	14	12	10	1	6
#4 Iowa	78	29-63	.460	7-18	.389	13-23	.565	35	18	13	9	1	6
at #22 Indiana	85	29-63	.460	9-25	.360	18-21	.857	39	18	14	11	3	7
at #4 Iowa	75	24-57	.421	6-19	.316	21-30	.700	38	21	17	8	7	2
Minnesota	71	25-65	.385	6-22	.273	15-20	.750	42	26	12	9	3	2
#4 Iowa	75	21-51	.412	8-24	.333	25-35	.714	34	20	11	13	2	5
at Penn State	79	26-56	.464	10-28	.357	17-22	.773	34	26	15	15	5	6
at #8 Iowa	59	18-55	.327	5-18	.278	18-25	.720	43	17	9	14	3	8
Wisconsin	67	25-52	.481	10-23	.435	7-12	.583	30	20	17	11	4	8
#8 Iowa	64	22-54	.407	3-12	.250	17-22	.773	35	17	11	15	0	7
at Ohio State	68	25-56	.446	5-18	.278	13-16	.813	33	20	11	15	6	6
at #15 Iowa	78	26-67	.388	8-19	.421	18-27	.667	42	17	16	9	2	6
#11 Indiana	81	30-59	.508	11-22	.500	10-20	.500	39	25	13	13	2	5
#15 Iowa	71	28-62	.452	8-28	.286	7-10	.700	35	15	19	8	3	7
at Michigan	61	23-64	.359	8-34	.235	7-12	.583	43	13	13	11	1	4
#18 Iowa	66	25-62	.403	8-20	.400	8-10	.800	40	11	20	18	2	7
vs. Illinois	68	26-58	.448	10-23	.435	6-6	1.000	30	19	20	14	5	9





# IOWA HAWKEYE BASKETBALL

***The Last Time...***

## **The Last Time a Player . . .**

### ***Had 30 or more points***

Iowa -- 32, Jarrod Uthoff, at #2 Iowa State, 12/10/15

Opponent -- 30, Tre Demps, Northwestern, 1/31/16

### ***Made at least 90% of his FGA (10 att.)***

Iowa -- .900 (9-10), Aaron White vs. Md. Eastern Shore, 11/14/13

Opponent -- .900 (9-10), E.J. Singler, Oregon, 3/18/12

### ***Made 100% of his FTA (10 att.)***

Iowa -- 1.000 (10-10), Aaron White vs. North Carolina, 12/3/14

Opponent -- 1.000 (10-10), Morris Smith IV, UTSA, 11/15/09

### ***Had 15 or more rebounds***

Iowa -- 18, Adam Woodbury vs. Wisconsin, 2/24/16

Opponent -- 15, Branden Dawson, 1/8/15

### ***Had 10 or more assists***

Iowa -- 11, Mike Gesell vs. Michigan, 3/5/16

Opponent -- 10, Jerian Grant, Notre Dame, 12/3/13

### ***Had 5 or more blocks***

Iowa -- 6, Jarrod Uthoff vs. Minnesota, 2/14/16

Opponent -- 5, Alex Olah, Northwestern, 2/15/15

### ***Had 5 or more steals***

Iowa -- 5, Mike Gesell at Penn State, 2/28/15

Opponent -- 6, Geno Thorpe, Penn State, 3/12/15

## **The Last Time a Team . . .**

### ***Scored 100 or more points***

Iowa -- 103 vs. Coppin State, 11/15/15

Opponent -- 108 by Oregon, 3/18/12

### ***Scored 40 or fewer points***

Iowa -- 40 at Wisconsin, 3/3/10

Opponent -- 39 by UNC Wilmington, 11/8/13

### ***Won an overtime game***

Iowa -- 78-75 (OT) vs. Florida State, 12/3/15

Opponent -- 66-61 (OT) by Northwestern, 2/15/15

### ***Made at least 60% of its FGA (20 att.)***

Iowa -- .643 (27-42) vs Maryland, 2/8/15

Opponent -- .615 (32-52) by Gonzaga, 3/22/15

### ***Made at least 50% of its 3-pt. FGA (8 att.)***

Iowa -- .550 (11-20) vs. Purdue, 1/24/16

Opponent -- .500 (11-22) by Indiana, 3/1/16

### ***Made at least 90% of its FTA (10 att.)***

Iowa -- .909 (10-11) vs. Michigan, 1/17/16

Opponents -- .939 (15-16) by Illinois, 2/25/15



# IOWA HAWKEYE BASKETBALL

## Season & Career Bests

### Season Bests

Player	Points	3-Pointers	Rebounds	Assists	Blocks	Steals
Nicholas Baer	19, Tennessee Tech	4, UMKC	7, Drake	2, twice	6, Drake	2, three times
Anthony Clemmons	20, Rutgers	2, eight times	6, twice	7, at Marquette	1, six times	4, twice
Brady Ellingson	20, Coppin State	3, Dayton	3, twice	2, twice	- - -	1, five times
Andrew Fleming	6, UMKC	1, three times	6, Coppin State	4, Coppin State	1, Northwestern	- - -
Mike Gesell	25, Michigan State	2, Drake	7, Purdue	12, twice	1, five times	4, twice
Brandon Hutton	- - -	- - -	- - -	- - -	- - -	- - -
Peter Jok	29, twice	5, twice	9, Purdue	4, twice	1, Purdue	4, Florida State
Dale Jones	16, Coppin State	4, Coppin State	7, Coppin State	2, Coppin State	1, twice	1, Dayton
Isaiah Moss	- - -	- - -	- - -	- - -	- - -	- - -
Michael Soukup	3, UMKC	1, UMKC	1, Coppin State	1, twice	- - -	- - -
Steven Soukup	- - -	- - -	2, Coppin State	1, Coppin State	- - -	- - -
Dom Uhl	18, Coppin State	3, Coppin State	10, UMKC	3, twice	3, Western Illinois	3, at Marquette
Okey Ukah	6, Coppin State	- - -	1, twice	- - -	- - -	1, twice
Jarrod Uthoff	32, Iowa State	5, at Iowa State	15, Minnesota	3, five times	6, twice	4, Michigan
Ahmad Wagner	11, Indiana	- - -	9, Indiana	3, UMKC	2, twice	3, Northwestern
Christian Williams	8, Indiana	1, Coppin State	3, twice	2, Coppin State	- - -	2, Indiana
Adam Woodbury	15, Wichita State	- - -	18, Wisconsin	4, Illinois	2, twice	2, at Marquette

### Career Bests

Player	Points	3-Pointers	Rebounds	Assists	Blocks	Steals
Nicholas Baer	19, Tenn. Tech, '15	4, UMKC, '15	7, Drake, '15	2, twice	6, Drake, '15	2, three times
Anthony Clemmons	20, Rutgers, '16	3, twice	6, twice	9, Coppin St., '12	2, Omaha, '13	4, twice
Brady Ellingson	20, Coppin St., '15	3, Dayton, '15	3, twice	2, three times	- - -	1, six times
Andrew Fleming	6, UMKC, '15	1, three times	6, Coppin St., '15	4, Coppin St., '15	1, Northwestern, '16	- - -
Mike Gesell	25, Michigan State, '15	4, twice	7, Purdue, '16	12, twice	1, 24 times	5, Penn State, '15
Brandon Hutton	- - -	- - -	- - -	- - -	- - -	- - -
Peter Jok	29, twice	5, twice	9, twice	4, five times	1, seven times	4, Florida State, '15
Dale Jones	16, Coppin St., '15	4, Coppin St., '15	7, Coppin St., '15	2, Coppin St., '15	1, twice	1, Dayton, '15
Isaiah Moss	- - -	- - -	- - -	- - -	- - -	- - -
Michael Soukup	3, UMKC, '15	1, UMKC, '15	1, Coppin St., '15	1, twice	- - -	- - -
Steven Soukup	- - -	- - -	2, Coppin St., '15	1, Coppin St., '15	- - -	- - -
Dom Uhl	18, Coppin St., '15	3, Coppin St., '15	10, UMKC, '15	3, twice	3, Western Illinois, '15	3, Marquette, '15
Okey Ukah	6, Coppin St., '15	- - -	3, Rutgers	1, Rutgers, '15	1, UMES, '13	1, four times
Jarrod Uthoff	32, Iowa State, '15	5, twice	15, Minnesota	5, twice	6, twice	4, twice
Ahmad Wagner	11, Indiana, '16	- - -	9, Indiana, '16	3, UMKC, '15	2, twice	3, Northwestern, '16
Christian Williams	8, Indiana, '16	1, Coppin St., '15	3, twice	2, Coppin St., '15	- - -	2, Indiana, '16
Adam Woodbury	16, twice	- - -	18, Wisconsin, '16	6, Michigan, '15	3, three times	3, twice



# IOWA HAWKEYE BASKETBALL

## Season Highs And Lows/Specialty Statistics

CATEGORY	IOWA			OPPONENTS		
<u>Points</u>	High	103	Coppin State	85	Indiana	
	Low	59	Wisconsin	49	Penn State	
<u>FG Made</u>	High	40	Coppin State	34	Iowa State	
	Low	18	Wisconsin	19	Gardner-Webb	
<u>FG Att.</u>	High	72	2x, last vs. UMKC	76	Florida State	
	Low	51	Penn State	52	Wisconsin	
<u>FG%</u>	High	.556	Coppin State	.508	Indiana	
	Low	.327	Wisconsin	.304	Penn State	
<u>3FG Made</u>	High	12	4x, last vs. UMKC	11	3x, last by Indiana	
	Low	3	Ohio State	1	Penn State	
<u>3FG Att.</u>	High	30	Tennessee Tech	34	Michigan	
	Low	12	Ohio State	13	Michigan State	
<u>3FG%</u>	High	.550	Purdue	.500	Indiana	
	Low	.208	Maryland	.050	Penn State	
<u>FTM</u>	High	28	Northwestern	21	Dayton	
	Low	5	Marquette	4	Western Illinois	
<u>FTA</u>	High	36	Northwestern	27	Dayton	
	Low	7	Marquette	6	2x, last by Illinois	
<u>FT% (min. 10)</u>	High	.909	Michigan	.857	Indiana	
	Low	.550	Coppin State	.500	2x, last by Indiana	
<u>Off. Reb.</u>	High	20	Wisconsin	19	3x, last by Indiana	
	Low	4	Michigan	7	Illinois	
<u>Def. Reb.</u>	High	41	Coppin State	31	Michigan	
	Low	20	Michigan	16	Wichita State	
<u>Total Reb.</u>	High	51	Coppin State	49	Florida State	
	Low	27	Michigan	30	3x, last by Illinois	
<u>Assists</u>	High	31	Coppin State	20	Illinois	
	Low	9	2x, last vs. Wisconsin	8	2x, last by Penn State	
<u>Steals</u>	High	14	Marquette	10	Iowa State	
	Low	2	Minnesota	0	Drake	
<u>Blocks</u>	High	14	Drake	6	3x, last by Ohio State	
	Low	0	Ohio State	0	2x, last by Coppin State	
<u>Turnovers</u>	High	18	Illinois	19	Marquette	
	Low	3	Drake	7	Notre Dame	
<u>Fouls</u>	High	22	Dayton	28	Gardner-Webb	
	Low	11	4x, last vs. Illinois	11	Iowa State	

### GAME-BY-GAME SPECIALTY STATS

Date	Opponent	Pts. Off	Pts. in	2nd	Bench
		TO's	Paint	Chance	Points
IA-Opp.	IA-Opp.	IA-Opp.	IA-Opp.	IA-Opp.	IA-Opp.
11/13	Gardner-Webb	21-11	28-16	12-14	26-21
11/15	Coppin State	19-7	50-30	9-7	58-30
11/19	at Marquette	22-11	42-28	9-7	22-16
11/26	Dayton	15-16	14-34	20-12	23-13
11/27	#17 Notre Dame	11-9	22-26	10-8	3-14
11/29	#20 Wichita State	17-22	26-28	17-17	16-41
12/2	Florida State	19-10	30-46	6-13	8-14
12/5	UMKC	17-6	34-44	23-18	53-29
12/7	Western Illinois	24-7	40-28	11-15	33-22
12/10	at #2 Iowa State	19-32	28-42	11-20	4-19
12/19	vs. Drake	18-0	38-22	12-9	25-11
12/22	Tennessee Tech	17-11	34-20	19-6	31-24
12/29	#1 Michigan State	21-16	30-44	15-18	3-4
1/2	at #14 Purdue	22-7	24-24	11-12	13-39
1/5	Nebraska	11-9	20-30	8-7	5-4
1/14	at #4 Michigan St	17-3	22-38	10-7	13-16
1/17	Michigan	16-6	34-24	8-12	22-18
1/21	at Rutgers	14-11	38-46	17-12	9-26
1/24	#22 Purdue	24-14	24-32	5-9	19-27
1/28	at #7 Maryland	10-10	38-34	8-8	11-9
1/31	Northwestern	24-15	28-28	22-13	23-34
2/3	Penn State	8-5	32-36	14-13	28-14
2/7	at Illinois	12-13	32-18	26-6	8-16
2/11	at #22 Indiana	13-14	36-34	20-26	0-28
2/14	Minnesota	10-7	28-26	0-13	6-27
2/17	at Penn State	20-8	20-28	11-8	10-29
2/24	Wisconsin	11-13	24-28	14-10	4-23
2/28	at Ohio State	18-15	26-34	10-14	10-18
3/1	#11 Indiana	7-18	30-34	7-14	27-19
3/5	at Michigan	12-7	26-26	4-15	5-9
3/10	Illinois	16-19	20-24	14-2	11-8
AVG.		16.3	29.6	12.4	17.1

## IOWA AND OPPONENT INDIVIDUAL HIGH PERFORMANCES

CATEGORY	IOWA		OPPONENTS	
<u>Points</u>	32	Jarrold Uthoff vs. Iowa State	30	Tre Demps (Northwestern)
<u>Field Goals Made</u>	12 (12-20)	Jarrold Uthoff vs. Iowa State	11 (11-22)	2x, last by Tre Demps (Northwestern)
<u>Field Goals Attempted</u>	20 (8-20)	3x, last by Jarrold Uthoff vs. Indiana	22 (11-22)	Tre Demps (Northwestern)
<u>Field Goal Percentage (min. 5 made)</u>	.875 (7-8)	2x, last by Mike Gesell vs. Drake	.889 (8-9)	Donovon Jack (Penn State)
<u>3-Point Field Goals Made</u>	5 (5-9)	2x, last by Peter Jok vs. Rutgers	6 (6-15)	2x, last by Tre Demps (Northwestern)
<u>3-Point Field Goals Attempted</u>	11 (4-11)	Peter Jok vs. Penn State	15 (6-15)	Tre Demps (Northwestern)
<u>3-Point Field Goals Pct. (min. 4 made)</u>	.800 (4-5)	3x, last by Jarrold Uthoff vs. Purdue	.667 (4-6)	3x, last by Marc Loving (Ohio State)
<u>Free Throws Made</u>	11 (11-13)	2x, last by Mike Gesell vs. Nebraska	8 (8-8)	Kevin Yogi Ferrell (Indiana)
<u>Free Throws Attempted</u>	14 (10-14)	Jarrold Uthoff vs. Purdue	9 (7-9)	Marc Loving (Ohio State)
<u>Free Throw Pct. (min. 7 made)</u>	1.000 (8-8)	2x, last by Peter Jok vs. Wisconsin	1.000 (8-8)	Kevin Yogi Ferrell (Indiana)
<u>Offensive Rebounds</u>	10	Adam Woodbury vs. Wisconsin	8	Jaleel McKay (Iowa State)
<u>Defensive Rebounds</u>	13	2x, last by Jarrold Uthoff vs. Minnesota	8	4x, last by Malcolm Hill (Illinois)
<u>Total Rebounds</u>	18	Adam Woodbury vs. Wisconsin	12	Jaleel McKay (Iowa State)
<u>Assists</u>	12	2x, last by Mike Gesell vs. Minnesota	9	2x, last by Corey Sanders (Rutgers)
<u>Steals</u>	4	6x, last by Jarrold Uthoff vs. Michigan	3	13x, last by Malcolm Hill & Kendrick Nunn (Illinois)
<u>Blocks</u>	6	3x, last by Jarrold Uthoff vs. Minnesota	4	Keita Bates-Diop (Ohio State)
<u>Turnovers</u>	8	Jarrold Uthoff vs. Michigan State	7	Haanif Cheatham (Marquette)



# IOWA HAWKEYE BASKETBALL

## 2015-16 Iowa Record When...

When playing at home:	13-2	When leading at the half:	17-1	When wearing White:	13-3
When playing on the road:	6-5	When trailing at the half:	3-9	When wearing Black:	5-6
When playing on a neutral court:	2-3	When tied at the half:	1-0	When wearing Gold:	3-1
When Iowa scores 100 points or more:	1-0	Iowa field goal percentage at home:	416-922		.451
When Iowa scores 90-99 points:	3-0	Iowa field goal percentage on road:	439-979		.448
When Iowa scores 80-89 points:	7-1	Iowa 3-point percentage at home:	123-315		.390
When Iowa scores 70-79 points:	10-4	Iowa 3-point percentage on road:	132-352		.375
When Iowa scores under 70 points:	0-5	Iowa free throw percentage at home:	267-366		.730
		Iowa free throw percentage on road:	189-263		.719
When opponent scores 100 points or more:	0-0	On Sunday:	7-1		
When opponent scores 90-99 points:	0-0	On Monday:	1-0		
When opponent scores 80-89 points:	0-4	On Tuesday:	3-1		
When opponent scores 70-79 points:	8-2	On Wednesday:	2-2		
When opponent scores 60-69 points:	9-4	On Thursday:	3-5		
When opponent scores fewer than 60 points:	4-0	On Friday:	1-1		
		On Saturday:	4-0		
When Iowa shoots at least 50% from the field:	6-0	On BTN:	11-3		
When Iowa shoots less than 50% from the field:	15-10	On CBS:	0-1		
When opponent shoots at least 50% from the field:	0-1	On ESPN:	1-3		
When opponent shoots less than 50% from the field:	21-9	On ESPN2:	0-2		
When Iowa has higher FG% than opponent:	20-0	On ESPNU:	3-0		
When opponent has higher FG%:	1-9	On ESPN3:	5-1		
When FG% is equal:	0-1	On FS1:	1-0		
		On Mediacom:	0-0		
When Iowa outrebounds opponent:	13-7	On NBC SN:	0-0		
When opponent has more rebounds:	8-2	BTN.com:	0-0		
When rebounds are equal:	0-1				
When Iowa shoots at least 80% from the line:	4-2	Most Points, First Half: 53 vs. Western Illinois			
When Iowa shoots less than 80% from the line:	17-8	Fewest Points, First Half: 20 vs. Purdue			
When opponent shoots at least 80% from the line:	2-3	Most Points Allowed, First Half: 47 vs. Indiana			
When opponent shoots less than 80% from the line:	19-7	Fewest Points Allowed, First Half: 21, 3x, last vs. Tennessee Tech			
When Iowa shoots more free throws than opponent:	15-6	Most Points, Second Half: 51 vs. Coppin State			
When opponent shoots more free throws:	5-4	Fewest Points, Second Half: 25 vs. Wisconsin			
When free throws attempts are equal:	1-0	Most Points Allowed, Second Half: 48 vs. Iowa State			
When Iowa has higher FT% than opponent:	16-3	Fewest Points Allowed, Second Half: 22 vs. Gardner-Webb			
When opponent has higher FT%:	4-6	Largest Halftime Advantage: 30 vs. Coppin State			
When FT% is equal:	1-1	Largest Halftime Deficit: 17 vs. Purdue			
When Iowa shoots at least 50% from 3-point range:	2-1				
When Iowa shoots less than 50% from 3-point range:	19-9				
When opponent shoots at least 50% from 3-point range:	0-1				
When opponent shoots less than 50% from 3-point range:	21-9				
When Iowa has a higher 3-point FG% than opponent:	20-3				
When opponent has a higher 3-point FG%:	1-7				
When 3-point FG% is equal:	0-0				
When Iowa has more assists than opponent:	16-3				
When opponent has more assists:	5-4				
When assists are equal:	0-3				
When Iowa has fewer turnovers than opponent:	19-4				
When opponent has fewer turnovers:	2-4				
When turnovers are equal:	0-2				
When Iowa has more steals than opponent:	16-3				
When opponent has more steals:	3-6				
When steals are equal:	2-1				



# IOWA HAWKEYE BASKETBALL

## ***Under McCaffery... Iowa Record When . . .***

When playing at home:	80-25	When leading at the half:	100-27	When wearing White:	71-27
When playing on the road:	25-40	When trailing at the half:	14-56	When wearing Black:	30-52
When playing on a neutral court:	12-19	When tied at the half:	2-1	When wearing Gold:	15-5

When Iowa scores 100 points or more:	5-0	Iowa field goal percentage at home:	2770-6041	.459
When Iowa scores 90-99 points:	12-1	Iowa field goal percentage on road:	2368-5565	.426
When Iowa scores 80-89 points:	34-6	Iowa 3-point percentage at home:	619-1776	.349
When Iowa scores 70-79 points:	44-23	Iowa 3-point percentage on road:	548-1640	.334
When Iowa scores under 70 points:	22-55	Iowa free throw percentage at home:	1836-2531	.725
		Iowa free throw percentage on road:	1374-1919	.716

When opponent scores 100 points or more:	0-2
When opponent scores 90-99 points:	1-8
When opponent scores 80-89 points:	0-18
When opponent scores 70-79 points:	26-32
When opponent scores 60-69 points:	37-23
When opponent scores fewer than 60 points:	53-2

On Sunday:	19-16
On Monday:	9-2
On Tuesday:	17-13
On Wednesday:	13-14
On Thursday:	14-19
On Friday:	12-9
On Saturday:	31-11

When Iowa shoots at least 50% from the field:	32-6
When Iowa shoots less than 50% from the field:	85-79
When opponent shoots at least 50% from the field:	3-34
When opponent shoots less than 50% from the field:	114-51
When Iowa has higher FG% than opponent:	103-15
When opponent has higher FG%:	13-67
When FG% is equal:	2-2

On BTN:	46-43
On CBS:	1-1
On ESPN:	8-12
On ESPN2:	8-10
On ESPNU:	13-8
On FS1:	1-0
On Mediacom:	12-0
On CBS SN:	1-1
On NBC SN:	2-1

When Iowa outrebounds opponent:	91-33
When opponent has more rebounds:	24-49
When rebounds are equal:	2-3

When Iowa shoots at least 80% from the line:	31-18
When Iowa shoots less than 80% from the line:	86-67
When opponent shoots at least 80% from the line:	21-19
When opponent shoots less than 80% from the line:	97-66
When Iowa shoots more free throws than opponent:	96-35
When opponent shoots more free throws:	15-47
When free throws attempts are equal:	6-3
When Iowa has higher FT% than opponent:	81-36
When opponent has higher FT%:	34-47
When FT% is equal:	2-2

Most Points, First Half: 56 vs. Md. Eastern Shore, '13
Fewest Points, First Half: 14 vs. Indiana, '13
Most Points Allowed, First Half: 55 vs. Michigan State, '12
Fewest Points Allowed, First Half: 12 vs. UNC Wilmington, '13
Most Points, Second Half: 58 vs. SIU-Edwardsville, '10
Fewest Points, Second Half: 15 vs. Northern Iowa, '14
Most Points Allowed, Second Half: 61 at Oregon, '12
Fewest Points Allowed, Second Half: 16 vs. UNI, '10
Largest Halftime Advantage: 37 vs. Arkansas-Pine Bluff, '13
Largest Halftime Deficit: 22 at Michigan State, '12

When Iowa shoots at least 50% from 3-point range:	14-6
When Iowa shoots less than 50% from 3-point range:	102-80
When opponent shoots at least 50% from 3-point range:	1-15
When opponent shoots less than 50% from 3-point range:	116-70
When Iowa has a higher 3-point FG% than opponent:	84-29
When opponent has a higher 3-point FG%:	30-58
When 3-point FG% is equal:	0-1

When Iowa has more assists than opponent:	88-23
When opponent has more assists:	24-55
When assists are equal:	5-7

When Iowa has fewer turnovers than opponent:	80-33
When opponent has fewer turnovers:	31-43
When turnovers are equal:	7-8
When Iowa has more steals than opponent:	75-33
When opponent has more steals:	34-44
When steals are equal:	8-7





# IOWA HAWKEYE BASKETBALL

## Iowa Superlatives Under McCaffery

### TEAM

#### Most Points Scored

1. 111 -- SIU Edwardsville (11/26/10)
2. 109 -- Md. Eastern Shore (11/14/13)
3. 105 -- Central Arkansas (12/19/11)
4. **103 -- Coppin State (11/15/15)**
- 103 -- Abilene Christian (11/17/13)

#### Fewest Points Allowed

1. 36 -- Howard (11/15/12)
2. 39 -- UNC Wilmington (11/8/13)
- 39 -- Northern Iowa (12/7/10)
4. 40 -- Louisiana Monroe (11/16/10)
5. 41 -- Abilene Christian (11/17/13)

#### Field Goals Made

1. 42 -- Central Arkansas (12/19/11)
2. **40 -- Coppin State (11/15/15)**
3. 38 -- Abilene Christian (11/17/13)
4. 37 -- SIU Edwardsville (11/26/10)
- 37 -- Oregon (3/18/12)

#### Field Goals Attempted

1. 79 -- Oregon (3/18/12)
2. 76 -- Central Arkansas (12/19/11)
- 76 -- South Dakota (12/4/12)
4. 74 -- Wisconsin (2/6/13)
5. **72 -- UMKC (12/5/15)**
- 72 -- Coppin State (11/15/15)**

#### Field Goal Percentage (20 Made)

1. .643 -- Maryland (2/8/15)
2. .630 -- Indiana (1/29/12)
3. .627 -- Michigan (2/5/15)
4. .623 -- Abilene Christian (11/17/13)
5. .617 -- Arkansas-Pine Bluff (12/22/13)

#### 3-Point Field Goals Made

1. 13 -- Northern Illinois (11/17/11)
2. **12 -- UMKC (12/5/15)**
- 12 -- Dayton (11/26/15)**
- 12 -- Marquette (11/19/15)**
- 12 -- Coppin State (11/15/15)**
- 12 -- Northern Iowa (12/15/12)
7. **11 -- Purdue (1/24/16)**
- 11 -- Rutgers (1/21/16)**
- 11 -- Tennessee Tech (12/22/15)**
- 11 -- Iowa State (12/10/15)**
- 11 -- Villanova (11/30/13)
- 11 -- SC State (12/19/12)

#### 3-Point Field Goals Attempted

1. **30 -- Tennessee Tech (12/22/15)**
- 30 -- Longwood (11/29/14)
3. **29 -- Rutgers (1/21/16)**
- 28 -- Michigan (3/5/16)**
- 28 -- Coppin State (11/15/15)**
- 28 -- Minnesota (2/13/11)

#### 3-Point FG Percentage (10 Made)

1. .619 (13-21) Northern Illinois (11/17/11)
2. .588 (10-17) Arkansas-Pine Bluff (12/22/13)
- .588 (10-17) Michigan (2/1/14)
4. .556 (10-18) SIUE (11/26/10)
- .556 (10-18) Wisconsin (2/23/12)

#### Free Throws Made

1. 38 -- Nebraska-Omaha (11/10/13)
2. 32 -- Md. Eastern Shore (11/14/13)
3. 31 -- Penn State (2/15/14)
- 31 -- Wichita State (11/21/12)
- 31 -- Penn State (1/31/13)
- 31 -- Nebraska (1/5/15)

#### Free Throws Attempted

1. 49 -- Nebraska-Omaha (11/10/13)
2. 43 -- UM Eastern Shore (11/14/13)
- 43 -- Michigan State (1/28/14)
4. 40 -- Penn (11/22/13)
- 40 -- Penn State (2/15/14)

#### Free Throw Percentage (10 Made)

1. 1.000 (15-15) Virginia (3/27/13)
2. .929 (26-28) North Florida (12/22/14)
3. .926 (25-27) Penn State (2/28/15)
4. .923 (12-13) Iowa State (12/12/14)
5. .917 (11-12) Michigan St (3/15/13)

#### Most Rebounds

1. 57 -- Md. Eastern Shore (11/14/13)
2. 56 -- UNC Wilmington (11/8/13)
- 56 -- Brown (12/3/11)
- 56 -- SC State (12/19/12)
5. 54 -- Fairleigh Dickinson (12/9/13)
- 54 -- Coppin State (12/22/12)

#### Most Assists

1. 32 -- Central Arkansas (12/19/11)
2. **31 -- Coppin State (11/15/15)**
3. 26 -- Northern Illinois (11/17/11)
4. 25 -- Abilene Christian (11/17/13)
5. 24 -- SIU Edwardsville (11/26/10)
- 24 -- Md. Eastern Shore (11/14/13)

#### Most Steals

1. 19 -- SIU Edwardsville (11/26/10)
2. 16 -- UMBC (12/6/14)
3. **14 -- Marquette (11/19/15)**
- 14 -- Penn (11/22/13)
- 14 -- Idaho St (12/4/10)
- 14 -- Chicago St (11/11/11)
6. 13 -- Rutgers (2/19/15)
- 13 -- IPFW (11/26/11)
- 13 -- UT-Pan American (11/9/12)

#### Most Blocked Shots

1. **14 -- Drake (12/19/15)**
2. 13 -- Illinois (3/5/13)
3. 12 -- UNC Wilmington (11/8/13)
- 12 -- Northern Illinois (11/26/14)
5. **11 -- Michigan State (12/29/15)**
- 10 -- Penn State (2/15/14)
- 10 -- UT-Pan American (11/9/12)

#### Fewest Turnovers

1. **3 -- Drake (12/19/15)**
- 4 -- Michigan (1/17/16)**
- 4 -- Northwestern (2/15/15)
4. 5 -- Davidson (3/20/15)
- 5 -- Abilene Christian (11/17/13)
- 5 -- Drake (12/7/13)
- 5 -- UTEP (11/29/13)
- 5 -- Purdue (3/2/14)
- 5 -- Boise St (12/22/11)
10. **6 -- UMKC (12/5/15)**
- 6 -- Michigan (2/5/15)
- 6 -- Northwestern (3/7/15)
- 6 -- Penn State (2/15/14)
- 6 -- Tennessee (3/19/14)
- 6 -- Illinois (3/8/12)

### INDIVIDUAL

#### Most Points:

1. 33 -- Matt Gatens vs Wisconsin (2/23/12)
2. **32 -- Jarrod Uthoff vs. Iowa State (12/10/15)**
3. 31 -- Devyn Marble vs Oregon (3/18/12)
4. 30 -- Matt Gatens vs Indiana (2/19/12)
- 30 -- Devyn Marble vs. UNI (12/15/12)
- 30 -- Devyn Marble vs. Xavier (11/28/13)
7. **29 -- Peter Jok vs. Illinois (3/10/16)**
- 29 -- Jarrod Uthoff vs. Michigan (3/5/16)**
- 29 -- Peter Jok vs. Rutgers (1/21/16)**
- 29 -- Aaron White vs. Illinois (2/25/15)

#### Field Goals Made

1. **12 -- Jarrod Uthoff vs. Iowa State (12/10/15)**
- 12 -- Matt Gatens vs Wisconsin (2/23/12)
3. **11 -- Jarrod Uthoff vs. Michigan (3/5/16)**
- 11 -- Aaron White vs. Davidson (3/20/15)
- 11 -- Aaron White vs. Iowa State (12/13/13)
6. **10 -- 10x, last by Peter Jok vs. Illinois (3/10/16)**

#### Field Goals Attempted

1. 24 -- Devyn Marble vs. Wisconsin (1/5/14)
- 23 -- Devyn Marble vs. Xavier (11/28/13)
- 23 -- Devyn Marble vs. Villanova (11/30/13)
4. 21 -- Matt Gatens vs. Minnesota (1/16/11)
5. **20 -- Jarrod Uthoff vs. Indiana (2/11/16)**
- 20 -- Peter Jok vs. Rutgers (1/21/16)**
- 20 -- Jarrod Uthoff vs. Michigan (1/17/16)**
- 20 -- Jarrod Uthoff vs. Iowa State (12/10/15)**
- 20 -- Peter Jok vs. Florida State (12/3/15)**

#### 3-Point FG Made

1. 7 -- Devyn Marble vs Oregon (3/18/12)
- 7 -- Matt Gatens vs Wisconsin (2/23/12)
- 7 -- Matt Gatens vs Indiana (2/19/12)
4. 6 -- Devyn Marble vs. SCSU (12/19/12)
- 6 -- Devyn Marble vs. Michigan (2/8/14)
- 6 -- Josh Oglesby at Indiana (1/12/12)

#### 3-Point Field Goals Attempted

1. **11 -- Peter Jok vs. Penn State (2/17/16)**
- 11 -- Jarrod Uthoff vs. Northwestern (2/15/15)
- 11 -- Josh Oglesby at Wisconsin (2/6/13)
- 11 -- Matt Gatens vs Minnesota (2/13/11)
3. **10 -- 11x, last by Jok/Uthoff vs. Michigan (3/5/16)**

#### Free Throws Made

1. 14 -- Roy Devyn Marble vs. UNI (12/15/12)
- 14 -- Aaron White vs. Texas (11/20/14)
3. 13 -- Aaron White vs. Wisconsin (1/19/13)
- 12 -- Devyn Marble vs. Indiana (12/31/12)
- 12 -- Aaron White vs. Nebraska (1/5/15)
- 12 -- Gabriel Olaseni vs. Nebraska (1/5/15)

#### Most Rebounds:

1. **18 -- Adam Woodbury vs. Wisconsin (2/24/16)**
- 17 -- Aaron White vs. Iowa State (12/13/13)
- 16 -- Gabriel Olaseni at Purdue (1/24/15)
4. **15 -- Jarrod Uthoff vs. Minnesota (2/14/16)**
- 15 -- Adam Woodbury vs. Indiana (2/11/16)**
- 15 -- Adam Woodbury vs. Penn State (2/3/16)**
- 15 -- Aaron White vs. Omaha (11/10/13)
- 15 -- Jarrod Cole vs. UNI (12/7/10)
9. **14 -- Adam Woodbury vs. Illinois (2/7/16)**
- 14 -- Aaron White at Penn State (2/28/15)
- 14 -- Melsahn Basabe vs Iowa St (12/10/10)

#### Most Assists

1. **12 -- Mike Gesell vs. Minnesota (2/14/16)**
- 12 -- Mike Gesell vs. Coppin State (11/15/15)**
3. **11 -- Mike Gesell vs. Michigan (3/5/16)**
- 11 -- Devyn Marble vs. Wisconsin (2/22/14)
- 11 -- Bryce Cartwright vs. Dayton (3/13/12)
6. **10 -- Mike Gesell vs. Nebraska (1/5/16)**
- 10 -- Mike Gesell vs. Tenn. Tech (12/22/15)**
- 10 -- Bryce Cartwright at Oregon (3/18/12)
- 10 -- Bryce Cartwright vs Mich St (2/2/11)

#### Most Steals

1. 7 -- Eric May vs SIUE (11/26/10)
- 6 -- Roy Devyn Marble vs. Penn (11/22/13)
- 6 -- Eric May at Wake Forest (11/30/10)
4. 5 -- Jarrod Cole at Mich St (3/2/11)
- 5 -- Matt Gatens vs Idaho St (12/4/10)
- 5 -- Aaron White vs. North Florida (12/22/14)
- 5 -- Mike Gesell at Penn State (2/28/15)

#### Most Blocks

1. 7 -- Melsahn Basabe vs. Iowa St (12/10/10)
- 7 -- Gabriel Olaseni vs. Illinois (3/5/13)
3. **6 -- Jarrod Uthoff vs. Minnesota (2/14/16)**
- 6 -- Jarrod Uthoff vs. Michigan State (12/29/15)**
- 6 -- Nicholas Baer vs. Drake (12/19/15)**
- 6 -- Melsahn Basabe vs Ohio St (1/4/11)
7. **5 -- 11x, last by Jarrod Uthoff vs. Penn State (2/3/16)**



## Game 1 - Iowa 76, Gardner-Webb 59

Official Basketball Box Score -- Game Totals -- Final Statistics  
Gardner-Webb vs Iowa  
11/13/15 8:30 p.m. at Carver-Hawkeye Arena - Iowa City, IA

### Gardner-Webb 59 • 0-1

#	Player		Total		3-Ptr		Rebounds			PF	TP	A	TO	Blk	Stl	Min
			FG-FGA	FT-FTA	FG-FGA	FT-FTA	Off	Def	Tot							
20	Nelson, Tyrell	f	3-5	0-1	6-7	2	1	3	4	12	1	3	0	1	20	
21	Aholode, Herve	f	0-0	0-0	0-0	2	3	5	1	0	1	0	0	1	11	
04	McBride, Harold	g	3-10	1-5	3-4	0	1	1	2	10	2	3	0	1	28	
05	Poston, Dylan	g	2-10	2-6	1-2	0	4	4	2	7	1	3	0	0	22	
24	Ivey, Isaiah	g	3-9	1-3	2-2	2	7	9	3	9	1	2	0	0	34	
00	Robateau, Jamaal	g	3-11	1-4	0-0	0	2	2	0	7	1	2	0	1	25	
03	Rideau, Laquincy	g	2-7	0-2	1-2	1	1	2	4	5	2	1	0	3	17	
11	Efianayi, David	g	2-5	1-2	0-0	1	2	3	1	5	1	1	0	0	17	
14	Miller, Brandon	g	1-3	0-0	2-4	2	1	3	5	4	0	0	0	0	13	
25	Laster, DJ	g	0-0	0-0	0-0	0	1	1	1	0	0	0	0	0	3	
31	Niangane, L'Hassane	g	0-0	0-0	0-0	1	1	2	5	0	0	2	0	0	10	
Team						3	1	4								
Totals			19-60	6-23	15-21	14	25	39	28	59	10	17	0	7	200	
FG % 1st Half: 14-33 42.4% 2nd half: 5-27 18.5% Game: 19-60 31.7% Deadball Rebounds 3																
3FG % 1st Half: 4-12 33.3% 2nd half: 2-11 18.2% Game: 6-23 26.1%																
FT % 1st Half: 5-7 71.4% 2nd half: 10-14 71.4% Game: 15-21 71.4%																

### Iowa 76 • 1-0

#	Player		Total		3-Ptr		Rebounds			PF	TP	A	TO	Blk	Stl	Min
			FG-FGA	FT-FTA	FG-FGA	FT-FTA	Off	Def	Tot							
20	Uthoff, Jarrod	f	6-12	2-5	7-7	3	3	6	3	21	0	2	2	2	26	
34	Woodbury, Adam	c	3-6	0-0	5-7	2	4	6	0	11	0	1	0	0	22	
05	Clemmons, Anthony	g	1-7	0-3	6-8	0	2	2	2	8	2	3	0	0	33	
10	Gesell, Mike	g	1-3	0-1	0-0	0	4	4	2	2	9	3	0	3	28	
14	Jok, Peter	g	2-5	2-3	2-2	1	0	1	2	8	0	0	0	1	10	
00	Wagner, Ahmad	g	3-4	0-0	0-1	6	2	8	0	6	0	0	2	0	9	
01	Jones, Dale	g	1-4	1-4	0-0	0	4	4	3	3	0	0	0	0	10	
02	Fleming, Andrew	g	0-1	0-0	1-2	0	1	1	1	1	0	1	0	0	4	
11	Williams, Christian	g	0-0	0-0	0-0	1	2	3	0	0	0	1	0	0	3	
23	Ukah, Okey	g	0-0	0-0	0-0	0	0	0	1	0	0	0	0	0	0+	
24	Ellingson, Brady	g	2-6	0-4	0-0	0	1	1	3	4	0	1	0	1	23	
25	Uhl, Dom	g	3-6	0-2	0-1	1	5	6	2	6	3	2	2	0	19	
51	Baer, Nicholas	g	2-5	2-2	0-0	0	1	1	0	6	1	0	0	1	13	
Team						2	1	3								
Totals			24-59	7-24	21-28	16	30	46	19	76	15	14	6	8	200	
FG % 1st Half: 12-27			44.4%	2nd half: 12-32		37.5%	Game: 24-59		40.7%	Deadball Rebounds						
3FG % 1st Half: 2-9			22.2%	2nd half: 5-15		33.3%	Game: 7-24		29.2%							
FT % 1st Half: 15-18			83.3%	2nd half: 6-10		60.0%	Game: 21-28		75.0%							

Officials: Chris Beaver, Kelly Pfeifer, Paul Szelc  
Technical fouls: Gardner-Webb-None. Iowa-None.  
Attendance: 14209  
Fouled Out - Gardner-Webb: Niangane (09:56), Miller (08:36)

Score by periods	1st	2nd	Total
Gardner-Webb	37	22	59
Iowa	41	35	76

Last FG - GWU 2nd-02:01, IOWA 2nd-00:45.  
Largest lead - GWU by 3 1st-06:37, IOWA by 18 2nd-04:56.

## Game 3 - Iowa 89, Marquette 61

Official Basketball Box Score -- Game Totals -- Final Statistics  
Iowa vs Marquette  
11/19/15 8:15 p.m. at BMO Harris Bradley Center

### Iowa 89 • 3-0

#	Player		Total		3-Ptr		Rebounds			PF	TP	A	TO	Blk	Stl	Min
			FG-FGA	FT-FTA	FG-FGA	FT-FTA	Off	Def	Tot							
20	Uthoff, Jarrod	f	6-11	2-3	1-2	0	4	4	1	15	3	1	1	0	25	
34	Woodbury, Adam	c	4-6	0-0	2-2	1	6	7	1	10	2	0	0	2	21	
05	Clemmons, Anthony	g	5-10	1-3	0-0	1	1	2	1	11	7	3	0	3	28	
10	Gesell, Mike	g	5-11	1-1	0-0	0	3	3	1	11	4	0	0	4	28	
14	Jok, Peter	g	7-12	4-6	2-2	0	3	3	3	20	3	2	0	1	18	
00	Wagner, Ahmad	g	1-1	0-0	0-0	1	1	2	2	2	0	2	0	0	11	
01	Jones, Dale	g	2-7	1-4	0-0	1	3	4	2	5	0	1	0	0	16	
02	Fleming, Andrew	g	1-2	0-1	0-0	1	1	2	1	2	3	2	0	0	8	
11	Williams, Christian	g	0-0	0-0	0-0	0	1	1	0	0	0	0	0	0	6	
23	Ukah, Okey	g	0-0	0-0	0-0	0	0	0	0	0	0	0	0	0	2	
24	Ellingson, Brady	g	1-2	1-2	0-0	1	1	2	1	3	1	0	0	1	14	
25	Uhl, Dom	g	4-4	2-2	0-1	0	1	1	2	10	2	1	0	3	16	
51	Baer, Nicholas	g	0-0	0-0	0-0	1	1	2	2	0	0	1	0	1	7	
Team			36-66	12-22	5-7	7	26	33	17	89	25	12	2	14	200	
Totals																
FG % 1st Half: 19-37		51.4%	2nd half: 17-29		58.6%	Game: 36-66		54.5%	Deadball Rebounds							
3FG % 1st Half: 7-14		50.0%	2nd half: 5-8		62.5%	Game: 12-22		54.5%								
FT % 1st Half: 3-4		75.0%	2nd half: 2-3		66.7%	Game: 5-7		71.4%								
1																

### Marquette 61 • 1-2

#	Player		Total		3-Ptr		Rebounds			PF	TP	A	TO	Blk	Stl	Min
			FG-FGA	FT-FTA	FG-FGA	FT-FTA	Off	Def	Tot							
13	ELLENSON, Henry	f	1-8	0-4	1-2	2	6	8	1	3	3	3	0	0	31	
40	FISCHER, Luke	c	4-4	0-0	0-0	1	1	2	5	8	1	1	0	0	16	
01	WILSON, Duane	g	3-11	2-9	3-4	0	3	3	0	11	3	2	0	1	30	
23	JOHNSON, Jajuan	g	5-10	0-1	2-2	0	2	2	1	11	1	1	1	1	28	
25	CHEATHAM, Haanif	g	4-5	2-2	2-2	0	4	4	1	12	3	7	0	1	24	
02	ANIM, Sacar	g	1-2	1-2	0-0	0	0	0	1	3	0	0	0	0	9	
05	COHEN III, Sandy	g	3-8	1-5	1-2	0	4	4	3	8	0	3	1	1	26	
12	HELDT, Matt	g	0-1	0-0	0-0	1	0	1	0	0	0	0	0	0	11	
21	CARTER, Traci	g	1-5	1-4	2-2	0	1	1	2	5	1	1	0	1	13	
22	ELLENSON, Wally	g	0-3	0-3	0-0	0	1	1	0	0	2	0	0	1	12	
Team			22-57	7-30	10-14	9	23	32	14	61	14	19	2	6	200	
Totals																
FG % 1st Half: 8-31		25.8%	2nd half: 14-26		53.8%	Game: 22-57		38.6%	Deadball Rebounds							
3FG % 1st Half: 2-19		10.5%	2nd half: 5-11		45.5%	Game: 7-30		23.3%	4.1							
FT % 1st Half: 3-4		75.0%	2nd half: 7-10		70.0%	Game: 10-14		71.4%								

Officials: Pat Driscoll, Bo Boroski, DJ Carstensen  
Technical fouls: Iowa-None. Marquette-None.  
Attendance: 13297  
Gavitt Tipoff Games

Score by periods	1st	2nd	Total
Iowa	48	41	89
Marquette	21	40	61

Last FG - IOWA 2nd-01:02, MU 2nd-00:48.  
Largest lead - IOWA by 35 2nd-03:38, MU None.

Score tied - 0 times.  
Lead changed - 0 times.

## Game 2 - Iowa 105, Coppin State 68

Official Basketball Box Score -- Game Totals -- Final Statistics  
Coppin State vs Iowa  
11/15/15 4:00 p.m. at Carver-Hawkeye Arena - Iowa City, IA

### Coppin State 68 • 0-2

#	Player		Total		3-Ptr		Rebounds			PF	TP	A	TO	Blk	Stl	Min
			FG-FGA	FT-FTA	FG-FGA	FT-FTA	Off	Def	Tot							
12	Harris, Terry	r	5-14	2-4	4-8	4	7	11	1	16	0	2	0	2	30	
54	Batts, Jerimijah	c	0-1	0-0	1-2	1	0	1	4	1	0	0	0	0	9	
01	Seymore, Trevon	g	0-2	0-0	2-3	1	3	4	3	2	3	1	0	2	20	
10	Kessee, Christian	g	6-17	3-8	0-0	1	4	5	3	15	1	0	0	1	30	
22	Shivers, Keith	g	2-9	0-4	0-0	1	0	1	0	4	0	1	0	0	14	
02	Fejokwu, Lawrence		0-1	0-0	0	1	0	1	0	0	0	0	0	0	5	
23	Treadwell, Josh		6-13	1-4	1-2	1	8	9	1	14	3	3	0	0	25	
05	Sylvester, James		2-5	0-1	2-5	2	2	4	2	6	4	3	0	0	26	
21	Brownlee, Lucian		2-4	2-3	0-0	0	0	0	4	6	1	2	0	0	15	
24	Hicks, Izais		0-0	0-0	0-0	0	1	1	1	0	0	0	0	0	3	
32	Murinda, Mufaro		1-8	0-4	2-2	1	3	4	0	4	1	0	0	1	23	
Team						1	2	3								
Totals				24-74	8-28	12-22	14	34	44	20	68	13	12	0	6	200
FG % 1st Half: 9-39			23.1%	2nd half: 15-35	42.9%	Game: 24-74			32.4%	Deadball Rebounds 5						
3FG % 1st Half: 2-16			12.5%	2nd half: 6-12	50.0%	Game: 8-28			28.6%							
FT % 1st Half: 2-7			28.6%	2nd half: 10-15	66.7%	Game: 12-24			54.5%							

## Game 5 - #17 Notre Dame 68, Iowa 62

### Official Basketball Box Score -- Game Totals -- Final Statistics

#### NOTRE DAME vs Iowa

11/27/15 7 p.m. at HP Field House (Lake Buena Vista, Fla.)

#### NOTRE DAME 68 • 4-1

#	Player	Total		3-Ptr		Rebounds			PF	TP	A TO		Blk	Stl	Min
		FG-FGA	FT-FTA	FG-FGA	FT-FTA	Off	Def	Tot							
03	V.J. Beachem	r	6-13	4-9	0-1	1	4	5	0	16	1	1	0	0	36
30	Zach Augustine	r	2-6	0-0	0-1	3	8	11	4	4	2	2	2	0	26
35	Bonzie Colson	r	4-7	0-0	3-4	2	6	8	2	11	0	0	1	0	23
11	Demetrius Jackson	g	5-10	0-3	2-3	0	4	4	4	12	3	0	0	0	30
32	Steve Vasturia	g	4-11	1-7	2-2	2	2	4	3	11	3	3	0	0	38
01	Austin Torres		0-0	0-0	0-0	0	0	0	0	0	1	0	1	0	5
04	Matt Ryan		3-5	2-4	3-4	0	2	2	2	11	1	1	0	1	26
05	Matt Farrell		1-3	1-2	0-0	0	1	1	0	3	2	0	0	0	16
Team						0	1	1							
Totals			25-55	8-25	10-15	8	28	36	15	68	13	7	4	1	200

FG % 1st Half: 14-30 46.7% 2nd half: 11-25 44.0% Game: 25-55 45.5% Deadball Rebounds 2  
3FG % 1st Half: 6-15 40.0% 2nd half: 2-10 20.0% Game: 8-25 32.0%  
FT % 1st Half: 5-7 71.4% 2nd half: 5-8 62.5% Game: 10-15 66.7%

#### Iowa 62 • 3-2

#	Player	Total		3-Ptr		Rebounds			PF	TP	A TO		Blk	Stl	Min
		FG-FGA	FT-FTA	FG-FGA	FT-FTA	Off	Def	Tot							
20	Uthoff, Jarrod	r	8-16	2-5	2-3	2	6	8	1	20	0	0	2	1	34
34	Woodbury, Adam	c	7-9	0-0	0-0	4	6	10	4	14	0	1	1	1	24
05	Clemmons, Anthony	g	1-3	1-2	0-0	1	2	3	4	3	1	2	0	1	28
10	Gesell, Mike	g	5-15	0-3	4-6	2	1	3	1	14	9	1	0	1	37
14	Jok, Peter	g	3-15	2-9	0-0	1	3	4	2	8	3	1	0	0	33
00	Wagner, Ahmad		0-1	0-0	0-0	0	1	1	3	0	0	0	1	0	5
01	Jones, Dale		0-2	0-1	0-0	0	0	0	1	0	0	0	0	0	8
02	Fleming, Andrew		1-1	1-1	0-0	0	0	0	0	3	0	0	0	0	5
11	Williams, Christian		0-1	0-0	0-0	0	0	0	0	0	0	0	0	0	1
24	Ellingson, Brady		0-2	0-2	0-0	0	2	2	1	0	0	0	0	0	8
25	Uhl, Dom		0-0	0-0	0-0	0	1	1	0	0	0	1	0	0	9
51	Baer, Nicholas		0-1	0-1	0-0	2	1	3	2	0	0	0	2	0	8
Team						3	2	5							
Totals			25-66	6-24	6-9	15	25	40	19	62	13	7	6	4	200

FG % 1st Half: 11-33 33.3% 2nd half: 14-33 42.4% Game: 25-66 37.9% Deadball Rebounds 1  
3FG % 1st Half: 4-16 25.0% 2nd half: 2-8 25.0% Game: 6-24 25.0%  
FT % 1st Half: 1-3 33.3% 2nd half: 5-6 83.3% Game: 6-9 66.7%

Officials: Tim Nestor, Lamont Simpson, John Hughes  
Technical fouls: NOTRE DAME-None. Iowa-None.  
Attendance: 4508  
AdvoCare Invitational Game Seven

Score by periods	1st	2nd	Total
NOTRE DAME	39	29	68
Iowa	27	35	62

Points	In Paint	Off T/O	2nd Chance	Fast Break	Bench
IOWA	26	22	11	10	3

Last FG - ND 2nd-01:27, IOWA 2nd-00:11.  
Largest lead - ND by 17 1st-02:20, IOWA by 7 1st-17:51.  
ND led for 29:36. IOWA led for 09:25. Game was tied for 00:31.

Score tied - 0 times.  
Lead changed - 5 times.

## Game 7 - Iowa 78, Florida State 75 (OT)

### Official Basketball Box Score -- Game Totals -- Final Statistics

#### Florida State vs Iowa

12/02/15 8:20 p.m. at Carver-Hawkeye Arena - Iowa City, IA

#### Florida State 75 • 4-2

#	Player	Total		3-Ptr		Rebounds			PF	TP	A TO		Blk	Stl	Min
		FG-FGA	FT-FTA	FG-FGA	FT-FTA	Off	Def	Tot							
15	Bojanovsky, Boris	c	3-5	0-0	5-6	6	5	11	2	11	3	0	1	0	31
04	Bacon, Dwayne		5-16	0-4	1-1	3	1	4	2	11	2	2	0	1	31
05	Beasley, Malik		8-17	2-6	2-2	2	6	8	4	20	0	1	0	0	29
22	Rathan-Mayes, Xavier	g	6-15	2-8	1-2	0	4	4	2	15	5	5	0	1	33
32	Brandon, Montay	g	1-3	0-0	2-2	2	6	8	4	4	0	2	0	0	32
02	Cofer, Phil		1-2	0-0	0-0	0	2	2	0	2	0	1	0	1	11
01	Bookert, Devon		2-7	1-5	0-0	0	1	1	3	5	6	1	0	2	27
03	Bell, Benji		0-1	0-0	0-0	0	0	0	0	0	0	1	0	0	5
14	Mann, Terance		1-4	0-0	1-2	3	2	5	2	3	0	0	1	0	15
21	Koumadje, Chris		0-0	0-0	0-0	0	0	0	1	0	0	0	0	0	1
23	Smith, Jarquez		2-6	0-0	0-0	1	3	4	2	4	0	1	0	0	10
Team						2	0	2							
Totals			29-76	5-23	12-15	19	30	49	22	75	16	14	2	5	225

FG % 1st Half: 14-39 35.9% 2nd half: 10-27 37.0% OT: 5-10 50.0% Game: 29-76 38.2% Deadball Rebounds 1  
3FG % 1st Half: 1-10 10.0% 2nd half: 3-9 33.3% OT: 1-4 25.0% Game: 5-23 21.7%  
FT % 1st Half: 3-3 100.0 2nd half: 8-10 80.0% OT: 1-2 50.0% Game: 12-15 80.0%

#### Iowa 78 • 5-2

#	Player	Total		3-Ptr		Rebounds			PF	TP	A TO		Blk	Stl	Min
		FG-FGA	FT-FTA	FG-FGA	FT-FTA	Off	Def	Tot							
20	Uthoff, Jarrod	r	5-14	1-4	4-5	3	5	8	1	15	3	0	4	0	39
34	Woodbury, Adam	c	3-5	0-0	5-5	5	5	10	4	11	1	1	0	1	33
05	Clemmons, Anthony	g	4-9	0-2	2-5	1	3	4	1	10	4	3	0	1	36
10	Gesell, Mike	g	4-8	1-2	1-2	0	4	4	3	10	3	4	0	1	40
14	Jok, Peter	g	8-20	3-9	5-6	0	2	2	3	24	2	2	0	4	34
00	Wagner, Ahmad		1-1	0-0	0-1	0	2	2	2	2	0	1	0	0	8
24	Ellingson, Brady		0-2	0-2	0-0	0	0	0	1	0	2	1	0	0	7
25	Uhl, Dom		2-4	0-1	2-2	2	3	5	0	6	0	0	0	0	19
51	Baer, Nicholas		0-1	0-1	0-0	0	1	1	2	0	0	0	0	2	9
Team						1	5	6							
Totals			27-64	5-21	19-26	12	30	42	17	78	15	12	4	9	225

FG % 1st Half: 12-27 44.4% 2nd half: 12-32 37.5% OT: 3-5 60.0% Game: 27-64 42.2% Deadball Rebounds 2  
3FG % 1st Half: 3-9 33.3% 2nd half: 1-10 10.0% OT: 1-2 50.0% Game: 5-21 23.8%  
FT % 1st Half: 4-5 80.0% 2nd half: 7-12 58.3% OT: 8-9 88.9% Game: 19-26 73.1%

Officials: Bo Boroski, Larry Sciotto, Paul Szelc  
Technical fouls: Florida State-None. Iowa-None.  
Attendance: 11247  
Big Ten/ACC Challenge

Score by periods	1st	2nd	OT	Total
Florida State	32	31	12	75
Iowa	31	32	15	78

Points	In Paint	Off T/O	2nd Chance	Fast Break	Bench
FSU	46	10	13	13	14
IOWA	30	19	6	10	8

Last FG - FSU OT-00:03, IOWA OT-00:26.  
Largest lead - FSU by 9 1st-11:55, IOWA by 5 2nd-13:46.  
FSU led for 21:03. IOWA led for 17:40. Game was tied for 06:17.

Score tied - 9 times.  
Lead changed - 21 times.

## Game 6 - Iowa 84, #20 Wichita State 61

### Official Basketball Box Score -- Game Totals -- Final Statistics

#### WICHITA STATE vs Iowa

11/29/15 10 a.m. at HP Field House (Lake Buena Vista, Fla.)

#### WICHITA STATE 61 • 2-4

#	Player	Total		3-Ptr		Rebounds			PF	TP	A TO		Blk	Stl	Min
		FG-FGA	FT-FTA	FG-FGA	FT-FTA	Off	Def	Tot							
00	KELLY, Rashard	r	0-4	0-0	0-0	2	1	3	0	0	0	1	0	0	11
32	McDUFFIE, Markis	r	3-10	1-4	2-2	1	0	1	1	9	2	1	0	1	26
21	WAMUKOTA, Bush	c	1-1	0-0	0-0	1	1	2	5	2	0	0	0	0	9
03	WESSEL, Evan	g	1-4	0-3	0-1	0	1	1	1	2	0	0	0	0	23
31	BAKER, Ron	g	2-9	1-4	2-2	0	3	3	2	6	4	4	0	0	36
01	BROWN, Zach		3-5	1-3	3-6	2	0	2	3	10	3	1	1	2	22
10	TAYLOR II, Ty		2-8	2-4	0-0	0	3	3	2	6	0	1	0	0	12
14	SIMON, John Robert		0-2	0-1	0-0	1	0	1	0	0	1	0	0	1	11
20	NURGER, Rauno		0-2	0-1	0-0	0	1	1	0	0	0	1	0	0	9
14	MORRIS, Shaquille		4-7	0-0	3-3	3	0	3	3	11	0	1	0	2	24
25	HAMILTON, Eric		5-7	1-2	3-3	2	3	5	0	14	1	1	0	0	17
Team						2	3	5							
Totals			21-59	6-22	13-17	14	16	30	17	61	11	11	1	6	200

FG % 1st Half: 8-25 32.0% 2nd half: 13-34 38.2% Game: 21-59 35.6% Deadball Rebounds 1  
3FG % 1st Half: 3-9 33.3% 2nd half: 3-13 23.1% Game: 13-17 76.5%  
FT % 1st Half: 2-3 66.7% 2nd half: 11-14 78.6% Game: 13-17 76.5%

#### Iowa 84 • 4-2

#	Player		Total		3-Ptr		Rebounds			PF	TP	A	TO	Blk	Stl	Min
			FG-FGA	FG-FGA	FT-FTA	Off	Def	Tot								
20	Uthoff, Jarrod	f	9-15	2-5	2-2	1	6	7	1	22	1	1	5	2	37	
34	Woodbury, Adam	c	4-7	0-0	7-10	5	2	7	2	15	2	3	0	0	33	
05	Clemmons, Anthony	g	2-6	1-1	0-0	0	1	1	1	5	3	1	0	1	21	
10	Gesell, Mike	g	4-7	1-2	5-6	0	5	5	1	14	9	3	0	0	37	
14	Jok, Peter	g	3-9	0-4	6-6	2	4	6	3	12	0	1	0	0	19	
00	Wagner, Ahmad		0-0	0-0	0-0	0	0	0	0	1	0	0	0	0	2	
01	Jones, Dale		1-2	1-2	0-0	0	0	0	1	3	0	0	0	0	7	
11	Williams, Christian		0-0	0-0	0-0	0	0	0	0	0	0	0	0	0	0+	
24	Ellingson, Brady		2-2	1-1	0-0	0	2	2	3	5	0	0	0	0	11	
25	Uhl, Dom		0-0	0-0	0-0	0	0	0	3	0	1	1	0	0	9	
51	Baer, Nicholas		3-4	2-3	0-0	1	1	2	2	8	0	1	0	1	24	
	Team					2	6	8				1				
	Totals		28-52	8-18	20-24	11	27	38	18	84	16	12	5	4	200	

## Game 9 - Iowa 90, Western Illinois 56

Official Basketball Box Score -- Game Totals -- Final Statistics  
Western Illinois vs Iowa  
12/07/15 6 p.m. at Carver-Hawkeye Arena - Iowa City, IA

### Western Illinois 56 • 6-2

#	Player	Total		3-Ptr		Rebounds			PF	TP	A	TO	Blk	Stl	Min
		FG-FGA	FG-FGA	FT-FTA	FT-FTA	Off	Def	Tot							
32	Tate Stensgaard	f	5-7	0-0	1-3	4	1	5	4	11	0	2	0	0	22
52	Brandon Gilbeck	c	0-4	0-0	0-0	0	5	5	0	1	2	1	0	0	21
01	Jabari Sandifer	g	2-5	0-1	2-2	0	2	2	2	6	8	1	0	3	26
14	J.C. Fuller	g	2-11	1-7	0-0	1	1	2	1	5	1	5	0	0	23
31	Garret Covington	g	4-14	3-8	1-2	0	3	3	0	12	0	2	0	2	34
10	Jamie Batish	g	1-4	1-4	0-0	0	3	3	0	3	0	0	0	0	15
11	De'Angelo Bruster	g	0-1	0-0	0-0	1	0	1	0	0	1	2	0	0	7
15	Dalan Ancrum	g	3-4	0-0	0-0	2	0	2	0	6	0	0	0	0	10
22	Jalen Morgan	g	2-5	0-0	0-0	1	1	2	3	4	0	0	0	0	14
24	James Claar	g	1-2	0-0	0-0	1	1	2	0	2	0	1	0	0	5
30	Mike Mikusak	g	2-6	1-2	0-0	1	4	5	1	5	2	0	0	0	16
33	Jalen Chapman	g	1-3	0-0	0-0	0	2	2	4	2	0	1	1	0	5
44	Jordan Hughes	g	0-0	0-0	0-0	0	1	1	0	0	0	0	0	0	2
Team						0	0	0							
Totals			23-66	6-22	4-7	11	24	35	20	56	13	16	2	5	200

FG % 1st Half: 13-33 39.4% 2nd half: 10-33 30.3% Game: 23-66 34.8%  
3FG % 1st Half: 3-9 33.3% 2nd half: 3-13 23.1% Game: 6-22 27.3%  
FT % 1st Half: 3-4 75.0% 2nd half: 1-3 33.3% Game: 4-7 57.1%

### Iowa 90 • 7-2

#	Player	Total		3-Ptr		Rebounds			PF	TP	A	TO	Blk	Stl	Min
		FG-FGA	FG-FGA	FT-FTA	FT-FTA	Off	Def	Tot							
20	Uthoff, Jarrod	f	10-16	4-5	3-3	3	6	9	0	27	1	0	1	0	23
34	Woodbury, Adam	c	4-6	0-0	2-2	3	1	4	1	10	1	1	0	1	18
05	Clemmons, Anthony	g	3-7	1-2	2-2	0	2	2	2	9	6	1	1	3	29
10	Gesell, Mike	g	1-3	0-0	0-1	1	3	4	1	2	7	4	1	1	22
14	Jok, Peter	g	4-7	1-3	0-0	0	3	3	3	9	1	2	0	2	15
00	Wagner, Ahmad	g	1-1	0-0	0-0	0	2	2	1	2	0	1	0	1	10
02	Fleming, Andrew	g	2-5	1-2	0-0	0	0	0	0	5	2	0	0	0	14
03	Soukup, Michael	g	0-1	0-1	0-0	0	0	0	0	0	0	0	0	0	4
11	Williams, Christian	g	0-1	0-0	0-0	1	0	1	0	0	0	0	0	0	7
13	Soukup, Steven	g	0-1	0-1	0-0	0	1	1	0	0	0	0	0	0	4
23	Ukah, Okey	g	1-3	0-0	0-2	1	0	1	1	2	0	0	0	1	5
24	Ellingson, Brady	g	2-4	1-3	2-3	0	3	3	1	7	1	1	0	0	17
25	Uhl, Dom	g	4-8	2-4	5-6	1	3	4	1	15	0	0	3	1	19
51	Baer, Nicholas	g	1-3	0-2	0-0	0	5	5	0	2	1	1	0	0	13
Team						2	4	6							
Totals			33-66	10-23	14-19	12	33	45	11	90	20	11	6	10	200

FG % 1st Half: 21-36 58.3% 2nd half: 12-30 40.0% Game: 33-66 50.0%  
3FG % 1st Half: 6-13 46.2% 2nd half: 4-10 40.0% Game: 10-23 43.5%  
FT % 1st Half: 5-8 62.5% 2nd half: 9-11 81.8% Game: 14-19 73.7%

Officials: Ray Perone, Brian Dorsey, Rob Riley  
Technical fouls: Western Illinois-None. Iowa-None.  
Attendance: 11395  
Fouled Out - Western Illinois: Gilbeck (04:34)

Score by periods	1st	2nd	Total
Western Illinois	32	24	56
Iowa	53	37	90

Last FG - WIU 2nd-00:52, Iowa 2nd-00:20.  
Largest lead - WIU None, Iowa by 39 2nd-04:08.  
WIU led for 00:00. Iowa led for 39:53. Game was tied for 00:07.

## Game 11 - Iowa 70, Drake 64

Official Basketball Box Score -- Game Totals -- Final Statistics  
Drake vs Iowa  
12-19-15 3:31 p.m. at Wells Fargo Arena - Des Moines, Iowa

### Drake 64 • 4-7

#	Player	Total		3-Ptr		Rebounds			PF	TP	A	TO	Blk	Stl	Min
		FG-FGA	FG-FGA	FT-FTA	FT-FTA	Off	Def	Tot							
03	Woodward, Graham	*	1-9	1-5	0-0	1	3	4	1	3	1	2	0	0	28
01	Enevoold, Jacob	*	1-2	0-0	0-0	3	1	4	0	2	0	0	1	0	15
12	Timmer, Reed	*	11-21	3-8	0-1	2	4	6	1	25	5	0	0	0	36
23	Arogundade, Ore	*	3-5	2-3	1-1	0	3	3	2	9	0	0	0	0	30
31	Abrahamson, Kale	*	4-11	3-6	3-4	2	5	7	3	14	2	0	0	0	29
00	Rivers, C.J.	g	0-1	0-1	0-0	0	1	1	1	0	2	0	0	0	9
01	Madison, Karl	g	0-1	0-0	0-0	0	0	0	1	0	0	3	0	0	4
02	Wampler, Billy	g	2-5	1-2	0-0	0	1	1	1	5	2	2	1	0	13
22	Schlatter, Casey	g	1-2	1-1	0-0	1	2	3	1	3	0	0	0	0	13
35	McGlynn, Nick	g	0-2	0-0	1-2	0	2	2	1	1	1	0	0	0	12
44	Olejniczak, Dominik	g	1-1	0-0	0-0	0	1	1	0	2	1	0	1	0	11
Team						6	1	7							
Totals			24-60	11-26	5-8	15	24	39	12	64	14	11	3	0	200

FG % 1st Half: 11-30 36.7% 2nd half: 13-30 43.3% Game: 24-60 40.0%  
3FG % 1st Half: 6-14 42.9% 2nd half: 5-12 41.7% Game: 11-26 42.3%  
FT % 1st Half: 2-3 66.7% 2nd half: 3-5 60.0% Game: 5-8 62.5%

### Iowa 70 • 8-3

#	Player	Total		3-Ptr		Rebounds			PF	TP	A	TO	Blk	Stl	Min
		FG-FGA	FG-FGA	FT-FTA	FT-FTA	Off	Def	Tot							
05	Clemmons, Anthony	*	4-9	1-5	1-2	0	2	2	0	10	1	0	1	0	27
10	Gesell, Mike	*	7-8	2-2	1-2	0	3	3	0	17	4	0	1	0	34
14	Jok, Peter	*	2-10	0-4	0-0	0	2	2	2	4	2	0	0	0	23
20	Uthoff, Jarrod	*	4-8	0-2	2-2	0	3	3	3	10	0	1	5	0	21
34	Woodbury, Adam	*	2-5	0-0	0-0	1	0	1	1	4	1	1	0	1	12
00	Wagner, Ahmad	*	0-0	0-0	0-0	1	1	2	0	0	0	0	1	0	9
24	Ellingson, Brady	*	2-2	1-1	0-0	0	1	1	2	5	0	0	0	1	16
25	Uhl, Dom	*	2-8	1-2	2-2	2	6	8	1	7	2	0	0	1	28
51	Baer, Nicholas	*	5-10	3-5	0-0	3	4	7	3	13	2	0	6	1	30
Team						2	0	2							
Totals			28-60	8-21	6-8	9	22	31	12	70	12	3	14	4	200

FG % 1st Half: 11-28 39.3% 2nd half: 17-32 53.1% Game: 28-60 46.7%  
3FG % 1st Half: 3-11 27.3% 2nd half: 5-10 50.0% Game: 8-21 38.1%  
FT % 1st Half: 5-6 83.3% 2nd half: 1-2 50.0% Game: 6-8 75.0%

Officials: Kelly Pfeiffer, Bobby Daw, Toby Martinez  
Technical fouls: Drake-None. Iowa-None.  
Attendance: 15424  
Hy-Vee Big Four Classic  
Fouled Out: none

Score by periods	1st	2nd	Total
Drake	30	34	64
Iowa	30	40	70

Last FG - DU 2nd-01:37, Iowa 2nd-00:30.  
Largest lead - DU by 6 1st-18:18, Iowa by 11 2nd-08:51.

## Game 10 - #2 Iowa State 83, Iowa 82

Official Basketball Box Score -- Game Totals -- Final Statistics  
Iowa vs Iowa State  
12-10-15 6:31 p.m. at Hilton Coliseum - Ames, Iowa

### Iowa 82 • 7-3

#	Player	Total		3-Ptr		Rebounds			PF	TP	A	TO	Blk	Stl	Min
		FG-FGA	FG-FGA	FT-FTA	FT-FTA	Off	Def	Tot							
05	Clemmons, Anthony	*	3-6	1-4	0-0	0	4	4	0	7	4	2	1	1	36
10	Gesell, Mike	*	3-10	1-2	2-2	0	2	2	2	9	8	5	0	0	35
14	Jok, Peter	*	7-12	4-7	0-0	0	4	4	2	18	2	0	0	2	29
20	Uthoff, Jarrod	*	12-20	5-8	3-4	3	6	9	3	32	1	1	4	1	37
34	Woodbury, Adam	*	5-9	0-0	2-2	1	4	5	3	12	1	3	1	0	35
24	Ellingson, Brady	*	0-1	0-1	0-0	0	0	0	0	0	2	0	0	0	4
25	Uhl, Dom	*	0-3	0-2	2-2	3	3	6	4	2	0	1	0	0	17
51	Baer, Nicholas	*	1-4	0-3	0-0	1	1	2	0	2	0	0	0	0	7
Team						3	2	5							
Totals			31-65	11-27	9-10	11	26	37	14	82	18	17	6	4	200

FG % 1st Half: 19-32 59.4% 2nd half: 12-33 36.4% Game: 31-65 47.7%  
3FG % 1st Half: 6-16 37.5% 2nd half: 5-11 45.5% Game: 11-27 40.7%  
FT % 1st Half: 5-6 83.3% 2nd half: 4-4 100.0% Game: 9-10 90.0%

### Iowa State 83 • 8-0

#	Player		Total		3-Ptr		Rebounds			PF	TP	A	TO	Blk	Stl	Min
			FG-FGA	FG-FGA	FT-FTA	Off	Def	Tot								
01	McKay, Jameel	*	10-12	0-0	0-0	8	4	12	2	20	2	4	0	2	34	
02	Nader, Abdel	*	1-5	0-2	0-0	1	1	2	2	2	0	1	1	1	13	
11	Morris, Monte	*	8-15	1-5	3-5	1	2	3	2	20	9	1	0	2	38	
15	Mitrou-Long, Naz	*	3-13	0-7	0-1	2	4	6	2	6	1	3	0	1	38	
33	Niang, Georges	*	6-12	2-5	2-3	1	5	6	2	16	5	2	2	2	38	
03	Cooke, Hallice	*	0-3	0-2	0-0	0	1	1	0	0	0	1	0	0	11	
21	Thomas, Matt	*	6-10	6-9	1-2	0	4	4	1	19	0	1	0	2	28	
Team						1	1	2								
Totals			34-70	9-30	6-11	14	22	36	11	83	17	13	3	10	200	



## Game 13 - Iowa 83, #1 Michigan State 70

Official Basketball Box Score -- Game Totals -- Final Statistics  
Michigan State vs Iowa  
12/29/15 8:05 p.m. at Carver-Hawkeye Arena - Iowa City, IA

### Michigan State 70 • 13-1, 0-1

#	Player		Total		3-Ptr		Rebounds			PF	TP	A	TO	Blk	Stl	Min
			FG-FGA	FG-FGA	FT-FTA	Off	Def	Total								
10	Costello, Matt	f	6-8	0-0	5-6	3	4	7	2	17	2	2	1	0	3	23
15	Clark Jr., Marvin	f	3-7	1-3	0-1	3	3	6	0	7	1	1	0	3	14	
05	Forbes, Bryn	g	1-5	0-3	1-2	0	3	3	4	3	1	2	0	1	28	
11	Nairn Jr., Lourawls	g	2-6	0-0	0-1	0	1	1	4	4	3	3	0	0	24	
14	Harris, Eron	g	7-15	1-2	6-7	4	1	5	5	21	0	1	0	1	22	
00	Ahrens, Kyle		0-1	0-1	0-0	0	0	0	2	0	1	0	0	0	2	
02	Bess, Javon		1-6	0-0	0-0	3	0	3	0	2	0	1	0	0	11	
03	Ellis III, Alvin		1-6	1-4	0-0	0	1	1	4	3	1	2	0	0	17	
20	McQuaid, Matt		0-1	0-0	0-1	1	0	1	1	0	1	2	0	2	16	
23	Davis, Deyonta		3-4	0-0	0-0	1	1	2	0	6	0	0	3	0	11	
25	Goins, Kenny		3-3	0-0	0-0	1	4	5	1	6	0	0	1	0	13	
30	Van Dyk, Matt		0-1	0-0	0-0	0	0	0	2	0	0	0	0	0	2	
34	Schilling, Gavin		0-1	0-0	1-2	1	2	3	1	1	0	1	0	0	11	
41	Wollenman, Colby		0-0	0-0	0-0	0	1	1	1	0	1	0	0	0	6	
Team						2	1	3				1				
Totals			27-64	3-13	13-20	19	22	41	27	70	11	16	5	7	200	
FG % 1st Half: 10-26 38.5% 2nd half: 17-38 44.7% Game: 27-64 42.2%																
3FG % 1st Half: 0-5 0.0% 2nd half: 3-8 37.5% Game: 3-13 23.1%																
FT % 1st Half: 3-5 60.0% 2nd half: 10-15 66.7% Game: 13-20 65.0%																
Deadball Rebounds 2																

### Iowa 83 • 10-3, 1-0

#	Player		Total		3-Ptr		Rebounds			PF	TP	A To Blk Stl			Min	
			FG-FGA	FG-FGA	FT-FTA	Off	Def	Tot	A			To	Blk	Stl		
14	Jok, Peter	f	5-12	3-5	6-8	2	1	3	4	19	4	1	0	3	29	
20	Uthoff, Jarrod	f	4-11	1-3	1-1	1	4	5	4	10	1	8	6	0	26	
34	Woodbury, Adam	c	4-6	0-0	0-0	2	3	5	4	8	0	0	0	0	22	
05	Clemmons, Anthony	g	1-3	0-1	0-3	0	1	1	3	2	5	1	0	1	28	
10	Gesell, Mike	g	7-10	0-0	11-13	0	3	3	3	25	3	1	0	2	33	
00	Wagner, Ahmad		0-2	0-0	1-2	0	1	1	0	1	0	0	2	0	12	
24	Ellingson, Brady		0-0	0-0	0-0	0	1	1	0	0	0	1	0	0	8	
25	Uhl, Dom		2-5	1-1	2-2	1	2	3	0	7	1	0	1	1	21	
51	Baer, Nicholas		4-7	1-3	2-2	2	3	5	2	11	1	0	2	1	21	
Team						4	4	8								
Totals				27-56	6-13	23-31	12	23	35	20	83	15	12	11	8	200
FG % 1st Half: 13-34 38.2% 2nd half: 14-22 63.6% Game: 27-56 48.2%																
3FG % 1st Half: 4-9 44.4% 2nd half: 2-4 50.0% Game: 6-13 46.2%																
FT % 1st Half: 7-12 58.3% 2nd half: 16-19 84.2% Game: 23-31 74.2%																
Deadball Rebounds 3																

Officials: Gene Steratore, D.J. Carstensen, Larry Sciotto  
Technical fouls: Michigan State-None. Iowa-None.  
Attendance: 15400  
Fouled Out - Michigan State: Harris (00:37)

Score by periods	1st	2nd	Total
Michigan State	23	47	70
Iowa	37	46	83

Last FG - MSU 2nd-00:56, IOWA 2nd-03:18.  
Largest lead - MSU None, IOWA by 19 2nd-01:59.  
MSU led for 00:00. IOWA led for 39:16. Game was tied for 00:44.

Score tied - 0 times.  
Lead changed - 0 times.

## Game 14 - Iowa 70, #14 Purdue 63

Official Basketball Box Score -- Game Totals -- Final Statistics  
Iowa vs Purdue  
01/02/16 6:00 PM at West Lafayette, Ind. | Mackey Arena

### Iowa 70 • 11-3, 2-0

#	Player		Total		3-Ptr		Rebounds			PF	TP	A TO Blk Stl				Min
			FG-FGA	FG-FGA	FT-FTA	Off	Def	Tot								
20	Uthoff, Jarrod	f	7-16	1-3	10-14	0	4	4	3	25	2	0	5	2	38	
34	Woodbury, Adam	c	3-7	0-0	0-0	3	4	7	1	6	0	2	0	1	25	
05	Clemmons, Anthony	g	3-9	2-4	0-0	0	1	1	3	8	3	1	0	4	30	
10	Gesell, Mike	g	2-5	1-2	2-4	1	6	7	4	7	7	1	1	1	33	
14	Jok, Peter	g	5-13	0-6	1-2	3	6	9	3	11	2	0	0	2	32	
00	Wagner, Ahmad		0-0	0-0	0-0	0	0	0	0	0	0	1	0	0	3	
24	Ellingson, Brady		0-0	0-0	0-0	0	0	0	1	0	0	1	0	0	8	
25	Uhl, Dom		2-5	2-3	0-0	0	0	0	1	6	0	0	1	0	15	
51	Baer, Nicholas		3-3	1-1	0-0	2	2	4	0	7	0	2	2	0	16	
Team						2	3	5				1				
Totals			25-58	7-19	13-20	11	26	37	16	70	14	9	9	10	200	
FG % 1st Half: 7-30 23.3% 2nd half: 18-28 64.3% Game: 25-58 43.1%																
3FG % 1st Half: 1-10 10.0% 2nd half: 6-9 66.7% Game: 7-19 36.8%																
FT % 1st Half: 5-7 71.4% 2nd half: 8-13 61.5% Game: 13-20 65.0%																
Deadball Rebounds 4,1																

### Purdue 63 • 13-2, 1-1

#	Player		Total		3-Ptr		Rebounds			PF	TP	A TO Blk Stl				Min
			FG-FGA	FG-FGA	FT-FTA	Off	Def	Tot	Off			Def	Tot	A	TO	
12	Edwards, Vince	f	2-3	1-1	2-2	1	4	5	3	7	3	1	1	0	20	
50	Swanigan, Caleb	f	3-10	0-0	2-2	3	2	5	2	6	2	3	0	0	22	
44	Haas, Isaac	c	3-4	0-0	0-0	3	3	6	1	6	0	1	1	0	15	
03	Thompson, P.J.	g	0-4	0-2	1-2	1	3	4	0	1	3	2	0	0	23	
35	Davis, Rapheal	g	1-7	1-5	1-2	1	0	1	2	4	0	4	1	1	28	
01	Hill, Johnny		1-6	0-1	2-2	2	0	2	3	4	2	0	0	0	17	
14	Cline, Ryan		1-2	1-2	0-0	0	0	0	1	3	1	0	0	0	7	
20	Hammons, A.J.		5-6	0-0	1-2	1	6	7	4	11	2	1	1	0	25	
21	Stephens, Kendall		4-9	2-6	2-3	0	0	0	0	12	1	0	0	1	13	
31	Mathias, Dakota		3-8	3-8	0-0	0	5	5	2	9	3	2	1	2	30	
Team						1	2	3								
Totals				23-59	8-25	9-15	13	25	38	18	63	17	14	5	4	200
FG % 1st Half: 15-33			45.5%	2nd half: 8-26	30.8%	Game: 23-59			39.0%							Deadball Rebounds
3FG % 1st Half: 7-14			50.0%	2nd half: 1-11	9.1%	Game: 8-25			32.0%							
FT % 1st Half: 0-0			0.0%	2nd half: 9-15	60.0%	Game: 9-15			60.0%							

Officials: Bo Boroski, Paul Szelc, Earl Walton  
Technical fouls: Iowa-None. Purdue-None.  
Attendance: 14846

Score by periods	1st	2nd	Total
Iowa	20	50	70
Purdue	37	26	63

Last FG - IOWA 2nd-01:11, PURDUE 2nd-02:09.  
Largest lead - IOWA by 8 2nd-00:21, PURDUE by 19 1st-02:21.  
IOWA led for 14:10. PURDUE led for 23:12. Game was tied for 02:25.

Score tied - 2 times.  
Lead changed - 4 times.

## Game 16 - Iowa 76, #4 Michigan State 59

Official Basketball Box Score -- Game Totals -- Final Statistics  
Iowa vs Michigan State  
1/14/16 7:01 pm at East Lansing, Mich. // Breslin Center

### Iowa 76 • 13-3, 4-0 B1G

#	Player		Total		3-Ptr		Rebounds			PF	TP	A TO Blk Stl				Min
			FG-FGA	FG-FGA	FT-FTA	Off	Def	Tot	A			TO	Blk	Stl		
20	Uthoff, Jarrod	f	5-18	3-8	2-2	3	7	10	1	15	0	0	2	1	35	
34	Woodbury, Adam	c	2-6	0-0	0-2	4	4	8	3	4	2	1	1	0	31	
05	Clemmons, Anthony	g	4-8	2-4	3-5	0	3	3	2	13	2	3	0	0	31	
10	Gesell, Mike	g	4-10	0-1	0-1	0	3	3	2	8	6	1	0	0	20	
14	Jok, Peter	g	8-13	3-5	4-4	1	2	3	1	23	1	0	0	2	31	
00	Wagner, Ahmad		0-1	0-0	0-0	1	1	2	2	0	0	1	1	2	4	
11	Williams, Christian		0-0	0-0	0-0	1	0	1	0	0	1	1	0	1	4	
24	Ellingson, Brady		0-1	0-1	0-0	0	0	0	0	0	0	0	0	0	10	
25	Uhl, Dom		4-5	2-2	0-0	3	2	5	3	10	1	1	0	0	17	
51	Baer, Nicholas		1-3	0-1	1-2	0	2	2	2	3	2	1	0	1	17	
Team						0	2	2								
Totals				28-65	10-22	10-16	13	26	39	16	76	15	9	4	7	200
FG % 1st Half: 17-33			51.5%	2nd half: 11-32	34.4%	Game: 28-65			43.1%				Deadball			
3FG % 1st Half: 9-15			60.0%	2nd half: 1-7	14.3%	Game: 10-22			45.5%				Rebounds			
FT % 1st Half: 4-4			100.0	2nd half: 6-12	50.0%	Game: 10-16			62.5%				3			

## Game 17 - Iowa 82, Michigan 71

### Official Basketball Box Score -- Game Totals -- Final Statistics Michigan vs Iowa

01/17/16 3:35 p.m. at Carver-Hawkeye Arena - Iowa City, IA

Michigan 71 • 13-5, 3-2

#	Player	Total		3-Ptr		Rebounds			PF	TP	A	TO	Blk	Stl	Min
		FG	FGA	FG	FGA	FT	FTA	Off	Def	Tot					
21	Irvine, Zak	r	3-8	1-2	4-5	1	7	8	1	11	5	3	0	0	30
22	Robinson, Duncan	r	3-9	2-8	3-3	0	2	2	4	11	2	2	0	0	34
34	Donnal, Mark	r	4-7	0-0	0-0	4	4	8	2	8	3	0	0	0	28
10	Walton Jr., Derrick	g	5-14	3-11	3-4	1	3	4	2	16	6	1	0	0	36
12	Abdur-Rahkman, M-A	g	3-5	1-1	0-0	1	2	3	0	7	4	3	2	0	33
05	Wilson, D.J.		1-3	0-1	0-0	1	0	1	0	2	0	0	0	0	6
11	Dakich, Andrew		0-0	0-0	0-0	0	0	0	1	0	0	0	0	0	3
13	Wagner, Moritz		2-2	0-0	0-0	0	1	1	2	4	0	0	0	0	10
24	Dawkins, Aubrey		4-6	3-5	1-2	0	2	2	1	12	1	1	1	1	18
32	Doyle, Ricky		0-0	0-0	0-0	0	0	0	1	0	0	0	0	0	2
Team						2	2	4							
Totals			25-54	10-28	11-14	10	23	33	14	71	18	13	3	1	200

FG % 1st Half: 13-26 50.0% 2nd half: 12-28 42.9% Game: 25-54 46.3%  
3FG % 1st Half: 2-9 22.2% 2nd half: 8-19 42.1% Game: 10-28 35.7%  
FT % 1st Half: 5-8 62.5% 2nd half: 6-6 100.0% Game: 11-14 78.6%

Deadball  
Rebounds  
2

Iowa 82 • 14-3, 5-0

#	Player	Total		3-Ptr		Rebounds			PF	TP	A	TO	Blk	Stl	Min
		FG	FGA	FG	FGA	FT	FTA	Off	Def	Tot					
20	Uthoff, Jarrod	r	9-20	2-4	3-3	1	3	4	3	23	1	0	1	1	28
34	Woodbury, Adam	c	5-7	0-0	2-2	2	4	6	1	12	2	0	0	1	28
05	Clemmons, Anthony	g	2-6	1-4	0-0	0	1	1	2	5	6	2	1	1	30
10	Gesell, Mike	g	1-4	0-2	2-2	2	3	5	1	4	7	0	1	2	33
14	Jok, Peter	g	6-11	4-6	0-0	0	4	4	3	16	2	1	0	1	28
00	Wagner, Ahmad		2-2	0-0	1-2	0	3	3	2	5	0	0	0	0	11
24	Ellingson, Brady		0-0	0-0	0-0	0	0	0	0	0	0	1	0	0	2
25	Uhl, Dom		4-6	2-2	0-0	1	1	2	0	10	0	0	0	1	20
51	Baer, Nicholas		2-5	1-4	2-2	0	1	1	1	7	1	0	0	1	20
Team						1	0	1							
Totals			31-61	10-22	10-11	7	20	27	13	82	19	4	3	8	200

FG % 1st Half: 16-34 47.1% 2nd half: 15-27 55.6% Game: 31-61 50.8%  
3FG % 1st Half: 3-11 27.3% 2nd half: 7-11 63.6% Game: 10-22 45.5%  
FT % 1st Half: 3-3 100.0% 2nd half: 7-8 87.5% Game: 10-11 90.9%

Deadball  
Rebounds  
1

Officials: Mike Eades, Larry Scrotto, Pat Driscoll  
Technical fouls: Michigan-None. Iowa-None.  
Attendance: 15400

Score by periods	1st	2nd	Total
Michigan	33	38	71
Iowa	38	44	82

	In	Off	2nd	Fast	Bench
Points	Paint	T/O	Chance	Break	
MICH	24	6	12	0	18
IOWA	34	16	8	2	22

Last FG - MICH 2nd-02:56, IOWA 2nd-01:04.  
Largest lead - MICH by 2 2nd-15:24, IOWA by 12 1st-11:23.  
MICH led for 02:20. IOWA led for 35:56. Game was tied for 01:44.

Score tied - 1 time.  
Lead changed - 6 times.

## Game 19 - Iowa 83, #22 Purdue 71

### Official Basketball Box Score -- Game Totals -- Final Statistics Purdue vs Iowa

01/24/16 12:05 p.m. at Carver-Hawkeye Arena - Iowa City, IA

Purdue 71 • 17-4, 5-3

#	Player	Total		3-Ptr		Rebounds			PF	TP	A	TO	Blk	Stl	Min
		FG	FGA	FG	FGA	FT	FTA	Off	Def	Tot					
12	Edwards, Vince	r	8-14	2-2	1-1	1	7	8	3	19	2	2	0	3	33
50	Swanigan, Caleb	f	2-9	0-2	1-1	1	7	8	4	5	2	1	1	0	25
20	Hammons, A.J.	c	3-7	0-0	4-6	3	3	6	2	10	0	3	1	0	25
01	Hill, Johnny	g	2-2	0-0	0-0	1	1	2	1	4	2	3	0	1	14
35	Davis, Rapheal	g	2-7	1-2	1-3	2	2	4	4	6	3	4	0	2	31
03	Thompson, P.J.		6-10	4-7	0-0	2	1	3	4	16	3	1	0	0	27
14	Cline, Ryan		2-9	2-7	0-0	0	3	3	2	6	1	0	0	1	20
31	Mathias, Dakota		2-5	0-3	0-0	0	0	0	2	4	2	2	0	1	17
44	Haas, Isaac		0-1	0-0	1-4	1	1	2	2	1	0	1	0	0	8
Team						3	2	5							
Totals			27-64	9-23	8-15	14	27	41	24	71	15	17	2	8	200

FG % 1st Half: 13-28 46.4% 2nd half: 14-36 38.9% Game: 27-64 42.2%  
3FG % 1st Half: 6-11 54.5% 2nd half: 3-12 25.0% Game: 9-23 39.1%  
FT % 1st Half: 3-4 75.0% 2nd half: 5-11 45.5% Game: 8-15 53.3%

Deadball  
Rebounds  
2

Iowa 83 • 16-3, 7-0

#	Player	Total		3-Ptr		Rebounds			PF	TP	A	TO	Blk	Stl	Min
		FG	FGA	FG	FGA	FT	FTA	Off	Def	Tot					
20	Uthoff, Jarrod	r	7-13	4-5	4-4	0	3	3	2	22	3	0	1	0	34
34	Woodbury, Adam	c	4-6	0-0	5-6	2	8	10	4	13	0	1	0	1	23
05	Clemmons, Anthony	g	2-3	0-1	6-10	0	3	3	1	10	6	1	0	2	31
10	Gesell, Mike	g	1-7	1-2	3-7	0	5	5	2	6	5	5	0	1	32
14	Jok, Peter	g	6-12	1-4	0-1	0	1	1	4	13	0	2	1	3	30
00	Wagner, Ahmad		0-0	0-0	0-0	0	2	2	2	0	0	0	1	0	7
24	Ellingson, Brady		3-5	2-4	0-0	0	1	1	1	8	1	0	0	1	11
25	Uhl, Dom		3-7	2-3	0-0	1	4	5	2	8	2	1	0	0	21
51	Baer, Nicholas		1-1	1-1	0-0	1	0	1	2	3	0	1	1	1	11
Team						1	1	2			1				
Totals			27-54	11-20	18-28	5	28	33	20	83	17	12	4	9	200

FG % 1st Half: 12-29 41.4% 2nd half: 15-25 60.0% Game: 27-54 50.0%  
3FG % 1st Half: 6-12 50.0% 2nd half: 5-8 62.5% Game: 11-20 55.0%  
FT % 1st Half: 3-6 50.0% 2nd half: 15-22 68.2% Game: 18-28 64.3%

Deadball  
Rebounds  
5

Officials: Bo Boroski, Gene Steratore, Mark Whitehead  
Technical fouls: Purdue-None. Iowa-None.  
Attendance: 15400

Score by periods	1st	2nd	Total
Purdue	35	36	71
Iowa	33	50	83

	In	Off	2nd	Fast	Bench
Points	Paint	T/O	Chance	Break	
PURDUE	32	14	9	10	27
IOWA	34	24	5	11	19

Last FG - PURDUE 2nd-00:39, IOWA 2nd-05:10.  
Largest lead - PURDUE by 7 1st-05:29, IOWA by 19 2nd-07:37.  
PURDUE led for 12:00. IOWA led for 25:37. Game was tied for 02:23.

Score tied - 3 times.  
Lead changed - 6 times.

## Game 18 - Iowa 90, Rutgers 76

### Official Basketball Box Score -- Game Totals -- Final Statistics Iowa vs Rutgers

01/21/16 7 p.m. at Piscataway, N.J. (The RAC)

Iowa 90 • 15-3, 6-0

#	Player	Total		3-Ptr		Rebounds			PF	TP	A	TO	Blk	Stl	Min
		FG	FGA	FG	FGA	FT	FTA	Off	Def	Tot					
20	Uthoff, Jarrod	r	6-11	4-6	4-4	1	7	8	0	20	1	1	3	0	34
34	Woodbury, Adam	c	3-5	0-0	6-6	4	7	11	3	12	1	1	2	1	22
05	Clemmons, Anthony	g	8-12	2-6	2-3	0	3	3	2	20	5	0	0	1	34
10	Gesell, Mike	g	0-5	0-1	0-1	0	3	3	1	0	9	3	0	1	33
14	Jok, Peter	g	10-19	5-9	4-5	1	4	5	2	29	1	1	0	3	35
00	Wagner, Ahmad		3-3	0-0	0-0	0	0	0	1	6	0	0	1	0	10
11	Williams, Christian		0-2	0-1	0-0	0	0	0	0	0	0	0	0	0	3
24	Ellingson, Brady		0-0	0-0	0-0	0	0	0	0	0	0	0	0	0	2
25	Uhl, Dom		1-5	0-3	1-2	1	2	3	1	3	1	2	0	0	14
51	Baer, Nicholas		0-3	0-3	0-0	2	0	2	1	0	1	0	0	1	13
Team						3	0	3							
Totals			31-65	11-29	17-21	12	26	38	11	90	19	8	6	7	200

FG % 1st Half: 16-33 48.5% 2nd half: 15-32 46.9% Game: 31-65 47.7%  
3FG % 1st Half: 5-15 33.3% 2nd half: 6-14 42.9% Game: 11-29 37.9%  
FT % 1st Half: 8-10 80.0% 2nd half: 9-11 81.8% Game: 17-21 81.0%

Deadball  
Rebounds  
2

RUTGERS 76 • 6-14, 0-7

#	Player		Total		3-Ptr		Rebounds			PF	TP	A	TO	Blk	Stl	Min
			FG-FGA	FG-FGA	FT-FTA	Off	Def	Tot								
01	Foreman, D.J.	r	3-6	0-0	2-3	4	5	9	4	8	0	0	1	0	29	
35	Lewis, Greg	r	3-7	0-0	1-2	2	2	4	1	7	0	0	1	0	24	
02	Daniels, Bishop	g	3-4	0-1	0-0	1	5	6	2	6	3	5	0	0	21	
03	Sanders, Corey	g	4-16	0-6	4-4	0	4	4	3	12	9	3	0	2	37	
05	Williams, Mike	g	7-15	3-8	0-0	1	0	4	4	2	17	1	1	0	29	
04	Laurent, Jonathan		6-10	0-0	2-2	1	2	3	4	14	1	0	1	1	29	
10	Goode, Justin		1-1	0-0	0-0	0	0	0	1	2	0	2	0	0	4	
31	Grier, Omari		4-5	1-2	1-1	0	2	2	1	10	3	0	1	0	27	
	Team					1	0	1								
Totals			31-64	4-17	10-13	9	24	33	18	76	17	11	4	4	200	



## Game 21 - Iowa 85, Northwestern 71

Official Basketball Box Score -- Game Totals -- Final Statistics  
Northwestern vs Iowa  
01/31/16 2:05 p.m. at Carver-Hawkeye Arena - Iowa City, IA

### Northwestern 71 • 15-8, 3-7

#	Player	Total		3-Ptr		Rebounds			PF	TP	A TO Blk Stl				Min
		FG	FGA	FG	FGA	FT	FTA	Off Def Tot			A	TO	Blk	Stl	
34	Lumpkin, Sanjay	r	0-1	0-0	0-0	1	4	5	3	0	1	2	1	0	16
35	Falzon, Aaron	r	0-8	0-5	0-0	2	4	6	2	0	1	2	0	0	19
22	Olah, Alex	c	0-2	0-0	3-6	2	2	4	2	3	0	0	0	0	11
14	Demps, Tre	c	11-22	6-15	2-3	0	3	3	2	30	4	3	0	3	36
30	McIntosh, Bryant	g	2-6	0-1	0-0	0	2	2	4	6	1	0	0	0	36
01	van Zegeren, Joey		0-1	0-0	0-2	1	2	3	2	0	0	1	0	1	5
05	Pardon, Dererk		3-4	0-0	0-0	1	5	6	3	6	0	1	1	0	22
20	Lindsey, Scottie		5-9	3-4	2-2	0	0	0	4	15	0	2	0	1	26
23	Ash, Jordan		1-2	0-1	0-0	0	0	0	1	2	1	1	0	0	6
32	Taphorn, Nathan		1-3	1-3	0-0	1	1	2	1	3	0	2	0	0	11
44	Skelly, Gavin		3-4	1-1	1-1	3	2	5	5	8	0	0	1	0	12
Team						2	1	3			1				
Totals			26-62	11-30	8-14	13	26	39	27	71	13	16	3	5	200

FG % 1st Half: 9-31 29.0% 2nd half: 17-31 54.8% Game: 26-62 41.9%  
3FG % 1st Half: 5-17 29.4% 2nd half: 6-13 46.2% Game: 11-30 36.7%  
FT % 1st Half: 3-6 50.0% 2nd half: 5-8 62.5% Game: 8-14 57.1%

Deadball  
Rebounds  
2

### Iowa 85 • 17-4, 8-1

#	Player	Total		3-Ptr		Rebounds			PF	TP	A TO Blk Stl				Min
		FG	FGA	FG	FGA	FT	FTA	Off Def Tot			A	TO	Blk	Stl	
20	Uthoff, Jarrod	r	8-16	2-5	5-5	3	3	6	1	23	0	0	3	2	30
34	Woodbury, Adam	c	0-2	0-0	0-0	1	8	9	3	0	1	1	0	0	14
05	Clemmons, Anthony	g	3-7	0-1	3-3	0	2	2	1	9	0	3	0	2	27
10	Gesell, Mike	g	1-6	0-1	2-2	1	3	4	1	4	4	2	0	1	25
14	Jok, Peter	g	6-10	4-7	10-12	0	5	5	1	26	1	0	0	1	22
00	Wagner, Ahmad		2-2	0-0	2-3	2	2	4	2	6	1	0	0	3	15
02	Fleming, Andrew		0-1	0-1	0-0	0	0	0	0	0	0	0	1	0	4
11	Williams, Christian		0-1	0-0	0-0	2	0	2	0	0	0	2	0	0	7
24	Ellingson, Brady		1-3	0-2	0-1	0	0	0	0	2	1	0	0	1	15
25	Uhl, Dom		1-5	0-1	6-10	1	0	1	1	8	2	2	0	1	24
51	Baer, Nicholas		3-6	1-1	0-0	0	1	1	1	7	0	0	0	1	17
Team						3	3	6							
Totals			25-59	7-19	28-36	13	27	40	11	85	10	10	4	12	200

FG % 1st Half: 14-32 43.8% 2nd half: 11-27 40.7% Game: 25-59 42.4%  
3FG % 1st Half: 4-12 33.3% 2nd half: 3-7 42.9% Game: 7-19 36.8%  
FT % 1st Half: 10-11 90.9% 2nd half: 18-25 72.0% Game: 28-36 77.8%

Deadball  
Rebounds  
3

Officials: Brian Dorsey, John Gaffney, Earl Walton  
Technical fouls: Northwestern-Lindsey, Scottie. Iowa-None.  
Attendance: 15400  
Fouled Out - Northwestern: Skelly (00:59)

Score by periods	1st	2nd	Total
Northwestern	26	45	71
Iowa	42	43	85

	In	Off	2nd	Fast	Bench
Points	Paint	T/O	Chance	Break	
NU	28	15	13	6	34
IOWA	28	24	22	4	23

Last FG - NU 2nd-00:47, IOWA 2nd-00:20.  
Largest lead - NU by 4 1st-11:58, IOWA by 29 2nd-06:56.  
NU led for 04:12. IOWA led for 32:18. Game was tied for 03:11.

Score tied - 5 times.  
Lead changed - 4 times.

## Game 22 - Iowa 73, Penn State 49

Official Basketball Box Score -- Game Totals -- Final Statistics  
Penn State vs Iowa  
02/03/16 6 p.m. at Carver-Hawkeye Arena - Iowa City, IA

### Penn State 49 • 11-12, 2-8

#	Player	Total		3-Ptr		Rebounds			PF	TP	A TO Blk Stl				Min
		FG	FGA	FG	FGA	FT	FTA	Off Def Tot			A	TO	Blk	Stl	
00	Banks, Payton	r	1-7	0-4	0-1	1	5	6	1	2	2	2	0	3	28
10	Taylor, Brandon	r	7-20	0-2	1-2	6	5	11	4	15	0	2	1	0	27
44	Moore, Julian	r	3-6	0-0	2-2	2	0	2	4	8	0	1	2	0	23
03	Foster, Devin	g	1-6	0-2	0-0	0	2	2	4	2	2	0	0	0	22
33	Garner, Shep	g	4-12	0-5	0-0	0	5	5	3	8	2	3	1	2	38
01	Zemgulis, Davis		2-6	1-3	1-1	0	1	1	1	6	0	0	0	1	26
05	Jack, Donovan		2-3	0-0	0-0	1	0	1	1	4	0	2	0	0	7
21	Washington, Isaiah		0-6	0-4	1-4	2	0	2	2	1	1	0	0	1	14
32	Dickerson, Jordan		1-3	0-0	1-2	2	3	5	3	3	1	0	2	0	15
Team						3	2	5							
Totals			21-69	1-20	6-12	17	23	40	23	49	8	10	6	7	200

FG % 1st Half: 11-37 29.7% 2nd half: 10-32 31.3% Game: 21-69 30.4%  
3FG % 1st Half: 1-8 12.5% 2nd half: 0-12 0.0% Game: 1-20 5.0%  
FT % 1st Half: 3-3 100.0 2nd half: 3-9 33.3% Game: 6-12 50.0%

### Iowa 73 • 18-4, 9-1

#	Player	Total		3-Ptr		Rebounds			PF	TP	A TO Blk Stl				Min
		FG	FGA	FG	FGA	FT	FTA	Off Def Tot			A	TO	Blk	Stl	
20	Uthoff, Jarrod	r	5-12	1-3	3-4	0	3	3	1	14	0	0	5	0	24
34	Woodbury, Adam	c	1-2	0-0	3-6	2	13	15	2	5	0	2	2	0	22
05	Clemmons, Anthony	g	4-8	0-3	4-4	1	5	6	2	12	4	1	0	1	24
10	Gesell, Mike	g	0-5	0-1	2-2	0	2	2	0	2	2	1	0	2	25
14	Jok, Peter	g	5-9	2-4	0-0	1	1	2	1	12	3	2	0	0	27
00	Wagner, Ahmad		2-2	0-0	4-5	1	4	5	5	8	0	1	1	0	18
02	Fleming, Andrew		0-1	0-0	0-0	0	0	0	0	0	1	1	0	0	4
03	Soukup, Michael		0-0	0-0	0-0	0	0	0	0	0	0	0	0	0	1
11	Williams, Christian		2-2	0-0	0-0	1	0	1	0	4	0	0	0	0	4
13	Soukup, Steven		0-0	0-0	0-0	0	1	1	0	0	0	0	0	0	1
23	Ukah, Okey		0-0	0-0	0-0	0	0	0	0	0	0	0	0	0	2
24	Ellingson, Brady		0-1	0-1	0-0	0	1	1	3	0	1	0	0	0	9
25	Uhl, Dom		3-8	1-2	1-4	3	3	6	2	8	0	1	0	1	20
51	Baer, Nicholas		3-4	2-3	0-1	0	1	1	0	8	1	2	0	1	19
Team						2	0	2							
Totals			25-54	6-17	17-26	11	34	45	16	73	12	11	8	5	200

FG % 1st Half: 15-28 53.6% 2nd half: 10-26 38.5% Game: 25-54 46.3%  
3FG % 1st Half: 4-11 36.4% 2nd half: 2-6 33.3% Game: 6-17 35.3%  
FT % 1st Half: 11-16 68.8% 2nd half: 6-10 60.0% Game: 17-26 65.4%

Officials: Gene Steratore, Bo Boroski, Lewis Garrison  
Technical fouls: Penn State-None. Iowa-None.  
Attendance: 12596  
Fouled Out - Iowa: Wagner (02:25)

Score by periods	1st	2nd	Total
Penn State	26	23	49
Iowa	45	28	73

	In	Off	2nd	Fast	Bench
Points	Paint	T/O	Chance	Break	
PSU	36	5	13	0	14
IOWA	32	8	14	13	28

Last FG - PSU 2nd-00:27, IOWA 2nd-00:43.  
Largest lead - PSU None, IOWA by 28 2nd-08:04.  
PSU led for 00:00. IOWA led for 38:49. Game was tied for 01:11.

Score tied - 1 time.  
Lead changed - 0 times.

## Game 23 - Iowa 77, Illinois 65

Official Basketball Box Score -- Game Totals -- Final Statistics  
Iowa vs Illinois  
02/07/16 12 p.m. at State Farm Center; Champaign, Ill.

### Iowa 77 • 19-4, 10-1

#	Player	Total		3-Ptr		Rebounds			PF	TP	A TO Blk Stl				Min
		FG	FGA	FG	FGA	FT	FTA	Off Def Tot			A	TO	Blk	Stl	
20	Uthoff, Jarrod	r	7-17	1-4	3-4	4	8	12	1	18	2	0	2	0	35
34	Woodbury, Adam	c	5-6	0-0	0-0	5	9	14	1	10	4	2	0	0	30
05	Clemmons, Anthony	g	4-10	2-3	0-2	1	5	6	3	10	2	3	0	4	37
10	Gesell, Mike	g	3-6	0-0	2-2	0	1	1	2	8	1	1	0	1	31
14	Jok, Peter	g	7-18	3-7	6-6	2	3	5	1	23	2	2	0	2	31
00	Wagner, Ahmad		0-0	0-0	2-2	0	1	1	2	2	0	0	0	0	10
24	Ellingson, Brady		0-2	0-2	0-0	0	0	0	0	0	0	0	0	0	4
25	Uhl, Dom		1-4	1-2	0-0	0	2	2	1	3	0	0	0	0	15
51	Baer, Nicholas		1-2	1-2	0-0	0	1	1	1	3	0	0	0	0	7
Team						0	1	1			1				
Totals			28-65	8-20	13-16	12	31	43	12	77	11	9	2	7	200

FG % 1st Half: 13-32 40.6% 2nd half: 15-33 45.5% Game: 28-65 43.1%  
3FG % 1st Half: 4-11 36.4% 2nd half: 4-9 44.4% Game: 8-20 40.0%  
FT % 1st Half: 8-8 100.0 2nd half: 5-8 62.5% Game: 13-16 81.3%

Deadball  
Rebounds  
2

### Illinois 65 • 11-13, 3-8

#	Player		Total		3-Ptr		Rebounds			PF	TP	A TO Blk Stl				Min
			FG	FGA	FG	FGA	FT	FTA	Off			Def	Total	A	TO	
22	Morgan, Maverick	f	5-8	0-0	0-0	1	6	7	0	10	0	2	0	1	27	
03	Lewis, Khalid	g	1-5	0-0	0-0	0	2	2	3	2	3	2	0	2	30	
05	Coleman-Lands, Jalen	g	6-13	5-11	0-0	0	1	1	1	17	0	1	0	0	26	
21	Hill, Malcolm	g	5-9	1-1	3-4	0	8	8	4	14	4	1	0	0	36	
25	Nunn, Kendrick	g	2-13	0-7	2-2	0	3	3	2	6	2	1	0	0	26	
00	Williams, D.J.		4-7	0-0	0-0	2	2	4	1	8	0	2	0	1	15	
01	Tate, Jaylon		0-2	0-1	0-0	0	0	0	2	0	3	0	0	1	10	
23	Jordan, Aaron		1-3	1-3	0-0	0	2	2	0	3	0	1	1	0	9	
43	Finke, Michael		2-6	1-2	0-0	3	1	4	1	5	0	0	0	0	17	
44	Austin, Alex		0-0	0-0	0-0	0	0	0	0	0	0	0	0	1	4	
	Team					1	0	1								
	Totals		26-66	8-25	5-6	7	25	32	14	65	12	10	1	6	200	

## Game 25 - Iowa 75, Minnesota 71

**Official Basketball Box Score -- Game Totals -- Final Statistics**  
**Minnesota vs Iowa**  
**02/14/16 6:35 p.m. at Carver-Hawkeye Arena - Iowa City, IA**

**Minnesota 71 • 6-19, 0-13**

#	Player		Total		3-Ptr		Rebounds			PF	TP	A TO Blk Stl				Min
			FG-FGA	FG-FGA	FT-FTA	Off	Def	Tot								
03	Murphy, Jordan	f	4-9	0-0	3-4	3	3	6	4	11	0	2	0	0	27	
23	Buggs, Charles	f	1-2	0-1	0-0	0	0	3	3	5	2	0	2	0	10	
21	Konate, Bakary	c	2-3	0-0	1-3	2	7	9	4	5	0	1	1	0	30	
01	McBrayer, Dupree	g	3-7	2-2	4-6	1	1	2	1	12	1	0	1	1	31	
02	Mason, Nate	g	7-15	0-4	0-0	0	3	3	2	14	6	1	0	1	34	
04	Dorsey, Kevin		3-7	1-2	2-2	1	2	3	1	9	2	1	1	0	19	
11	Morris, Carlos		0-1	0-0	0-0	0	0	0	0	2	0	0	0	0	4	
24	King, Joey		2-12	1-8	5-5	4	2	6	2	10	1	0	0	0	23	
32	Gilbert, Ahmad		3-9	2-5	0-0	2	2	4	4	8	2	1	0	0	21	
41	Diedhiou, Gaston		0-0	0-0	0-0	0	0	0	1	0	0	0	0	0	1	
Team						1	5	6			1					
Totals				25-65	6-22	15-20	14	28	42	26	71	12	9	3	2	200
FG % 1st Half: 9-31			29.0%	2nd half: 16-34	47.1%	Game: 25-65			38.5%	Deadball Rebounds 3						
3FG % 1st Half: 3-12			25.0%	2nd half: 3-10	30.0%	Game: 6-22			27.3%							
FT % 1st Half: 7-10			70.0%	2nd half: 8-10	80.0%	Game: 15-20			75.0%							

FG % 1st Half: 9-31 29.0% 2nd half: 16-34 47.1% Game: 25-65 38.5%  
 3FG % 1st Half: 3-12 25.0% 2nd half: 3-10 30.0% Game: 6-22 27.3%  
 FT % 1st Half: 7-10 70.0% 2nd half: 8-10 80.0% Game: 15-20 75.0%

**Iowa 75 • 20-5, 11-2**

#	Player		Total			Rebounds			PF	TP	A TO Blk Stl				Min	
			FG-FGA	FG-FGA	FT-FTA	Off	Def	Total								
20	Uthoff, Jarrod	f	8-19	1-7	7-9	2	13	15	3	24	0	3	6	0	37	
34	Woodbury, Adam	c	0-0	0-0	1-2	0	5	5	4	1	1	1	0	0	22	
05	Clemmons, Anthony	g	5-8	0-1	2-3	0	2	2	4	12	2	2	0	0	37	
10	Gesell, Mike	g	1-8	1-2	2-2	0	2	2	2	5	12	0	0	0	32	
14	Jok, Peter	g	8-14	4-8	7-8	0	1	1	2	27	1	2	0	2	34	
00	Wagner, Ahmad		1-1	0-0	0-2	4	3	7	1	2	0	0	0	0	16	
24	Ellingson, Brady		0-1	0-1	0-0	0	0	0	0	0	0	0	0	0	3	
25	Uhl, Dom		1-6	0-0	2-4	0	2	2	2	4	0	0	1	0	10	
51	Baer, Nicholas		0-0	0-0	0-0	3	0	3	3	0	1	0	0	0	9	
Team						1	0	1								
Totals				24-57	6-19	21-30	10	28	38	21	75	17	8	7	2	200
FG % 1st Half: 12-30 40.0% 2nd half: 12-27 44.4% Game: 24-57 42.1% Deadball Rebounds																
3FG % 1st Half: 4-11 36.4% 2nd half: 2-8 25.0% Game: 6-19 31.6%																
FT % 1st Half: 6-6 100.0 2nd half: 15-24 62.5% Game: 21-30 70.0%																

FG % 1st Half: 12-30 40.0% 2nd half: 12-27 44.4% Game: 24-57 42.1%  
 3FG % 1st Half: 4-11 36.4% 2nd half: 2-8 25.0% Game: 6-19 31.6%  
 FT % 1st Half: 6-6 100.0% 2nd half: 15-24 62.5% Game: 21-30 70.0%

Officials: Terry Wymer, Bill Ek, Tim Clougherty  
 Technical fouls: Minnesota-None. Iowa-None.

Attendance: 15400

Fouled Out - Minnesota: Buggs (00:01)

Score by periods	1st	2nd	Total
Minnesota	28	43	71
Iowa	34	41	75

Last FG - MINN 2nd-00:02, IOWA 2nd-01:17.  
 Largest lead - MINN by 4 1st-05:01, IOWA by 10 2nd-15:07.  
 MINN led for 05:45. IOWA led for 29:33. Game was tied for 04:42.

Score tied - 6 times.  
 Lead changed - 4 times.

## Game 27 - Wisconsin 67, Iowa 59

**Official Basketball Box Score -- Game Totals -- Final Statistics**  
**Wisconsin vs Iowa**  
**02/24/16 8:05 p.m. at Carver-Hawkeye Arena - Iowa City, IA**

**Wisconsin 67 • 18-10, 10-5**

#	Player		Total		3-Ptr		Rebounds			PF	TP	A TO Blk Stl			Min
			FG-FGA	FG-FGA	FT-FTA	Off	Def	Tot							
10	Hayes, Nigel	f	3-11	2-5	2-3	1	1	2	2	10	1	2	0	1	38
22	Happ, Ethan	f	2-4	0-0	1-2	2	4	6	4	5	2	3	1	3	28
30	Brown, Vitto	f	3-7	1-4	0-0	1	4	5	4	7	4	3	0	0	29
03	Showalter, Zak	g	3-6	1-3	0-1	1	5	6	3	7	2	0	0	1	19
24	Koenig, Bronson	g	4-6	4-6	3-5	0	0	0	2	15	4	1	0	0	36
11	Hill, Jordan	g	4-8	1-3	0-0	0	2	2	1	9	1	0	0	2	21
15	Thomas, Charlie		2-3	1-1	0-0	2	1	3	1	5	0	0	1	0	7
22	Iverson, Khalil		4-7	0-1	1-1	0	3	3	1	9	3	1	1	1	20
25	Illikainen, Alex		0-0	0-0	0-0	0	0	0	2	0	0	0	1	0	2
Team						1	2	3				1			
Totals			25-52	10-23	7-12	8	22	30	20	67	17	11	4	8	200
FG % 1st Half: 14-27			51.9%	2nd half: 11-25	44.0%	Game: 25-52			48.1%						Deadball Rebounds 1
3FG % 1st Half: 4-9			44.4%	2nd half: 6-14	42.9%	Game: 10-23			43.5%						
FT % 1st Half: 3-4			75.0%	2nd half: 4-8	50.0%	Game: 7-12			58.3%						

FG % 1st Half: 14-27 51.9% 2nd half: 11-25 44.0% Game: 25-52 48.1%  
 3FG % 1st Half: 4-9 44.4% 2nd half: 6-14 42.9% Game: 10-23 43.5%  
 FT % 1st Half: 3-4 75.0% 2nd half: 4-8 50.0% Game: 7-12 58.3%

**Iowa 59 • 20-7, 11-4**

#	Player		Total		3-Ptr		Rebounds			PF	TP	A TO Blk Stl			Min	
			FG-FGA	FG-FGA	FT-FTA	Off	Def	Total								
20	Uthoff, Jarrod	f	3-12	2-9	3-5	2	3	5	4	11	0	1	1	0	23	
34	Woodbury, Adam	c	2-3	0-0	2-4	10	8	18	3	6	2	2	1	1	34	
05	Clemmons, Anthony	g	4-10	0-1	5-8	2	0	2	4	13	2	3	0	0	34	
10	Gesell, Mike	g	2-9	0-1	0-0	0	3	3	0	4	3	1	0	4	33	
14	Jok, Peter	g	5-13	3-5	8-8	1	5	6	2	21	0	3	0	3	29	
00	Wagner, Ahmad		0-1	0-0	0-0	0	0	0	1	0	0	0	0	0	5	
24	Ellingson, Brady		0-1	0-0	0-0	0	0	0	0	0	0	1	0	0	5	
25	Uhl, Dom		1-4	0-1	0-0	2	1	3	2	2	2	3	0	0	21	
51	Baer, Nicholas		1-2	0-1	0-0	1	1	2	1	2	0	0	1	0	16	
Team						2	2	4								
Totals				18-55	5-18	18-25	20	23	43	17	59	9	14	3	8	200
FG % 1st Half: 10-25 40.0% 2nd half: 8-30 26.7% Game: 18-55 32.7% Deadball																
3FG % 1st Half: 4-7 57.1% 2nd half: 1-11 9.1% Game: 5-18 27.8% Rebounds																
FT % 1st Half: 10-12 83.3% 2nd half: 8-13 61.5% Game: 18-25 72.0% 2																

FG % 1st Half: 10-25 40.0% 2nd half: 8-30 26.7% Game: 18-55 32.7%  
 3FG % 1st Half: 4-7 57.1% 2nd half: 1-11 9.1% Game: 5-18 27.8%  
 FT % 1st Half: 10-12 83.3% 2nd half: 8-13 61.5% Game: 18-25 72.0%

Officials: Gene Steratore, Donnie Eppley, Rob Kueneman  
 Technical fouls: Wisconsin-None. Iowa-None.

Attendance: 15400

Score by periods	1st	2nd	Total
Wisconsin	35	32	67
Iowa	34	25	59

Last FG - WIS 2nd-01:15, IOWA 2nd-06:01.  
 Largest lead - WIS by 8 2nd-01:04, IOWA by 6 2nd-18:04.  
 WIS led for 17:48. IOWA led for 17:21. Game was tied for 04:51.

Score tied - 7 times.  
 Lead changed - 11 times.

## Game 26 - Penn State 79, Iowa 75

**Official Basketball Box Score -- Game Totals -- Final Statistics**  
**Iowa vs Penn State**  
**02/17/16 6:30 p.m. at Bryce Jordan Ctr (University Park, Pa.)**

**Iowa 75 • 20-6, 11-3**

#	Player		Total		3-Ptr		Rebounds			PF	TP	A TO Blk Stl				Min
			FG-FGA	FG-FGA	FT-FTA	Off	Def	Tot								
20	Uthoff, Jarrod	f	5-14	2-7	7-10	0	2	2	1	19	0	4	1	1	33	
34	Woodbury, Adam	c	1-2	0-0	4-4	3	7	10	3	6	1	2	0	0	31	
05	Clemmons, Anthony	g	2-5	0-1	2-4	0	2	2	4	6	4	1	0	0	33	
10	Gesell, Mike	g	2-8	1-3	1-2	2	1	3	4	6	4	0	0	2	30	
14	Jok, Peter	g	7-15	4-11	10-11	0	4	4	1	28	1	2	0	1	36	
00	Wagner, Ahmad		0-1	0-0	0-0	0	3	3	0	0	0	1	1	0	11	
11	Williams, Christian		0-0	0-0	0-0	0	0	0	1	0	0	0	0	0	0+	
25	Uhl, Dom		2-3	0-0	0-2	1	3	4	2	4	0	1	0	0	14	
51	Baer, Nicholas		2-3	1-2	1-2	2	1	3	1	6	1	1	0	1	12	
Team						3	0	3				1				
Totals				21-51	8-24	25-35	11	23	34	20	75	11	13	2	5	200
FG % 1st Half: 10-26			38.5%	2nd half: 11-25			44.0%	Game: 21-51			41.2%					Deadball Rebounds
3FG % 1st Half: 2-9			22.2%	2nd half: 6-15			40.0%	Game: 8-24			33.3%					
FT % 1st Half: 9-12			75.0%	2nd half: 16-23			69.6%	Game: 25-35			71.4%					

FG % 1st Half: 10-26 38.5% 2nd half: 11-25 44.0% Game: 21-51 41.2%  
 3FG % 1st Half: 2-9 22.2% 2nd half: 6-15 40.0% Game: 8-24 33.3%  
 FT % 1st Half: 9-12 75.0% 2nd half: 16-23 69.6% Game: 25-35 71.4%

**Penn State 79 • 13-13, 4-9**

#	Player		Total		3-Ptr		Rebounds			PF	TP	A TO Blk Stl				Min
			FG-FGA	FG-FGA	FT-FTA	Off	Def	Tot								
00	Banks, Payton	f	3-12	2-7	0-0	1	3	4	4	8	2	2	0	0	32	
10	Taylor, Brandon	f	5-10	3-5	5-6	3	6	9	4	18	3	1	1	0	33	
32	Dickerson, Jordan	c	2-2	0-0	0-0	4	3	7	4	4	0	3	0	1	18	
23	Reaves, Josh	g	1-6	0-1	0-0	2	0	2	5	2	4	0	1	3	27	
33	Garners, Shep	g	6-10	4-7	2-2	0	1	1	0	18	3	3	0	0	37	
01	Zemgulis, Davis		0-0	0-0	0-0	0	0	0	0	0	0	0	0	0	1	
05	Jack, Donovan		8-9	0-1	3-4	0	5	5	4	19	1	0	2	0	22	
21	Washington, Isaiah		1-7	1-7	6-6	1	4	5	2	9	2	5	1	2	26	
44	Moore, Julian		0-0	0-0	1-4	0	1	1	3	1	0	0	0	0	4	
Team						0	0	0				1				
Totals				26-56	10-28	17-22	11	23	34	26	79	15	15	5	6	200
FG % 1st Half: 15-27			55.6%	2nd half: 11-29			37.9%	Game: 26-56			46.4%					Deadball
3FG % 1st Half: 7-14			50.0%	2nd half: 3-14			21.4%	Game: 10-28			35.7%					Rebounds
FT % 1st Half: 1-3			33.3%	2nd half: 16-19			84.2%	Game: 17-22			77.3%					1

FG % 1st Half: 15-27 55.6% 2nd half: 11-29 37.9% Game: 26-56 46.4%  
 3FG % 1st Half: 7-14 50

## Game 29 - #11 Indiana 81, Iowa 78

Official Basketball Box Score -- Game Totals -- Final Statistics  
Indiana vs Iowa  
03/01/16 8:05 p.m. at Carver-Hawkeye Arena - Iowa City, IA

Indiana 81 • 24-6, 14-3

#	Player		Total			3-Ptr		Rebounds			PF	TP	A TO Blk Stl				Min
			FG-FGA	FG-FGA	FT-FTA	Off	Def	Tot	A	TO			Blk	Stl			
05	Williams, Troy	f	6-11	1-3	2-5	1	6	7	4	15	2	1	0	1	27		
30	Hartman, Collin	f	1-2	0-1	2-2	1	0	1	5	4	3	0	0	1	18		
31	Bryant, Thomas	c	5-6	0-0	2-5	3	7	10	4	12	1	1	0	0	23		
02	Zeisloff, Nick	g	4-5	3-4	0-0	2	2	4	3	11	1	1	0	1	34		
11	Ferrell, Kevin Yogi	g	7-19	4-8	2-4	0	3	3	2	20	5	5	0	1	37		
00	Bielfeldt, Max		3-5	2-3	0-0	2	0	2	2	8	1	3	0	1	16		
03	Anunoby, OG		3-7	0-0	0-2	2	4	6	1	6	0	2	1	0	24		
13	Morgan, Juwan		1-3	1-2	2-2	0	5	5	3	5	0	0	1	0	14		
15	Niego, Harrison		0-1	0-1	0-0	0	0	0	1	0	0	0	0	0	7		
Team						0	1	1									
Totals				30-59	11-22	10-20	11	28	39	25	81	13	13	2	5	200	
FG % 1st Half: 18-30			60.0%	2nd half: 12-29	41.4%	Game: 30-59			50.8%	Deadball Rebounds							
3FG % 1st Half: 8-11			72.7%	2nd half: 3-11	27.3%	Game: 11-22			50.0%								
FT % 1st Half: 3-4			75.0%	2nd half: 7-16	43.8%	Game: 10-20			50.0%								

Iowa 78 • 20-9, 11-6

#	Player		Total			3-Ptr			Rebounds			PF	TP	A	TO	Blk	Stl	Min
			FG-FGA	FG-FGA	FT-FTA	Off	Def	Tot										
20	Uthoff, Jarrod	f	5-17	1-5	7-8	2	6	8	0	18	3	1	2	2			38	
34	Woodbury, Adam	c	1-1	0-0	2-5	7	4	11	3	4	1	2	0	1			22	
05	Clemmons, Anthony	g	5-15	2-5	2-4	0	2	2	4	14	4	1	0	0			31	
10	Gesell, Mike	g	3-5	1-1	0-0	0	1	1	5	7	6	2	0	0			21	
14	Jok, Peter	g	3-11	2-4	0-0	0	2	2	2	8	0	1	0	1			32	
00	Wagner, Ahmad		5-6	0-0	1-3	5	4	9	1	11	0	2	0	0			17	
11	Williams, Christian		2-6	0-1	4-5	3	0	3	1	8	1	0	0	2			12	
25	Uhl, Dom		0-3	0-0	2-2	1	2	3	1	2	0	0	0	0			14	
51	Baer, Nicholas		2-3	2-3	0-0	0	0	0	0	6	1	0	0	0			13	
Team						0	3	3										
Totals				26-67	8-19	18-27	18	24	42	17	78	16	9	2	6		200	
FG % 1st Half: 13-31			41.9%	2nd half: 13-36			36.1%	Game: 26-67			38.8%	Deadball						
3FG % 1st Half: 4-6			66.7%	2nd half: 4-13			30.8%	Game: 8-19			42.1%	Rebounds						
FT % 1st Half: 11-15			73.3%	2nd half: 7-12			58.3%	Game: 18-27			66.7%	4						

Officials: Mike Eades, Mark Whitehead, Tom Eades  
Technical fouls: Indiana-None. Iowa-None.  
Attendance: 15400  
Fouled Out - Indiana: Hartman (03:59); Iowa: Gesell (00:27)

Score by periods	1st	2nd	Total
Indiana	47	34	81
Iowa	41	37	78

Last FG - IND 2nd-00:37, IOWA 2nd-00:09.  
Largest lead - IND by 14 2nd-14:34, IOWA by 5 1st-17:22.  
IND led for 31:22. IOWA led for 04:59. Game was tied for 03:33.

Score tied - 7 times.  
Lead changed - 6 times.

## Game 30 - Iowa 71, Michigan 61

Official Basketball Box Score -- Game Totals -- Final Statistics  
Iowa vs Michigan  
03/05/16 8:00 PM at Crisler Center, Ann Arbor, MI

Iowa 71 • 21-9 (12-6)

#	Player		Total		3-Ptr		Rebounds			PF	TP	A TO Blk Stl				Min
			FG-FGA	FG-FGA	FT-FTA	Off	Def	Tot	A			TO	Blk	Stl		
05	Clemmons, Anthony	*	4-7	2-3	2-4	0	3	3	3	12	2	1	0	0	35	
10	Gesell, Mike	*	3-7	0-2	0-0	0	3	3	2	6	11	1	0	2	33	
14	Jok, Peter	*	4-14	2-10	0-0	1	3	4	2	10	4	4	0	0	33	
20	Uthoff, Jarrod	*	11-19	4-10	3-3	1	6	7	1	29	1	1	3	4	38	
34	Woodbury, Adam	*	4-7	0-0	1-2	1	10	11	2	9	1	0	0	0	29	
00	Wagner, Ahmad		1-1	0-0	0-0	1	1	2	1	2	0	0	0	0	11	
11	Williams, Christian		1-3	0-0	1-1	0	0	0	1	3	0	0	0	0	7	
25	Uhl, Dom		0-2	0-1	0-0	0	0	0	0	0	0	0	0	0	7	
51	Baer, Nicholas		0-2	0-2	0-0	0	2	2	3	0	0	1	0	1	7	
Team						0	3	3								
Totals			28-62	8-28	7-10	4	31	35	15	71	19	8	3	7	200	
FG % 1st Half: 14-35 40.0% 2nd half: 14-27 51.9% Game: 28-62 45.2%																
3FG % 1st Half: 6-19 31.6% 2nd half: 2-9 22.2% Game: 8-28 28.6%																
FT % 1st Half: 2-2 100.0 2nd half: 5-8 62.5% Game: 7-10 70.0%																
Deadball Rebounds 2,1																

Michigan 61 • 20-11 (10-8)

#	Player		Total		3-Ptr		Rebounds			PF	TP	A TO Blk Stl				Min
			FG-FGA	FG-FGA	FT-FTA	Off	Def	Tot	A			TO	Blk	Stl		
34	Donnal, Mark	f	4-10	1-3	0-0	4	6	10	0	9	0	0	0	1	28	
10	Walton Jr., Derrick	g	5-11	4-9	0-0	1	4	5	3	14	6	1	0	0	38	
12	Abdur-Rahkman, M-A	g	4-13	0-6	2-3	0	4	4	3	10	2	1	1	0	36	
21	Irvin, Zak	g	4-13	1-6	2-4	1	7	8	0	11	3	4	0	1	35	
22	Robinson, Duncan	g	2-9	1-6	3-4	3	5	8	4	8	2	3	0	1	28	
03	Chatman, Kameron		2-3	1-2	0-0	0	1	1	0	5	0	1	0	0	8	
05	Wilson, D.J.		0-0	0-0	0-0	0	1	1	0	0	0	0	0	0	1	
11	Dakich, Andrew		0-1	0-1	0-0	0	1	1	0	0	0	0	0	1	2	
24	Dawkins, Aubrey		1-3	0-1	0-0	0	0	0	1	2	0	1	0	0	13	
32	Doyle, Ricky		1-1	0-0	0-1	1	1	2	2	2	0	0	0	0	11	
Team						2	1	3								
Totals				23-64	8-34	7-12	12	31	43	13	61	13	11	1	4	200
FG % 1st Half: 12-30 40.0% 2nd half: 11-34 32.4% Game: 23-64 35.9%																
3FG % 1st Half: 5-19 26.3% 2nd half: 3-15 20.0% Game: 8-34 23.5%																
FT % 1st Half: 1-4 25.0% 2nd half: 6-8 75.0% Game: 7-12 58.3%																
Deadball Rebounds 2																

Officials: Gene Steratore, Bo Boroski, Chris Beaver  
Technical fouls: Iowa-None. Michigan-None.  
Attendance: 12707  
Game Duration 1:49

Score by periods	1st	2nd	Total
Iowa	36	35	71
Michigan	30	31	61

Last FG - IOWA 2nd-01:22, MICH 2nd-00:54.  
Largest lead - IOWA by 15 2nd-10:13, MICH by 3 1st-19:43.  
IOWA led for 39:01. MICH led for 00:40. Game was tied for 00:17.

Score tied - 0 times.  
Lead changed - 1 time.

## Game 31 - Illinois 68, Iowa 66

Official Basketball Box Score -- Game Totals -- Final Statistics  
Illinois vs Iowa  
03/10/16 2:55 p.m. at Bankers Life Fieldhouse-Indianapolis, IN

Illinois 68 • 15-18

#	Player		Total		3-Ptr		Rebounds			PF	TP	A TO Blk Stl			Min
			FG-FGA	FG-FGA	FT-FTA	Off	Def	Tot	A			TO	Blk	Stl	
03	Lewis, Khalid	*	3-6	1-1	0-0	0	3	3	1	7	4	2	0	1	24
05	Coleman-Lands, Jalen	*	6-14	5-10	0-0	0	3	3	3	17	1	0	2	1	33
21	Hill, Malcolm	*	2-9	0-1	2-2	0	5	5	4	6	5	5	0	3	33
22	Morgan, Maverick	*	5-7	0-0	4-4	4	3	7	2	14	1	2	1	0	30
25	Nunn, Kendrick	*	7-13	2-6	0-0	1	4	5	4	16	4	1	0	3	36
00	Williams, D.J.		0-0	0-0	0-0	0	1	1	0	0	0	0	0	1	3
01	Tate, Jaylon		0-2	0-1	0-0	0	1	1	0	0	2	1	1	0	16
43	Finke, Michael		2-5	2-4	0-0	2	1	3	2	6	3	1	1	0	18
44	Austin, Alex		1-2	0-0	0-0	1	0	1	3	2	0	0	0	0	7
Team						0	1	1				2			
Totals			26-58	10-23	6-6	8	22	30	19	68	20	14	5	9	200
FG % 1st Half: 14-27 51.9% 2nd half: 12-31 38.7% Game: 26-58 44.8%															
3FG % 1st Half: 3-6			50.0%	2nd half: 7-17			41.2%	Game: 10-23			43.5%			Deadball Rebounds 0	
FT % 1st Half: 6-6			100.0	2nd half: 0-0			0.0%	Game: 6-6			100.0				

**IOWA HAWKEYE BASKETBALL**  
**Iowa Combined Team Statistics (as of Mar 06, 2016)**  
**Home games**

<b>RECORD:</b>	<b>OVERALL</b>	<b>HOME</b>	<b>AWAY</b>	<b>NEUTRAL</b>
ALL GAMES	13-2	13-2	0-0	0-0
CONFERENCE	7-2	7-2	0-0	0-0
NON-CONFERENCE	6-0	6-0	0-0	0-0

##	Player	gp-gs	min	avg	Total	3-Point	F-Throw	Rebounds	pf	dq	a	to	blk	stl	pts	avg
					fg-fga	fg%	3fg-fga	3fg%	ft-fa	ft%	off	def	tot	avg		
20	Uthoff, Jarrod	15-15	425	28.3	95-211	.450	27-71	.380	55-64	.859	27	72	99	6.6	28	0
14	Jok, Peter	14-14	357	25.5	71-160	.444	38-78	.487	42-49	.857	6	26	32	2.3	32	0
01	Jones, Dale	2-0	32	16.0	7-13	.538	5-10	.500	0-0	.000	1	10	11	5.5	4	0
05	Clemmons, Anthony	15-15	422	28.1	46-109	.422	6-32	.188	37-56	.661	7	30	37	2.5	29	0
25	Uhl, Dom	15-1	294	19.6	42-97	.433	14-29	.483	24-39	.615	23	47	70	4.7	16	0
10	Gesell, Mike	15-15	428	28.5	30-85	.353	6-17	.353	36-47	.766	6	46	52	3.5	29	1
34	Woodbury, Adam	15-15	339	22.6	35-64	.547	0-0	.000	32-46	.696	44	78	122	8.1	37	0
51	Baer, Nicholas	15-0	229	15.3	32-57	.561	17-32	.531	6-9	.667	10	26	36	2.4	17	0
00	Wagner, Ahmad	15-0	181	12.1	22-30	.733	0-0	.000	17-30	.567	24	35	59	3.9	27	2
24	Ellingson, Brady	14-0	149	10.6	20-43	.465	6-28	.214	7-10	.700	1	9	10	0.7	13	0
02	Fleming, Andrew	7-0	65	9.3	5-18	.278	2-10	.200	5-10	.500	1	6	7	1.0	4	0
11	Williams, Christian	8-0	59	7.4	6-17	.353	1-3	.333	6-8	.750	8	3	11	1.4	3	0
23	Ukah, Okey	6-0	18	3.0	4-7	.571	0-0	.000	0-2	.000	1	1	2	0.3	5	0
03	Soukup, Michael	5-0	14	2.8	1-4	.250	1-3	.333	0-1	.000	0	1	1	0.2	0	0
13	Soukup, Steven	5-0	13	2.6	0-4	.000	0-2	.000	0-0	.000	0	4	4	0.8	1	0
Team											27	27	54		1	
Total.....		15	3025		416-919	.453	123-315	.390	267-371	.720	186	421	607	40.5	245	3
Opponents.....		15	3025		377-946	.399	108-341	.317	151-240	.629	198	383	581	38.7	334	8

<b>TEAM STATISTICS</b>	<b>IOWA</b>	<b>OPP</b>	<b>Date</b>	<b>Opponent</b>	<b>Score</b>	<b>Att.</b>
SCORING	1222	1013	11/13/15	GARDNER-WEBB	w 76-59	14209
Points per game	81.5	67.5	11/15/15	COPPIN STATE	w 103-68	12350
Scoring margin	+13.9	-	12/02/15	FLORIDA STATE	Wot 78-75	11247
FIELD GOALS-ATT	416-919	377-946	12/05/15	UMKC	w 95-75	11763
Field goal pct	.453	.399	12/07/15	WESTERN ILLINOIS	w 90-56	11395
3 POINT FG-ATT	123-315	108-341	12/22/15	TENNESSEE TECH	w 85-63	14432
3-point FG pct	.390	.317	* 12/29/15	MICHIGAN STATE	w 83-70	15400
3-pt FG made per game	8.2	7.2	* 01/05/16	NEBRASKA	w 77-66	11736
FREE THROWS-ATT	267-371	151-240	* 01/17/16	MICHIGAN	w 82-71	15400
Free throw pct	.720	.629	* 01/24/16	PURDUE	w 83-71	15400
F-Throws made per game	17.8	10.1	* 01/31/16	NORTHWESTERN	w 85-71	15400
REBOUNDS	607	581	* 02/03/16	PENN STATE	w 73-49	12596
Rebounds per game	40.5	38.7	* 02/14/16	MINNESOTA	w 75-71	15400
Rebounding margin	+1.7	-	* 02/24/16	WISCONSIN	L 59-67	15400
ASSISTS	251	190	* 03/01/16	INDIANA	L 78-81	15400
Assists per game	16.7	12.7	^ = Advocare Invitational - Orlando, Florida			
TURNOVERS	151	203	# = Hy-Vee Big Four Classic - Des Moines, Iowa			
Turnovers per game	10.1	13.5	* = Conference game			
Turnover margin	+3.5	-				
Assist/turnover ratio	1.7	0.9				
STEALS	108	79				
Steals per game	7.2	5.3				
BLOCKS	83	38				
Blocks per game	5.5	2.5				
ATTENDANCE	207528	0				
Home games-Avg/Game	15-13835	0-0				
Neutral site-Avg/Game	-	0-0				

<b>Score by Periods</b>	<b>1st</b>	<b>2nd</b>	<b>OT</b>	<b>Totals</b>
Iowa	600	607	15	1222
Opponents	450	551	12	1013

**IOWA HAWKEYE BASKETBALL**  
**Iowa Combined Team Statistics (as of Mar 11, 2016)**  
**Away games**

<b>RECORD:</b>	<b>OVERALL</b>	<b>HOME</b>	<b>AWAY</b>	<b>NEUTRAL</b>
ALL GAMES	8-8	0-0	6-5	2-3
CONFERENCE	5-4	0-0	5-4	0-0
NON-CONFERENCE	3-4	0-0	1-1	2-3

#	Player	gp-gs	min	avg	Total		3-Point		F-Throw		Rebounds								a	to	blk	stl	pts	avg
					fg-fga	fg%	3fg-fga	3fg%	ft-fa	ft%	off	def	tot	avg	pf	dq								
20	Uthoff, Jarrod	16-16	541	33.8	110-243	.453	35-87	.402	58-74	.784	20	79	99	6.2	20	0	18	17	37	18	313	19.6		
14	Jok, Peter	16-16	458	28.6	91-210	.433	37-104	.356	46-53	.868	19	48	67	4.2	39	1	29	28	0	16	265	16.6		
10	Gesell, Mike	16-16	499	31.2	58-131	.443	10-25	.400	29-42	.690	9	39	48	3.0	33	0	95	28	2	19	155	9.7		
05	Clemmons, Anthony	16-16	499	31.2	57-127	.449	20-52	.385	11-24	.458	5	38	43	2.7	36	0	57	26	3	19	145	9.1		
34	Woodbury, Adam	16-16	437	27.3	55-98	.561	0-0	.000	28-40	.700	53	90	143	8.9	39	1	16	27	5	8	138	8.6		
25	Uhl, Dom	16-0	244	15.3	23-58	.397	11-25	.440	10-18	.556	14	31	45	2.8	24	0	11	11	2	7	67	4.2		
01	Jones, Dale	4-0	46	11.5	5-17	.294	4-10	.400	0-0	.000	1	6	7	1.8	7	0	1	2	1	1	14	3.5		
51	Baer, Nicholas	16-0	214	13.4	21-51	.412	8-29	.276	4-6	.667	23	20	43	2.7	27	0	7	10	12	9	54	3.4		
24	Ellingson, Brady	12-0	97	8.1	8-18	.444	6-16	.375	0-0	.000	1	7	8	0.7	8	0	4	2	0	2	22	1.8		
02	Fleming, Andrew	3-0	14	4.7	2-3	.667	1-2	.500	0-0	.000	1	1	2	0.7	2	0	3	2	0	0	5	1.7		
00	Wagner, Ahmad	15-0	118	7.9	8-15	.533	0-1	.000	2-5	.400	7	11	18	1.2	21	0	1	6	5	3	18	1.2		
11	Williams, Christian	10-0	31	3.1	1-8	.125	0-1	.000	1-1	1.000	1	3	4	0.4	3	0	3	1	0	1	3	0.3		
23	Ukah, Okey	1-0	2	2.0	0-0	.000	0-0	.000	0-0	.000	0	0	0	0.0	0	0	0	0	0	0	0	0.0		
Team											29	27	56				12							
Total.....		16	3200		439-979	.448	132-352	.375	189-263	.719	183	400	583	36.4	259	2	245	172	67	103	1199	74.9		
Opponents.....		16	3200		411-955	.430	120-394	.305	175-239	.732	177	390	567	35.4	273	5	229	204	54	86	1117	69.8		

<b>TEAM STATISTICS</b>	<b>IOWA</b>	<b>OPP</b>	<b>Date</b>	<b>Opponent</b>	<b>Score</b>	<b>Att.</b>
SCORING	1199	1117	11/19/15	at Marquette	W 89-61	13297
Points per game	74.9	69.8	^ 11/26/15	vs DAYTON	L 77-82	4871
Scoring margin	+5.1	-	^ 11/27/15	vs NOTRE DAME	L 62-68	4508
FIELD GOALS-ATT	439-979	411-955	^ 11/29/15	vs WICHITA STATE	W 84-61	2031
Field goal pct	.448	.430	12/10/15	at Iowa State	L 82-83	14384
3 POINT FG-ATT	132-352	120-394	# 12/19/15	vs Drake	W 70-64	15424
3-point FG pct	.375	.305	* 01/02/16	at Purdue	W 70-63	14846
3-pt FG made per game	8.3	7.5	* 01/14/16	at Michigan State	W 76-59	14797
FREE THROWS-ATT	189-263	175-239	* 01/21/16	at RUTGERS	W 90-76	4209
Free throw pct	.719	.732	* 01/28/16	at Maryland	L 68-74	17950
F-Throws made per game	11.8	10.9	* 02/07/16	at Illinois	W 77-65	13849
REBOUNDS	583	567	* 02/11/16	at Indiana	L 78-85	17472
Rebounds per game	36.4	35.4	* 02/17/16	at Penn State	L 75-79	6590
Rebounding margin	+1.0	-	* 02/28/16	at Ohio State	L 64-68	15593
ASSISTS	245	229	* 03/05/16	at Michigan	W 71-61	12707
Assists per game	15.3	14.3	% 03/10/16	vs Illinois	L 66-68	15707
TURNOVERS	172	204	^ = Advocare Invitational - Orlando, Florida			
Turnovers per game	10.8	12.8	# = Hy-Vee Big Four Classic - Des Moines, Iowa			
Turnover margin	+2.0	-	* = Conference game			
Assist/turnover ratio	1.4	1.1	% = Big Ten Tournament - Indianapolis, Indiana			
STEALS	103	86				
Steals per game	6.4	5.4				
BLOCKS	67	54				
Blocks per game	4.2	3.4				
ATTENDANCE	0	172528				
Home games-Avg/Game	0-0	11-13245				
Neutral site-Avg/Game	-	5-5367				

<b>Score by Periods</b>	<b>1st</b>	<b>2nd</b>	<b>Totals</b>
Iowa	588	611	1199
Opponents	545	572	1117

**IOWA HAWKEYE BASKETBALL**  
**Iowa Combined Team Statistics (as of Mar 06, 2016)**  
**Games won**

<b>RECORD:</b>	<b>OVERALL</b>	<b>HOME</b>	<b>AWAY</b>	<b>NEUTRAL</b>
ALL GAMES	21-0	13-0	6-0	2-0
CONFERENCE	12-0	7-0	5-0	0-0
NON-CONFERENCE	9-0	6-0	1-0	2-0

##	Player	gp-gs	min	avg	Total	3-Point	F-Throw	Rebounds	pf	dq	a	to	blk	stl	pts	avg
					fg-fga	fg%	3fg-fga	3fg%	ft-fa	ft%	off	def	tot	avg		
20	Uthoff, Jarrod	21-21	627	29.9	142-297	.478	41-98	.418	72-84	.857	33	108	141	6.7	35	0
14	Jok, Peter	20-20	518	25.9	109-244	.447	50-120	.417	57-66	.864	15	46	61	3.1	45	0
05	Clemmons, Anthony	21-21	600	28.6	71-155	.458	17-55	.309	38-60	.633	7	47	54	2.6	36	0
10	Gesell, Mike	21-21	623	29.7	53-130	.408	10-26	.385	46-63	.730	7	69	76	3.6	37	0
34	Woodbury, Adam	21-21	486	23.1	59-109	.541	0-0	.000	44-59	.746	51	108	159	7.6	45	0
25	Uhl, Dom	21-1	380	18.1	55-123	.447	22-43	.512	25-42	.595	26	57	83	4.0	25	0
01	Jones, Dale	4-0	55	13.8	10-22	.455	7-16	.438	0-0	.000	2	13	15	3.8	7	0
51	Baer, Nicholas	21-0	321	15.3	42-79	.532	22-45	.489	7-11	.636	18	38	56	2.7	30	0
24	Ellingson, Brady	20-0	209	10.5	25-51	.490	9-35	.257	7-10	.700	2	13	15	0.8	20	0
00	Wagner, Ahmad	21-0	219	10.4	22-29	.759	0-0	.000	18-29	.621	23	36	59	2.8	34	2
02	Fleming, Andrew	8-0	73	9.1	6-20	.300	2-11	.182	5-10	.500	2	7	9	1.1	5	0
11	Williams, Christian	12-0	67	5.6	5-16	.313	1-3	.333	3-4	.750	6	4	10	0.8	3	0
23	Ukah, Okey	7-0	20	2.9	4-7	.571	0-0	.000	0-2	.000	1	1	2	0.3	5	0
03	Soukup, Michael	5-0	14	2.8	1-4	.250	1-3	.333	0-1	.000	0	1	1	0.2	0	0
13	Soukup, Steven	5-0	13	2.6	0-4	.000	0-2	.000	0-0	.000	0	4	4	0.8	1	0
Team											34	37	71		5	
Total.....		21	4225		604-1290	.468	182-457	.398	322-441	.730	227	589	816	38.9	328	2
Opponents.....		21	4225		515-1319	.390	143-496	.288	202-306	.660	266	528	794	37.8	414	9

<b>TEAM STATISTICS</b>	<b>IOWA</b>	<b>OPP</b>	<b>Date</b>	<b>Opponent</b>	<b>Score</b>	<b>Att.</b>
SCORING	1712	1375	11/13/15	GARDNER-WEBB	w 76-59	14209
Points per game	81.5	65.5	11/15/15	COPPIN STATE	w 103-68	12350
Scoring margin	+16.0	-	11/19/15	at Marquette	w 89-61	13297
FIELD GOALS-ATT	604-1290	515-1319	^ 11/29/15	vs WICHITA STATE	w 84-61	2031
Field goal pct	.468	.390	12/02/15	FLORIDA STATE	Wot 78-75	11247
3 POINT FG-ATT	182-457	143-496	12/05/15	UMKC	w 95-75	11763
3-point FG pct	.398	.288	12/07/15	WESTERN ILLINOIS	w 90-56	11395
3-pt FG made per game	8.7	6.8	# 12/19/15	vs Drake	w 70-64	15424
FREE THROWS-ATT	322-441	202-306	12/22/15	TENNESSEE TECH	w 85-63	14432
Free throw pct	.730	.660	* 12/29/15	MICHIGAN STATE	w 83-70	15400
F-Throws made per game	15.3	9.6	* 01/02/16	at Purdue	w 70-63	14846
REBOUNDS	816	794	* 01/05/16	NEBRASKA	w 77-66	11736
Rebounds per game	38.9	37.8	* 01/14/16	at Michigan State	w 76-59	14797
Rebounding margin	+1.0	-	* 01/17/16	MICHIGAN	w 82-71	15400
ASSISTS	357	272	* 01/21/16	at RUTGERS	w 90-76	4209
Assists per game	17.0	13.0	* 01/24/16	PURDUE	w 83-71	15400
TURNOVERS	198	282	* 01/31/16	NORTHWESTERN	w 85-71	15400
Turnovers per game	9.4	13.4	* 02/03/16	PENN STATE	w 73-49	12596
Turnover margin	+4.0	-	* 02/07/16	at Illinois	w 77-65	13849
Assist/turnover ratio	1.8	1.0	* 02/14/16	MINNESOTA	w 75-71	15400
STEALS	154	99	* 03/05/16	at Michigan	w 71-61	12707
Steals per game	7.3	4.7				
BLOCKS	123	53				
Blocks per game	5.9	2.5				
ATTENDANCE	176728	91160				
Home games-Avg/Game	13-13594	6-12284				
Neutral site-Avg/Game	-	2-8728				

^ = Advocare Invitational - Orlando, Florida  
# = Hy-Vee Big Four Classic - Des Moines, Iowa  
\* = Conference game

<b>Score by Periods</b>	<b>1st</b>	<b>2nd</b>	<b>OT</b>	<b>Totals</b>
Iowa	829	868	15	1712
Opponents	598	765	12	1375



**IOWA HAWKEYE BASKETBALL**  
**Iowa Combined Team Statistics (as of Mar 11, 2016)**  
**Games lost**

<b>RECORD:</b>	<b>OVERALL</b>	<b>HOME</b>	<b>AWAY</b>	<b>NEUTRAL</b>
ALL GAMES	0-10	0-2	0-5	0-3
CONFERENCE	0-6	0-2	0-4	0-0
NON-CONFERENCE	0-4	0-0	0-1	0-3

#	Player	gp-gs	min	avg	Total		3-Point		F-Throw		Rebounds								a	to	blk	stl	pts	avg
					fg-fga	fg%	3fg-fga	3fg%	ft-fa	ft%	off	def	tot	avg	pf	dq								
20	Uthoff, Jarrod	10-10	339	33.9	63-157	.401	21-60	.350	41-54	.759	14	43	57	5.7	13	0	11	14	14	11	188	18.8		
14	Jok, Peter	10-10	297	29.7	53-126	.421	25-62	.403	31-36	.861	10	28	38	3.8	26	1	14	22	0	10	162	16.2		
10	Gesell, Mike	10-10	304	30.4	35-86	.407	6-16	.375	19-26	.731	8	16	24	2.4	25	1	53	21	0	14	95	9.5		
05	Clemmons, Anthony	10-10	321	32.1	32-81	.395	9-29	.310	10-20	.500	5	21	26	2.6	29	0	38	18	2	6	83	8.3		
34	Woodbury, Adam	10-10	290	29.0	31-53	.585	0-0	.000	16-27	.593	46	60	106	10.6	31	1	6	21	3	5	78	7.8		
25	Uhl, Dom	10-0	158	15.8	10-32	.313	3-11	.273	9-15	.600	11	21	32	3.2	15	0	6	9	1	3	32	3.2		
01	Jones, Dale	2-0	23	11.5	2-8	.250	2-4	.500	0-0	.000	0	3	3	1.5	4	0	1	1	1	1	6	3.0		
51	Baer, Nicholas	10-0	122	12.2	11-29	.379	3-16	.188	3-4	.750	15	8	23	2.3	14	0	3	5	4	4	28	2.8		
00	Wagner, Ahmad	9-0	80	8.9	8-16	.500	0-1	.000	1-6	.167	8	10	18	2.0	14	0	1	4	2	1	17	1.9		
24	Ellingson, Brady	6-0	37	6.2	3-10	.300	3-9	.333	0-0	.000	0	3	3	0.5	1	0	3	2	0	0	9	1.5		
02	Fleming, Andrew	2-0	6	3.0	1-1	1.000	1-1	1.000	0-0	.000	0	0	0	0.0	1	0	0	0	0	0	3	1.5		
11	Williams, Christian	6-0	23	3.8	2-9	.222	0-1	.000	4-5	.800	3	2	5	0.8	3	0	3	0	0	2	8	1.3		
Team											22	17	39	8										
Total.....		10	2000	251-608		.413	73-210	.348	134-193	.694	142	232	374	37.4	176	3	139	125	27	57	709	70.9		
Opponents.....		10	2000	273-582		.469	85-239	.356	124-173	.717	109	245	354	35.4	193	4	147	125	39	66	755	75.5		

<b>TEAM STATISTICS</b>	<b>IOWA</b>	<b>OPP</b>	<b>Date</b>	<b>Opponent</b>	<b>Score</b>	<b>Att.</b>
SCORING	709	755	^	11/26/15	vs DAYTON	L 77-82 4871
Points per game	70.9	75.5	^	11/27/15	vs NOTRE DAME	L 62-68 4508
Scoring margin	-4.6	-		12/10/15	at Iowa State	L 82-83 14384
FIELD GOALS-ATT	251-608	273-582	*	01/28/16	at Maryland	L 68-74 17950
Field goal pct	.413	.469	*	02/11/16	at Indiana	L 78-85 17472
3 POINT FG-ATT	73-210	85-239	*	02/17/16	at Penn State	L 75-79 6590
3-point FG pct	.348	.356	*	02/24/16	WISCONSIN	L 59-67 15400
3-pt FG made per game	7.3	8.5	*	02/28/16	at Ohio State	L 64-68 15593
FREE THROWS-ATT	134-193	124-173	*	03/01/16	INDIANA	L 78-81 15400
Free throw pct	.694	.717	%	03/10/16	vs Illinois	L 66-68 15707
F-Throws made per game	13.4	12.4				
REBOUNDS	374	354				
Rebounds per game	37.4	35.4				
Rebounding margin	+2.0	-				
ASSISTS	139	147				
Assists per game	13.9	14.7				
TURNOVERS	125	125				
Turnovers per game	12.5	12.5				
Turnover margin	+0.0	-				
Assist/turnover ratio	1.1	1.2				
STEALS	57	66				
Steals per game	5.7	6.6				
BLOCKS	27	39				
Blocks per game	2.7	3.9				
ATTENDANCE	30800	97075				
Home games-Avg/Game	2-15400	5-14398				
Neutral site-Avg/Game	-	3-8362				

^ = Advocare Invitational - Orlando, Florida  
# = Hy-Vee Big Four Classic - Des Moines, Iowa  
\* = Conference game  
% = Big Ten Tournament - Indianapolis, Indiana

<b>Score by Periods</b>	<b>1st</b>	<b>2nd</b>	<b>Totals</b>
Iowa	359	350	709
Opponents	397	358	755

**IOWA HAWKEYE BASKETBALL**  
**Iowa Combined Team Statistics (as of Mar 05, 2016)**  
**Conference games**

<b>RECORD:</b>	<b>OVERALL</b>	<b>HOME</b>	<b>AWAY</b>	<b>NEUTRAL</b>
ALL GAMES	12-6	7-2	5-4	0-0
CONFERENCE	12-6	7-2	5-4	0-0
NON-CONFERENCE	0-0	0-0	0-0	0-0

##	Player	gp-gs	min	avg	Total		3-Point		F-Throw		Rebounds				pf	dq	a	to	blk	stl	pts	avg
					fg-fga	fg%	3fg-fga	3fg%	ft-fga	ft%	off	def	tot	avg								
20	Uthoff, Jarrod	18-18	596	33.1	114-278	.410	34-97	.351	83-102	.814	25	94	119	6.6	29	0	20	22	46	18	345	19.2
14	Jok, Peter	18-18	544	30.2	101-228	.443	47-111	.423	63-74	.851	16	47	63	3.5	42	0	26	29	1	27	312	17.3
05	Clemmons, Anthony	18-18	556	30.9	63-139	.453	17-50	.340	32-57	.561	6	40	46	2.6	48	0	58	26	2	18	175	9.7
10	Gesell, Mike	18-18	547	30.4	52-132	.394	7-23	.304	48-64	.750	10	47	57	3.2	39	1	102	29	2	23	159	8.8
34	Woodbury, Adam	18-18	478	26.6	50-87	.575	0-0	.000	32-50	.640	63	117	180	10.0	51	1	17	26	7	8	132	7.3
25	Uhl, Dom	18-0	309	17.2	33-86	.384	15-30	.500	19-37	.514	21	36	57	3.2	23	0	10	15	4	6	100	5.6
51	Baer, Nicholas	18-0	247	13.7	24-50	.480	11-32	.344	8-13	.615	15	18	33	1.8	27	0	10	9	8	11	67	3.7
00	Wagner, Ahmad	18-0	180	10.0	18-28	.643	0-1	.000	11-20	.550	16	27	43	2.4	27	1	2	7	7	6	47	2.6
11	Williams, Christian	8-0	40	5.0	5-15	.333	0-2	.000	5-6	.833	7	0	7	0.9	4	0	2	3	0	3	15	1.9
24	Ellingson, Brady	14-0	91	6.5	5-17	.294	2-13	.154	0-1	.000	0	4	4	0.3	6	0	3	5	0	2	12	0.9
03	Soukup, Michael	1-0	1	1.0	0-0	.000	0-0	.000	0-0	.000	0	0	0	0.0	0	0	0	0	0	0	0	0.0
13	Soukup, Steven	1-0	1	1.0	0-0	.000	0-0	.000	0-0	.000	0	1	1	1.0	0	0	0	0	0	0	0	0.0
23	Ukah, Okey	1-0	2	2.0	0-0	.000	0-0	.000	0-0	.000	0	0	0	0.0	0	0	0	0	0	0	0	0.0
02	Fleming, Andrew	2-0	8	4.0	0-2	.000	0-1	.000	0-0	.000	0	0	0	0.0	0	0	1	1	1	0	0	0.0
Team											33	28	61					6				
Total.....		18	3600		465-1062	.438	133-360	.369	301-424	.710	212	459	671	37.3	296	3	251	178	78	122	1364	75.8
Opponents.....		18	3600		463-1088	.426	130-419	.310	191-284	.673	216	448	664	36.9	376	8	244	227	65	94	1247	69.3

<b>TEAM STATISTICS</b>	<b>IOWA</b>	<b>OPP</b>	<b>Date</b>	<b>Opponent</b>	<b>Score</b>	<b>Att.</b>
SCORING	1364	1247	*	12/29/15	MICHIGAN STATE	w 83-70 15400
Points per game	75.8	69.3	*	01/02/16	at Purdue	w 70-63 14846
Scoring margin	+6.5	-	*	01/05/16	NEBRASKA	w 77-66 11736
FIELD GOALS-ATT	465-1062	463-1088	*	01/14/16	at Michigan State	w 76-59 14797
Field goal pct	.438	.426	*	01/17/16	MICHIGAN	w 82-71 15400
3 POINT FG-ATT	133-360	130-419	*	01/21/16	at RUTGERS	w 90-76 4209
3-point FG pct	.369	.310	*	01/24/16	PURDUE	w 83-71 15400
3-pt FG made per game	7.4	7.2	*	01/28/16	at Maryland	L 68-74 17950
FREE THROWS-ATT	301-424	191-284	*	01/31/16	NORTHWESTERN	w 85-71 15400
Free throw pct	.710	.673	*	02/03/16	PENN STATE	w 73-49 12596
F-Throws made per game	16.7	10.6	*	02/07/16	at Illinois	w 77-65 13849
REBOUNDS	671	664	*	02/11/16	at Indiana	L 78-85 17472
Rebounds per game	37.3	36.9	*	02/14/16	MINNESOTA	w 75-71 15400
Rebounding margin	+0.4	-	*	02/17/16	at Penn State	L 75-79 6590
ASSISTS	251	244	*	02/24/16	WISCONSIN	L 59-67 15400
Assists per game	13.9	13.6	*	02/28/16	at Ohio State	L 64-68 15593
TURNOVERS	178	227	*	03/01/16	INDIANA	L 78-81 15400
Turnovers per game	9.9	12.6	*	03/05/16	at Michigan	w 71-61 12707
Turnover margin	+2.7	-				
Assist/turnover ratio	1.4	1.1				
STEALS	122	94				
Steals per game	6.8	5.2				
BLOCKS	78	65				
Blocks per game	4.3	3.6				
ATTENDANCE	132132	118013				
Home games-Avg/Game	9-14681	9-13113				
Neutral site-Avg/Game	-	0-0				

^ = Advocare Invitational - Orlando, Florida  
# = Hy-Vee Big Four Classic - Des Moines, Iowa  
\* = Conference game

<b>Score by Periods</b>	<b>1st</b>	<b>2nd</b>	<b>Totals</b>
Iowa	655	709	1364
Opponents	592	655	1247

**IOWA HAWKEYE BASKETBALL**  
**Iowa Combined Team Statistics (as of Mar 11, 2016)**  
**All games**

<b>RECORD:</b>	<b>OVERALL</b>	<b>HOME</b>	<b>AWAY</b>	<b>NEUTRAL</b>
ALL GAMES	21-10	13-2	6-5	2-3
CONFERENCE	12-6	7-2	5-4	0-0
NON-CONFERENCE	9-4	6-0	1-1	2-3

##	Player	gp-gs	min	avg	Total		3-Point		F-Throw		Rebounds				pf	dq	a	to	blk	stl	pts	avg
					fg-fga	fg%	3fg-fga	3fg%	ft-fa	ft%	off	def	tot	avg								
20	Uthoff, Jarrod	31-31	966	31.2	205-454	.452	62-158	.392	113-138	.819	47	151	198	6.4	48	0	34	36	83	28	585	18.9
14	Jok, Peter	30-30	815	27.2	162-370	.438	75-182	.412	88-102	.863	25	74	99	3.3	71	1	46	45	1	40	487	16.2
05	Clemmons, Anthony	31-31	921	29.7	103-236	.436	26-84	.310	48-80	.600	12	68	80	2.6	65	0	111	49	6	30	280	9.0
10	Gesell, Mike	31-31	927	29.9	88-216	.407	16-42	.381	65-89	.730	15	85	100	3.2	62	1	194	59	5	43	257	8.3
34	Woodbury, Adam	31-31	776	25.0	90-162	.556	0-0	.000	60-86	.698	97	168	265	8.5	76	1	28	42	9	15	240	7.7
25	Uhl, Dom	31-1	538	17.4	65-155	.419	25-54	.463	34-57	.596	37	78	115	3.7	40	0	26	24	11	13	189	6.1
01	Jones, Dale	6-0	78	13.0	12-30	.400	9-20	.450	0-0	.000	2	16	18	3.0	11	0	3	4	2	1	33	5.5
51	Baer, Nicholas	31-0	443	14.3	53-108	.491	25-61	.410	10-15	.667	33	46	79	2.5	44	0	16	16	19	21	141	4.5
24	Ellingson, Brady	26-0	246	9.5	28-61	.459	12-44	.273	7-10	.700	2	16	18	0.7	21	0	12	11	0	5	75	2.9
00	Wagner, Ahmad	30-0	299	10.0	30-45	.667	0-1	.000	19-35	.543	31	46	77	2.6	48	2	6	11	12	9	79	2.6
02	Fleming, Andrew	10-0	79	7.9	7-21	.333	3-12	.250	5-10	.500	2	7	9	0.9	6	0	11	9	1	0	22	2.2
11	Williams, Christian	18-0	90	5.0	7-25	.280	1-4	.250	7-9	.778	9	6	15	0.8	6	0	6	4	0	4	22	1.2
23	Ukah, Okey	7-0	20	2.9	4-7	.571	0-0	.000	0-2	.000	1	1	2	0.3	5	0	0	0	1	2	8	1.1
03	Soukup, Michael	5-0	14	2.8	1-4	.250	1-3	.333	0-1	.000	0	1	1	0.2	0	0	2	0	0	0	3	0.6
13	Soukup, Steven	5-0	13	2.6	0-4	.000	0-2	.000	0-0	.000	0	4	4	0.8	1	0	1	0	0	0	0	0.0
Team											56	54	110				13					
Total.....		31	6225		855-1898	.450	255-667	.382	456-634	.719	369	821	1190	38.4	504	5	496	323	150	211	2421	78.1
Opponents.....		31	6225		788-1901	.415	228-735	.310	326-479	.681	375	773	1148	37.0	607	13	419	407	92	165	2130	68.7

<b>TEAM STATISTICS</b>	<b>IOWA</b>	<b>OPP</b>	<b>Date</b>	<b>Opponent</b>	<b>Score</b>	<b>Att.</b>
SCORING	2421	2130	11/13/15	GARDNER-WEBB	w 76-59	14209
Points per game	78.1	68.7	11/15/15	COPPIN STATE	w 103-68	12350
Scoring margin	+9.4	-	11/19/15	at Marquette	w 89-61	13297
FIELD GOALS-ATT	855-1898	788-1901	^ 11/26/15	vs DAYTON	L 77-82	4871
Field goal pct	.450	.415	^ 11/27/15	vs NOTRE DAME	L 62-68	4508
3 POINT FG-ATT	255-667	228-735	^ 11/29/15	vs WICHITA STATE	w 84-61	2031
3-point FG pct	.382	.310	12/02/15	FLORIDA STATE	Wot 78-75	11247
3-pt FG made per game	8.2	7.4	12/05/15	UMKC	w 95-75	11763
FREE THROWS-ATT	456-634	326-479	12/07/15	WESTERN ILLINOIS	w 90-56	11395
Free throw pct	.719	.681	12/10/15	at Iowa State	L 82-83	14384
F-Throws made per game	14.7	10.5	# 12/19/15	vs Drake	w 70-64	15424
REBOUNDS	1190	1148	12/22/15	TENNESSEE TECH	w 85-63	14432
Rebounds per game	38.4	37.0	* 12/29/15	MICHIGAN STATE	w 83-70	15400
Rebounding margin	+1.4	-	* 01/02/16	at Purdue	w 70-63	14846
ASSISTS	496	419	* 01/05/16	NEBRASKA	w 77-66	11736
Assists per game	16.0	13.5	* 01/14/16	at Michigan State	w 76-59	14797
TURNOVERS	323	407	* 01/17/16	MICHIGAN	w 82-71	15400
Turnovers per game	10.4	13.1	* 01/21/16	at RUTGERS	w 90-76	4209
Turnover margin	+2.7	-	* 01/24/16	PURDUE	w 83-71	15400
Assist/turnover ratio	1.5	1.0	* 01/28/16	at Maryland	L 68-74	17950
STEALS	211	165	* 01/31/16	NORTHWESTERN	w 85-71	15400
Steals per game	6.8	5.3	* 02/03/16	PENN STATE	w 73-49	12596
BLOCKS	150	92	* 02/07/16	at Illinois	w 77-65	13849
Blocks per game	4.8	3.0	* 02/11/16	at Indiana	L 78-85	17472
ATTENDANCE	207528	188235	* 02/14/16	MINNESOTA	w 75-71	15400
Home games-Avg/Game	15-13835	11-13245	* 02/17/16	at Penn State	L 75-79	6590
Neutral site-Avg/Game	-	5-8508	* 02/24/16	WISCONSIN	L 59-67	15400
			* 02/28/16	at Ohio State	L 64-68	15593
			* 03/01/16	INDIANA	L 78-81	15400
			* 03/05/16	at Michigan	w 71-61	12707
			% 03/10/16	vs Illinois	L 66-68	15707
<b>Score by Periods</b>	<b>1st</b>	<b>2nd</b>	<b>OT</b>	<b>Totals</b>		
Iowa	1188	1218	15	2421		
Opponents	995	1123	12	2130		

^ = Advocate Invitational - Orlando, Florida  
# = Hy-Vee Big Four Classic - Des Moines, Iowa  
\* = Conference game  
% = Big Ten Tournament - Indianapolis, Indiana

# 2015-16 IOWA HAWKEYE RADIO/TV ROSTER




**#0**  
**AHMAD WAGNER**  
F, 6-5, 225, Fr.



**#1**  
**DALE JONES**  
F, 6-7, 220, Jr.



**#2**  
**ANDREW FLEMING**  
G, 6-5, 206, Fr.



**#3**  
**MICHAEL SOUKUP**  
G, 6-4, 165, Jr.



**#4**  
**ISAIAH MOSS**  
G, 6-5, 200, Fr.



**#5**  
**ANTHONY CLEMMONS**  
G, 6-2, 200, Sr.



**#10**  
**MIKE GESELL**  
G, 6-2, 190, Sr.



**#11**  
**CHRISTIAN WILLIAMS**  
G, 6-6, 200, Fr.



**#13**  
**STEVEN SOUKUP**  
G, 6-4, 175, Jr.




**#14**  
**PETER JOK**  
G, 6-6, 205, Jr.



**#20**  
**JARROD UTHOFF**  
F, 6-9, 221, Sr.



**#23**  
**OKEY UKAH**  
F, 6-7, 218, Sr.



**#24**  
**BRADY ELLINGSON**  
G, 6-4, 190, RS-Fr.




**#25**  
**DOM UHL**  
F, 6-9, 215, So.



**#30**  
**BRANDON HUTTON**  
F, 6-5, 218, Fr.



**#34**  
**ADAM WOODBURY**  
C, 7-1, 250, Sr.



**#51**  
**NICHOLAS BAER**  
F, 6-7, 200, RS-Fr.



**FRAN MCCAFFERY**  
Head Coach

