

2013-14 IOWA HAWKEYE BASKETBALL GAME NOTES



3 Final Fours
8 Big Ten Championships
2 Big Ten Tournament Titles

GAME 24 // #10/16 MICHIGAN (17-5, 9-1) at #17/13 IOWA (17-6, 6-4)
Saturday, Feb. 8, 2014 • 1:05 p.m. (CT)
Mediacom Court at Carver-Hawkeye Arena (15,400) • Iowa City, Iowa
Radio: Hawkeye Radio Network; Sirius 91 and XM 91
Radio Talent: Gary Dolphin (play-by-play) and Bob Hansen (analyst)
TV: ESPN (WATCHESPN)
Announcers: Bob Wischusen (play-by-play) and Dan Dakich (analyst)
Live Stats / Audio: hawkeyesports.com
Tickets: SOLD OUT

Iowa Athletic Communications

5300 Carver-Hawkeye Arena, Iowa City, IA 52242
Phone: 319-335-9411 • Fax: 319-335-9417
hawkeyesports.com • hawkeyebasketball.com

MBB CONTACT: MATTHEW WEITZEL

office: 319-335-6590 • **cell:** 319-430-8176
email: mattthew-weitzel@hawkeyesports.com
Twitter: @BigWeitz

2013-14 Schedule / Results 17-6 Overall, 6-4 Big Ten

Nov. 8	UNC Wilmington	W, 82-39
Nov. 10	Nebraska-Omaha	W, 83-75
Nov. 14	Maryland Eastern Shore	W, 109-63
Nov. 17	Abilene Christian	W, 103-41
Nov. 22	Penn	W, 86-55
Nov. 28	vs. Xavier #	W, 77-74 (OT)
Nov. 29	vs. UTEP #	W, 89-53
Nov. 30	vs. Villanova #	L, 83-88 (OT)
Dec. 3	Notre Dame %	W, 98-93
Dec. 7	vs. Drake *	W, 83-66
Dec. 9	Fairleigh Dickinson	W, 92-59
Dec. 13	at #16/17 Iowa State +	L, 82-85
Dec. 22	Arkansas-Pine Bluff	W, 86-61
Dec. 31	Nebraska	W, 67-57
Jan. 5	at #4/5 Wisconsin	L, 71-75
Jan. 9	Northwestern	W, 93-67
Jan. 12	at #3/3 Ohio State	W, 84-74
Jan. 19	Minnesota	W, 94-73
Jan. 22	at #21/25 Michigan	L, 67-75
Jan. 25	at Northwestern	W, 76-50
Jan. 28	#6/7 Michigan State	L, 69-71 (OT)
Feb. 1	at Illinois	W, 81-74
Feb. 4	#25 Ohio State	L, 69-76
Feb. 8	#10/16 Michigan	1:05 p.m.
Feb. 15	at Penn State	Noon
Feb. 18	at Indiana	8 p.m.
Feb. 22	Wisconsin	11 a.m.
Feb. 25	at Minnesota	6 p.m.
Mar. 1/2	Purdue	7:15/3 p.m.
March 6	at Michigan State	8 p.m.
Mar. 8/9	Illinois	7:30/3:30 p.m.
March 14	at Big Ten Tournament	TBD
March 15	at Big Ten Tournament	TBD
March 16	at Big Ten Tournament	TBD
March 17	at Big Ten Tournament	TBD

all times listed are central

-- Battle 4 Atlantis - Nassau, Bahamas
% -- Big Ten / ACC Challenge
+ -- Iowa Corn Cy-Hawk Series
* -- Hy-Vee Big Four Classic - Des Moines, Iowa

Pronunciation Guide

Kirk Speraw	SPEAR-awe
Melsahn Basabe	Bah-SAAB-ee
Mike Gesell	GAH-zelle
Peter Jok	JOCK
Josh Oglesby	Oh-gulls-BEE
Gabriel Olaseni	Oh-lah-SHANE-ee
Okey Okah	Oh-Kay Ooh-kuh
Jarrod Uthoff	YOU-toff



IOWA HAWKEYES

2013-14 Record: 17-6
Big Ten Record: 6-4
Head Coach: Fran McCaffery
Career Record: 322-233 (18th year)
Iowa Record: 71-56 (4th year)

STATISTICAL LEADERS

Points: Roy Devyn Marble (16.0)
Rebounds: Aaron White (6.5)
Assists: Mike Gesell (3.6)
Steals: Roy Devyn Marble (1.9)
Blocks: Gabriel Olaseni (1.4)

GAME INFORMATION

Date: Saturday, Feb. 8, 2014
Tip-off: 1:05 p.m. (CT)
Location: Iowa City, Iowa
Arena: Carver-Hawkeye Arena (15,400)
TV: ESPN (WATCHESPN)
Radio: Sirius 91 & XM 91;
Hawkeye Radio Network
WMT-AM 600 (Cedar Rapids)
WHO-AM 1040 (Des Moines)
KXIC-AM 800 (Iowa City)

SERIES

Series: Michigan leads, 91-58
at Iowa City: Michigan leads, 36-35
Last Meeting: Jan. 22, 2014 (UM, 75-67)
McCaffery vs. Michigan: 1-4
Beilein vs. Iowa: 10-3

MULTIMEDIA

Audio / Live Stats: hawkeyesports.com
Twitter Updates: @IowaHoops



MICHIGAN WOLVERINES

2013-14 Record: 17-5
Big Ten Record: 9-1
Head Coach: John Beilein
Career Record: 690-408 (36th year)
Michigan Record: 139-90 (7th year)

STATISTICAL LEADERS

Points: Nik Stauskas (17.3)
Rebounds: Jon Horford (4.5)
Assists: Nik Stauskas (3.9)
Steals: Chris LeVert (1.3)
Blocks: Jon Horford (1.0)

Game #24 Storylines

- Three of the last four Iowa-Michigan games played in Iowa City have gone to overtime, dating back to 2009. Iowa won two of those three overtime contests.
- Iowa is 5-0 in games following a loss this season. The Hawkeyes lost Tuesday to No. 25 Ohio State (76-69) in Iowa City. The Hawkeyes average 86.8 points, 18.8 assists, eight steals, boast a +15 rebounding margin, and shoot 54 percent from the field and 77 percent from the foul line in the five games following a defeat.
- The Hawkeyes have two Michigan natives on the roster: guards Roy Devyn Marble (Southfield) and Anthony Clemmons (Lansing).
- Iowa, Michigan and North Carolina are the only teams with a road win against an AP top-three team this season. The Hawkeyes won at then-No. 3 Ohio State (84-74) on Jan. 12.
- Roy Devyn Marble scored career point No. 1,500 in Tuesday's game versus Ohio State.
- Iowa's six losses have all come to teams ranked in the top-25 by a combined 21 points, including two in overtime. The Hawkeyes have lost games by two (Michigan State -- overtime), three (Iowa State), four (Wisconsin), five (Villanova -- overtime) and seven points (Ohio State).
- Roy Devyn Marble is only Big Ten player, and one of only nine players in the country, to amass 1,500+ points, 325+ assists, 150+ steals, and 425+ rebounds.

Iowa Projected Starting Lineup (Based on last game's starters)



G • 10 • Mike Gesell
6-1 • 190 • So. • South Sioux City, NE

PTS	AST	FG%	FT%
7.5	3.6	.415	.653



F • 30 • Aaron White
6-9 • 220 • Jr. • Strongsville, OH

PTS	REB	FG%	FT%
13.3	6.5	.602	.835



G • 4 • Roy Devyn Marble
6-6 • 200 • Sr. • Southfield, MI

PTS	REB	FG%	FT%
16.0	3.7	.416	.685



F • 1 • Melsahn Basabe
6-7 • 220 • Sr. • Glen Cove, NY

PTS	REB	FG%	FT%
7.8	6.4	.570	.672



C • 34 • Adam Woodbury
7-1 • 240 • So. • Sioux City, IA

PTS	REB	FG%	FT%
5.7	4.0	.522	.706



Inside The Numbers

	IOWA	MICH
Scoring Average	83.7	72.0
Scoring Defense	67.1	58.9
Scoring Margin	+16.5	+13.1
FG%	.472	.453
FG% Defense	.386	.398
FT%	.724	.691
3-PT FG%	.358	.347
3-PT FG% Defense	.291	.265
Rebound Margin	+9.8	+0.6
Assists Per Game	16.0	12.7
Turnovers Per Game	12.1	11.2
Steals Per Game	6.9	7.6
Blocks Per Game	5.0	4.3

Miscellaneous Statistics

Double-Figure Scoring Games...					
Player	10-11	11-12	12-13	13-14	Career
Roy Devyn Marble	5	23	28	19	75
Aaron White	---	18	26	15	59
Melsahn Basabe	17	14	9	7	47
Zach McCabe	4	10	6	8	28
Mike Gesell	---	---	14	8	22
Josh Oglesby	---	6	6	2	14
Jarrold Uthoff	---	---	---	10	10
Gabriel Olaseni	---	---	1	8	9
Adam Woodbury	---	---	6	2	8
Peter Jok	---	---	---	6	6
Anthony Clemmons	---	---	4	1	5

20-Point Scoring Games...					
Player	10-11	11-12	12-13	13-14	Career
Roy Devyn Marble	---	2	11	6	19
Aaron White	---	2	4	4	10
Melsahn Basabe	5	---	---	---	5
Zach McCabe	---	3	---	---	3
Josh Oglesby	---	2	---	---	2
Mike Gesell	---	---	1	---	1

Double-Figure Rebounding Games...					
Player	10-11	11-12	12-13	13-14	Career
Melsahn Basabe	8	3	5	3	19
Aaron White	---	4	4	3	11
Gabriel Olaseni	---	---	1	4	5
Jarrold Uthoff	---	---	---	2	2
Zach McCabe	---	1	---	---	1
Adam Woodbury	---	---	---	1	1

Double-Doubles...					
Player	10-11	11-12	12-13	13-14	Career
Melsahn Basabe	6	3	3	3	15
Aaron White	---	4	4	3	11
Gabriel Olaseni	---	---	---	4	4
Jarrold Uthoff	---	---	---	2	2

4+ Three-Pointer Games...					
Player	10-11	11-12	12-13	13-14	Career
Josh Oglesby	---	3	2	2	7
Roy Devyn Marble	---	1	2	2	5
Zach McCabe	1	---	1	1	3
Mike Gesell	---	---	1	---	1

5+ Assists Games...					
Player	10-11	11-12	12-13	13-14	Career
Roy Devyn Marble	---	11	7	6	24
Mike Gesell	---	---	5	8	13
Anthony Clemmons	---	---	9	2	11
Aaron White	---	---	---	2	2

3+ Steals Games...					
Player	10-11	11-12	12-13	13-14	Career
Roy Devyn Marble	---	7	5	8	20
Aaron White	---	2	4	1	7
Mike Gesell	---	---	4	1	5
Anthony Clemmons	---	---	4	---	4
Zach McCabe	1	2	---	1	4
Melsahn Basabe	---	---	---	1	1

3+ Blocks Games...					
Player	10-11	11-12	12-13	13-14	Career
Melsahn Basabe	4	3	6	1	14
Gabriel Olaseni	---	1	4	5	10
Adam Woodbury	---	---	3	---	3
Aaron White	---	2	1	---	3
Jarrold Uthoff	---	---	---	3	3

2013-14 Margin of Victory/Defeat

Points	1	2	3	4	5	6	7	8	9	10+	15+	20+
Wins	0	0	1	0	1	0	1	1	0	2	1	10
Losses	0	1	1	1	1	0	1	1	0	0	0	0

THE SETTING

No. 17/13 Iowa (17-6, 6-4) will host No. 10/16 Michigan (17-5, 9-1) on Saturday. Tipoff is slated for 1:05 p.m. (CT) on Mediacom Court at Carver-Hawkeye Arena (15,400). The game is sold out -- Iowa's eighth sell out of the season. Michigan enters Saturday's game in first place, while Iowa is in third.

ON THE AIR

Radio: Iowa games are broadcast on the Hawkeye Radio Network. Gary Dolphin handles the play-by-play, along with color commentator Bob Hansen. The network includes more than 40 stations that blanket the state of Iowa and include portions of Illinois, Nebraska, Minnesota, Missouri and Wisconsin. The Hawkeye Radio Network coverage includes a 60-minute pregame show.

TV: Saturday afternoon's game will be televised nationally on ESPN (WATCHESPN). Bob Wischusen and Dan Dakich will call the action.

OHIO STATE BEATS HAWKEYES IN IOWA CITY

- Ohio State handed Iowa its second straight home loss of the season Tuesday, 76-69, on Mediacom Court at Carver-Hawkeye Arena.
- Three Hawkeyes scored in double figures: Mike Gesell (16), Gabriel Olaseni (14) and Roy Devyn Marble (10). Gesell's 16 points was a season high, while Olaseni reached double figures for the second consecutive contest and third time in four games.
- Gabriel Olaseni was a perfect 5-of-5 from the field and 4-of-4 from the charity stripe. The junior also denied two shots, had six rebounds and dished out two assists.
- Iowa dominated the glass, outrebounding Ohio State by 13 (38-25). The Hawkeyes limited the Buckeyes to only four offensive rebounds and outscored the visitors 11-2 in second-chance opportunities.
- The Hawkeyes scored 40 of its 69 points in the paint.
- Aaron White pulled down a game-high seven rebounds. The junior forward has surpassed teammate Melsahn Basabe for the team lead in rebounding (144).
- Ohio State shot 51 percent from the field (25-of-49), including 44 percent from 3-point range (7-of-16), and 79 percent (19-of-24) from the foul line.

RAISING THE BAR

Roy Devyn Marble and Aaron White have each increased their scoring output each season in an Iowa uniform. Marble averaged 5.7 points as a freshman, 11.5 his sophomore campaign, 15.0 points as a junior, and 16 points this season as a senior. White averaged 11.1 points as a rookie, 12.8 points as a sophomore, and 13.3 points this year as a junior.

2013-14 Iowa Hawkeye Roster

No.	Name	Pos.	Ht.	Wt.	Yr.	Hometown (High School/College)
0	Gabriel Olaseni	C	6-10	225	Jr.	London, England (Sunrise Christian Academy - Kan.)
1	Melsahn Basabe	F	6-7	220	Sr.	Glen Cove, N.Y. (St. Mark's)
2	Josh Oglesby	G	6-5	208	Jr.	Cedar Rapids, Iowa (Washington)
3	Peter Jok	G	6-6	200	Fr.	West Des Moines, Iowa (Valley)
4	Roy Devyn Marble	G	6-6	200	Sr.	Southfield, Mich. (Lathrup)
5	Anthony Clemmons	G	6-1	195	So.	Lansing, Mich. (Sexton)
10	Mike Gesell	G	6-1	190	So.	South Sioux City, Neb. (South Sioux City)
13	Kyle Denning	G	6-2	160	Jr.	Cedar Falls, Iowa (Northern University HS)
15	Zach McCabe	F	6-7	235	Sr.	Sioux City, Iowa (Bishop Heelan)
20	Jarrold Uthoff	F	6-8	208	So.	Cedar Rapids, Iowa (Jefferson)
23	Okey Ukah	F	6-6	210	Jr.	Iowa City, Iowa (West/Kirkwood CC)
30	Aaron White	F	6-9	220	Jr.	Strongsville, Ohio (Strongsville)
34	Adam Woodbury	C	7-1	240	So.	Sioux City, Iowa (East)
35	Darius Stokes	F	6-7	203	Jr.	Cedar Rapids, Iowa (Linn-Mar)
42	Kyle Meyer	F	6-10	225	Fr.-RS	Alpharetta, Ga. (Northview)

Head Coach: Fran McCaffery

Assistant Coaches: Kirk Speraw, Sherman Dillard, Andrew Francis

Head Coach Fran McCaffery

Fran McCaffery is in his fourth season as the head basketball coach at the University of Iowa and his 18th year overall as a college head coach. McCaffery spent five seasons (2005-10) as the head coach at Siena, six years at UNC-Greensboro (1999-2005) and three seasons at Lehigh (1985-88) before joining the Hawkeyes.



McCaffery has three decades of Division I coaching experience. He completed his 31st season as a collegiate coach in 2013, which includes 17 years as a head coach and 14 as an assistant. McCaffery is looking to become the 10th college coach to lead four different teams to the NCAA Tournament.

McCaffery, 54, holds a career mark of 322-233 (.580) and guided his teams to eight postseason appearances (five NCAA, three NIT). He is 71-56 (.559) at Iowa.

Since taking over the Iowa program in 2010, the Hawkeyes have increased their win total by 15 games. McCaffery coached Iowa to 25 victories in 2013, equaling the second-most win total in program history. McCaffery has guided the Black and Gold to back-to-back NIT appearances, including a runner-up finish in 2013.

McCaffery and the Hawkeyes have made Carver-Hawkeye Arena one of the most feared arenas to play nationally. Fans have embraced McCaffery and his team's style of play with attendance increasing by 30 percent since 2010. The Hawkeyes won a school-record 18 home games a year ago, which includes 19 straight against unranked opponents dating back to 2012 -- the third-longest active streak in the Big Ten.

McCaffery's five years at Siena were the best in its 70-year history. He led the Saints on an incredible run that ended with three straight Metro Atlantic Athletic Conference championships and NCAA Tournament appearances. In so doing, Siena became the only program in the country to win its regular season and postseason title 2008-10.

McCaffery's Saints owned a 112-51 (.687) record in his five years with the program. He guided the Saints to four consecutive 20-win seasons.

The 2009 MAAC Coach of the Year and 2010 District I Coach of the Year is the third winningest coach, by percentage, in league history (.68-22, .756). He is the only coach to guide a MAAC program to two NCAA Tournament wins. McCaffery led his 2008 and 2009 teams to first round NCAA Tournament victories over Vanderbilt and Ohio State, respectively.

In his final two seasons at Siena, he coached the Saints to back-to-back 27-win campaigns and boasted a combined 39-3 (.929) record against MAAC opponents, which included MAAC Tournament contests.

McCaffery began his coaching career as an assistant at Penn (1982-83) and Lehigh (1983-85). After three seasons as head coach at Lehigh, he spent 11 seasons as an assistant at Notre Dame (1988-99).

McCaffery played basketball at Wake Forest his freshman year (1977-78) and then concluded his collegiate playing career at Penn his final three seasons (1979-82).

He earned his B.S. degree in Economics from The Wharton School (Penn) in 1982. McCaffery also earned a Master of Education from Lehigh in 1985.

COACHING HONORS

NABC District I Coach of the Year, 2009-10

MAAC Coach of the Year, 2008-09

HEAD COACHING EXPERIENCE

Lehigh (1985-88):49-39 (.557); 8-6 (.571) League
UNC-Greensboro (1999-05).....90-87 (.508); 49-47 (.510) League
Siena (2005-10)112-51 (.687); 68-22 (.756) League
Iowa (2010-present):.....71-56 (.559); 27-37 (.422) League

McCaffery File

Born: May 23, 1959
Hometown: Philadelphia, Pa.
High School: LaSalle, 1977
College: B.S. in Economics, The Wharton School (Penn), 1982
Master of Education, Lehigh, 1985
Family: Wife, Margaret
Sons, Connor, Patrick and Jonathan Francis
Daughter, Marit Katherine
Brother, Jack (sportswriter in Philadelphia area)

Coaching Honors

MAAC Coach of the Year, 2009

NABC District I Coach of the Year, 2009-10

Coaching History (30 years)

1982-83 Assistant Coach, Penn
1983-85 Assistant Coach, Lehigh
1985-88 Head Coach, Lehigh
1988-99 Assistant Coach, Notre Dame
1999-05 Head Coach, UNC-Greensboro
2005-10 Head Coach, Siena
2010-present Head Coach, University of Iowa

Coaching Chart

Overall (17 seasons): 322-233 (.580)

At Iowa (four seasons): 71-56 (.559)

At Siena (five seasons): 112-51 (.688)

At UNCG (six seasons): 90-87 (.508)

At Lehigh (three seasons): 49-40 (.551)

NCAA Tournament (five appearances*): 2-5

NIT (three appearances): 5-3

**McCaffery is the first coach to bring three different programs from one-bid leagues to the NCAA Tournament (conferences that sent just one team the year his program advanced).*

McCaffery in Postseason Play

1988 NCAA Tournament - - Lehigh
1989 NCAA Tournament - - Notre Dame
1990 NCAA Tournament - - Notre Dame
1992 NIT - - Notre Dame
1997 NIT - - Notre Dame
2001 NCAA Tournament - - UNC-Greensboro
2002 NIT - - UNC-Greensboro
2008 NCAA Tournament - - Siena
2009 NCAA Tournament - - Siena
2010 NCAA Tournament - - Siena
2012 NIT - - Iowa
2013 NIT -- Iowa

Playing Experience

Wake Forest, 1977-78

Penn, 1979-82

2013-14 Big Ten Standings/Schedule

Team	Big Ten	Pct.	Overall	Pct.
Michigan St	9-1	.900	20-3	.870
Michigan	9-1	.900	17-5	.773
IOWA	6-4	.600	17-6	.739
Northwestern	5-5	.500	12-11	.522
Wisconsin	5-5	.500	18-5	.783
Ohio State	5-5	.500	18-5	.783
Indiana	4-5	.444	14-8	.636
Minnesota	4-6	.400	15-8	.652
Purdue	4-6	.400	14-9	.609
Nebraska	3-6	.333	11-10	.524
Penn State	3-7	.300	12-11	.522
Illinois	2-8	.200	13-10	.565

Saturday, Feb. 8

Nebraska at Northwestern, 12 p.m. (ESPNU)

Michigan at Iowa, 1 p.m. (ESPN)

Purdue at Ohio State, 5 p.m. (BTN)

Indiana at Minnesota, 7:15 p.m. (BTN)

Sunday, Feb. 9

Michigan State at Wisconsin, 12 p.m. (CBS)

Illinois at Penn State, 3:15 p.m. (BTN)

Tuesday, Feb. 11

Michigan at Ohio State, 8 p.m. (ESPN)

Wednesday, Feb. 12

Penn State at Indiana, 6 p.m. (BTN)

Illinois at Nebraska, 8 p.m. (BTN)

Thursday, Feb. 13

Northwestern at Michigan State, 6 p.m. (BTN)

Minnesota at Wisconsin, 8 p.m. (ESPN/2)

National Rankings

Coaches Poll

Feb. 3

1.	Syracuse.....	800
2.	Wichita St.....	745
3.	Arizona.....	725
4.	Florida.....	720
5.	San Diego St.....	680
6.	Villanova.....	596
7.	Cincinnati.....	570
8.	Michigan St.....	546
9.	Kansas.....	498
10.	Louisville.....	474
11.	Duke.....	409
12.	Creighton.....	404
13.	IOWA.....	377
14.	Kentucky.....	372
15.	Saint Louis.....	362
16.	Michigan.....	328
17.	Iowa State.....	290
18.	Texas.....	287
19.	Oklahoma St.....	227
20.	Gonzaga.....	214
21.	Virginia.....	197
22.	Pittsburgh.....	99
23.	Oklahoma.....	94
24.	Wisconsin.....	72
25.	Ohio State.....	67

Associated Press Poll

Feb. 3

1.	Syracuse.....	1,625
2.	Arizona.....	1,517
3.	Florida.....	1,482
4.	Wichita St.....	1,447
5.	San Diego St.....	1,370
6.	Villanova.....	1,252
7.	Cincinnati.....	1,182
8.	Kansas.....	1,141
9.	Michigan St.....	1,136
10.	Michigan.....	949
11.	Duke.....	940
12.	Creighton.....	790
13.	Saint Louis.....	728
14.	Louisville.....	723
15.	Texas.....	719
16.	Iowa State.....	717
17.	IOWA.....	669
18.	Kentucky.....	653
19.	Oklahoma St.....	420
20.	Virginia.....	364
21.	Oklahoma.....	361
22.	Connecticut.....	252
23.	Gonzaga.....	237
24.	Memphis.....	114
25.	Pittsburgh.....	110

2013-14 Captains

Iowa captains are seniors Zach McCabe and Roy Devyn Marble.

ALL-TIME SERIES

Michigan holds a 91-58 advantage in the series that began with a 19-15 Wolverine win in 1912. The Wolverines have won 11 of the last 13. Michigan beat the Hawkeyes, 75-67, last month in Ann Arbor.

Michigan has a narrow 36-35 edge over Iowa in games played in Iowa City. Iowa holds a 14-13 advantage in games played in Carver-Hawkeye Arena. The two teams have split the last 10 meetings in Iowa City. Iowa's last win over Michigan came on Jan. 14, 2012, with a 75-59 victory in Iowa City, which was the Wolverines' last visit to Carver-Hawkeye Arena.

Three of the last four Iowa-Michigan games played in Iowa City have gone to overtime, dating back to 2009. Iowa won two of those three overtime contests.

LAST TIME VERSUS MICHIGAN

- Iowa dropped a 75-67 decision at nationally-ranked Michigan on Jan. 22 at the Crisler Center. The 67 points matched Iowa's lowest point total of the season (Nebraska).
- Senior Melsahn Basabe registered a season-high 17 points, scoring 15 in the first half.
- Aaron White scored 14-straight second-half points during the final eight minutes. He scored 16 of his 17 points in the second stanza. The junior forward also led the team in rebounding (7), assists (4) and steals (2).
- Roy Devyn Marble, Basabe and White combined to score 47 of Iowa's 67 points.
- Center Adam Woodbury netted eight points on a perfect 3-of-3 shooting from the field and 2-of-2 from the free throw stripe.
- Michigan was 8-of-27 (.296) from 3-point range, while Iowa was 2-of-10 (.200) from long distance.

SCOUTING MICHIGAN

- Since Dec. 21, Michigan has won 11 of 12 games, with the one setback coming last Sunday at Indiana (63-52). The Wolverines are 7-4 in games away from home, including a 4-3 mark in true contests.
- Michigan cruised to a 79-50 win over Nebraska Wednesday in Ann Arbor to sweep the season series. The Wolverines sank all 14 free throw attempts (100 percent) and was 13-of-31 (42 percent) from 3-point range. Glenn Robinson III poured in a game-high 23 points, while Caris LeVert and Zak Irvin each contributed 16 points. Nik Stauskas had nine points and a game-high eight assists.
- Michigan ranks first in the country in fewest fouls (14.6); eighth in assist-to-turnover ratio (1.6) and fewest turnovers (9.8); and 16th in field goal percentage (.487).
- Three Michigan players average double figures in scoring: Nik Stauskas (17.3); Glenn Robinson III (13.6); and Caris LeVert (12.2). Jon Horford leads the Wolverines in rebounding (4.5). Stauskas ranks fifth in the league in scoring (17.3), ranks third in assist-to-turnover ratio (2.2), first in 3-point percentage (.447), and fourth in minutes played (35.0).
- The Wolverines rank first in the Big Ten in 3-pointers (8.5); assist-to-turnover ratio (1.6); free throw percentage (.756); field goal percentage (.487); and 3-point accuracy (.392).
- Nick Stauskas attended the same prep school as Iowa senior Melsahn Basabe (St. Mark's in Massachusetts).
- Michigan assistant coach LaVall Jordan previously served as an Iowa assistant coach for three seasons (2007-10).

BASABE JOINS TEAMMATES IN 1,000-POINT CLUB

Melsahn Basabe (1,067) joined teammates Roy Devyn Marble (1,503) and Aaron White (1,183) in Iowa's 1,000-point club against Northwestern on Jan. 9. Marble netted his 1,000th point in the 2013 regular season finale against Nebraska, while White passed 1,000 points against Notre Dame (Dec. 3) earlier this year.

Basabe, White, and Marble become Iowa's fifth trio of players on the same team to reach the 1,000-point threshold, and first trio since 2005.

2014 -- Roy Devyn Marble, Melsahn Basabe, Aaron White

2005 -- Jeff Horner, Greg Brunner, Pierre Pierce

1996 -- Jess Settles, Chris Kingsbury, Kenyon Murray

1989 -- Ed Horton, BJ Armstrong, Roy Marble

1988 -- Jeff Moe, BJ Armstrong, Roy Marble

Iowa Athletic Communications

5300 Carver-Hawkeye Arena, Iowa City, IA 52242
Phone: 319-335-9411 • Fax: 319-335-9417
hawkeyesports.com • hawkeyebasketball.com

MBB CONTACT: MATTHEW WEITZEL

office: 319-335-6590 • cell: 319-430-8176
email: matthew-weitzel@hawkeyesports.com
Twitter: @BigWeitz

Practice Coverage

All Iowa men's basketball practices are closed to the media and public.

Coach and Player Interviews

Media interested in setting up interviews with players and/or coaches need to coordinate their requests through Matthew Weitzel in the Iowa Athletic Communications Office.

Social Media

In addition to obtaining the most up-to-date information on Iowa's official website: hawkeyesports.com, fans and media can also get additional information, notes, photos, promotions, videos and more via Iowa basketball's social media sites. Follow Hawkeye hoops on Twitter (@IowaHoops) and on Facebook ([facebook.com/hawkeyebasketball](https://www.facebook.com/hawkeyebasketball)).

News Conferences

Following is a list of dates for basketball news conferences with Fran McCaffery. The news conferences take place in the Media Room on the ground floor of Carver-Hawkeye Arena. Selected players will be available after McCaffery meets with the media.

Following are the news conference dates:

Feb.	21st	28th
March	7th	TBD

Big Ten Tele-Conferences

Media have an opportunity to ask questions to each Big Ten coach every Monday morning. For a detailed schedule and phone number, email Brett McWerthy at the Big Ten office:

bmcwerthy@bigten.org.

Coach McCaffery speaks for 10 minutes starting at 9:10 a.m. (CT).

Iowa Career Steals

3.	200	Kenyon Murray	1993-96
4.	183	Roy Marble	1986-89
5.	182	Steve Carfino	1981-84
6.	178	B.J. Armstrong	1986-89
7.	166	Jeff Horner	2003-06
8.	160	Roy Devyn Marble	2010-p

Iowa Career Scoring

7.	1,611	Jess Settles	1994-97, 1999
8.	1,578	Adam Haluska	2005-07
9.	1,561	Dean Oliver	1998-2001
10.	1,525	Andre Woolridge	1995-97
11.	1,522	Don Nelson	1960-62
12.	1,516	Greg Brunner	2003-06
13.	1,503	Roy Devyn Marble	2010-p
<hr/>			
22.	1,183	Aaron White	2011-p
36.	1,067	Melsahn Basabe	2010-p

MARBLES RISING AMONG FATHER-SON SCORING COMBOS

Iowa's Roy Marble (1986-89) and Roy Devyn Marble (2011-present) are rising among the leading father-son scoring duo in collegiate history. Currently, the Marble's (3,619) are third among father-son combos, playing at the same school, behind the Burt's of Iona (4,568). Overall, the Marble's are eighth and are 35 points from moving past Rick and Jon Barry.

Father/Son Combo	Total Points
1. Dell Curry of Virginia Tech (2,389) & Stephen Curry of Davidson (2,635)	5,024
2. ^ Iona's Steve Burt (2,534) & Steve Burt Jr. (2,034)	4,568
3. Dell Curry of Virginia Tech (2,389) & Seth Curry of Liberty/Duke (2,101)	4,490
4. Jimmy Walker of Providence (2,045) & Jalen Rose of Michigan (1,788)	3,883
5. ^ LSU's Pete Maravich (3,667) & Josh Maravich (4)	3,671
6. Pete Maravich of LSU (3,667) & Jaeson Maravich of Alabama (0)	3,667
7. Rick Barry of Miami (2,298) & Jon Barry of Pacific/Ga. Tech (1,355)	3,653
8. ^ Iowa's Roy Marble (2,116) & Roy Devyn Marble (1,503)	3,619

^ - Same school

LEADING THE TEAM

Following is the number of times a player led Iowa in scoring, rebounding, assists and steals. If two or more players tied for the team lead, all were credited for that game:

Player	Scoring	Rebounding	Assists	Blocks	Steals
Jarrod Uthoff	3	4	1	8	---
Zach McCabe	---	2	2	---	3
Gabriel Olaseni	2	5	---	11	---
Roy Devyn Marble	9	1	8	3	12
Aaron White	8	8	4	4	3
Melsahn Basabe	2	6	---	8	2
Anthony Clemmons	---	---	5	2	1
Mike Gesell	1	---	12	---	8
Peter Jok	---	---	2	---	---
Adam Woodbury	---	1	1	3	2

BENCH MOB

Iowa's reserves played a large role in Iowa's 17 victories. Overall, Iowa's bench is averaging 33.4 points, 20.7 rebounds and three blocks. In victories, Hawkeye reserves average 38.3 points and 22.8 rebounds, while in losses Iowa's bench averages 19.5 points and 14.5 rebounds.

CENTER OF ATTENTION

Iowa is getting 12.6 points, 9.5 rebounds and 1.8 blocks per game from their center position of Adam Woodbury and Gabriel Olaseni.

HOME COOKIN'

Iowa and its fans have once again made Carver-Hawkeye Arena a hostile and challenging place for opponents to visit. Iowa has won 20 of its last 22 home games, dating back to last year. Furthermore, Iowa has won 29 of its last 33 at home since the start of last season.

Iowa won a school-record 18 home victories (18-2) in 2012-13, the most since posting 17 home victories in 2006.

Iowa has won 29-straight home games against unranked opponents, dating back to the Dayton game on March 13, 2012 -- the third-longest active streak in the Big Ten. Iowa has also won 23 straight at home against nonconference foes, dating back to 2011.

REBOUNDING BOOST

Last year, Iowa owned a +4.7 rebounding margin, while this season the Hawkeyes have a +9.8 advantage on the glass -- a +5.1 margin of improvement from a year ago. Iowa's rebounding margin of +9.8 ranks fifth in the country.

Hawkeye Twitter Handles

Melsahn Basabe	@_mellyjose	Josh Oglesby	@joshoglesby22
Anthony Clemmons	@sapp_5	Gabriel Olaseni	@agolaseni
Kyle Denning	@kdenning13	Darius Stokes	@dstokes35
Mike Gesell	@mikegesell10	Okey Ukah	@ok_ukah
Peter Jok	@jok_city	Jarrod Uthoff	@mr_uthoff
Roy Devyn Marble	@dmarble4	Aaron White	@aaron_white30
Zach McCabe	@zmccabe15	Adam Woodbury	@adamwoodbury34
Kyle Meyer	@kylemeyer42		

IOWA'S STATISTICAL COMPARISONS

	All Games	Big Ten	Home Games	Away Games	Iowa Wins	Iowa Losses
Record	17-6	6-4	11-2	6-4	17-0	0-6
Points	83.7	77.1	87.0	79.3	87.2	73.5
Opp. Pts	67.1	69.2	63.8	71.4	63.2	78.3
FG%	.472	.466	.490	.451	.488	.430
FG Def.	.386	.414	.366	.415	.367	.446
3-PT%	.358	.328	.379	.331	.381	.290
3-pt. Def.	.291	.322	.259	.332	.261	.369
FT%	.724	.709	.720	.732	.736	.680
REB	43.3	39.9	44.1	42.3	44.7	39.3
AST	16.0	13.0	16.5	15.5	17.1	13.2
TO	12.1	12.7	12.7	11.4	12.0	12.5
STL	6.9	6.4	7.5	6.2	7.4	5.7
BLK	5.0	4.4	5.5	4.4	5.4	4.0

UTHOFF, OLASENI LEADING HAWKEYES OFF BENCH

Gabriel Olaseni and Jarrod Uthoff are averaging a combined 15.4 points, 10.5 rebounds and 2.6 blocks per game coming off the bench for the Hawkeyes. Uthoff ranks third on the team in scoring (8.5) and fourth in rebounding (5.0), while Olaseni ranks first on the squad in rejections (1.4) and third in rebounding (5.4). Uthoff's 8.5 scoring average ranks third-best in the Big Ten for reserves behind Northwestern's Tre Demps and Malik Smith of Minnesota.

Olaseni averages an offensive rebound every six minutes played. Nearly half of Olaseni's rebounds are offensive (59 of 125); the center ranks fourth in the league (overall games) in offensive rebounding (2.6). Olaseni, leads the team with four double-doubles -- posting two in the last four games (at Northwestern and at Illinois). The four double-doubles tie for the most in the nation by a reserve. Olaseni put up career highs at Illinois (15 points and 12 rebounds) a week ago Saturday.

HAWKEYES RANK HIGH IN STATISTICS

Iowa leads the Big Ten in scoring (83.7) and scoring margin (+16.5). The Hawkeyes also rank second in the conference in rebounding margin (+9.8), field goal percentage (.472), assists (16.0), and field goal percentage defense (.386).

Iowa ranks third in the country in scoring margin (+16.5); fifth in rebounding margin (+9.8); eighth in scoring (83.7); 12th in field goal percentage defense (.386); 14th in 3-point field goal percentage defense (.291); 16th in assists (16.0); and 34th in assist-to-turnover ratio (1.3).

Individually, Mike Gesell ranks 20th in the country in assist-to-turnover ratio (3.0) and Roy Devyn Marble ranks 58th in steals (2.0).

IOWA FASTBREAKS

- Iowa has alternated wins and losses the last six games.
- Roy Devyn Marble ranks eighth place on Iowa's all-time steals chart (160).
- Iowa's win over No. 3 Ohio State on Jan. 12, marked Iowa's first over a top-five team since an 83-65 victory at second-ranked Missouri on Dec. 15, 2001, in Columbia, Mo.
- The Hawkeyes have out-rebounded 19 of their 23 opponents.
- Roy Devyn Marble averages 15 points in Iowa's 17 victories, and 19 points in its six defeats.
- Iowa started 5-2, or better, in Big Ten play for the 12th time. Each of the previous 11 teams made the NCAA Tournament. Iowa's 1969-70 team started 7-0, while its 1981-82 and 1986-87 squads started conference play 6-1.

- Junior forward Aaron White ranks third in the Big Ten in field goal percentage (.602) and sixth in free throw percentage (.835).
- Iowa has two of the Big Ten's top five field goal percentage leaders: Aaron White (third - .602) and Melsahn Basabe (fourth - .570).
- Iowa started 16-4 for the first time since the 2000-01 campaign and 5-2 in Big Ten play for the first time since the 2005-06 season.
- Iowa was the last Big Ten team to lose at home this season, falling 71-69, to No. 6/7 Michigan State on Jan. 28.
- Iowa has made (496) more free throws than its opponents have attempted (465).
- Iowa has attempted 296 free throws in 10 Big Ten games, the most in the league. Wisconsin ranks second with 234 in 10 games.
- All six of Iowa's losses have come by eight points or fewer to teams ranked in the top 25 this week.
- Iowa recorded its 10th win of the season by 20-plus points at Northwestern on Jan. 25, the most of any Big Ten team this season.
- Iowa (4) and Michigan State (6) are the only Big Ten team to have at least four different players post a double-double.
- Iowa has had four or more players score in double figures in 12-of-23 games this season.
- The Hawkeyes are 2-5 in games decided by five points or fewer.
- Iowa is 31-4 when scoring 80 points or more, the last four seasons. The Hawkeyes are 39-1 when holding opponents to fewer than 61 points, the last four seasons -- with the one loss coming to Michigan State (59-56) at the Big Ten Tournament last season.
- Iowa's average starting lineup height is 6-foot-6. The Hawkeye lineup consists of two sophomores, one junior, and two seniors.
- Iowa has been credited with 20 or more assists six times this season. The Hawkeyes rank 16th nationally in assists (16.0).
- Iowa held Michigan State leading scorer, Gary Harris, to a season-low nine points on Jan. 28 in Iowa City.
- Iowa is 1-2 in overtime games this season. The Hawkeyes beat Xavier (77-74), but lost to Villanova (88-83) and Michigan State (71-69).

SHARPSHOOTER

Junior Josh Oglesby, who missed the first 12 games of the season due to an injured foot, made his first four 3-point attempts of the game against Arkansas-Pine Bluff (Dec. 22) and Minnesota (Jan. 19). The junior finished with 13 and 17 points, respectively. Oglesby has made at least one triple in four straight games and 8-of-11 games this season.

COACHING EXPERIENCE

Fran McCaffery has one of the most experienced coaching staffs in the country. The Iowa men's basketball staff has 65 years of combined collegiate head coaching experience and more than 130 years of collegiate coaching under their belts. Listed below are the number of years of head coaching experience on the Iowa staff.

Coach	Years
Fran McCaffery	17 years
Kirk Speraw's	20 years
Sherman Dillard	10 years
Andrew Francis	2 years
Billy Taylor	11 years
Al Seibert	5 years

Iowa in Big Ten Statistics

Category	All Games		NCAA	
	Stat	Rank	Stat	Rank
Scoring Offense	83.7	1st	83.7	8th
Scoring Margin	+16.5	1st	+16.5	3rd
FG% Defense	.386	2nd	.386	12th
Assists	16.0	2nd	16.0	16th
Rebounding Margin	+9.8	2nd	+9.8	5th
Field Goal %	.472	2nd	.472	35th
3-PT FG Defense	.291	3rd	.291	14th
Blocked Shots	5.0	4th	5.0	44th
Assist/TO Ratio	1.3	4th	1.3	34th
3-Pt. Field Goal %	.358	4th	---	---
Steals	6.9	5th	---	---
Turnover Margin	+1.4	7th	---	---
Free Throw %	.724	7th	---	---
Scoring Defense	67.1	8th	---	---
3-Pt. FG Per Game	5.6	11th	---	---

Category	Player	All Games		NCAA	
		Stat	Rank	Stat	Rank
FG%	Aaron White	.602	3rd	.602	37th
	Melsahn Basabe	.570	4th	---	---
Blk. Shots	Gabriel Olaseni	1.4	9th	---	---
	Jarrold Uthoff	1.2	12th	---	---
Rebounding	Melsahn Basabe	6.4	7th	---	---
	Aaron White	6.5	8th	---	---
Scoring	Roy Devyn Marble	16.0	9th	---	---
	Aaron White	13.3	T-15th	---	---
Assists	Mike Gesell	3.6	T-10th	---	---
	Roy Devyn Marble	3.0	14th	---	---
Steals	Roy Devyn Marble	1.9	5th	1.9	58th
	Mike Gesell	1.3	10th	---	---
Ast/TO Ratio	Mike Gesell	3.0	1st	3.0	20th
FT%	Aaron White	.835	3rd	---	---
	Jarrold Uthoff	.797	11th	---	---

BLOCK PARTY

Junior Gabriel Olaseni has blocked at least three shots five times this season. His 32 blocks rank ninth in the Big Ten (1.4 average). The center rejected five shots in the season opener against UNC Wilmington. Sophomore Jarrod Uthoff has blocked 27 shots (1.2 average), a total that ranks 12th in the league.

As a team, Iowa ranks fourth in the Big Ten, and 44th nationally, in rejections (5.0).

ATTACKING THE RIM

Last season, Iowa ranked 20th in the country in free throw attempts per game (23.6). The Hawkeyes have improved on that number this season, averaging 29.8 foul shots per game, ranking ninth nationally. Iowa ranks second in the country in free throw makes (21.5).

BASABE MOVIN' ON UP

Senior Melsahn Basabe, who has posted three double-doubles this season, is averaging 7.8 points and 6.4 rebounds. Basabe pulls down 6.8 rebounds per game in Big Ten play, an average that ranks sixth in the Big Ten. Basabe's 717 career rebounds are the most among active Big Ten players.

Since the start of the year, Basabe moved past Ryan Bowen for fourth place on Iowa's career blocks list and currently has 140 rejections.

Basabe led the team in blocked shots in each of his first three seasons with the Hawkeyes.

WHITE HOT

Junior Aaron White ranks first on the team in rebounding (6.5) and ranks second in scoring (13.3). White is one of only two Big Ten players to average 13.3 points and 6.5 rebounds or better (Northwestern's Drew Crawford).

White, who led the Hawkeyes in rebounding in each of his first two seasons, is looking to become the fifth player since 1960 to lead the Hawkeyes in rebounding three consecutive seasons. White would join Don Nelson (1960-62); Kevin Kunnert (1971-73); Bruce King (1975-77); and Greg Brunner (2004-06). White (149) leads teammate Melsahn Basabe (147) by two rebounds for the team lead this season.

White became the 41st Hawkeye to surpass 1,000 career points with his 19th point scored with one second remaining at the free throw line versus Notre Dame (Dec. 3). He currently ranks 22nd in Iowa scoring after surpassing Sam Williams and Val Barnes Tuesday against Ohio State.

White became the first Hawkeye since Luke Recker (Nov. 14, 2001) to post 18+ points, 10+ rebounds and 5+ assists in a game when he had 18 points, 10 rebounds and five assists against the Wildcats on Jan. 9 in Iowa City.

The native of Strongsville, Ohio, became the first Hawkeye in 10 years to amass 25 points and 17 rebounds in a game at Iowa State on Dec. 13. The last Hawkeye to accomplish the feat was Jared Reiner on March 1, 2003, at Indiana. The 17 rebounds are the most in a single-game since Greg Brunner cleared 23 against Minnesota on Jan. 18, 2006.

White ranks third in the league in field goal percentage (.602).

MARBLE EARNS WEEKLY PRAISE

Senior Roy Devyn Marble poured in 61 points to tie the Battle 4 Atlantis tournament record, earning Big Ten Player of the Week accolades by *College Sports Madness*. Marble averaged 20.3 points, 4.7 rebounds and 4.2 assists in the three games.

Marble earned his first Player of the Week honors by the Big Ten and was also recognized as *Athlon Sports'* National Player of the Week on Jan. 13, after leading the Hawkeyes to a pair of victories at No. 3 Ohio State (84-74) and versus Northwestern (93-67). Marble averaged 18.5 points, shooting 60 percent from the field (12-of-20) and 3-point range (3-of-5). He averaged 4.5 assists, 3.5 steals and three rebounds in the two victories.

Marble, who has led the Hawkeyes in scoring six of the last 10 games, enters Saturday's game versus Michigan 13th in Iowa career scoring with 1,503 points. Marble is 13 points from 12th-place Greg Brunner (1,516). He has netted 21 points or more six times this season, including 21 against Michigan State on Jan. 28.

The native of Southfield, Mich., averages 17 points, 2.2 assists, 4.2 rebounds and 1.6 steals in conference play. Marble ranks 58th in the country in steals (1.9). Marble is the only Big Ten player to average 16+ points, three assists and 1.9+ steals.

Marble surpassed Mon'ter Glasper and Jim Bartels for eighth place on Iowa's all-time steals chart (160) against Illinois (Feb. 1). He is six thefts from tying Jeff Horner for seventh.

IOWA HISTORY

Iowa has played 2,631 games since beginning basketball in 1902. Iowa's overall record is 1,547-1,084 (.588). That includes a 985-347 (.739) record in home games, a 556-734 (.431) record in contests away from Iowa City, a 726-741 (.495) mark in Big Ten games and a 391-121 (.764) record in Carver-Hawkeye Arena.

IOWA TIP-INS

- Iowa finished its nonconference schedule 11-2 for the second straight season.
- Michigan won three straight games last month over top-10 ranked opponents (Wisconsin, Iowa and Michigan State). The Wolverines became first team since Iowa in 1987 to post three straight victories against top-10 teams.
- Iowa had three players (Basabe, Uthoff and Olaseni) post double-doubles in its victory over Fairleigh Dickinson. It marked the first time in 20 years three Hawkeyes recorded double-doubles, in the same game, in points and rebounds.
- Zach McCabe and Roy Devyn Marble were named to the Battle 4 Atlantis all-tournament team.
- Iowa scored 80-plus points in each of its first five games for the fourth time in school history (also 1986-87, 1994-95 & 1997-98).
- Iowa played overtime games two days apart (Xavier and Villanova) for the third time in program history. The Hawkeyes played five extra minutes against Maryland (Dec. 25, 1984) and Cornell (Dec. 27, 1984), and Michigan (Jan. 9, 1992) and Illinois (Jan. 11, 1992).
- Iowa's overtime win over Xavier marked its first overtime victory since March 7, 2009 (versus Penn State -- double overtime).
- Iowa's win over UTEP was the team's seventh consecutive to start the season. The last time an Iowa team won seven straight to start a year was 2000-01; that team won its first nine.
- Iowa beat Minnesota, 94-73, on Jan. 19 in Iowa City. The 21-point loss is the Gophers' most lop-sided loss of the season. The 94 points are its most against Minnesota in a non-OT game since scoring 99 points versus the Gophers on Feb. 18, 1989.
- Iowa's 249 points and 19.0 assists average, in three games, are a Battle 4 Atlantis tournament records.
- Iowa's win at Ohio State on Jan. 12, marked only the third time in the last four seasons that Ohio State allowed 80-plus points and the first time since 2008 that a team registered 84-plus points against the Buckeyes.
- In Iowa's win at Ohio State on Jan. 12, it marked the first time since 1989 that Iowa had five double figure scorers in Columbus.
- The Hawkeyes erupted for 100-plus points for consecutive contests (Maryland-Eastern Shore and Abilene Christian) for the first time since the beginning of the 1997-98 campaign where Iowa topped the century mark three straight games (105 vs. Chicago State; 112 vs. North Texas; 101 vs. Long Island).

- Aaron White is the first Hawkeye since Jared Reiner (2002-03) to score at least 20 points and grab 15 or more rebounds in a game. White had 20 points and 15 rebounds in Iowa's win over Nebraska-Omaha.
- In Iowa's season opener, Jarrod Uthoff (14 points, seven rebounds, four blocks) became only the second Big Ten player since the 1996-97 season to register 14-plus points, seven-plus rebounds and four-plus blocks in his first career game (Ohio State's Greg Oden, 2006-07).
- The Hawkeyes blocked 12 shots versus UNC Wilmington, one shy of the school record of 13 set last year vs. Illinois. Junior Gabriel Olaseni rejected five shots, all in the first half.
- Iowa's five turnovers against Abilene Christian are its fewest in a game since five against Boise State on Dec. 22, 2011.
- Fran McCaffery has guided Iowa to win improvements in each of his first three seasons, going from 11 wins, to 18, to 25 last year. McCaffery's highest win total as a head coach is when he coached Siena to back-to-back 27-win seasons in 2009 and 2010.
- Darius Stokes earned a scholarship after being a walk-on the last three years. The Cedar Rapids, Iowa, native is a redshirt junior.
- Okey Ukah has been added to the roster as a walk-on. The Iowa City native is a junior.

HAWKEYES FINISH RUNNERS-UP AT BATTLE 4 ATLANTIS

Iowa won its first two games over Xavier (77-74 in overtime) and UTEP (89-53) before being edged by Villanova in the championship game (88-83 in overtime) at the Battle 4 Atlantis holiday tournament held at Paradise Island in the Bahamas.

The Hawkeyes rallied from a 15-point deficit in their first contest against Xavier to win, but surrendered a 15-point first-half advantage to Villanova in the championship. Both contests went to overtime. Iowa cruised to a 36-point victory over UTEP in the semifinals.

Seniors Roy Devyn Marble and Zach McCabe were honored on the all-tournament team. Marble led all scorers averaging 20.3 points, while also averaging 4.7 rebounds and 4.3 assists in the three games. His 61 points in the three contests tie the tournament record with Minnesota's Andre Hollins (2012), while his 24 points against Villanova are the most by a player in a Battle 4 Atlantis championship game. McCabe averaged 13 points, shooting 50 percent from the field (14-of-28) and 3-point territory (8-of-16).

Last 3 Games Statistics

			Total				3-Point		F-Throw		Rebounds																																																																																																																																																																																																																																																																																																																																																																																																																																																																																																																																																																																																																																																																																																																																																																																																																																																																																																																																																																																																																																																																																																																																																																																																																																																																																																																																																																	
--	--	--	-------	--	--	--	---------	--	---------	--	----------	--	--	--	--	--	--	--	--	--	--	--	--	--	--	--	--	--	--	--	--	--	--	--	--	--	--	--	--	--	--	--	--	--	--	--	--	--	--	--	--	--	--	--	--	--	--	--	--	--	--	--	--	--	--	--	--	--	--	--	--	--	--	--	--	--	--	--	--	--	--	--	--	--	--	--	--	--	--	--	--	--	--	--	--	--	--	--	--	--	--	--	--	--	--	--	--	--	--	--	--	--	--	--	--	--	--	--	--	--	--	--	--	--	--	--	--	--	--	--	--	--	--	--	--	--	--	--	--	--	--	--	--	--	--	--	--	--	--	--	--	--	--	--	--	--	--	--	--	--	--	--	--	--	--	--	--	--	--	--	--	--	--	--	--	--	--	--	--	--	--	--	--	--	--	--	--	--	--	--	--	--	--	--	--	--	--	--	--	--	--	--	--	--	--	--	--	--	--	--	--	--	--	--	--	--	--	--	--	--	--	--	--	--	--	--	--	--	--	--	--	--	--	--	--	--	--	--	--	--	--	--	--	--	--	--	--	--	--	--	--	--	--	--	--	--	--	--	--	--	--	--	--	--	--	--	--	--	--	--	--	--	--	--	--	--	--	--	--	--	--	--	--	--	--	--	--	--	--	--	--	--	--	--	--	--	--	--	--	--	--	--	--	--	--	--	--	--	--	--	--	--	--	--	--	--	--	--	--	--	--	--	--	--	--	--	--	--	--	--	--	--	--	--	--	--	--	--	--	--	--	--	--	--	--	--	--	--	--	--	--	--	--	--	--	--	--	--	--	--	--	--	--	--	--	--	--	--	--	--	--	--	--	--	--	--	--	--	--	--	--	--	--	--	--	--	--	--	--	--	--	--	--	--	--	--	--	--	--	--	--	--	--	--	--	--	--	--	--	--	--	--	--	--	--	--	--	--	--	--	--	--	--	--	--	--	--	--	--	--	--	--	--	--	--	--	--	--	--	--	--	--	--	--	--	--	--	--	--	--	--	--	--	--	--	--	--	--	--	--	--	--	--	--	--	--	--	--	--	--	--	--	--	--	--	--	--	--	--	--	--	--	--	--	--	--	--	--	--	--	--	--	--	--	--	--	--	--	--	--	--	--	--	--	--	--	--	--	--	--	--	--	--	--	--	--	--	--	--	--	--	--	--	--	--	--	--	--	--	--	--	--	--	--	--	--	--	--	--	--	--	--	--	--	--	--	--	--	--	--	--	--	--	--	--	--	--	--	--	--	--	--	--	--	--	--	--	--	--	--	--	--	--	--	--	--	--	--	--	--	--	--	--	--	--	--	--	--	--	--	--	--	--	--	--	--	--	--	--	--	--	--	--	--	--	--	--	--	--	--	--	--	--	--	--	--	--	--	--	--	--	--	--	--	--	--	--	--	--	--	--	--	--	--	--	--	--	--	--	--	--	--	--	--	--	--	--	--	--	--	--	--	--	--	--	--	--	--	--	--	--	--	--	--	--	--	--	--	--	--	--	--	--	--	--	--	--	--	--	--	--	--	--	--	--	--	--	--	--	--	--	--	--	--	--	--	--	--	--	--	--	--	--	--	--	--	--	--	--	--	--	--	--	--	--	--	--	--	--	--	--	--	--	--	--	--	--	--	--	--	--	--	--	--	--	--	--	--	--	--	--	--	--	--	--	--	--	--	--	--	--	--	--	--	--	--	--	--	--	--	--	--	--	--	--	--	--	--	--	--	--	--	--	--	--	--	--	--	--	--	--	--	--	--	--	--	--	--	--	--	--	--	--	--	--	--	--	--	--	--	--	--	--	--	--	--	--	--	--	--	--	--	--	--	--	--	--	--	--	--	--	--	--	--	--	--	--	--	--	--	--	--	--	--	--	--	--	--	--	--	--	--	--	--	--	--	--	--	--	--	--	--	--	--	--	--	--	--	--	--	--	--	--	--	--	--	--	--	--	--	--	--	--	--	--	--	--	--	--	--	--	--	--	--	--	--	--	--	--	--	--	--	--	--	--	--	--	--	--	--	--	--	--	--	--	--	--	--	--	--	--	--	--	--	--	--	--	--	--	--	--	--	--	--	--	--	--	--	--	--	--	--	--	--	--	--	--	--	--	--	--	--	--	--	--	--	--	--	--	--	--	--	--	--	--	--	--	--	--	--	--	--	--	--	--	--	--	--	--	--	--	--	--	--	--	--	--	--	--	--	--	--	--	--	--	--	--	--	--	--	--	--	--	--	--	--	--	--	--	--	--	--	--	--	--	--	--	--	--	--	--	--	--	--	--	--	--	--	--	--	--	--	--	--	--	--	--	--	--	--	--	--	--	--	--	--	--	--	--	--	--	--	--	--	--	--	--	--	--	--	--	--	--	--	--	--	--	--	--	--	--	--	--	--	--	--	--	--	--	--	--	--	--	--	--	--	--	--	--	--	--	--	--	--	--	--	--	--	--	--	--	--	--	--	--	--	--	--	--	--	--	--	--	--	--	--	--	--	--	--	--	--	--	--	--	--	--	--	--	--	--	--	--	--	--	--	--	--	--	--	--	--	--	--	--	--	--	--	--	--	--	--	--	--	--	--	--	--	--	--	--	--	--	--	--	--	--	--	--	--	--	--	--	--	--	--	--	--	--	--	--	--	--	--	--	--	--	--	--	--	--	--	--	--	--	--	--	--	--	--	--	--	--	--	--	--	--	--	--	--	--	--	--	--	--	--	--	--	--	--	--	--	--	--	--	--	--	--	--	--	--	--	--	--	--	--	--	--	--	--	--	--	--	--	--	--	--	--	--	--	--	--	--	--	--	--	--	--	--	--	--	--	--	--	--	--	--	--	--	--	--	--	--	--	--	--	--	--	--	--	--	--	--	--	--	--	--	--	--	--	--	--	--	--	--	--	--	--	--	--	--	--	--	--	--	--	--	--	--	--	--	--	--	--	--	--	--	--	--	--	--	--	--	--	--	--	--	--	--	--	--	--	--	--

WORLD TRAVELERS

Iowa traveled to France and the United Kingdom in August to compete in six exhibition games. The Hawkeyes posted a 5-1 record against professional teams, boasting a +22.0 scoring margin.

Aaron White led the team, averaging 13.6 points, followed by Peter Jok (13.3), Melsahn Basabe (12.6) and Roy Devyn Marble (11.2).

Prior to traveling with his teammates to Europe in August, White also competed for Team USA at the World University Games in Russia in July. The Hawkeye junior played in five countries in five months: Russia (July), England (August), France (August), United States (November), and Bahamas (November).

ATTENDANCE ON THE RISE

Iowa's attendance has increased each season since Fran McCaffery's arrival in Iowa City. The Hawkeyes averaged 11,635 in 16 games in 2011; 11,908 fans in 19 contests in 2012; and 13,625 in 20 games last season. Iowa's attendance boost from 2012 to 2013 ranked as the eighth-largest in the country. Iowa averages 14,845 fans this season.

Iowa's remaining four home games have reached sellout status. Iowa has sold out seven previous contests this season (Penn, Notre Dame, Arkansas-Pine Bluff, Nebraska, Minnesota, Michigan State and Ohio State). The additional four sell outs will give the Hawkeyes 11 sellouts, their most since the 2001-02 season (16).

HAWKEYEBASKETBALL.COM

Check out the Iowa basketball team's website, HawkeyeBasketball.com, devoted to everything on-and-off-the-court surrounding the program.

HawkeyeBasketball.com, allows fans a chance to go behind the scenes with the Hawkeye basketball program on and off the court. The site is complete with exclusive videos, photo galleries and content featuring the basketball program.

HawkeyeBasketball.com will be updated throughout the year with exclusive videos, including and game highlights, along with news stories and other content.

MCCAFFERY IN COACHES CHARITY CHALLENGE

Infiniti, ESPN, NABC and the NCAA have teamed up again to produce a one-of-a-kind charity competition -- the Infiniti Coaches' Charity Challenge.

The first round of the event has ended and thanks to your votes, Iowa's Fran McCaffery has advanced to round two, guaranteeing at least \$7,500 for his charity, Coaches vs. Cancer. McCaffery is one of 24 coaches to advance to the second round, with the top 16 advancing to the third round.

Fan participation will determine the ultimate winner over an eight-week period by registering and voting on a custom micro-site on ESPN.com/Infiniti. The tournament is divided into four rounds. The coaches with the most votes will advance to the next round and earn more money for their charity.

Go to ESPN.com/Infiniti each day and vote for Fran McCaffery and his charity, Coaches vs. Cancer.

"HAWK TALK WITH FRAN MCCAFFERY"

University of Iowa basketball fans may join Iowa Coach Fran McCaffery and radio announcer Gary Dolphin for the "Hawk Talk with Fran McCaffery" radio call-in show. The next show will take place Wednesday (Feb. 12) at Carlos O'Kelly's Mexican Cafe in Iowa City from 7-8:30 p.m. Fans can call in and ask the coach a question by calling 1-877-464-2957.

ON THE HORIZON

Iowa will be idle until the following Saturday when it plays at Penn State (12 p.m. CT, ESPN). That game will be the only regular season meeting between the two teams.



**IOWA
HAWKEYES**



**MICHIGAN
WOLVERINES**

2013-14	BIG TEN	AP	USA	RPI
17-6	6-4	17	13	22

2013-14	BIG TEN	AP	USA	RPI
17-5	9-1	10	16	14

Michigan at Iowa // GAME 24

Feb. 8, 2014 (Carver-Hawkeye Arena; Iowa City, Iowa)

Iowa Player Broadcast Notes



0

Gabriel Olaseni • C

	MIN	PTS	REB	BLK	AST	FG%	FT%
SEASON	15.9	6.9	5.4	1.4	0.5	.505	.722
BIG TEN	15.5	7.3	5.6	0.8	0.4	.632	.694
CAREER	10.9	3.6	3.1	1.0	0.3	.508	.703

6-10 • 225 • Jr. • London, England

- 4 double-doubles tie for most in the country, as a reserve
- averaged 14.5 points & 9 rebounds the last 2 outings
- had 14 pts (5-5 FG, 4-4 FT) & 6 rbs vs. Ohio State Tuesday
- career highs in pts (15), rbs (12) and FT's (9-10) at Illinois
- averaged 9.8 pts and 6.8 rbs in last 6 games off the bench



1

Melsahn Basabe • F

	MIN	PTS	REB	BLK	STL	FG%	FT%
SEASON	19.4	7.8	6.4	0.8	0.5	.570	.672
BIG TEN	21.3	8.1	6.7	0.9	0.5	.612	.750
CAREER	20.5	8.4	5.6	1.1	0.4	.534	.677

6-7 • 220 • Sr. • Glen Cove, N.Y.

- his 717 rebounds are most among Big Ten active players
- had 17 pts & 6 rbs at Michigan on Jan. 22
- scored career point No. 1,000 vs. N'western (Jan. 9)
- 140 blocks in his four seasons ranks 4th all-time at Iowa
- ranks 6th in Big Ten rebounding (6.7), in league games only



2

Josh Oglesby • G

	MIN	PTS	REB	AST	STL	FG%	FT%
SEASON	17.5	5.8	1.6	1.0	0.2	.460	.500
BIG TEN	17.2	5.1	1.6	0.9	0.1	.422	.000
CAREER	17.4	5.4	1.5	1.1	0.2	.350	.742

6-5 • 208 • Jr. • Cedar Rapids, Iowa

- scored in double figures 14 career times -- twice this year
- broke bone in his right foot Nov. 6 (2 days before opener)
- sank first four 3-pt attempts vs. Pine Bluff and Minnesota
- made at least 1 triple the last four games
- made season debut Dec. 22 vs. Arkansas-Pine Bluff (UAPB)



3

Peter Jok • G

	MIN	PTS	REB	AST	STL	FG%	FT%
SEASON	11.2	5.3	1.3	0.9	0.3	.373	.813
BIG TEN	4.2	0.8	0.5	0.0	0.0	.250	.750
CAREER	11.2	5.3	1.3	0.9	0.3	.373	.813

6-6 • 200 • Fr. • West Des Moines, Iowa

- tallied double figures six times
- ranks 10th in team scoring (5.3) & 6th in 3-pters made (12)
- did not see action the last meeting at Michigan (Jan. 22)
- made at least one triple in nine contests
- scored a personal-best 15 points versus Abilene Christian



4

Roy Devyn Marble • G

	MIN	PTS	REB	AST	STL	FG%	FT%
SEASON	28.3	16.0	3.7	3.0	1.9	.416	.685
BIG TEN	31.5	17.0	4.2	2.2	1.6	.424	.731
CAREER	27.0	11.9	3.5	2.7	1.3	.414	.719

6-6 • 200 • Sr. • Iowa City, Iowa

- averages 17 ppg, 4.2 rpg, 2.2 asts 1.6 stls in 10 B1G games
- scored career point No. 1,500 in Tuesday's game vs. OSU
- scored 30+ pts 3x in career - most of any active B1G player
- netted 13 points at Michigan on Jan. 22
- ranks 8th in Iowa history in career steals (160)




5

Anthony Clemmons • G

	MIN	PTS	REB	AST	STL	FG%	FT%
SEASON	14.2	3.0	1.4	2.1	0.5	.513	.622
BIG TEN	8.9	0.7	0.8	0.9	0.4	.167	.455
CAREER	15.8	3.8	1.6	2.5	0.5	.405	.685

6-1 • 195 • So. • Lansing, Mich.

- 49 assists to only 23 turnovers through 23 contests
- scored 2 points on only FG attempt Tuesday vs. Ohio State
- shooting 51% (20-39) from the field this season
- scored a season-high 11 pts & blocked 2 shots vs. Omaha
- equaled career high with 2 triples vs. Pine Bluff (Dec. 22)




10

Mike Gesell • G

	MIN	PTS	REB	AST	STL	FG%	FT%
SEASON	22.6	7.5	2.0	3.6	1.3	.415	.653
BIG TEN	25.3	9.2	2.0	3.8	1.5	.432	.647
CAREER	24.1	8.2	2.4	3.0	1.2	.407	.732

6-1 • 190 • So. • South Sioux City, Neb.

- scored a season-high 16 points vs. Ohio State on Tuesday
- tallied double figures 8x this year, including 4 of the last 7
- only 7 turnovers combined the last 6 games (19 assists)
- had 4 pts, 3 rbs, 2 asts & 1 stl at Michigan on Jan. 22
- ranks 20th in the country in assist/turnover margin (3.0)




15

Zach McCabe • F

	MIN	PTS	REB	AST	STL	FG%	FT%
SEASON	16.6	6.7	3.0	1.3	0.5	.385	.700
BIG TEN	16.4	4.7	2.5	1.5	0.8	.321	.538
CAREER	18.4	6.5	3.8	1.1	0.7	.405	.754

6-7 • 235 • Sr. • Sioux City, Iowa

- ranks seventh in team scoring (6.7)
- dished out 2+ assists in 5 of the last 7 games
- had 5 rbs & 4 pts vs. Ohio State on Tuesday
- tallied double figures in eight games this season
- Battle 4 Atlantis All-Tournament team (averaged 13.0 ppg)




20

Jarrod Uthoff • F

	MIN	PTS	REB	AST	BLK	FG%	FT%
SEASON	19.0	8.5	5.0	0.8	1.2	.520	.797
BIG TEN	16.5	5.5	2.9	0.5	0.9	.444	.667
CAREER	19.0	8.5	5.0	0.8	1.2	.520	.797

6-9 • 208 • So. • Cedar Rapids, Iowa

- 3rd in team scoring (8.5); 2nd in blks (1.2); 4th in rbs (5.0)
- ranks 3rd in Big Ten in scoring (8.5) amongst reserves
- grabbed 3 rbs and scored 2 pts at Michigan on Jan. 22
- had 7 pts, 2 blks, 2 rbs in victory at Illinois on Feb. 1
- 2 double-doubles this year (FDU and UMES)




30

Aaron White • F

	MIN	PTS	REB	BLK	AST	FG%	FT%
SEASON	26.4	13.3	6.5	0.5	2.1	.602	.835
BIG TEN	30.3	13.4	6.8	0.5	2.1	.519	.814
CAREER	26.6	12.3	6.1	0.6	1.4	.512	.754

6-9 • 220 • Jr. • Strongsville, Ohio

- game-high 7 rbs to go along with 8 pts vs. OSU on Tuesday
- scored 16 of his 17 pts in 2nd half at Michigan on Jan. 22
- ranks 3rd in Big Ten field goal percentage (.602)
- ranks 2nd in team scoring (13.3) and 1st in rebounding (6.5)
- 11 career double-doubles, including 3 this season



34

Adam Woodbury • C

	MIN	PTS	REB	AST	BLK	FG%	FT%
SEASON	16.5	5.7	4.0	1.0	0.4	.522	.706
BIG TEN	16.4	5.6	3.7	0.5	0.6	.576	.692
CAREER	16.5	5.2	4.5	0.7	0.6	.500	.608

7-1 • 240 • So. • Sioux City, Iowa

- averaged 6.6 points and 4.2 rebounds the last 5 games
- shooting 20% better from the FT line compared to last year
- had 8 pts (3-3 FG, 2-2 FT) & 4 rbs at Michigan on Jan. 22
- scored 10 pts twice this year (N'western & Pine Bluff)
- grabbed a career-high 11 rebounds at Iowa State (Dec. 13)



IOWA HAWKEYE BASKETBALL

Updated Iowa Player Bio

Melsahn Basabe



1

Sr., 6-7, 220, Forward
Glen Cove, N.Y.
St. Mark's

- Became the 42nd player in Iowa history to record 1,000 career points when he surpassed the 1,000-point threshold vs. Northwestern (Jan. 9)
- His 127 games played tie as the eighth most in program history
- His 717 rebounds are the most among active Big Ten players
- His 140 career blocks ranks fourth all-time at Iowa
- Three double-doubles this season and 15 in his career
- Ranks eighth in Big Ten rebounding (6.5) in all games and is sixth conference games only rebounding (6.7)
- Sank nine of his last 10 free throw attempts the last six games (.900)
- Posted double figures seven times this season
- One of only four Hawkeyes to lead the team in blocks three-straight seasons
- Scored a season-high 12 points vs. Maryland Eastern Shore
- Netted 10 points in win over UTEP
- Collected a career-high three steals vs. Villanova
- Scored a team-high 15 points, while also snagging eight rebounds in win over Drake
- Posted first double-double of the season and 13th of his career in win over FDU (12 points and 11 rebounds)
- Grabbed a game-high nine boards at #4 Wisconsin
- Recorded his second double-double of the year in home win over Northwestern, scoring 16 points to along with 10 rebounds

2013-14 Game-by-Game

				Total		3-Pointers		Free throws		Rebounds											
Opponent	Date	gs	min	fg-fga	pct	3fg-fga	pct	ft-fa	pct	off	def	tot	avg	pf	a	t/o	blk	stl	pts	avg	
UNC WILMINGTON	11/08/13	*	13	4-6	.667	0-0	.000	0-0	.000	1	5	6	6.0	1	0	0	1	0	8	8.0	
NEBRASKA-OMAHA	11/10/13	*	19	2-5	.400	0-0	.000	3-4	.750	2	7	9	7.5	3	1	0	2	1	7	7.5	
MD. EASTERN SHORE	11/14/13	*	20	2-3	.667	0-0	.000	8-12	.667	2	5	7	7.3	0	0	0	0	0	12	9.0	
ABILENE CHRISTIAN	11/17/13	*	13	2-4	.500	0-0	.000	0-0	.000	1	3	4	6.5	0	0	1	0	0	4	7.8	
PENN	11/22/13	*	19	1-5	.200	0-0	.000	3-4	.750	3	3	6	6.4	1	0	0	0	1	5	7.2	
vs Xavier	11/28/13	*	18	2-5	.400	0-0	.000	0-2	.000	2	2	4	6.0	0	0	1	1	0	4	6.7	
vs UTEP	11/29/13	*	19	5-8	.625	0-0	.000	0-0	.000	0	7	7	6.1	0	0	0	1	0	10	7.1	
vs Villanova	11/30/13	*	25	1-6	.167	0-0	.000	0-0	.000	1	5	6	6.1	3	1	1	0	3	2	6.5	
NOTRE DAME	12/03/13	*	12	3-4	.750	0-0	.000	0-0	.000	0	1	1	5.6	1	0	1	1	0	6	6.4	
vs Drake	12/07/13	*	22	7-10	.700	0-0	.000	1-2	.500	2	6	8	5.8	2	0	1	1	0	15	7.3	
FAIRLEIGH DICKINSON	12/09/13	*	16	5-7	.714	0-0	.000	2-4	.500	4	7	11	6.3	3	0	3	2	0	12	7.7	
at Iowa State	12/13/13	*	17	2-4	.500	0-0	.000	0-0	.000	2	4	6	6.3	3	0	2	0	0	4	7.4	
ARKANSAS PINE BLUFF	12/22/13	*	20	3-5	.600	0-0	.000	3-5	.600	2	3	5	6.2	1	0	4	1	1	9	7.5	
NEBRASKA	12/31/13	*	23	2-5	.400	0-0	.000	1-2	.500	1	6	7	6.2	1	0	1	3	1	5	7.4	
at Wisconsin	01/05/14	*	18	0-2	.000	0-0	.000	2-2	1.000	2	7	9	6.4	3	0	2	2	0	2	7.0	
NORTHWESTERN	01/09/14	*	24	5-5	1.000	0-0	.000	6-10	.600	3	7	10	6.6	1	0	2	1	0	16	7.6	
at Ohio State	01/12/14	*	18	4-5	.800	0-0	.000	3-4	.750	2	8	10	6.8	4	1	1	0	0	11	7.8	
MINNESOTA	01/19/14	*	19	2-2	1.000	0-0	.000	2-2	1.000	2	5	7	6.8	4	0	2	0	0	6	7.7	
at Michigan	01/22/14	*	31	7-12	.583	0-0	.000	3-4	.750	3	3	6	6.8	1	0	0	1	1	17	8.2	
at Northwestern	01/25/14	*	15	3-3	1.000	0-0	.000	2-2	1.000	1	3	4	6.7	0	1	2	1	0	8	8.2	
MICHIGAN STATE	01/28/14	*	28	3-8	.375	0-0	.000	2-2	1.000	4	2	6	6.6	2	0	2	0	2	8	8.1	
at Illinois	02/01/14	*	23	2-4	.500	0-0	.000	0-0	.000	2	2	4	6.5	2	0	0	0	1	4	8.0	
OHIO STATE	02/04/14	*	14	2-3	.667	0-0	.000	0-0	.000	2	2	4	6.4	0	0	1	1	0	4	7.8	
Totals			23	446	69-121	.570	0-0	.000	41-61	.672	44	103	147	6.4	36	4	27	19	11	179	7.8

Games played: 23
Minutes/game: 19.4
Points/game: 7.8
FG Pct: 57.0
FT Pct: 67.2

Rebounds/game: 6.4
Assists/game: 0.2
Turnovers/game: 1.2
Assist/turnover ratio: 0.1
Steals/game: 0.5
Blocks/game: 0.8

- Posted his second straight double-double (11 points and 10 rebounds) in road win at #3 Ohio State
- Grabbed a team-high seven rebounds in home win over Minnesota
- Netted a season-high 17 points, 15 in the first half, and grabbed six boards at #21 Michigan

Personal Bests

Points: 25 at Michigan, 1/30/11
Rebounds: 14 vs. Iowa State, 12/10/10
FGM: 9 at Michigan, 1/30/11
FGA: 14 vs. Iowa State, 12/10/10
FTM: 8, 3x, last vs. Penn State, 1/31/13
FTA: 11 vs. Ohio State, 1/4/11
Assists: 2, 4x, last vs. A&M-CC, 12/1/12
Steals: 3 vs. Villanova, 11/30/13
Blocks: 7 vs. Iowa State, 12/10/10
Minutes: 37 vs. Wisconsin, 2/9/11

CAREER STATISTICS

YEAR	G/S	FG-A	PCT	3-PT	PCT	FT-A	PCT	RB	AVG	PF-FO	AS	TO	BK	ST	PTS	AVG
Fresh.	31/31	131-229	.572	0-0	.000	80-112	.714	210	6.8	83-2	9	65	41	12	342	11.0
Soph.	35/21	109-208	.524	0-0	.000	69-105	.657	168	4.8	71-1	11	45	36	18	287	8.2
Junior	38/18	99-206	.481	0-1	.000	61-93	.656	192	5.1	62-0	18	37	45	16	259	6.9
Senior	23/23	69-121	.570	0-0	.000	41-61	.672	147	6.4	36-0	4	27	19	11	179	7.8
TOTALS	127/93	408-764	.534	0-1	.000	251-371	.677	717	5.6	252-4	42	174	141	57	1,067	8.4



IOWA HAWKEYE BASKETBALL

Updated Iowa Player Bio

Anthony Clemmons



5

So., 6-1, 195, Guard
Lansing, Mich.
Sexton HS

- Boasts a 2.1 assist-to-turnover ratio
- Averaged 4.7 assists at Battle 4 Atlantis
- Shooting 51 percent (20-of-39) from the field
- Blocked a career-high two shots, while also scoring a season-high 11 points in win over Nebraska-Omaha
- Scored six points or more in 6-of-8 games, including a season-high 11 against Nebraska-Omaha
- Tied for the team lead in assists (3) in victory over Penn
- His four rebounds and 29 minutes in overtime win over Xavier tied career highs
- Equaled a career high with two 3-pointers in win over Arkansas-Pine Bluff
- Tied a career high with four rebounds, three assists and a steal in only 13 minutes in win at Illinois

Personal Bests

Points: 14 vs. Iowa State, 12/7/12
Rebounds: 4, 5x, last at Illinois, 2/1/14
FGM: 5 vs. Iowa State, 12/7/12
FGA: 8 vs. Iowa State, 12/7/12
3-pt FG: 2, 4x, last vs. Ark.-Pine Bluff, 12/22/13
3-pt FGA: 4, 3x, last at Ohio State, 1/22/13
FTM: 5 vs. Penn State, 1/31/13
FTA: 6 vs. 2x, last at Penn, 11/22/13
Assists: 9 vs. Coppin State, 12/22/12
Steals: 3, 3x, last vs. Michigan State, 3/15/13
Blocks: 2, vs. Nebraska-Omaha, 11/10/13
Minutes: 29, 2x, last vs. Xavier, 11/2/13

2013-14 Game-by-Game

Opponent	Date	gs	min	Total		3-Pointers		Free throws		Rebounds				pf	a	t/o	blk	stl	pts	avg
				fg-fga	pct	3fg-fga	pct	ft-fa	pct	off	def	tot	avg							
UNC WILMINGTON	11/08/13	20	2-3	.667	0-0	.000	2-4	.500	0	3	3	3.0	0	5	1	1	1	1	6	6.0
NEBRASKA-OMAHA	11/10/13	25	4-5	.800	1-2	.500	2-3	.667	1	1	2	2.5	0	1	3	2	1	11	8.5	
MD. EASTERN SHORE	11/14/13	13	1-1	1.000	0-0	.000	0-0	.000	0	3	3	2.7	2	4	0	0	1	2	6.3	
ABILENE CHRISTIAN	11/17/13	17	2-3	.667	0-0	.000	3-3	1.000	0	3	3	2.8	0	3	0	0	1	7	6.5	
PENN	11/22/13	17	1-3	.333	1-2	.500	4-6	.667	0	0	0	2.2	1	3	2	0	1	7	6.6	
vs Xavier	11/28/13	29	0-1	.000	0-0	.000	3-5	.600	0	3	3	2.3	2	7	2	0	1	3	6.0	
vs UTEP	11/29/13	15	2-2	1.000	1-1	1.000	1-2	.500	0	4	4	2.6	1	4	0	0	1	6	6.0	
vs Villanova	11/30/13	25	2-3	.667	1-2	.500	1-1	1.000	0	2	2	2.5	4	3	2	0	0	6	6.0	
NOTRE DAME	12/03/13	19	0-3	.000	0-1	.000	0-0	.000	1	1	2	2.4	1	2	1	0	0	0	5.3	
vs Drake	12/07/13	14	0-1	.000	0-1	.000	2-2	1.000	0	0	0	2.2	0	2	1	0	0	2	5.0	
FAIRLEIGH DICKINSON	12/09/13	10	2-3	.667	0-0	.000	0-0	.000	1	1	2	2.2	3	1	0	0	0	4	4.9	
at Iowa State	12/13/13	14	1-2	.500	0-1	.000	0-0	.000	0	0	0	2.0	1	3	1	0	0	2	4.7	
ARKANSAS PINE BLUFF	12/22/13	19	2-3	.667	2-3	.667	0-0	.000	0	1	1	1.9	1	2	2	1	0	6	4.8	
NEBRASKA	12/31/13	15	0-0	.000	0-0	.000	2-4	.500	0	1	1	1.9	4	1	2	0	0	2	4.6	
at Wisconsin	01/05/14	9	0-1	.000	0-0	.000	0-0	.000	0	0	0	1.7	3	1	1	0	0	0	4.3	
NORTHWESTERN	01/09/14	9	0-1	.000	0-0	.000	1-2	.500	0	0	0	1.6	1	1	2	0	1	1	4.1	
at Ohio State	01/12/14	5	0-0	.000	0-0	.000	0-0	.000	0	2	2	1.6	0	1	0	0	1	0	3.8	
MINNESOTA	01/19/14	5	0-0	.000	0-0	.000	0-2	.000	0	0	0	1.6	1	0	0	0	0	0	3.6	
at Michigan	01/22/14	5	0-0	.000	0-0	.000	0-0	.000	0	1	1	1.5	0	1	1	0	0	0	3.4	
at Northwestern	01/25/14	11	0-1	.000	0-0	.000	0-0	.000	0	0	0	1.5	1	0	0	0	1	0	3.3	
MICHIGAN STATE	01/28/14	11	0-0	.000	0-0	.000	2-2	1.000	0	0	0	1.4	2	1	1	0	0	2	3.2	
at Illinois	02/01/14	13	0-2	.000	0-0	.000	0-1	.000	2	2	4	1.5	0	3	1	0	1	0	3.0	
OHIO STATE	02/04/14	6	1-1	1.000	0-0	.000	0-0	.000	0	0	0	1.4	3	0	0	0	0	2	3.0	
Totals		0	326	20-39	.513	6-13	.462	23-37	.622	5	28	33	1.4	31	49	23	4	11	69	3.0

Games played: 23
 Minutes/game: 14.2
 Points/game: 3.0
 FG Pct: 51.3
 3FG Pct: 46.2
 FT Pct: 62.2

Rebounds/game: 1.4
 Assists/game: 2.1
 Turnovers/game: 1.0
 Assist/turnover ratio: 2.1
 Steals/game: 0.5
 Blocks/game: 0.2

CAREER STATISTICS

YEAR	G/GS	FG-A	PCT	3-PT	PCT	FT-A	PCT	RB	AVG	PF-FO	AS	TO	BK	ST	PTS	AVG
Fresh.	38/13	55-146	.377	17-47	.362	38-52	.731	62	1.6	68-1	105	63	8	21	165	4.3
Soph.	23/0	20-39	.513	6-13	.462	23-37	.622	33	1.4	31-0	49	23	4	11	69	3.0
TOTALS	61/13	75-185	.405	23-60	.383	61-89	.685	95	1.6	99-1	154	86	12	32	234	3.8



IOWA HAWKEYE BASKETBALL

Updated Iowa Player Bio

Kyle Denning



13

Jr., 6-1, 160, Guard
Cedar Falls, Iowa
Northern University HS

- Non-scholarship athlete
- Saw action in 25 career games, including nine this season
- Scored a single-season-high 10 points through six games this season
- Made one basket in all 5-of-7 games played this year
- Drained a 3-pointer in wins over UNC Wilmington and Maryland-Eastern Shore
- Played a career-high eight minutes against Maryland Eastern Shore and Abilene Christian
- Tallied two points and had a rebound in victory over Penn
- Scored two points in win over FDU
- Netted two points and had an assist in win over Arkansas-Pine Bluff

Personal Bests

Points: 6 vs. SC State, 12/19/12
Rebounds: 1, 5x, last vs. Penn, 11/22/13
FGM: 2 vs. SC State, 12/19/12
FGA: 4 vs. ACU, 11/17/13
3-pt FG: 2 vs. SC State, 12/19/12
3-pt FGA: 3, 2x, last vs. ACU, 11/17/13
FTM: 2 vs. Chicago State, 11/11/11
FTA: 2 vs. Chicago State, 11/11/11
Assists: 2 vs. 2x, last vs. ACU, 11/17/13
Steals: 1 vs. 2x, last vs. ACU, 11/17/13
Blocks: - - -
Minutes: 8, 2x, last vs. ACU, 11/17/13

2013-14 Game-by-Game

Opponent	Date	gs	min	Total		3-Pointers		Free throws		Rebounds				pf	a	t/o	blk	stl	pts	avg
				fg-fga	pct	3fg-fga	pct	ft-fa	pct	off	def	tot	avg							
UNC WILMINGTON	11/08/13	6	1-1	1.000	1-1	1.000	0-0	.000	0	1	1	1.0	0	0	0	0	0	0	3	3.0
MD. EASTERN SHORE	11/14/13	8	1-2	.500	1-2	.500	0-0	.000	0	1	1	1.0	1	1	0	0	0	0	3	3.0
ABILENE CHRISTIAN	11/17/13	8	1-4	.250	0-3	.000	0-0	.000	0	0	0	0.7	0	2	0	0	1	2	2.7	
PENN	11/22/13	5	1-1	1.000	0-0	.000	0-0	.000	0	1	1	0.8	0	0	0	0	0	0	2	2.5
vs UTEP	11/29/13	3	0-0	.000	0-0	.000	0-0	.000	0	0	0	0.6	0	0	0	0	0	0	0	2.0
vs Drake	12/07/13	1	0-0	.000	0-0	.000	0-0	.000	0	0	0	0.5	0	0	0	0	0	0	0	1.7
FAIRLEIGH DICKINSON	12/09/13	5	1-2	.500	0-1	.000	0-0	.000	0	0	0	0.4	0	0	0	0	0	0	2	1.7
ARKANSAS PINE BLUFF	12/22/13	5	1-1	1.000	0-0	.000	0-0	.000	0	0	0	0.4	0	1	1	0	0	0	2	1.8
at Northwestern	01/25/14	1	0-0	.000	0-0	.000	0-0	.000	0	0	0	0.3	0	0	0	0	0	0	0	1.6
Totals		0	42	6-11	.545	2-7	.286	0-0	.000	0	3	3	0.3	1	4	1	0	1	14	1.6

Games played: 9
 Minutes/game: 4.7
 Points/game: 1.6
 FG Pct: 54.5
 3FG Pct: 28.6

Rebounds/game: 0.3
 Assists/game: 0.4
 Turnovers/game: 0.1
 Assist/turnover ratio: 4.0
 Steals/game: 0.1

CAREER STATISTICS

YEAR	G/GS	FG-A	PCT	3-PT	PCT	FT-A	PCT	RB	AVG	PF-FO	AS	TO	BK	ST	PTS	AVG
Fresh.	4/0	1-2	.500	0-1	.000	2-2	1.000	1	0.3	0-0	0	1	0	0	4	1.0
Soph.	12/0	2-4	.500	2-4	.500	0-0	.000	1	0.1	1-0	3	2	0	1	6	0.5
Junior	9/0	6-11	.545	2-7	.286	0-0	.000	3	0.3	1-0	4	1	0	1	14	1.6
TOTALS	25/0	9-17	.529	4-12	.333	2-2	1.000	5	0.2	2-0	7	4	0	2	24	1.0



IOWA HAWKEYE BASKETBALL

Updated Iowa Player Bio

Mike Gesell



10

So., 6-1, 190, Guard
South Sioux City, Neb.
South Sioux City HS

- Ranks 20th in the country in assist-to-turnover ratio (3.0)
- Averaged 9.4 points, 3.9 assists, 1.4 steals and 2.1 rebounds the last nine contests
- Ranks first on the team and 10th in the Big Ten in assists (3.6) and 10th in the league in steals (1.3)
- Committed only seven combined turnovers the last six games (19 assists)
- Scored a season-high 11 points four times this season (Iowa State, Ohio State, Minnesota and Northwestern)
- Only Iowa freshmen to post 295+ points, 85+ rebounds and 85+ assists in a season (2012-13)
- Shifted back to point guard after starting the first two games this season at the off-guard spot
- Scored in double figures 21 career times, including eight times this year
- Credited with five assists or more eight times this season
- Drained two triples in five games
- Tallied eight points in win over Maryland Eastern Shore
- Reached double figures for the first time this season, scoring 10 in victory over Penn
- Scored 10 points in back-to-back games against Villanova and Notre Dame
- Registered 11 points, and six assists and no turnovers at #16 Iowa State
- Posted game highs in assists (7) and steals (3) to go along with nine points at #4 Wisconsin
- Tallied nine points, six assists and two steals in home win over Northwestern

2013-14 Game-by-Game

				Total		3-Pointers		Free throws		Rebounds											
Opponent	Date	gs	min	fg-fga	pct	3fg-fga	pct	ft-fa	pct	off	def	tot	avg	pf	a	t/o	blk	stl	pts	avg	
UNC WILMINGTON	11/08/13	*	15	1-3	.333	0-1	.000	1-2	.500	0	0	0	0.0	0	3	0	0	2	3	3.0	
NEBRASKA-OMAHA	11/10/13	*	14	0-0	.000	0-0	.000	1-2	.500	0	1	1	0.5	0	1	2	0	0	1	2.0	
MD. EASTERN SHORE	11/14/13	*	17	3-5	.600	2-3	.667	0-0	.000	0	1	1	0.7	4	7	1	0	0	8	4.0	
ABILENE CHRISTIAN	11/17/13	*	21	1-6	.167	1-4	.250	0-0	.000	1	2	3	1.3	0	3	0	0	2	3	3.8	
PENN	11/22/13	*	21	4-10	.400	2-6	.333	0-0	.000	0	0	0	1.0	2	2	0	0	2	10	5.0	
vs Xavier	11/28/13	*	27	3-11	.273	1-3	.333	0-0	.000	0	2	2	1.2	3	2	0	0	0	7	5.3	
vs UTEP	11/29/13	*	24	2-5	.400	1-2	.500	0-0	.000	0	3	3	1.4	1	7	1	0	1	5	5.3	
vs Villanova	11/30/13	*	29	4-7	.571	2-3	.667	0-0	.000	0	0	0	1.3	5	3	0	1	2	10	5.9	
NOTRE DAME	12/03/13	*	22	3-6	.500	2-3	.667	2-2	1.000	1	4	5	1.7	2	2	2	0	2	10	6.3	
vs Drake	12/07/13	*	16	1-4	.250	0-1	.000	0-0	.000	0	3	3	1.8	3	2	1	0	0	2	5.9	
FAIRLEIGH DICKINSON	12/09/13	*	21	1-5	.200	0-1	.000	4-4	1.000	0	2	2	1.8	1	5	1	0	2	6	5.9	
at Iowa State	12/13/13	*	26	4-8	.500	1-3	.333	2-5	.400	1	1	2	1.8	3	6	0	0	0	11	6.3	
ARKANSAS PINE BLUFF	12/22/13	*	14	2-3	.667	0-1	.000	0-0	.000	1	3	4	2.0	1	1	3	0	1	4	6.2	
NEBRASKA	12/31/13	*	19	2-5	.400	0-1	.000	3-6	.500	0	1	1	1.9	1	3	4	0	2	7	6.2	
at Wisconsin	01/05/14	*	29	3-12	.250	0-3	.000	3-5	.600	1	2	3	2.0	1	7	1	0	3	9	6.4	
NORTHWESTERN	01/09/14	*	25	3-5	.600	2-3	.667	1-2	.500	0	2	2	2.0	1	6	1	1	2	9	6.6	
at Ohio State	01/12/14	*	26	3-7	.429	1-4	.250	4-4	1.000	2	3	5	2.2	2	3	3	0	1	11	6.8	
MINNESOTA	01/19/14	*	27	4-9	.444	0-2	.000	3-5	.600	0	2	2	2.2	2	5	1	0	1	11	7.1	
at Michigan	01/22/14	*	30	2-4	.500	0-0	.000	0-0	.000	1	2	3	2.2	3	2	1	0	1	4	6.9	
at Northwestern	01/25/14	*	26	5-10	.500	1-3	.333	0-0	.000	0	1	1	2.2	2	6	1	0	2	11	7.1	
MICHIGAN STATE	01/28/14	*	25	1-6	.167	0-2	.000	4-6	.667	0	1	1	2.1	1	0	0	0	2	6	7.0	
at Illinois	02/01/14	*	21	2-5	.400	1-3	.333	3-4	.750	0	1	1	2.0	2	3	3	0	0	8	7.1	
OHIO STATE	02/04/14	*	25	7-11	.636	1-4	.250	1-2	.500	0	1	1	2.0	3	3	1	0	1	16	7.5	
Totals			23	520	61-147	.415	18-56	.321	32-49	.653	8	38	46	2.0	43	82	27	2	29	172	7.5

Games played: 23
 Minutes/game: 22.6
 Points/game: 7.5
 FG Pct: 41.5
 3FG Pct: 32.1
 FT Pct: 65.3

Rebounds/game: 2.0
 Assists/game: 3.6
 Turnovers/game: 1.2
 Assist/turnover ratio: 3.0
 Steals/game: 1.3
 Blocks/game: 0.1

- Scored 11 points and dished out three assists in road win at #3 Ohio State
- Dished out a game-high five assists to go along with 11 points in home win over Minnesota
- Matched a season high with 11 points to go along with six assists and a team-high two steals in road win at Northwestern
- Tallied a season-high 16 points to go along with three assists in home game vs. #25 Ohio State

Personal Bests

Points: 23 vs. UNI, 12/15/12
Rebounds: 6, 2x, last at Minnesota, 2/3/13
FGM: 7 vs. Western Kentucky, 11/20/12
FGA: 15 at Wisconsin, 2/6/13
3-pt FG: 4 vs. UNI, 12/15/12
3-pt FGA: 6, 2x, last vs. UNI, 12/15/12
FTM: 7 vs. UNI, 12/15/12
FTA: 9 vs. UNI, 12/15/12
Assists: 8 vs. SC State, 12/19/12
Steals: 4 vs. Minnesota, 2/17/13
Blocks: 1, 11x, last vs. Villanova, 11/30/13
Minutes: 42 at Wisconsin, 2/6/13

CAREER STATISTICS

YEAR	G/GS	FG-A	PCT	3-PT	PCT	FT-A	PCT	RB	AVG	PF-FO	AS	TO	BK	ST	PTS	AVG
Fresh.	34/30	106-263	.403	33-104	.317	50-63	.794	88	2.6	63-0	89	59	10	40	295	8.7
Soph.	23/23	61-147	.415	18-56	.321	32-49	.653	46	2.0	43-1	82	27	2	29	172	7.5
TOTALS	57/53	167-410	.407	51-160	.319	82-112	.732	134	2.4	106-1	171	86	12	69	467	8.2



IOWA HAWKEYE BASKETBALL

Updated Iowa Player Bio

Peter Jok



3

Fr., 6-6, 200, Guard
West Des Moines, Iowa
Valley HS

- Played in 19 games, scoring in double figures six times
- Missed only six free throws (26-of-32)
- Scored 11 points and snagged a personal-best five rebounds in win over UNC Wilmington
- Netted a personal-best 15 points, bolstered by 3-5 shooting from 3-point range, in win over Abilene Christian
- Scored 14 points, shooting 2-of-4 from 3-point range in win over UTEP
- Tallied 14 points and grabbed a personal-best seven rebounds in win over Drake
- Dished out a personal-best four assists to go along with 11 points in win over FDU
- Equaled a personal best with four assists in win over Arkansas-Pine Bluff

Personal Bests

Points: 15 vs. ACU, 11/17/13
Rebounds: 7 vs. Drake, 12/7/13
FGM: 6 vs. ACU, 11/17/13
FGA: 13 vs. UNC Wilmington, 11/8/13
3-pt FG: 3 vs. ACU, 11/17/13
3-pt FGA: 5, 2x, last vs. ACU, 11/17/13
FTM: 4, UTEP, 11/29/13
FTA: 5 vs. UTEP, 11/29/13
Assists: 4, 2x, last vs. Ark.-Pine Bluff, 12/22/13
Steals: 2 vs. ACU, 11/17/13
Blocks: 1, 2x, last vs. Xavier, 11/25/13
Minutes: 24, 2x, last vs. FDU, 12/9/13

2013-14 Game-by-Game

		Total				3-Pointers		Free throws		Rebounds										
Opponent	Date	gs	min	fg-fga	pct	3fg-fga	pct	ft-fa	pct	off	def	tot	avg	pf	a	t/o	blk	stl	pts	avg
UNC WILMINGTON	11/08/13	20	5-13	.385	1-5	.200	0-0	.000	2	3	5	5.0	0	1	1	0	0	0	11	11.0
NEBRASKA-OMAHA	11/10/13	9	1-6	.167	1-3	.333	0-0	.000	0	0	0	2.5	1	1	0	0	0	0	3	7.0
MD. EASTERN SHORE	11/14/13	24	1-5	.200	0-1	.000	8-8	1.000	0	2	2	2.3	2	2	3	0	1	1	10	8.0
ABILENE CHRISTIAN	11/17/13	20	6-8	.750	3-5	.600	0-1	.000	0	0	0	1.8	2	3	0	1	2	15	9.8	
PENN	11/22/13	14	2-4	.500	1-2	.500	3-4	.750	0	1	1	1.6	2	0	0	0	0	0	8	9.4
vs Xavier	11/28/13	9	0-2	.000	0-2	.000	0-0	.000	0	1	1	1.5	0	0	1	1	0	0	0	7.8
vs UTEP	11/29/13	17	4-9	.444	2-4	.500	4-5	.800	0	0	0	1.3	3	1	1	0	0	0	14	8.7
vs Villanova	11/30/13	5	1-6	.167	1-4	.250	0-0	.000	0	1	1	1.3	0	0	0	0	0	0	3	8.0
NOTRE DAME	12/03/13	3	1-3	.333	1-2	.500	0-0	.000	0	0	0	1.1	1	0	0	0	0	0	3	7.4
vs Drake	12/07/13	20	5-12	.417	1-5	.200	3-4	.750	3	4	7	1.7	1	1	0	0	0	1	14	8.1
FAIRLEIGH DICKINSON	12/09/13	24	4-7	.571	1-2	.500	2-2	1.000	0	2	2	1.7	0	4	0	0	0	1	11	8.4
at Iowa State	12/13/13	8	0-2	.000	0-2	.000	2-2	1.000	0	0	0	1.6	0	0	2	0	0	0	2	7.8
ARKANSAS PINE BLUFF	12/22/13	14	0-2	.000	0-1	.000	1-2	.500	0	3	3	1.7	0	4	4	0	1	1	7.3	
NEBRASKA	12/31/13	4	0-0	.000	0-0	.000	1-2	.500	0	0	0	1.6	0	0	0	0	0	0	1	6.9
NORTHWESTERN	01/09/14	7	0-0	.000	0-0	.000	2-2	1.000	0	1	1	1.5	0	0	0	0	0	0	2	6.5
MINNESOTA	01/19/14	5	1-3	.333	0-0	.000	0-0	.000	0	1	1	1.5	0	0	0	0	0	0	2	6.3
at Northwestern	01/25/14	2	0-0	.000	0-0	.000	0-0	.000	0	1	1	1.5	1	0	0	0	0	0	0	5.9
at Illinois	02/01/14	2	0-0	.000	0-0	.000	0-0	.000	0	0	0	1.4	0	0	0	0	0	0	0	5.6
OHIO STATE	02/04/14	5	0-1	.000	0-1	.000	0-0	.000	0	0	0	1.3	0	0	0	0	0	0	0	5.3
Totals		0	212	31-83	.373	12-39	.308	26-32	.813	5	20	25	1.3	13	17	12	2	6	100	5.3

Games played: 19
 Minutes/game: 11.2
 Points/game: 5.3
 FG Pct: 37.3
 3FG Pct: 30.8
 FT Pct: 81.3

Rebounds/game: 1.3
 Assists/game: 0.9
 Turnovers/game: 0.6
 Assist/turnover ratio: 1.4
 Steals/game: 0.3
 Blocks/game: 0.1

CAREER STATISTICS

YEAR	G/GS	FG-A	PCT	3-PT	PCT	FT-A	PCT	RB	AVG	PF-FO	AS	TO	BK	ST	PTS	AVG
Fresh.	19/0	31-83	.373	12-39	.308	26-32	.813	25	1.3	13-0	17	12	2	6	100	5.3



IOWA HAWKEYE BASKETBALL

Updated Iowa Player Bio

Roy Devyn Marble



4

Sr., 6-6, 200, Guard
Southfield, Mich.
Lathrup HS

- Team co-captain
- Big Ten Player of the Week and Athlon Sports' National Player of the Week (Jan. 13) after leading Iowa to victories over Northwestern and Ohio State
- Averaging 17 points, 4.2 rebounds, 2.2 assists and 1.6 steals in Big Ten play
- Led team in scoring six of the last 10 games
- Ranks 14th in Iowa career scoring and is the only Big Ten father/son duo to amass 1,000+ career points
- Ranks eighth in Iowa career steals (160)
- Only Hawkeye to amass 1,100+ points, 350+ rebounds and 275+ assists as a junior
- Only the second Hawkeye to amass 1,500+ points, 325+ assists, 425+ rebounds and 150+ steals
- Has scored 27 points or more seven times in his career, including at #4 Wisconsin
- Has scored 30+ points three times in his career -- the most of any active Big Ten player
- Scored 21 or more points six times this season
- Averaged 20.3 points, 4.7 rebounds and 4.2 assists in Battle 4 Atlantis
- Ranks fifth in the Big Ten in steals (1.9), ninth in scoring (16.0), and 14th in assists (3.0)
- Poured in a game-high 27 points in only 20 minutes of action in win over Abilene Christian
- Scored in double figures in 18-of-22 games and 74 times in his career
- Collected a career-high six steals, while also scoring 13 points and dishing out three assists in victory over Penn
- Scored a season-high 30 points and drained four 3-pointers in win over Xavier
- Netted a game-high 24 points and grabbed five rebounds against Villanova
- Scored 13 straight points in a span of three minutes in the second half in win over Notre Dame, while finishing with 17 points

2013-14 Game-by-Game

				Total		3-Pointers		Free throws		Rebounds											
Opponent	Date	gs	min	fg-fga	pct	3fg-fga	pct	ft-fa	pct	off	def	tot	avg	pf	a	t/o	blk	stl	pts	avg	
UNC WILMINGTON	11/08/13	*	20	3-5	.600	1-3	.333	1-2	.500	1	1	2	2.0	0	5	2	0	3	8	8.0	
NEBRASKA-OMAHA	11/10/13	*	33	2-13	.154	0-5	.000	11-14	.786	1	4	5	3.5	2	4	1	0	2	15	11.5	
MD. EASTERN SHORE	11/14/13	*	18	3-8	.375	1-4	.250	3-4	.750	1	1	2	3.0	0	5	0	0	4	10	11.0	
ABILENE CHRISTIAN	11/17/13	*	20	9-13	.692	3-6	.500	6-6	1.000	0	3	3	3.0	0	2	1	0	1	27	15.0	
PENN	11/22/13	*	26	4-13	.308	1-5	.200	4-7	.571	1	1	2	2.8	1	3	2	1	6	13	14.6	
vs Xavier	11/28/13	*	32	10-23	.435	4-10	.400	6-11	.545	4	2	6	3.3	2	2	2	0	3	30	17.2	
vs UTEP	11/29/13	*	21	2-6	.333	0-1	.000	3-4	.750	2	1	3	3.3	1	6	0	0	0	7	15.7	
vs Villanova	11/30/13	*	37	8-23	.348	2-7	.286	6-12	.500	1	4	5	3.5	2	5	4	0	2	24	16.8	
NOTRE DAME	12/03/13	*	36	7-14	.500	2-5	.400	1-2	.500	0	3	3	3.4	0	2	1	1	1	17	16.8	
vs Drake	12/07/13	*	29	5-11	.455	0-3	.000	4-6	.667	0	6	6	3.7	1	3	0	0	2	14	16.5	
FAIRLEIGH DICKINSON	12/09/13	*	20	3-9	.333	1-3	.333	0-0	.000	1	2	3	3.6	1	2	2	0	1	7	15.6	
at Iowa State	12/13/13	*	35	6-15	.400	2-4	.500	5-8	.625	0	3	3	3.6	2	6	1	0	2	19	15.9	
ARKANSAS PINE BLUFF	12/22/13	*	10	2-3	.667	1-1	1.000	3-6	.500	0	1	1	3.4	0	1	1	0	1	8	15.3	
NEBRASKA	12/31/13	*	31	4-12	.333	0-1	.000	7-11	.636	4	4	8	3.7	3	2	2	0	0	15	15.3	
at Wisconsin	01/05/14	*	36	10-24	.417	4-5	.800	3-4	.750	1	2	3	3.7	4	1	3	0	3	27	16.1	
NORTHWESTERN	01/09/14	*	24	5-7	.714	3-3	1.000	2-4	.500	0	2	2	3.6	3	6	0	0	4	15	16.0	
at Ohio State	01/12/14	*	33	7-13	.538	0-2	.000	8-11	.727	0	4	4	3.6	3	3	3	2	3	22	16.4	
MINNESOTA	01/19/14	*	31	5-14	.357	3-7	.429	3-5	.600	2	1	3	3.6	3	1	2	0	1	16	16.3	
at Michigan	01/22/14	*	31	3-9	.333	2-5	.400	5-6	.833	1	2	3	3.5	4	2	4	0	1	13	16.2	
at Northwestern	01/25/14	*	20	3-8	.375	1-3	.333	7-7	1.000	1	4	5	3.6	1	2	4	0	0	14	16.1	
MICHIGAN STATE	01/28/14	*	37	7-15	.467	1-5	.200	6-8	.750	0	5	5	3.7	2	1	1	2	0	21	16.3	
at Illinois	02/01/14	*	36	5-12	.417	1-2	.500	6-8	.750	1	3	4	3.7	2	2	6	0	3	17	16.3	
OHIO STATE	02/04/14	*	36	4-11	.364	0-3	.000	2-3	.667	1	4	5	3.7	3	2	4	0	1	10	16.0	
Totals			23	652	117-281	.416	33-93	.355	102-149	.685	23	63	86	3.7	40	68	46	6	44	369	16.0

Games played: 23
Minutes/game: 28.3
Points/game: 16.0
FG Pct: 41.6
3FG Pct: 35.5
FT Pct: 68.5

Rebounds/game: 3.7
Assists/game: 3.0
Turnovers/game: 2.0
Assist/turnover ratio: 1.5
Steals/game: 1.9
Blocks/game: 0.3

- Registered 19 points and dished out six assists at #16 Iowa State
- Led team in scoring (15) and rebounding (8) in win over Nebraska
- Netted a game-high 27 points and collected three steals at #4 Wisconsin
- Scored 15 points, dished out six assists and collected a game-high four steals in home win over Northwestern
- Shared game-high scoring honors with 22 points to go along with three assists and three steals in road win at #3 Ohio State
- Tallied 15 of his 16 points in the second half in home win over Minnesota
- Scored all 14 points in the second half, while also clearing five rebounds, in road win at Northwestern
- Led all scorers with 21 points and matched a season high with two blocks in home game vs. #6 Michigan State
- Scored all of his team-high 17 points in the second half and collected a game-high three steals in win at Illinois
- Had 10 points and five rebounds in home game vs. #25 Ohio State

Personal Bests

Points: 31 at Oregon, 3/18/12
Rebounds: 9 vs. Indiana, 12/31/12
FGM: 10, 2x, last vs. Xavier, 11/28/13
FGA: 24, at Wisconsin, 01/05/14
3-pt FG: 7 at Oregon, 3/18/12
3-pt FGA: 10 vs. Xavier, 11/28/13
FTM: 14 vs. UNI, 12/15/12
FTA: 19 vs. UNI, 12/15/12
Assists: 8 vs. Wisconsin, 2/23/12
Steals: 6 vs. Penn, 11/22/13
Blocks: 3 vs. Boise State, 12/22/11
Minutes: 40, 2x, last vs. C. Mich, 11/12/12

CAREER STATISTICS

YEAR	G/GS	FG-A	PCT	3-PT	PCT	FT-A	PCT	RB	AVG	PF-FO	AS	TO	BK	ST	PTS	AVG
Fresh.	31/6	66-174	.379	11-41	.268	35-66	.530	74	2.4	41-0	41	34	2	21	178	5.7
Soph.	35/27	139-319	.436	22-56	.393	102-141	.723	133	3.8	57-0	126	61	14	53	402	11.5
Junior	37/37	176-430	.409	49-150	.337	153-189	.810	147	4.0	50-0	112	80	10	42	554	15.0
Senior	23/23	117-281	.416	33-93	.355	102-149	.685	86	3.7	40-0	68	46	6	44	369	16.0
TOTALS	126/93	498-1204	.414	115-340	.338	392-545	.719	440	3.5	188-0	347	221	32	160	1,503	11.9



IOWA HAWKEYE BASKETBALL

Updated Iowa Player Bio

Zach McCabe



15

Sr., 6-7, 235, Forward
Sioux City, Iowa
Bishop Heelan HS

- Team co-captain
- His 127 games played tie as the eighth most in program history
- Scored in double figures eight times this season, and 28 career times
- Ranks sixth in team scoring (6.7)
- Made at least one 3-pointer in five of the last six games, including the last four
- Went 14-of-28 from the field, and 8-of-16 from 3-point range in three games at Battle 4 Atlantis
- Averaged 13 points in three games at Battle 4 Atlantis
- Netted a season-high 14 points against UTEP and Villanova
- Grabbed a game-high seven rebounds in win over Arkansas-Pine Bluff
- Had seven points and three rebounds in home win over Northwestern
- Collected four rebounds and three assists in road win at #3 Ohio State
- Tallied eight second-half points to go along with five rebounds, three assists and a team-high three steals in home win over Minnesota

2013-14 Game-by-Game

Opponent	Date	gs	min	Total		3-Pointers		Free throws		Rebounds				pf	a	t/o	blk	stl	pts	avg
				fg-fga	pct	3fg-fga	pct	ft-fa	pct	off	def	tot	avg							
UNC WILMINGTON	11/08/13	19	2-5	.400	0-1	.000	1-2	.500	3	4	7	7.0	0	1	1	0	0	0	5	5.0
NEBRASKA-OMAHA	11/10/13	20	3-6	.500	1-1	1.000	5-6	.833	2	1	3	5.0	3	0	2	0	1	12	8.5	
MD. EASTERN SHORE	11/14/13	12	4-7	.571	2-3	.667	1-2	.500	2	3	5	5.0	0	1	0	0	1	11	9.3	
ABILENE CHRISTIAN	11/17/13	17	4-5	.800	2-3	.667	0-0	.000	0	3	3	4.5	2	3	1	0	0	10	9.5	
PENN	11/22/13	8	0-2	.000	0-1	.000	1-2	.500	0	2	2	4.0	3	0	1	0	1	1	7.8	
vs Xavier	11/28/13	19	4-9	.444	1-4	.250	2-2	1.000	2	1	3	3.8	5	0	0	0	1	11	8.3	
vs UTEP	11/29/13	14	5-8	.625	3-5	.600	1-2	.500	2	0	2	3.6	1	2	0	0	0	14	9.1	
vs Villanova	11/30/13	23	5-11	.455	4-7	.571	0-0	.000	2	0	2	3.4	5	2	4	0	0	14	9.8	
NOTRE DAME	12/03/13	22	3-5	.600	1-1	1.000	3-3	1.000	1	2	3	3.3	4	1	0	0	0	10	9.8	
vs Drake	12/07/13	17	2-6	.333	1-4	.250	2-2	1.000	3	1	4	3.4	1	0	0	0	0	7	9.5	
FAIRLEIGH DICKINSON	12/09/13	16	2-6	.333	1-3	.333	5-6	.833	1	0	1	3.2	0	2	0	0	1	10	9.5	
at Iowa State	12/13/13	15	0-7	.000	0-4	.000	0-0	.000	1	2	3	3.2	4	0	1	0	0	0	8.8	
ARKANSAS PINE BLUFF	12/22/13	16	1-5	.200	0-2	.000	0-0	.000	0	7	7	3.5	0	2	0	0	0	2	8.2	
NEBRASKA	12/31/13	11	1-4	.250	0-0	.000	1-3	.333	0	1	1	3.3	3	1	0	0	1	3	7.9	
at Wisconsin	01/05/14	18	2-5	.400	0-2	.000	0-0	.000	1	2	3	3.3	1	0	0	0	0	4	7.6	
NORTHWESTERN	01/09/14	14	3-7	.429	1-3	.333	0-0	.000	1	2	3	3.3	3	0	1	0	0	7	7.6	
at Ohio State	01/12/14	16	0-8	.000	0-5	.000	0-0	.000	0	4	4	3.3	1	3	1	0	0	0	7.1	
MINNESOTA	01/19/14	22	2-6	.333	1-3	.333	3-4	.750	0	5	5	3.4	1	3	0	0	3	8	7.2	
at Michigan	01/22/14	16	1-3	.333	0-1	.000	0-0	.000	0	1	1	3.3	2	2	1	0	0	2	6.9	
at Northwestern	01/25/14	23	3-4	.750	1-1	1.000	1-2	.500	0	0	0	3.1	2	2	1	0	2	8	7.0	
MICHIGAN STATE	01/28/14	14	1-2	.500	1-1	1.000	1-2	.500	0	2	2	3.0	5	1	3	0	0	4	6.8	
at Illinois	02/01/14	8	3-6	.500	1-3	.333	0-0	.000	1	0	1	3.0	4	2	1	0	1	7	6.8	
OHIO STATE	02/04/14	22	1-8	.125	1-6	.167	1-2	.500	2	3	5	3.0	2	1	1	0	1	4	6.7	
Totals		0	382	52-135	.385	22-64	.344	28-40	.700	24	46	70	3.0	52	29	19	0	13	154	6.7

Games played: 23
 Minutes/game: 16.6
 Points/game: 6.7
 FG Pct: 38.5
 3FG Pct: 34.4
 FT Pct: 70.0

Rebounds/game: 3.0
 Assists/game: 1.3
 Turnovers/game: 0.8
 Assist/turnover ratio: 1.5
 Steals/game: 0.6

- Netted eight points and collected two steals in road win at Northwestern
- Scored seven points and had two assists in win at Illinois

Personal Bests

Points: 20, 3x, last vs. Dayton, 3/13/12
Rebounds: 10 vs. Minnesota, 2/1/12
FGM: 9, 2x, last vs. Dayton, 3/13/12
FGA: 13, 2x, last at Purdue, 1/17/12
3-pt FG: 4, 2x, last vs. Villanova, 11/30/13
3-pt FGA: 7, 2x, last vs. Villanova, 11/30/13
FTM: 7 vs. Minnesota, 2/17/13
FTA: 7, 3x, last vs. Minnesota, 2/17/13
Assists: 4 vs. Minnesota, 2/1/12
Steals: 4, 2x, last vs. Penn State, 1/31/13
Blocks: 2 at Penn State, 2/16/12
Minutes: 36 at Purdue, 1/17/12

CAREER STATISTICS

YEAR	G/GS	FG-A	PCT	3-PT	PCT	FT-A	PCT	RB	AVG	PF-FO	AS	TO	BK	ST	PTS	AVG
Fresh.	31/2	59-169	.349	24-84	.286	37-46	.804	111	3.6	69-3	24	48	1	22	179	5.8
Soph.	35/30	99-200	.495	22-49	.449	53-71	.746	161	4.6	119-7	36	60	9	29	273	7.8
Junior	38/7	73-195	.374	31-97	.320	41-54	.759	141	3.7	100-1	48	40	5	30	218	5.7
Senior	23/0	52-135	.385	22-64	.344	28-40	.700	70	3.0	52-3	29	19	0	13	154	6.7
TOTALS	127/39	283-699	.405	99-294	.337	159-211	.754	483	3.8	340-14	137	167	15	94	824	6.5



IOWA HAWKEYE BASKETBALL

Updated Iowa Player Bio

Kyle Meyer



42

Fr.-RS, 6-10, 225, Forward
Alpharetta, Ga.
Northview HS

- Redshirted last season
- Played in 10 career games, scoring in three contests
- Scored two points, grabbed three rebounds and had an assist in win over UNC Wilmington
- Posted career bests in rebounds (7), scoring (3) and assists (2) in win over Maryland Eastern Shore
- Had three rebounds in victory over Penn
- Grabbed a rebound in victory over UTEP
- Blocked a shot in home win over Northwestern

Personal Bests

Points: 3 vs. Md. Eastern Shore, 11/14/13
Rebounds: 7 vs. Md. Eastern Shore, 11/14/13
FGM: 1, 2x, last vs. Md. Eastern Shore, 11/14/13
FGA: 3 vs. Md. Eastern Shore, 11/14/13
3-pt FG: 1 vs. Md. Eastern Shore, 11/14/13
3-pt FGA: 2 vs. Md. Eastern Shore, 11/14/13
FTM: 1 vs. ACU, 11/17/13
FTA: 2 vs. ACU, 11/17/13
Assists: 2 vs. Md. Eastern Shore, 11/14/13
Steals: 1 vs. ACU, 11/17/13
Blocks: 1, vs. Northwestern, 1/9/14
Minutes: 8, 2x, last vs. ACU, 11/17/13

2013-14 Game-by-Game

Opponent	Date	gs	min	Total		3-Pointers		Free throws		Rebounds				pf	a	t/o	blk	stl	pts	avg
				fg-fga	pct	3fg-fga	pct	ft-fa	pct	off	def	tot	avg							
UNC WILMINGTON	11/08/13	6	1-2	.500	0-0	.000	0-0	.000	0-0	1	2	3	3.0	0	1	2	0	0	2	2.0
MD. EASTERN SHORE	11/14/13	8	1-3	.333	1-2	.500	0-0	.000	0-0	1	6	7	5.0	2	2	2	0	0	3	2.5
ABILENE CHRISTIAN	11/17/13	8	0-0	.000	0-0	.000	1-2	.500	1	0	1	3.7	0	1	0	0	1	1	2.0	
PENN	11/22/13	5	0-2	.000	0-1	.000	0-0	.000	0-0	1	2	3	3.5	0	0	0	0	0	0	1.5
vs UTEP	11/29/13	8	0-1	.000	0-1	.000	0-0	.000	0-0	0	1	1	3.0	1	0	0	0	0	0	1.2
vs Drake	12/07/13	1	0-0	.000	0-0	.000	0-0	.000	0-0	0	0	0	2.5	0	0	0	0	0	0	1.0
FAIRLEIGH DICKINSON	12/09/13	5	0-0	.000	0-0	.000	0-0	.000	0-0	0	0	0	2.1	0	0	0	0	0	0	0.9
ARKANSAS PINE BLUFF	12/22/13	6	0-1	.000	0-0	.000	0-0	.000	0-0	0	0	0	1.9	2	0	1	0	0	0	0.8
NORTHWESTERN	01/09/14	1	0-0	.000	0-0	.000	0-0	.000	0-0	0	0	0	1.7	0	0	0	1	0	0	0.7
at Northwestern	01/25/14	1	0-1	.000	0-1	.000	0-0	.000	0-0	0	0	0	1.5	0	0	0	0	0	0	0.6
Totals		0	49	2-10	.200	1-5	.200	1-2	.500	4	11	15	1.5	5	4	5	1	1	6	0.6

Games played: 10
 Minutes/game: 4.9
 Points/game: 0.6
 FG Pct: 20.0
 3FG Pct: 20.0
 FT Pct: 50.0

Rebounds/game: 1.5
 Assists/game: 0.4
 Turnovers/game: 0.5
 Assist/turnover ratio: 0.8
 Steals/game: 0.1
 Blocks/game: 0.1

CAREER STATISTICS

YEAR	G/GS	FG-A	PCT	3-PT	PCT	FT-A	PCT	RB	AVG	PF-FO	AS	TO	BK	ST	PTS	AVG
Fresh.	10/0	2-10	.200	1-5	.200	1-2	.500	15	1.5	5-0	4	5	1	1	6	0.6



IOWA HAWKEYE BASKETBALL

Updated Iowa Player Bio

Josh Oglesby



2

Jr., 6-5, 208, Guard
Cedar Rapids, Iowa
Washington HS

- Scored in double figures 14 career times, including twice this season
- Shooting 51 percent (17-of-33) from 3-point range in 11 games since coming back from injury
- Made first four 3-point attempts of the game twice in his first six games back from injury: Arkansas-Pine Bluff (Dec. 22) and Minnesota (Jan. 19)
- Broke a bone in his right foot on Nov. 6, and returned to return to action, Dec. 22, vs. Arkansas-Pine Bluff
- Made first four 3-pointers in season debut, finishing with 13 points in win over Arkansas-Pine Bluff
- After being held scoreless in Iowa's first two Big Ten games, netted five points and grabbed three rebounds in home win over Northwestern
- Scored eight points, including five crucial points down the stretch, in road win at #3 Ohio State

2013-14 Game-by-Game

				Total		3-Pointers		Free throws		Rebounds											
Opponent	Date	gs	min	fg-fga	pct	3fg-fga	pct	ft-fta	pct	off	def	tot	avg	pf	a	t/o	blk	stl	pts	avg	
ARKANSAS PINE BLUFF	12/22/13	20	4-5	.800	4-5	.800	1-2	.500	0	2	2	2.0	0	2	2	0	1	13	13.0		
NEBRASKA	12/31/13	11	0-2	.000	0-1	.000	0-0	.000	0	0	0	1.0	1	0	1	0	1	0	0	6.5	
at Wisconsin	01/05/14	11	0-2	.000	0-0	.000	0-0	.000	0	1	1	1.0	0	1	0	0	0	0	0	4.3	
NORTHWESTERN	01/09/14	17	2-6	.333	1-3	.333	0-0	.000	1	2	3	1.5	2	1	0	0	0	0	5	4.5	
at Ohio State	01/12/14	17	3-6	.500	2-4	.500	0-0	.000	1	0	1	1.4	1	1	0	0	0	0	8	5.2	
MINNESOTA	01/19/14	24	6-9	.667	5-7	.714	0-0	.000	1	2	3	1.7	1	0	1	0	0	0	17	7.2	
at Michigan	01/22/14	15	1-3	.333	0-1	.000	0-0	.000	0	2	2	1.7	1	1	0	0	0	0	2	6.4	
at Northwestern	01/25/14	20	3-5	.600	2-3	.667	0-0	.000	0	0	0	1.5	1	2	0	0	0	0	8	6.6	
MICHIGAN STATE	01/28/14	24	1-3	.333	1-2	.500	0-0	.000	1	1	2	1.6	2	1	1	0	0	0	3	6.2	
at Illinois	02/01/14	17	1-4	.250	1-4	.250	0-0	.000	2	2	4	1.8	3	0	0	0	0	1	3	5.9	
OHIO STATE	02/04/14	16	2-5	.400	1-3	.333	0-0	.000	0	0	0	1.6	3	2	0	0	0	0	5	5.8	
Totals		0	192	23-50	.460	17-33	.515	1-2	.500	6	12	18	1.6	15	11	5	1	2	64	5.8	

Games played: 11
Minutes/game: 17.5
Points/game: 5.8
FG Pct: 46.0
3FG Pct: 51.5
FT Pct: 50.0

Rebounds/game: 1.6
Assists/game: 1.0
Turnovers/game: 0.5
Assist/turnover ratio: 2.2
Steals/game: 0.2
Blocks/game: 0.1

- Tallied a season-high 17 points, bolstered by 5-of-7 shooting from 3-point range, in home win over Minnesota
- Registered eight points and equaled a season high with two assists in road win at Northwestern
- Corralled a season-high four rebounds to go along with three points in win at Illinois

Personal Bests

Points: 24 at Indiana, 1/29/12
Rebounds: 5, 2x, last vs. Wichita State, 11/21/12
FGM: 8 at Indiana, 1/29/12
FGA: 12 at Indiana, 1/29/12
3-pt FG: 6 at Indiana, 1/29/12
3-pt FGA: 11 at Wisconsin, 2/6/13
FTM: 5 vs. Indiana, 2/19/12
FTA: 6 vs. Indiana, 2/19/12
Assists: 4, 2x, last vs. Northwestern, 1/13/13
Steals: 2, 3x, last at Minnesota, 2/3/13
Blocks: 2 vs. Wichita State, 11/21/12
Minutes: 36 vs. Indiana, 2/19/12

CAREER STATISTICS

YEAR	G/GS	FG-A	PCT	3-PT	PCT	FT-A	PCT	RB	AVG	PF-FO	AS	TO	BK	ST	PTS	AVG
Fresh.	35/5	76-191	.398	45-121	.372	26-36	.722	59	1.7	26-0	41	15	2	7	223	6.4
Soph.	37/2	52-190	.274	42-156	.269	19-24	.792	50	1.4	19-0	38	19	3	12	165	4.5
Junior	11/0	23-50	.460	17-33	.515	1-2	.500	18	1.6	15-0	11	5	1	2	64	5.8
TOTALS	83/7	151-431	.350	104-310	.335	46-62	.742	127	1.5	60-0	90	39	6	21	452	5.4



IOWA HAWKEYE BASKETBALL

Updated Iowa Player Bio

Gabriel Olaseni



0

Jr., 6-10, 225, Center
London, England
Sunrise Christian Academy

- Leads team and ranks third in the Big Ten in offensive rebounds (2.6), pulling down an offensive rebound every six minutes played
- Netted double figures eight times this season, including four of the last six contests
- Averaged 14.5 points and nine rebounds the last two games
- Posted four double-doubles to lead team (Xavier, Fairleigh Dickinson, Northwestern and Illinois)
- Ranks first on the team and is tied for first in the country with four double-doubles as a reserve
- Has nearly as many offensive rebounds (59) than defensive (66)
- Has already posted single season bests in scoring, rebounding and assists
- Rejected at least three shots five times this season
- Leads the team in rejections (32), and ranks ninth in the Big Ten in blocks per game (1.4)
- Blocked a season-high five shots, while also scoring eight points and grabbing seven rebounds in win over UNC Wilmington
- Had eight points and six rebounds in victory over Penn
- Averaged eight boards and 5.3 points, while shooting .909 (10-11) percent from the free-throw line in Battle 4 Atlantis Tournament
- Made a career-high eight free throws (nine attempts) and grabbed a personal-best 11 rebounds in win over Xavier

2013-14 Game-by-Game

Opponent	Date	gs	min	Total		3-Pointers		Free throws		Rebounds				pf	a	t/o	blk	stl	pts	avg
				fg-fga	pct	3fg-fga	pct	ft-fa	pct	off	def	tot	avg							
UNC WILMINGTON	11/08/13	17	1-8	.125	0-0	.000	0-0	6-8	.750	3	4	7	7.0	1	0	0	5	0	8	8.0
NEBRASKA-OMAHA	11/10/13	13	0-1	.000	0-0	.000	0-0	0-0	.000	1	0	1	4.0	2	0	1	1	1	0	4.0
MD. EASTERN SHORE	11/14/13	13	5-10	.500	0-0	.000	0-0	2-2	.000	5	0	5	4.3	2	0	1	3	0	10	6.0
ABILENE CHRISTIAN	11/17/13	16	4-5	.800	0-0	.000	0-0	2-4	.500	1	2	3	4.0	1	0	0	1	0	10	7.0
PENN	11/22/13	16	3-6	.500	0-0	.000	0-0	2-3	.667	3	3	6	4.4	3	0	3	3	1	8	7.2
vs Xavier	11/28/13	29	1-5	.200	0-0	.000	0-0	8-9	.889	7	4	11	5.5	4	1	0	4	0	10	7.7
vs UTEP	11/29/13	15	1-4	.250	0-0	.000	0-0	2-2	1.000	4	4	8	5.9	2	1	1	0	0	4	7.1
vs Villanova	11/30/13	18	1-1	1.000	0-0	.000	0-0	0-0	.000	1	4	5	5.8	0	0	0	3	0	2	6.5
NOTRE DAME	12/03/13	11	3-5	.600	0-0	.000	0-0	3-4	.750	3	2	5	5.7	3	2	1	1	0	9	6.8
vs Drake	12/07/13	17	0-2	.000	0-0	.000	0-0	3-4	.750	1	1	2	5.3	2	0	1	2	1	3	6.4
FAIRLEIGH DICKINSON	12/09/13	19	5-11	.455	0-0	.000	0-0	4-5	.800	3	7	10	5.7	1	1	0	0	0	14	7.1
at Iowa State	12/13/13	10	1-1	1.000	0-0	.000	0-0	0-0	.000	0	0	0	5.3	2	1	0	0	0	2	6.7
ARKANSAS PINE BLUFF	12/22/13	16	2-4	.500	0-0	.000	0-0	2-2	1.000	4	2	6	5.3	4	2	2	1	1	6	6.6
NEBRASKA	12/31/13	12	1-1	1.000	0-0	.000	0-0	0-0	.000	1	4	5	5.3	1	0	1	2	0	2	6.3
at Wisconsin	01/05/14	19	3-7	.429	0-0	.000	0-0	2-4	.500	4	2	6	5.3	4	0	2	0	0	8	6.4
NORTHWESTERN	01/09/14	10	1-1	1.000	0-0	.000	0-0	1-2	.500	0	3	3	5.2	5	1	0	0	0	3	6.2
at Ohio State	01/12/14	13	0-1	.000	0-0	.000	0-0	1-2	.500	1	0	1	4.9	3	0	0	0	0	1	5.9
MINNESOTA	01/19/14	16	4-6	.667	0-0	.000	0-0	4-6	.667	6	1	7	5.1	4	0	1	0	0	12	6.2
at Michigan	01/22/14	7	1-2	.500	0-0	.000	0-0	0-1	.000	1	1	2	4.9	1	0	1	0	0	2	6.0
at Northwestern	01/25/14	17	5-8	.625	0-0	.000	0-0	4-6	.667	3	7	10	5.2	1	0	0	0	0	14	6.4
MICHIGAN STATE	01/28/14	16	1-2	.500	0-0	.000	0-0	0-1	.000	0	4	4	5.1	1	1	0	2	0	2	6.2
at Illinois	02/01/14	26	3-5	.600	0-0	.000	0-0	9-10	.900	6	6	12	5.4	3	0	0	2	0	15	6.6
OHIO STATE	02/04/14	19	5-5	1.000	0-0	.000	0-0	4-4	1.000	1	5	6	5.4	4	2	2	2	0	14	6.9
Totals		0	365	51-101	.505	0-0	.000	57-79	.722	59	66	125	5.4	54	12	17	32	4	159	6.9

Games played: 23
 Minutes/game: 15.9
 Points/game: 6.9
 FG Pct: 50.5
 FT Pct: 72.2

Rebounds/game: 5.4
 Assists/game: 0.5
 Turnovers/game: 0.7
 Assist/turnover ratio: 0.7
 Steals/game: 0.2
 Blocks/game: 1.4

- Tallied nine points and cleared five rebounds in win over Notre Dame
- Posted eight points and six rebounds at #4 Wisconsin
- Scored 12 points and snagged a team-high seven rebounds, six offensive, in home win over Minnesota
- Posted career bests in scoring (15), rebounding (12), and free throws made (9) and attempted (10) in win at Illinois
- Had 14 points and cleared six rebounds in home game vs. #25 Ohio State

Personal Bests

Points: 15, at Illinois, 2/1/14
Rebounds: 12 at Illinois, 2/1/14
FGM: 6 vs. Coppin State, 12/22/12
FGA: 8, 3x, last at Northwestern, 1/25/14
FTM: 9 at Illinois, 2/1/14
FTA: 10 at Illinois, 2/1/14
Assists: 3 vs. Nebraska, 3/9/13
Steals: 2, 2x, last vs. SC State, 12/19/12
Blocks: 7 vs. Illinois, 3/5/13
Minutes: 29 vs. Xavier, 11/28/13

CAREER STATISTICS

YEAR	G/GS	FG-A	PCT	3-PT	PCT	FT-A	PCT	RB	AVG	PF-FO	AS	TO	BK	ST	PTS	AVG
Fresh.	18/0	9-19	.474	0-0	.000	8-13	.615	22	1.2	12-0	3	9	8	4	26	1.4
Soph.	37/0	37-71	.521	0-0	.000	25-36	.694	96	2.6	53-0	8	18	36	7	99	2.7
Junior	23/0	51-101	.505	0-0	.000	57-79	.722	125	5.4	54-1	12	17	32	4	159	6.9
TOTALS	78/0	97-191	.508	0-0	.000	90-128	.703	243	3.1	119-1	23	44	76	15	284	3.6



IOWA HAWKEYE BASKETBALL

Updated Iowa Player Bio

Darius Stokes



35

Jr., 6-7, 208, Forward
Cedar Rapids, Iowa
Linn-Mar HS

- Earned a scholarship this summer after being a non-scholarship athlete
- Saw action in 34 career games, including 10 this season
- Missed the Abilene Christian game due to an injured foot, but played in next outing against Penn
- Saw three minutes of action in win over UTEP
- Grabbed a rebound in five minutes of action in win over Fairleigh Dickinson
- Snagged a defensive rebound in road win at Northwestern

Personal Bests

Points: 2, 5x, last vs. Minnesota, 2/17/13
Rebounds: 5 vs. SC State, 12/19/12
FGM: 1, 5x, last vs. Minnesota, 2/17/13
FGA: 4, vs. A&M-CC, 12/1/12
3-pt FG: - - -
3-pt FGA: 2 vs. SC State, 12/19/12
FTM: 1, 2x, last vs. Coppin St, 12/22/12
FTA: 2, 2x, last vs. Coppin St, 12/22/12
Assists: 1, 3x, last vs. UTPA, 11/9/12
Steals: 1 vs. Clemson, 11/29/11
Blocks: 1, 4x, last vs. Nebraska, 3/9/13
Minutes: 9 vs. UNC Wilmington, 11/8/13

2013-14 Game-by-Game

Opponent	Date	gs	min	Total		3-Pointers		Free throws		Rebounds				pf	a	t/o	blk	stl	pts	avg
				fg-fga	pct	3fg-fga	pct	ft-fa	pct	off	def	tot	avg							
UNC WILMINGTON	11/08/13	9	0-1	.000	0-0	.000	0-0	.000	0-0	0	0	0	0.0	3	0	1	0	0	0	0.0
MD. EASTERN SHORE	11/14/13	8	1-3	.333	0-0	.000	0-0	.000	0-0	0	0	0	0.0	1	0	0	0	0	2	1.0
PENN	11/22/13	3	0-1	.000	0-0	.000	0-0	.000	0-0	1	1	2	0.7	1	0	0	0	0	0	0.7
vs UTEP	11/29/13	3	0-0	.000	0-0	.000	0-0	.000	0-0	0	0	0	0.5	0	0	0	0	0	0	0.5
vs Drake	12/07/13	1	0-0	.000	0-0	.000	0-0	.000	0-0	0	0	0	0.4	0	0	0	0	0	0	0.4
FAIRLEIGH DICKINSON	12/09/13	5	0-1	.000	0-0	.000	0-0	.000	0-0	0	1	1	0.5	0	0	0	0	0	0	0.3
at Iowa State	12/13/13	1	0-0	.000	0-0	.000	0-0	.000	0-0	0	0	0	0.4	1	0	0	0	0	0	0.3
ARKANSAS PINE BLUFF	12/22/13	6	0-0	.000	0-0	.000	0-0	1-2	.500	0	0	0	0.4	1	0	1	0	0	1	0.4
NORTHWESTERN	01/09/14	1	0-0	.000	0-0	.000	0-0	.000	0-0	0	0	0	0.3	0	0	0	0	0	0	0.3
at Northwestern	01/25/14	2	0-0	.000	0-0	.000	0-0	.000	0-0	0	1	1	0.4	0	0	0	0	0	0	0.3
Totals		0	39	1-6	.167	0-0	.000	1-2	.500	1	3	4	0.4	7	0	2	0	0	3	0.3

Games played: 10
 Minutes/game: 3.9
 Points/game: 0.3
 FG Pct: 16.7
 FT Pct: 50.0

Rebounds/game: 0.4
 Turnovers/game: 0.2

CAREER STATISTICS

YEAR	G/GS	FG-A	PCT	3-PT	PCT	FT-A	PCT	RB	AVG	PF-FO	AS	TO	BK	ST	PTS	AVG
Fresh.	12/0	2-5	.400	0-0	.000	0-0	.000	9	0.8	6-0	2	2	2	1	4	0.3
Soph.	12/0	3-11	.273	0-3	.000	2-5	.400	15	1.3	3-0	1	6	2	0	8	0.7
Junior	10/0	1-6	.167	0-0	.000	1-2	.500	4	0.4	7-0	0	2	0	0	3	0.3
TOTALS	34/0	6-22	.273	0-3	.000	3-7	.429	28	0.8	16-0	3	10	4	1	15	0.4



IOWA HAWKEYE BASKETBALL

Updated Iowa Player Bio

Okey Ukah



32

So., 6-5, 217, Forward
Iowa City, Iowa
West HS
Kirkwood CC

- Non-scholarship athlete
- Played in nine career games
- Scored one point and grabbed two rebounds in five minutes of action against Maryland Eastern Shore
- Scored two points in win over UTEP
- Equaled a career high with two rebounds in win over FDU
- Controlled an offensive rebound in road win at Northwestern

Personal Bests

Points: 1 vs. Md. Eastern Shore, 11/14/13
Rebounds: 2, 2x, last vs. FDU, 12/9/13
FGM: 1 vs. UTEP, 11/29/13
FGA: 1 2x, last vs. UTEP, 11/29/13
3-pt FG: ---
3-pt FGA: ---
FTM: 1 vs. Md. Eastern Shore, 11/14/13
FTA: 2 vs. Md. Eastern Shore, 11/14/13
Assists: ---
Steals: ---
Blocks: 1 vs. Md. Eastern Shore, 11/14/13
Minutes: 5, 2x, last vs. FDU, 12/9/13

2013-14 Game-by-Game

Opponent	Date	gs	min	Total		3-Pointers		Free throws		Rebounds				pf	a	t/o	blk	stl	pts	avg
				fg-fga	pct	3fg-fga	pct	ft-fa	pct	off	def	tot	avg							
UNC WILMINGTON	11/08/13	4	0-0	.000	0-0	.000	0-0	0-0	.000	0	1	1	1.0	0	0	0	0	0	0	0.0
MD. EASTERN SHORE	11/14/13	5	0-1	.000	0-0	.000	0-0	1-2	.500	1	1	2	1.5	0	0	0	1	0	1	0.5
ABILENE CHRISTIAN	11/17/13	2	0-0	.000	0-0	.000	0-0	0-0	.000	0	0	0	1.0	0	0	0	0	0	0	0.3
PENN	11/22/13	3	0-0	.000	0-0	.000	0-0	0-0	.000	0	0	0	0.8	0	0	0	0	0	0	0.3
vs UTEP	11/29/13	3	1-1	1.000	0-0	.000	0-0	0-0	.000	0	0	0	0.6	0	0	0	0	0	2	0.6
vs Drake	12/07/13	1	0-0	.000	0-0	.000	0-0	0-0	.000	0	0	0	0.5	0	0	0	0	0	0	0.5
FAIRLEIGH DICKINSON	12/09/13	5	0-2	.000	0-0	.000	0-0	0-0	.000	0	2	2	0.7	0	0	1	0	0	0	0.4
ARKANSAS PINE BLUFF	12/22/13	2	0-0	.000	0-0	.000	0-0	0-0	.000	0	0	0	0.6	0	0	0	0	0	0	0.4
at Northwestern	01/25/14	1	0-0	.000	0-0	.000	0-0	0-0	.000	1	0	1	0.7	0	0	0	0	0	0	0.3
Totals		0	26	1-4	.250	0-0	.000	1-2	.500	2	4	6	0.7	0	0	1	1	0	3	0.3

Games played: 9
 Minutes/game: 2.9
 Points/game: 0.3
 FG Pct: 25.0
 FT Pct: 50.0

Rebounds/game: 0.7
 Turnovers/game: 0.1
 Blocks/game: 0.1

CAREER STATISTICS

YEAR	G/GS	FG-A	PCT	3-PT	PCT	FT-A	PCT	RB	AVG	PF-FO	AS	TO	BK	ST	PTS	AVG
Soph.	9/0	1-4	.250	0-0	.000	1-2	.500	6	0.7	0-0	0	1	1	0	3	0.3



IOWA HAWKEYE BASKETBALL

Updated Iowa Player Bio

Jarrood Uthoff



20

So., 6-9, 208, Forward
Cedar Rapids, Iowa
Jefferson HS
Wisconsin

- Ranks second on the team in blocks (27), third in scoring (8.5) and fourth in rebounding (5.0)
- Ranks third in Big Ten scoring as a reserve (8.5)
- Netted double figures 10 times
- Made at least one field goal in all but one game (Xavier)
- Two double-doubles (UMES and FDU)
- Pulled down seven or more rebounds in six contests
- Scored 14 points, blocked four shots and grabbed seven rebounds in first career game in win over UNC Wilmington
- Tallied a personal-best 19 points, missing only one shot (6-7 FG, 6-6 FT) in victory over Penn
- Grabbed 10 boards, scored eight points and went 2-2 from 3-point range in win over UTEP
- Netted eight of his 17 points at the foul line in win over Notre Dame
- Scored 13 points and grabbed a game-high nine boards in win over Drake
- Tallied a team-high 16 points, bolstered by sinking a career-high three 3-pointers, in win over Arkansas-Pine Bluff
- Collected 11 points, all in the second half, and four rebounds in win over Nebraska
- Scored 10 points in road win at #3 Ohio State
- Netted seven points, denied two shots and grabbed two rebounds in win at Illinois

2013-14 Game-by-Game

				Total		3-Pointers		Free throws		Rebounds										
Opponent	Date	gs	min	fg-fga	pct	3fg-fga	pct	ft-fa	pct	off	def	tot	avg	pf	a	t/o	blk	stl	pts	avg
UNC WILMINGTON	11/08/13	19	5-8	.625	1-1	1.000	3-3	1.000	1	6	7	7.0	1	0	0	4	0	14	14.0	
NEBRASKA-OMAHA	11/10/13	23	2-6	.333	0-1	.000	5-6	.833	4	3	7	7.0	1	1	2	1	0	9	11.5	
MD. EASTERN SHORE	11/14/13	18	3-7	.429	0-1	.000	5-6	.833	4	7	11	8.3	2	0	2	1	0	11	11.1	
ABILENE CHRISTIAN	11/17/13	23	2-4	.500	0-0	.000	2-2	1.000	0	5	5	7.5	1	3	0	3	1	6	10.0	
PENN	11/22/13	21	6-7	.857	1-1	1.000	6-6	1.000	1	3	4	6.8	0	2	2	1	1	19	11.8	
vs Xavier	11/28/13	17	0-3	.000	0-2	.000	0-0	.000	0	4	4	6.3	1	1	1	0	1	0	9.8	
vs UTEP	11/29/13	25	3-5	.600	2-2	1.000	0-0	.000	2	8	10	6.9	3	0	2	2	0	8	9.6	
vs Villanova	11/30/13	18	2-5	.400	0-0	.000	2-2	1.000	0	4	4	6.5	3	2	0	2	0	6	9.1	
NOTRE DAME	12/03/13	24	4-6	.667	1-1	1.000	8-10	.800	1	5	6	6.4	1	1	1	1	0	17	10.0	
vs Drake	12/07/13	21	4-8	.500	1-3	.333	4-4	1.000	3	6	9	6.7	1	0	0	2	0	13	10.3	
FAIRLEIGH DICKINSON	12/09/13	19	4-5	.800	1-1	1.000	1-3	.333	3	7	10	7.0	0	0	0	0	0	10	10.3	
at Iowa State	12/13/13	17	5-10	.500	0-2	.000	2-2	1.000	1	4	5	6.8	4	0	0	0	1	12	10.4	
ARKANSAS PINE BLUFF	12/22/13	26	6-8	.750	3-4	.750	1-2	.500	1	4	5	6.7	0	3	4	1	1	16	10.8	
NEBRASKA	12/31/13	22	3-4	.750	0-0	.000	5-7	.714	0	4	4	6.5	0	0	2	1	0	11	10.9	
at Wisconsin	01/05/14	16	3-4	.750	0-0	.000	0-0	.000	1	2	3	6.3	3	0	0	0	0	6	10.5	
NORTHWESTERN	01/09/14	19	2-5	.400	1-2	.500	2-2	1.000	1	2	3	6.1	1	2	1	3	1	7	10.3	
at Ohio State	01/12/14	26	4-7	.571	1-1	1.000	1-1	1.000	2	0	2	5.8	0	0	0	0	0	10	10.3	
MINNESOTA	01/19/14	18	1-3	.333	0-1	.000	2-2	1.000	0	3	3	5.7	2	1	2	1	0	4	9.9	
at Michigan	01/22/14	9	1-5	.200	0-0	.000	0-0	.000	2	1	3	5.5	2	0	2	0	1	2	9.5	
at Northwestern	01/25/14	16	1-1	1.000	0-0	.000	0-2	.000	0	4	4	5.5	2	1	1	1	1	2	9.2	
MICHIGAN STATE	01/28/14	15	2-7	.286	0-1	.000	0-2	.000	0	4	4	5.4	0	0	0	1	0	4	8.9	
at Illinois	02/01/14	16	2-5	.400	1-3	.333	2-2	1.000	0	2	2	5.2	1	1	2	2	1	7	8.8	
OHIO STATE	02/04/14	8	1-4	.250	0-1	.000	0-0	.000	1	0	1	5.0	0	0	1	0	0	2	8.5	
Totals		0	436	66-127	.520	13-28	.464	51-64	.797	28	88	116	5.0	29	18	25	27	9	196	8.5

Games played: 23
 Minutes/game: 19.0
 Points/game: 8.5
 FG Pct: 52.0
 3FG Pct: 46.4
 FT Pct: 79.7

Rebounds/game: 5.0
 Assists/game: 0.8
 Turnovers/game: 1.1
 Assist/turnover ratio: 0.7
 Steals/game: 0.4
 Blocks/game: 1.2

Personal Bests

Points: 19 vs. Penn, 11/22/13
Rebounds: 11 vs. Md. Eastern Shore, 11/14/13
FGM: 6, 2x, last vs. Ark-Pine Bluff, 12/22/13
FGA: 10 vs. Iowa State 12/13/13
3-pt FG: 3, vs. Ark-Pine Bluff, 12/22/13
3-pt FGA: 4, vs. Ark-Pine Bluff, 12/22/13
FTM: 8 vs. Notre Dame, 12/3/13
FTA: 10 vs. Notre Dame, 12/3/13
Assists: 3, 2x, last vs. Ark-Pine Bluff, 12/22/13
Steals: 1, 9x, last at Illinois, 1/1/14
Blocks: 4 vs. UNC Wilmington, 11/8/13
Minutes: 26, 2x, last at Ohio State, 1/12/14

CAREER STATISTICS

YEAR	G/GS	FG-A	PCT	3-PT	PCT	FT-A	PCT	RB	AVG	PF-FO	AS	TO	BK	ST	PTS	AVG
Soph.	23/0	66-127	.520	13-28	.464	51-64	.797	116	5.0	29-0	18	25	27	9	196	8.5



IOWA HAWKEYE BASKETBALL

Updated Iowa Player Bio

Aaron White



30

Jr., 6-9, 220, Forward Strongsville, Ohio Strongsville HS

- Shooting 13 percent better from the field this year compared to his sophomore campaign
- Ranks 22nd in Iowa career scoring (1,183 points)
- Netted career points No. 1,000 against Notre Dame on Dec. 3
- Scored in double figures in 15-of-23 games this season and 59 career times
- Has 11 career double-doubles, including three this season (Nebraska-Omaha, Iowa State and Northwestern)
- Ranks third in the Big Ten in field goal percentage (.602) and free throw percentage (.835); seventh in rebounding (6.5); and 15th in scoring (13.3)
- Tallied 20+ points in back-to-back games (Nebraska-Omaha and UMES)
- Averaged 12 points & 4.3 boards at Battle 4 Atlantis
- Scored a game-high 17 points and grabbed four boards in win over UTEP
- Netted nine points against Villanova
- Amassed 20 points, seven rebounds and seven assists in win over Notre Dame, becoming the first Hawkeye to post those numbers in a game since Jake Kelly in the 2008-09 season
- First Hawkeye in 10 years to amass 25 points and 17 rebounds in a single-game when he accomplished the feat at #16 Iowa State
- Collected a team-high two steals to go along with 13 points and seven rebounds in win over Nebraska
- Posted 12 points and cleared eight boards at #4 Wisconsin
- Tallied 18 points, bolstered by 10-of-10 shooting from the free throw line, and snagged 10 boards in home win over Northwestern
- Scored 19 points and grabbed six rebounds in road win at #3 Ohio State
- Netted all 18 of his points in the second half in home win over Minnesota

2013-14 Game-by-Game

Opponent	Date	gs	min	Total		3-Pointers		Free throws		Rebounds				pf	a	t/o	blk	stl	pts	avg	
				fg-fga	pct	3fg-fga	pct	ft-fa	pct	off	def	tot	avg								
UNC WILMINGTON	11/08/13	*	19	4-6	.667	0-0	.000	2-2	1.000	0	6	6	6.0	0	2	2	0	1	10	10.0	
NEBRASKA-OMAHA	11/10/13	*	33	5-10	.500	0-2	.000	10-12	.833	4	11	15	10.5	2	2	4	0	1	20	15.0	
MD. EASTERN SHORE	11/14/13	*	17	9-10	.900	0-1	.000	4-5	.800	0	3	3	8.0	0	2	2	0	1	22	17.3	
ABILENE CHRISTIAN	11/17/13	*	17	4-5	.800	0-0	.000	1-1	1.000	0	7	7	7.8	1	3	2	0	1	9	15.3	
PENN	11/22/13	*	22	2-6	.333	0-0	.000	3-5	.600	2	5	7	7.6	0	0	0	0	1	7	13.6	
vs Xavier	11/28/13	*	34	3-7	.429	0-2	.000	4-5	.800	2	4	6	7.3	0	3	3	2	0	10	13.0	
vs UTEP	11/29/13	*	19	5-6	.833	0-0	.000	7-7	1.000	1	3	4	6.9	0	1	0	1	0	17	13.6	
vs Villanova	11/30/13	*	30	2-4	.500	1-1	1.000	4-5	.800	1	2	3	6.4	5	2	5	0	1	9	13.0	
NOTRE DAME	12/03/13	*	36	7-9	.778	0-0	.000	6-6	1.000	3	4	7	6.4	1	7	2	1	0	20	13.8	
vs Drake	12/07/13	*	22	3-5	.600	0-1	.000	1-2	.500	2	0	2	6.0	2	2	1	1	0	7	13.1	
FAIRLEIGH DICKINSON	12/09/13	*	16	3-4	.750	0-0	.000	2-2	1.000	1	1	2	5.6	1	3	1	0	3	8	12.6	
at Iowa State	12/13/13	*	32	11-15	.733	1-1	1.000	2-2	1.000	5	12	17	6.6	2	1	3	1	1	25	13.7	
ARKANSAS PINE BLUFF	12/22/13	*	8	3-3	1.000	0-0	.000	2-2	1.000	0	2	2	6.2	0	0	0	0	1	8	13.2	
NEBRASKA	12/31/13	*	37	5-10	.500	1-3	.333	2-4	.500	0	7	7	6.3	2	2	1	0	2	13	13.2	
at Wisconsin	01/05/14	*	31	3-5	.600	0-0	.000	6-8	.750	2	6	8	6.4	0	0	1	2	0	12	13.1	
NORTHWESTERN	01/09/14	*	30	4-7	.571	0-0	.000	10-10	1.000	2	8	10	6.6	1	5	4	0	1	18	13.4	
at Ohio State	01/12/14	*	32	8-12	.667	1-1	1.000	2-2	1.000	2	4	6	6.6	0	2	1	2	0	19	13.8	
MINNESOTA	01/19/14	*	23	4-5	.800	0-0	.000	10-11	.909	1	3	4	6.4	2	2	0	0	1	18	14.0	
at Michigan	01/22/14	*	34	6-12	.500	0-3	.000	5-8	.625	0	7	7	6.5	1	4	1	0	2	17	14.2	
at Northwestern	01/25/14	*	23	2-6	.333	0-1	.000	1-1	1.000	2	4	6	6.5	0	2	3	0	0	5	13.7	
MICHIGAN STATE	01/28/14	*	37	1-4	.250	0-1	.000	8-8	1.000	0	7	7	6.5	0	2	0	0	0	10	13.5	
at Illinois	02/01/14	*	24	6-11	.545	0-1	.000	2-3	.667	1	5	6	6.5	2	2	2	1	1	14	13.5	
OHIO STATE	02/04/14	*	32	3-9	.333	0-2	.000	2-4	.500	2	5	7	6.5	0	0	1	0	0	8	13.3	
Totals			23	608	103-171	.602	4-20	.200	96-115	.835	33	116	149	6.5	22	49	39	11	18	306	13.3

Games played: 23
Minutes/game: 26.4
Points/game: 13.3
FG Pct: 60.2
3FG Pct: 20.0
FT Pct: 83.5

Rebounds/game: 6.5
Assists/game: 2.1
Turnovers/game: 1.7
Assist/turnover ratio: 1.3
Steals/game: 0.8
Blocks/game: 0.5

- Scored 16 of his 17 points in the second half, including a stretch of 14-straight points, to go along with team bests in rebounds (7), steals (2) and assists (4) at #21 Michigan
- Led team in rebounding (7) and scored eight of his 10 points at the free throw line in home game vs. #6 Michigan State
- Tallied 14 points, corralled six rebounds, dished out two assists, collected a steal and blocked a shot in win at Illinois
- Led team in rebounding (7) and had eight points in home game vs. #25 Ohio State

Personal Bests

Points: 27 vs. Penn State, 1/31/13
Rebounds: 17 at Iowa State, 12/13/13
FGM: 11 at Iowa State, 12/13/13
FGA: 17 at Oregon, 3/18/12
3-pt FG: 2, 5x, last at Purdue, 1/27/13
3-pt FGA: 5 at Oregon, 3/18/13
FTM: 13 vs. Wisconsin, 1/19/13
FTA: 15 vs. Wisconsin, 1/19/13
Assists: 7 vs. Notre Dame, 12/3/13
Steals: 4, 2x, last at Indiana, 3/2/13
Blocks: 3, 3x, last vs. Minnesota, 2/17/13
Minutes: 37, 2x, last vs. Michigan State, 1/28/14

CAREER STATISTICS

YEAR	G/GS	FG-A	PCT	3-PT	PCT	FT-A	PCT	RB	AVG	PF-FO	AS	TO	BK	ST	PTS	AVG
Fresh.	35/14	136-270	.504	17-61	.279	100-143	.699	199	5.7	73-2	31	49	23	31	389	11.1
Soph.	38/38	140-299	.468	15-66	.234	193-258	.748	234	6.2	54-0	51	62	27	41	488	12.8
Junior	23/23	103-171	.602	4-20	.200	96-115	.835	149	6.5	22-1	49	39	11	18	306	13.3
TOTALS	96/75	379-740	.512	36-147	.245	389-516	.754	582	6.1	149-3	131	150	61	90	1,183	12.3



IOWA HAWKEYE BASKETBALL

Updated Iowa Player Bio

Adam Woodbury



34

So., 7-1, 245, Center
Sioux City, Iowa
East HS

- Scored 10 points twice this season (Northwestern and Pine Bluff)
- Averaged 6.6 points and 4.2 rebounds the last five games
- His six rebounds at Northwestern on Jan. 25 are the most by the center since Dec. 13 (11 at Iowa State)
- Improved his free throw percentage by 20 percent this season compared to last year
- Scored five or more points 16 times this year
- Started all 61 games of his career, 38 as a freshman
- Netted seven points (3-3 FG, 1-1 FT) against Villanova
- Collected six points and six rebounds in win over Drake
- Scored eight points and snagged three rebounds in win over FDU
- Snagged a career-high 11 rebounds and equaled a personal-best two steals at #16 Iowa State
- Tallied a season-high 10 points to go along with career bests in assists (4) and steals (2) in win over Arkansas-Pine Bluff

2013-14 Game-by-Game

Opponent	Date	gs	min	Total		3-Pointers		Free throws		Rebounds				pf	a	t/o	blk	stl	pts	avg
				fg-fga	pct	3fg-fga	pct	ft-fa	pct	off	def	tot	avg							
UNC WILMINGTON	11/08/13	*	13	2-6	.333	0-0	.000	0-1	.000	1	4	5	5.0	4	1	0	1	0	4	4.0
NEBRASKA-OMAHA	11/10/13	*	11	2-4	.500	0-0	.000	1-2	.500	2	1	3	4.0	1	1	3	1	0	5	4.5
MD. EASTERN SHORE	11/14/13	*	19	1-3	.333	0-0	.000	2-2	1.000	1	5	6	4.7	2	0	1	1	0	4	4.3
ABILENE CHRISTIAN	11/17/13	*	18	3-4	.750	0-0	.000	3-3	1.000	1	2	3	4.3	3	2	0	0	1	9	5.5
PENN	11/22/13	*	20	2-6	.333	0-0	.000	2-3	.667	5	3	8	5.0	3	1	0	0	0	6	5.6
vs Xavier	11/28/13	*	11	1-2	.500	0-0	.000	0-0	.000	1	0	1	4.3	5	1	2	0	0	2	5.0
vs UTEP	11/29/13	*	14	1-4	.250	0-0	.000	0-0	.000	1	1	2	4.0	4	0	0	0	0	2	4.6
vs Villanova	11/30/13	*	15	3-3	1.000	0-0	.000	1-1	1.000	0	1	1	3.6	1	0	1	0	0	7	4.9
NOTRE DAME	12/03/13	*	15	2-3	.667	0-0	.000	2-2	1.000	1	2	3	3.6	1	3	3	0	0	6	5.0
vs Drake	12/07/13	*	18	2-5	.400	0-0	.000	2-4	.500	3	3	6	3.8	2	1	0	0	1	6	5.1
FAIRLEIGH DICKINSON	12/09/13	*	19	4-8	.500	0-0	.000	0-1	.000	2	1	3	3.7	3	1	0	1	0	8	5.4
at Iowa State	12/13/13	*	25	2-5	.400	0-0	.000	1-2	.500	3	8	11	4.3	5	2	1	0	2	5	5.3
ARKANSAS PINE BLUFF	12/22/13	*	18	3-4	.750	0-0	.000	4-4	1.000	2	2	4	4.3	2	4	2	0	2	10	5.7
NEBRASKA	12/31/13	*	15	4-5	.800	0-0	.000	0-0	.000	2	2	4	4.3	1	1	1	1	0	8	5.9
at Wisconsin	01/05/14	*	13	1-2	.500	0-0	.000	1-2	.500	1	2	3	4.2	4	0	0	1	1	3	5.7
NORTHWESTERN	01/09/14	*	19	4-7	.571	0-0	.000	2-2	1.000	1	2	3	4.1	2	0	4	0	1	10	5.9
at Ohio State	01/12/14	*	14	0-2	.000	0-0	.000	2-2	1.000	1	2	3	4.1	4	0	0	0	0	2	5.7
MINNESOTA	01/19/14	*	10	0-2	.000	0-0	.000	0-0	.000	1	2	3	4.0	1	0	1	0	0	0	5.4
at Michigan	01/22/14	*	22	3-3	1.000	0-0	.000	2-2	1.000	1	3	4	4.0	2	2	3	1	0	8	5.5
at Northwestern	01/25/14	*	22	3-7	.429	0-0	.000	0-0	.000	1	5	6	4.1	1	1	1	1	1	6	5.6
MICHIGAN STATE	01/28/14	*	18	1-1	1.000	0-0	.000	7-12	.583	2	2	4	4.1	4	0	2	0	0	9	5.7
at Illinois	02/01/14	*	14	2-2	1.000	0-0	.000	2-2	1.000	0	1	1	4.0	3	0	0	0	1	6	5.7
OHIO STATE	02/04/14	*	17	1-2	.500	0-0	.000	2-4	.500	4	2	6	4.0	2	1	2	2	0	4	5.7
Totals			23	380	47-90	.522	0-0	.000	36-51	.706	37	56	93	4.0	60	22	27	10	130	5.7

Games played: 23
Minutes/game: 16.5
Points/game: 5.7
FG Pct: 52.2
FT Pct: 70.6

Rebounds/game: 4.0
Assists/game: 1.0
Turnovers/game: 1.2
Assist/turnover ratio: 0.8
Steals/game: 0.4
Blocks/game: 0.4

- Had eight points and four rebounds in win over Nebraska
- Netted 10 points and grabbed three rebounds in home win over Northwestern
- Scored eight points (3-of-3 FG, 2-of-2 FT) and snagged four rebounds at #21 Michigan
- Collected six rebounds and six points in road win at Northwestern

Personal Bests

Points: 13 vs. A&M-CC, 12/1/12
Rebounds: 11 at Iowa State, 12/13/13
FGM: 6 vs. Nebraska, 3/9/13
FGA: 8, 2x, last vs. Maryland, 4/2/13
FTM: 4, vs. Ark-Pine Bluff, 12/22/13
FTA: 5 at Virginia Tech, 11/27/12
Assists: 4 vs. Ark-Pine Bluff, 12/22/13
Steals: 2, 6x, last vs. Ark-Pine Bluff, 12/22/13
Blocks: 3, 3x, last vs. Penn State, 1/31/13
Minutes: 29 vs. Maryland, 4/2/13

CAREER STATISTICS

YEAR	G/GS	FG-A	PCT	3-PT	PCT	FT-A	PCT	RB	AVG	PF-FO	AS	TO	BK	ST	PTS	AVG
Fresh.	38/38	81-166	.488	0-0	.000	26-51	.510	181	4.8	96-1	22	48	29	16	188	4.9
Soph.	23/23	47-90	.522	0-0	.000	36-51	.706	93	4.0	60-2	22	27	10	10	130	5.7
TOTALS	61/61	128-256	.500	0-0	.000	62-102	.608	274	4.5	156-3	44	75	39	26	318	5.2



IOWA HAWKEYE BASKETBALL

Game-by-Game Results

Overall: 17-6 Big Ten: 6-4 Home: 11-2 Away: 3-3 Neutral: 3-1

Date	Opponent	Result	Attend.	Top Scorer	Top Rebounder
Nov. 8	UNC Wilmington	W, 82-39	15,293	14, Jarrod Uthoff	7, McCabe, Uthoff, Olaseni
Nov. 10	Nebraska-Omaha	W, 83-75	14,271	20, Aaron White	15, Aaron White
Nov. 14	Maryland Eastern Shore	W, 109-63	13,374	22, Aaron White	11, Jarrod Uthoff
Nov. 17	Abilene Christian	W, 103-41	14,733	27, Roy Devyn Marble	7, Aaron White
Nov. 22	Penn	W, 86-55	15,400	19, Jarrod Uthoff	8, Adam Woodbury
^ Nov. 28	vs. Xavier	W, 77-74 (OT)	2,258	30, Roy Devyn Marble	11, Gabriel Olaseni
^ Nov. 29	vs. UTEP	W, 89-53	2,664	17, Aaron White	10, Jarrod Uthoff
^ Nov. 30	vs. Villanova	L, 83-88 (OT)	2,593	24, Roy Devyn Marble	6, Melsahn Basabe
\$ Dec. 3	Notre Dame	W, 98-93	15,400	20, Aaron White	7, Aaron White
# Dec. 7	vs. Drake	W, 83-66	14,512	15, Melsahn Basabe	9, Jarrod Uthoff
Dec. 9	Fairleigh Dickinson	W, 92-59	13,501	14, Gabriel Olaseni	11, Melsahn Basabe
+ Dec. 13	at #16 Iowa State	L, 82-85	14,384	25, Aaron White	17, Aaron White
Dec. 22	Arkansas-Pine Bluff	W, 86-61	15,400	16, Jarrod Uthoff	7, Zach McCabe
* Dec. 31	Nebraska	W, 67-57	15,400	15, Roy Devyn Marble	8, Roy Devyn Marble
* Jan. 5	at #4 Wisconsin	L, 71-75	17,249	27, Roy Devyn Marble	9, Melsahn Basabe
* Jan. 9	Northwestern	W, 93-67	14,016	18, Aaron White	10, Basabe, White
* Jan. 12	at #3 Ohio State	W, 84-74	18,809	22, Roy Devyn Marble	10, Melsahn Basabe
* Jan. 19	Minnesota	W, 94-73	15,400	18, Aaron White	7, Basabe, Olaseni
* Jan. 22	at #21 Michigan	L, 67-75	12,707	17, White, Basabe	7, Aaron White
* Jan. 25	at Northwestern	W, 76-50	8,117	14, Marble, Olaseni	10, Gabriel Olaseni
* Jan. 28	#6 Michigan State	L, 69-71 (OT)	15,400	21, Roy Devyn Marble	7, Aaron White
* Feb. 1	at Illinois	W, 81-74	16,618	17, Roy Devyn Marble	12, Gabriel Olaseni
* Feb. 4	#25 Ohio State	L, 69-76	15,400	16, Mike Gesell	7, Aaron White

^ - Battle 4 Atlantis -- Paradise Island, Bahamas

\$ - Big Ten / ACC Challenge

+ - Iowa Corn Cy-Hawk Series

- Hy-Vee Big Four Classic -- Des Moines, Iowa

* - Big Ten Conference Game

% - Big Ten Tournament -- Indianapolis

Attendance Summary	Games	Totals	Average
Home	13	192,988	14,845
Away	6	87,884	14,647
Neutral	4	22,027	5,506
Totals	23	302,899	13,170



IOWA HAWKEYE BASKETBALL

Game-by-Game Statistics

Team	Score	FG-A	PCT	3-PT. FG	PCT	FT-A	PCT	REB	PF	AS	TO	BS	ST
at Iowa	82	31-67	.463	4-12	.333	16-24	.667	56	10	19	10	12	7
UNC-Wilmington	39	16-72	.222	2-23	.087	5-10	.500	43	20	6	14	1	6
at Iowa	83	21-56	.375	3-14	.214	38-49	.776	49	15	12	18	7	7
Nebraska-Omaha	75	28-71	.394	8-28	.286	11-16	.688	37	30	14	16	2	11
at Iowa	109	35-68	.515	7-17	.412	32-43	.744	57	18	24	12	6	8
Maryland Eastern Shore	63	24-75	.320	4-25	.160	11-18	.611	37	27	9	15	1	8
at Iowa	103	38-61	.623	9-21	.429	18-22	.818	36	10	25	5	5	11
Abilene Christian	41	14-54	.259	3-23	.130	10-12	.833	30	21	6	19	0	3
at Iowa	86	26-66	.394	6-18	.333	28-40	.700	44	17	11	10	5	14
Penn	55	21-58	.362	3-23	.130	10-16	.625	41	29	15	25	4	2
Iowa	77	24-68	.353	6-23	.261	23-34	.676	45	23	17	12	8	6
vs. Xavier (OT)	74	25-64	.391	6-24	.250	18-28	.643	49	27	12	19	6	4
Iowa	89	31-59	.525	9-16	.563	18-22	.818	46	17	22	5	4	2
vs. UTEP	53	18-52	.346	5-22	.227	12-21	.571	24	17	11	7	2	4
Iowa	83	29-69	.420	11-24	.458	14-21	.667	36	28	18	17	6	8
vs. Villanova (OT)	88	27-63	.429	14-38	.368	20-30	.667	48	19	14	20	7	5
at Iowa	98	33-58	.569	7-13	.538	25-29	.862	36	15	20	12	5	3
Notre Dame	93	35-68	.515	8-17	.471	15-19	.789	26	22	20	7	2	7
Iowa	83	29-64	.453	3-18	.167	22-30	.733	47	15	11	5	6	5
vs. Drake	66	23-58	.397	12-29	.414	8-10	.800	28	21	13	9	1	3
at Iowa	92	34-70	.486	4-11	.364	20-27	.741	54	13	19	8	3	8
Fairleigh Dickinson	59	21-65	.323	7-22	.318	10-14	.714	32	22	11	10	8	7
Iowa	82	32-69	.464	4-17	.235	14-21	.667	49	27	19	11	1	6
at #16 Iowa State	85	28-59	.475	6-17	.353	23-36	.639	35	20	19	10	2	5
at Iowa	86	29-47	.617	10-17	.588	18-27	.667	42	12	22	27	4	10
Arkansas-Pine Bluff	61	22-65	.338	8-26	.308	9-17	.529	27	20	14	18	2	19
at Iowa	67	22-48	.458	1-6	.167	22-39	.564	42	17	10	15	8	6
Nebraska	57	20-67	.299	5-18	.278	12-18	.667	44	28	9	12	1	10
Iowa	71	25-64	.391	4-10	.400	17-25	.680	42	23	10	10	5	7
at #4 Wisconsin	75	20-53	.377	10-22	.455	25-35	.714	35	22	11	12	6	2
at Iowa	93	29-51	.569	8-14	.571	27-36	.750	41	20	22	15	6	10
Northwestern	67	23-59	.390	5-24	.208	16-25	.640	28	28	4	13	2	6
Iowa	84	29-61	.475	5-17	.294	21-26	.808	40	18	14	10	4	5
at #3 Ohio State	74	25-56	.446	7-21	.333	17-24	.708	31	22	15	17	1	8
at Iowa	94	29-59	.492	9-20	.450	27-37	.730	40	21	12	10	1	6
Minnesota	73	26-58	.448	5-16	.313	16-24	.667	33	29	11	13	5	7
Iowa	67	25-53	.472	2-10	.200	15-21	.714	33	17	14	14	2	6
at #21 Michigan	75	27-58	.466	8-27	.296	13-16	.813	32	16	15	10	2	9
Iowa	74	28-54	.519	5-12	.417	15-20	.750	44	12	17	15	3	7
at Northwestern	50	20-55	.364	4-20	.200	6-9	.667	20	18	12	10	7	8
at Iowa	69	18-48	.375	3-12	.250	30-43	.698	38	19	7	10	5	4
#6 Michigan State	71	25-59	.424	10-29	.345	11-20	.550	38	29	12	11	5	5
Iowa	81	26-56	.464	5-16	.313	24-30	.800	41	22	12	15	5	10
at Illinois	74	25-56	.446	6-15	.400	18-23	.783	28	24	12	12	6	6
at Iowa	69	27-60	.450	3-20	.150	12-19	.632	38	20	11	13	5	3
#25 Ohio State	76	25-49	.510	7-16	.438	19-24	.792	25	20	12	13	2	10



IOWA HAWKEYE BASKETBALL

Season & Career Bests

Season Bests

Player	Points	3-Pointers	Rebounds	Assists	Blocks	Steals
Melsahn Basabe	17, Michigan	- - -	11, FDU	1, three times	3, Nebraska	3, Villanova
Anthony Clemmons	11, Omaha	2, UA-Pine Bluff	4, twice	7, Xavier	2, Omaha	1, eleven times
Kyle Denning	3, twice	1, twice	1, three times	2, ACU	- - -	1, ACU
Mike Gesell	16, Ohio State	2, four times	5, twice	7, three times	1, twice	3, Wisconsin
Peter Jok	15, ACU	3, ACU	7, Drake	4, twice	1, twice	2, ACU
Roy Devyn Marble	30, Xavier	4, twice	8, Nebraska	6, three times	2, twice	6, Penn
Zach McCabe	14, twice	4, Villanova	7, UNCW	3, three times	- - -	3, Minnesota
Kyle Meyer	3, UMES	1, UMES	7, UMES	2, UMES	1, Northwestern	1, ACU
Josh Oglesby	17, Minnesota	5, Minnesota	4, Illinois	2, three times	1, Nebraska	1, twice
Gabriel Olaseni	15, Illinois	- - -	12, Illinois	2, three times	5, UNCW	1, four times
Darius Stokes	2, UMES	- - -	2, Penn	- - -	- - -	- - -
Okey Ukah	2, UTEP	- - -	2, twice	- - -	1, UMES	- - -
Jarrold Uthoff	19, Penn	3, UA-Pine Bluff	11, UMES	3, twice	4, UNCW	1, nine times
Aaron White	25, Iowa State	1, three times	17, Iowa State	7, Notre Dame	2, Wisconsin	3, FDU
Adam Woodbury	10, twice	- - -	11, Iowa State	4, UA-Pine Bluff	2, twice	2, twice

Career Bests

Player	Points	3-Pointers	Rebounds	Assists	Blocks	Steals
Melsahn Basabe	25, Michigan, '11	- - -	14, Iowa State, '10	2, four times	7, Iowa State, '10	3, Villanova, '13
Anthony Clemmons	14, Iowa State, '12	2, four times	4, five times	9, Coppin St., '12	2, Omaha, '13	3, three times
Kyle Denning	6, SCSU, '12	2, SCSU, '12	1, twice	2, twice	- - -	1, twice
Mike Gesell	23, UNI, '12	4, UNI, '12	6, twice	8, SCSU	1, twelve times	4, Minnesota, '13
Peter Jok	15, ACU, '13	3, ACU, '13	7, Drake, '13	4, twice	1, ACU, '13	2, ACU, '13
Roy Devyn Marble	31, Oregon, '12	7, Oregon, '12	9, Indiana, '12	8, Wisconsin, '12	3, Boise State, '11	6, Penn, '13
Zach McCabe	20, three times	4, four times	10, Minnesota, '12	4, Minnesota, '12	2, twice	4, five times
Kyle Meyer	3, UMES, '13	1, UMES, '13	7, UMES, '13	2, UMES, '13	1, Northwestern, '14	1, ACU, '13
Josh Oglesby	24, Indiana, '12	6, Indiana, '12	5, twice	4, two times	2, Wichita St., '12	2, three times
Gabriel Olaseni	14, twice	- - -	11, Xavier, '13	3, Nebraska	7, Illinois, '13	2, twice
Okey Ukah	2, UTEP, '13	- - -	2, twice	- - -	1, UMES, '13	- - -
Jarrold Uthoff	19, Penn, '13	3, UAPB, '13	11, UMES, '13	3, twice	4, UNCW, '13	1, nine times
Darius Stokes	2, six times	- - -	5, SCSU, '12	1, three times	1, four times	1, Clemson, '11
Aaron White	27, Penn State, '13	2, four times	17, Iowa State, '13	7, Notre Dame, '13	3, three times	4, twice
Adam Woodbury	13, A&M-CC, '12	- - -	11, Iowa State, '13	4, UA-Pine Bluff, '13	3, three times	2, six times



IOWA HAWKEYE BASKETBALL

Season Highs And Lows/Specialty Statistics

CATEGORY			IOWA		OPPONENTS
<u>Points</u>	High	109	Md. Eastern Shore	93	Notre Dame
	Low	67	Nebraska/Michigan	39	UNC Wilmington
<u>FG Made</u>	High	38	Abilene Christian	35	Notre Dame
	Low	18	Michigan State	14	Abilene Christian
<u>FG Att.</u>	High	70	Fairleigh Dickinson	75	Md. Eastern Shore
	Low	48	Nebraska/Michigan State	49	Ohio State
<u>FG%</u>	High	.623	Abilene Christian	.515	Notre Dame
	Low	.353	Xavier	.222	UNC Wilmington
<u>3FG Made</u>	High	11	Villanova	14	Villanova
	Low	1	Nebraska	2	UNC Wilmington
<u>3FG Att.</u>	High	24	Villanova	38	Villanova
	Low	6	Nebraska	15	Illinois
<u>3FG%</u>	High	.588	Arkansas-Pine Bluff	.471	Notre Dame
	Low	.150	Ohio State	.087	UNC Wilmington
<u>FTM</u>	High	38	Nebraska-Omaha	25	Wisconsin
	Low	12	Ohio State	5	UNC Wilmington
<u>FTA</u>	High	49	Nebraska-Omaha	36	Iowa State
	Low	19	Ohio State	9	Northwestern
<u>FT% (min. 10)</u>	High	.862	Notre Dame	.833	Abilene Christian
	Low	.564	Nebraska	.500	UNC Wilmington
<u>Off. Reb.</u>	High	20	Nebraska-Omaha/Xavier	19	UNC Wilmington/Xavier
	Low	5	Abilene Christian	4	Ohio State
<u>Def. Reb.</u>	High	40	UNC Wilmington	32	Villanova
	Low	23	Michigan/Ohio State	12	Arkansas-Pine Bluff
<u>Total Reb.</u>	High	57	Md. Eastern Shore	49	Xavier
	Low	33	Michigan	20	Northwestern
<u>Assists</u>	High	25	Abilene Christian	20	Notre Dame
	Low	7	Michigan State	4	Northwestern
<u>Steals</u>	High	14	Penn	19	Arkansas-Pine Bluff
	Low	2	UTEP	2	Penn/Wisconsin
<u>Blocks</u>	High	12	UNC Wilmington	8	Fairleigh Dickinson
	Low	1	Iowa State/Minnesota	0	Abilene Christian
<u>Turnovers</u>	High	27	Arkansas-Pine Bluff	25	Penn
	Low	5	Abilene Christian/UTEP/Drake	7	UTEP/Notre Dame
<u>Fouls</u>	High	28	Villanova	30	Nebraska-Omaha
	Low	10	UNCW/Abilene Christian	16	Michigan

GAME-BY-GAME SPECIALTY STATS

		Pts. Off	Pts. in	2nd	Bench
		TO's	Paint	Chance	Points
Date	Opponent	I-A-Opp.	I-A-Opp.	I-A-Opp.	I-A-Opp.
11/8	UNC-Wilmington	16-7	42-16	14-10	49-16
11/10	Nebraska-Omaha	17-23	30-26	13-19	35-15
11/14	Md.-Eastern Shore	18-21	44-30	16-16	53-19
11/17	Abilene Christian	29-4	46-16	9-5	51-16
11/22	Penn	30-10	30-30	13-14	45-12
11/28	vs. Xavier	22-19	29-38	23-12	24-20
11/29	vs. UTEP	14-2	35-24	14-7	48-24
11/30	vs. Villanova	24-16	30-24	6-17	31-36
12/3	Notre Dame	4-20	38-50	12-15	39-7
12/7	vs. Drake	13-5	42-12	29-5	39-7
12/9	Fairleigh Dickinson	13-6	54-26	24-5	51-28
12/13	at #16 Iowa State	13-12	46-42	13-12	18-19
12/22	Arkansas-Pine Bluff	18-20	32-28	15-7	47-24
12/31	Nebraska	13-13	38-22	11-15	19-12
1/5	at #4 Wisconsin	10-6	36-12	23-7	18-16
1/9	Northwestern	16-12	34-26	9-12	25-27
1/12	at #3 Ohio State	27-11	44-32	7-14	19-23
1/19	Minnesota	27-15	28-34	21-14	43-18
1/22	at #21 Michigan	10-20	38-32	12-14	8-11
1/25	at Northwestern	8-8	32-22	10-6	32-13
1/28	#6 Michigan State	12-6	28-28	8-12	15-18
2/1	at Illinois	19-18	36-34	20-6	32-15
2/4	#25 Ohio State	13-12	40-32	11-2	27-13

IOWA AND OPPONENT INDIVIDUAL HIGH PERFORMANCES

CATEGORY		IOWA		OPPONENTS
<u>Points</u>		30	Roy Devyn Marble vs. Xavier	29
<u>Field Goals Made</u>		11 (11-15)	Aaron White vs. Iowa State	12 (12-18)
<u>Field Goals Attempted</u>		24	Roy Devyn Marble vs. Wisconsin	24 (6-24)
<u>Field Goal Percentage (min. 5 made)</u>		.900 (9-10)	Aaron White vs. Md. Eastern Shore	.857 (6-7)
<u>3-Point Field Goals Made</u>		5 (5-7)	Josh Oglesby vs. Minnesota	5 (5-8)
<u>3-Point Field Goals Attempted</u>		10 (4-10)	Roy Devyn Marble vs. Xavier	14 (4-14)
<u>3-Point Field Goals Pct. (min. 4 made)</u>		.800 (4-5)	Two Players	.800 (4-5)
<u>Free Throws Made</u>		11 (11-14)	Roy Devyn Marble vs. Nebraska-Omaha	8
<u>Free Throws Attempted</u>		14 (11-14)	Roy Devyn Marble vs. Nebraska-Omaha	10 (8-10)
<u>Free Throw Pct. (min. 7 made)</u>		1.00 (10-10)	Aaron White vs. Northwestern	.888 (8-9)
<u>Offensive Rebounds</u>		7	Gabriel Olaseni vs. Xavier	8
<u>Defensive Rebounds</u>		12	Aaron White vs. Iowa State	13
<u>Total Rebounds</u>		17	Aaron White vs. Iowa State	16
<u>Assists</u>		7	Four Players	10
<u>Steals</u>		6	Roy Devyn Marble vs. Penn	6
<u>Blocks</u>		5	Gabriel Olaseni vs. UNCW	4
<u>Turnovers</u>		6	Roy Devyn Marble vs. Illinois	7
				Traevon Jackson



IOWA HAWKEYE BASKETBALL

The Last Time...

The Last Time a Player . . .

Had 30 or more points

Iowa -- 30, Roy Devyn Marble, Xavier, 11/28/13

Opponent -- 30, Tim Hardaway Jr., Michigan, 2/19/11

Made at least 90% of his FGA (10 att.)

Iowa -- .900 (9-10), Aaron White vs. Md. Eastern Shore, 11/14/13

Opponent -- .900 (9-10), E.J. Singler, Oregon, 3/18/12

Made 100% of his FTA (10 att.)

Iowa -- 1.000 (10-10), Aaron White vs. Northwestern, 1/9/14

Opponent -- 1.000 (10-10), Morris Smith IV, UTSA, 11/15/09

Had 15 or more rebounds

Iowa -- 17, Aaron White vs. Iowa State, 12/13/13

Opponent -- 16, Dustin Hogue, Iowa State, 12/13/13

Had 10 or more assists

Iowa -- 11, Bryce Cartwright vs. Oregon, 3/18/12

Opponent -- 10, Jerian Grant, Notre Dame, 12/3/13

Had 5 or more blocks

Iowa -- 5, Gabriel Olaseni vs. UNC Wilmington, 11/8/13

Opponent -- 5, Austin Isaiah, Baylor, 4/4/13

Had 5 or more steals

Iowa -- 6, Roy Devyn Marble, 11/22/13

Opponent -- 6, Aaron Craft, 2/4/14

The Last Time a Team . . .

Scored 100 or more points

Iowa -- 103 vs. Abilene Christian, 11/17/13

Opponent -- 108 by Oregon, 3/18/12

Scored 40 or fewer points

Iowa -- 40 at Wisconsin, 3/3/10

Opponent -- 39 by UNC Wilmington, 11/8/13

Won an overtime game

Iowa -- 77-74 (OT) vs. Xavier, 11/28/13

Opponent -- 71-69 (OT), Michigan State, 1/28/14

Made at least 60% of its FGA (20 att.)

Iowa -- .617 (29-47) vs. Arkansas-Pine Bluff, 12/22/13

Opponent -- .617 (37-60) by Michigan State, 1/10/2012

Made at least 50% of its 3-pt. FGA (8 att.)

Iowa -- .571 (8-14) vs. Northwestern, 1/9/14

Opponent -- .520 (13-25) by Northwestern, 2/9/12

Made at least 90% of its FTA (10 att.)

Iowa -- 1.000 (15-15) vs. Virginia, 3/27/13

Opponents -- .909 (10-11) by Indiana State, 2/20/13



IOWA HAWKEYE BASKETBALL

2013-14 Iowa Record When...

When playing at home:	11-2	When leading at the half:	14-5	When wearing White:	7-0
When playing on the road:	3-3	When trailing at the half:	3-1	When wearing Black:	7-4
When playing on a neutral court:	3-1	When tied at the half:	0-0	When wearing Gold:	3-2

When Iowa scores 100 points or more:	2-0	Iowa field goal percentage at home:	372-759	.490
When Iowa scores 90-99 points:	4-0	Iowa field goal percentage on road:	274-612	.448
When Iowa scores 80-89 points:	8-2	Iowa 3-point percentage at home:	74-195	.379
When Iowa scores 70-79 points:	2-1	Iowa 3-point percentage on road:	54-163	.331
When Iowa scores under 70 points:	1-3	Iowa free throw percentage at home:	313-435	.720
		Iowa free throw percentage on road:	183-250	.732

When opponent scores 100 points or more:	0-0
When opponent scores 90-99 points:	1-0
When opponent scores 80-89 points:	0-2
When opponent scores 70-79 points:	5-4
When opponent scores 60-69 points:	4-0
When opponent scores fewer than 60 points:	7-0

When Iowa shoots at least 50% from the field:	7-0
When Iowa shoots less than 50% from the field:	10-6
When opponent shoots at least 50% from the field:	1-1
When opponent shoots less than 50% from the field:	16-5
When Iowa has higher FG% than opponent:	15-2
When opponent has higher FG%:	2-4
When FG% is equal:	0-0

When Iowa outrebounds opponent:	14-4
When opponent has more rebounds:	2-1
When rebounds are equal:	0-1

When Iowa shoots at least 80% from the line:	5-0
When Iowa shoots less than 80% from the line:	12-6
When opponent shoots at least 80% from the line:	2-1
When opponent shoots less than 80% from the line:	15-5
When Iowa shoots more free throws than opponent:	17-2
When opponent shoots more free throws:	0-4
When free throws attempts are equal:	0-0
When Iowa has higher FT% than opponent:	14-2
When opponent has higher FT%:	3-3
When FT% is equal:	0-1

When Iowa shoots at least 50% from 3-point range:	4-0
When Iowa shoots less than 50% from 3-point range:	13-6
When opponent shoots at least 50% from 3-point range:	0-0
When opponent shoots less than 50% from 3-point range:	17-6
When Iowa has a higher 3-point FG% than opponent:	12-1
When opponent has a higher 3-point FG%:	5-5
When 3-point FG% is equal:	0-0

When Iowa has more assists than opponent:	12-1
When opponent has more assists:	4-4
When assists are equal:	1-1

When Iowa has fewer turnovers than opponent:	10-3
When opponent has fewer turnovers:	7-2
When turnovers are equal:	0-1
When Iowa has more steals than opponent:	7-3
When opponent has more steals:	9-3
When steals are equal:	1-0

On Sunday:	5-1
On Monday:	1-0
On Tuesday:	2-2
On Wednesday:	0-1
On Thursday:	3-0
On Friday:	3-1
On Saturday:	3-1

On BTN:	7-2
On CBS:	1-0
On ESPN:	0-2
On ESPN2:	1-0
On ESPNU:	1-1
On Mediacom:	2-0
On NBC SN:	2-1
BTN.com:	0-0
On CBS SN:	0-0

Most Points, First Half: 56 vs. Md. Eastern Shore
Fewest Points, First Half: 30 vs. Four times
Most Points Allowed, First Half: 43, 3x, last vs. Minnesota
Fewest Points Allowed, First Half: 12 vs. UNC Wilmington
Most Points, Second Half: 57 vs. Abilene Christian
Fewest Points, Second Half: 30 vs. Villanova
Most Points Allowed, Second Half: 51 vs. Wisconsin
Fewest Points Allowed, Second Half: 19 vs. Abilene Christian
Largest Halftime Advantage: 37 vs. Arkansas-Pine Bluff
Largest Halftime Deficit: 7 vs. Nebraska-Omaha/Xavier



IOWA HAWKEYE BASKETBALL

Under McCaffery... Iowa Record When...

When playing at home:	51-18	When leading at the half:	59-18	When wearing White:	43-17
When playing on the road:	11-29	When trailing at the half:	10-38	When wearing Black:	17-36
When playing on a neutral court:	9-9	When tied at the half:	2-0	When wearing Gold:	11-3
When Iowa scores 100 points or more:	4-0	Iowa field goal percentage at home:	1819-3940	.462	
When Iowa scores 90-99 points:	8-1	Iowa field goal percentage on road:	1403-3317	.423	
When Iowa scores 80-89 points:	19-3	Iowa 3-point percentage at home:	374-1099	.340	
When Iowa scores 70-79 points:	22-16	Iowa 3-point percentage on road:	293-904	.324	
When Iowa scores under 70 points:	18-36	Iowa free throw percentage at home:	1228-1699	.723	
		Iowa free throw percentage on road:	841-1203	.699	
When opponent scores 100 points or more:	0-2	On Sunday:	9-13		
When opponent scores 90-99 points:	1-5	On Monday:	4-2		
When opponent scores 80-89 points:	0-11	On Tuesday:	10-10		
When opponent scores 70-79 points:	13-25	On Wednesday:	8-11		
When opponent scores 60-69 points:	22-12	On Thursday:	9-7		
When opponent scores fewer than 60 points:	35-1	On Friday:	9-6		
		On Saturday:	20-6		
When Iowa shoots at least 50% from the field:	18-6	On BTN:	28-32		
When Iowa shoots less than 50% from the field:	53-50	On CBS:	1-0		
When opponent shoots at least 50% from the field:	3-26	On ESPN:	2-4		
When opponent shoots less than 50% from the field:	68-30	On ESPN2:	7-4		
When Iowa has higher FG% than opponent:	63-12	On ESPNU:	7-8		
When opponent has higher FG%:	8-42	On Mediacom:	10-0		
When FG% is equal:	1-1	On CBS SN:	1-1		
		ON NBC SN:	2-1		
When Iowa outrebounds opponent:	60-19				
When opponent has more rebounds:	11-35				
When rebounds are equal:	0-2				
When Iowa shoots at least 80% from the line:	19-9	Most Points, First Half: 56 vs. Md. Eastern Shore, '13			
When Iowa shoots less than 80% from the line:	52-47	Fewest Points, First Half: 14 vs. Indiana, '13			
When opponent shoots at least 80% from the line:	15-12	Most Points Allowed, First Half: 55 vs. Michigan State, '12			
When opponent shoots less than 80% from the line:	57-44	Fewest Points Allowed, First Half: 12 vs. UNC Wilmington, '13			
When Iowa shoots more free throws than opponent:	62-22	Most Points, Second Half: 58 vs. SIU-Edwardsville, '10			
When opponent shoots more free throws:	7-33	Fewest Points, Second Half: 24 vs. Wisconsin, '12			
When free throws attempts are equal:	2-1	Most Points Allowed, Second Half: 61 at Oregon, '12			
When Iowa has higher FT% than opponent:	48-22	Fewest Points Allowed, Second Half: 16 vs. UNI, '10			
When opponent has higher FT%:	23-33	Largest Halftime Advantage: 37 vs. Arkansas-Pine Bluff, '13			
When FT% is equal:	0-1	Largest Halftime Deficit: 22 at Michigan State, '12			
When Iowa shoots at least 50% from 3-point range:	9-4				
When Iowa shoots less than 50% from 3-point range:	62-52				
When opponent shoots at least 50% from 3-point range:	1-10				
When opponent shoots less than 50% from 3-point range:	70-46				
When Iowa has a higher 3-point FG% than opponent:	46-22				
When opponent has a higher 3-point FG%:	22-36				
When 3-point FG% is equal:	0-1				
When Iowa has more assists than opponent:	52-13				
When opponent has more assists:	16-39				
When assists are equal:	3-4				
When Iowa has fewer turnovers than opponent:	43-20				
When opponent has fewer turnovers:	23-30				
When turnovers are equal:	5-6				
When Iowa has more steals than opponent:	41-25				
When opponent has more steals:	24-28				
When steals are equal:	6-2				



IOWA HAWKEYE BASKETBALL

Iowa Superlatives Under McCaffery

TEAM

Most Points Scored

1. 111 -- SIU Edwardsville (11/26/10)
2. **109 -- Md. Eastern Shore (11/14/13)**
3. **103 -- Abilene Christian (11/17/13)**
4. 105 -- Central Arkansas (12/19/11)
5. **98 -- Notre Dame (12/3/13)**

Fewest Points Allowed

1. 36 -- Howard (11/15/12)
2. **39 -- UNC Wilmington (11/8/13)**
3. 40 -- Louisiana Monroe (11/16/10)
4. 41 -- Abilene Christian (11/17/13)
5. 46 -- SC State (12/19/12)

Field Goals Made

1. 42 -- Central Arkansas (12/19/11)
2. **38 -- Abilene Christian (11/17/13)**
3. 37 -- SIU Edwardsville (11/26/10)
- 37 -- Oregon (3/18/12)
5. **35 -- Md. Eastern Shore (11/14/13)**

Field Goals Attempted

1. 79 -- Oregon (3/18/12)
2. 76 -- Central Arkansas (12/19/11)
- 76 -- South Dakota (12/4/12)
4. 74 -- Wisconsin (2/6/13)
5. 71 -- Wake Forest (11/30/10)

Field Goal Percentage (20 Made)

1. .630 -- Indiana (1/29/12)
2. **.623 -- Abilene Christian (11/17/13)**
3. **.617 -- Arkansas-Pine Bluff (12/22/13)**
4. .587 -- SIU Edwardsville (11/26/10)
5. .577 -- Indiana (1/23/11)
- .577 -- Michigan St (2/2/11)

3-Point Field Goals Made

1. 13 -- Northern Illinois (11/17/11)
2. 12 -- Northern Iowa (12/15/12)
3. **11 -- Villanova (11/30/13)**
- 11 -- SC State (12/19/12)
5. **10 -- Arkansas-Pine Bluff (12/22/13)**
- 10 -- SIU Edwardsville (11/26/10)
- 10 -- Wisconsin (2/23/12)
- 10 -- Mich St (3/9/12)
- 10 -- Oregon (3/18/12)

3-Point Field Goals Attempted

1. 28 -- Minnesota (2/13/11)
2. 27 -- Chicago St (11/11/11)
3. 26 -- North Carolina A&T (11/14/11)
4. 25 -- Northern Iowa (12/15/12)
5. 24 -- Illinois (12/29/10)
- 24 -- Villanova (11/30/13)**

3-Point FG Percentage (10 Made)

1. .619 (13-21) Northern Illinois (11/17/11)
2. **.588 (10-17) Arkansas-Pine Bluff (12/22/13)**
3. 556 (10-18) SIUE (11/26/10)
- .556 (10-18) Wisconsin (2/23/12)
4. **.538 (7-13) Notre Dame (12/3/13)**

Free Throws Made

1. **38 -- Nebraska-Omaha (11/10/13)**
2. **32 -- Md. Eastern Shore (11/14/13)**
3. 31 -- Wichita St (11/21/12)
- 31 -- Penn St (1/31/13)
5. **30 -- Michigan State (1/28/14)**

Free Throws Attempted

1. **49 -- Nebraska-Omaha (11/10/13)**
2. **43 -- UM Eastern Shore (11/14/13)**
- 43 -- Michigan State (1/28/14)**
4. **40 -- Penn (11/22/13)**
5. 39 -- Indiana (1/23/11)
- 39 -- Wichita St (11/21/12)
- 39 -- Penn St (1/31/13)
- 39 -- Nebraska (12/31/13)**

Free Throw Percentage (10 Made)

1. 1.000 (15-15) Virginia (3/27/13)
2. .917 (11-12) Michigan St (3/15/13)
3. .909 (20-22) Clemson (11/29/11)
4. .895 (17-19) South Dakota (12/4/12)
5. .880 (22-25) Iowa St (12/9/11)

Most Rebounds

1. **57 -- Md. Eastern Shore (11/14/13)**
2. **56 -- UNC Wilmington (11/8/13)**
- 56 -- Brown (12/3/11)
- 56 -- SC State (12/19/12)
5. **54 -- Fairleigh Dickinson (12/9/13)**
- 54 -- Coppin State (12/22/12)

Most Assists

1. 32 -- Central Arkansas (12/19/11)
2. 26 -- Northern Illinois (11/17/11)
3. **25 -- Abilene Christian (11/17/13)**
- 24 -- SIU Edwardsville (11/26/10)
- 24 -- Md. Eastern Shore (11/14/13)**
6. 23 -- Dayton (3/13/12)

Most Steals

1. 19 -- SIU Edwardsville (11/26/10)
2. **14 -- Penn (11/22/13)**
- 14 -- Idaho St (12/4/10)
- 14 -- Chicago St (11/11/11)
5. 13 -- IPFW (11/26/11)
- 13 -- UT-Pan American (11/9/12)

Most Blocked Shots

1. 13 -- Illinois (3/5/13)
2. **12 -- UNC Wilmington (11/8/13)**
3. 10 -- UT-Pan American (11/9/12)
4. 8 -- Purdue (1/27/13)
- 8 -- Boise St (12/22/11)
- 8 -- Northwestern (3/14/13)
- 8 -- Xavier (11/28/13)**
- 8 -- Nebraska (12/31/13)**

Fewest Turnovers

1. **5 -- Abilene Christian (11/17/13)**
- 5 -- Drake (12/7/13)**
- 5 -- Boise St (12/22/11)
- 5 -- UTEP (11/29/13)**
5. 6 -- Illinois (3/8/12)

INDIVIDUAL

Most Points:

1. 33 -- Matt Gatens vs Wisconsin (2/23/12)
2. 31 -- Roy Devyn Marble vs Oregon (3/18/12)
3. 30 -- Matt Gatens vs Indiana (2/19/12)
- 30 -- Roy Devyn Marble vs. UNI (12/15/12)
- 30 -- Roy Devyn Marble vs. Xavier (11/28/13)**
5. 28 -- Roy Devyn Marble vs. Stony Brook (3/22/13)

Field Goals Made

1. 12 -- Matt Gatens vs Wisconsin (2/23/12)
2. **11 -- Aaron White vs. Iowa State (12/13/13)**
3. 10 -- Devyn Marble vs Oregon (3/18/12)
- 10 -- Aaron White vs Dayton (3/13/12)
- 10 -- Matt Gatens vs Indiana (2/19/12)
- 10 -- Roy Devyn Marble vs. Xavier (11/28/13)**
- 10 -- Roy Devyn Marble vs. Wisconsin (1/5/14)**

Field Goals Attempted

1. **24 -- Roy Devyn Marble vs. Wisconsin (1/5/14)**
2. **23 -- Roy Devyn Marble vs. Xavier (11/28/13)**
- 23 -- Roy Devyn Marble vs. Villanova (11/30/13)**
4. 21 -- Matt Gatens vs Minnesota (1/16/11)
5. 19 -- Bryce Cartwright vs La Tech (12/21/10)

3-Point FG Made

1. 7 -- Devyn Marble vs Oregon (3/18/12)
- 7 -- Matt Gatens vs Wisconsin (2/23/12)
- 7 -- Matt Gatens vs Indiana (2/19/12)
4. 6 -- Roy Devyn Marble vs. SCSU (12/19/12)

Free Throws Made

1. 14 -- Roy Devyn Marble vs. UNI (12/15/12)
2. 13 -- Aaron White vs. Wisconsin (1/19/13)
3. 12 -- Roy Devyn Marble vs. Indiana (12/31/12)
4. **11 -- Roy Devyn Marble vs. Omaha (11/10/13)**
- 11 -- Matt Gatens vs Indiana (1/23/11)
- 11 -- Aaron White vs. Wichita St (11/21/12)
- 11 -- Aaron White vs. Purdue (2/27/13)

3-Point Field Goals Attempted

1. 11 -- Matt Gatens vs Minnesota (2/13/11)
2. 10 -- Matt Gatens vs Penn St (2/4/12)
- 10 -- Roy Devyn Marble at Iowa St (12/9/11)
- 10 -- Roy Devyn Marble vs. Xavier (11/28/13)**

Most Rebounds:

1. **17 -- Aaron White vs. Iowa State (12/13/13)**
2. **15 -- Aaron White vs. Omaha (11/10/13)**
- 15 -- Jarryd Cole vs. UNI (12/7/10)
4. 14 -- Melsahn Basabe vs Iowa St (12/10/10)
5. 13 -- Melsahn Basabe vs Indiana (2/5/10)
- 13 -- Melsahn Basabe vs Minnesota (1/16/11)
- 13 -- Melsahn Basabe vs Ohio St (1/4/11)
- 13 -- Aaron White at Nebraska (2/23/13)
- 13 -- Melsahn Basabe vs. Nebraska (3/9/13)
- 13 -- Aaron White vs. Indiana State (3/20/13)

Most Assists

1. 11 -- Bryce Cartwright vs Dayton (3/13/12)
2. 10 -- Bryce Cartwright at Oregon (3/18/12)
- 10 -- Bryce Cartwright vs Mich St (2/2/11)
4. 9 -- Bryce Cartwright (four times)
- 9 -- Anthony Clemmons (12/22/12)

Most Steals

1. 7 -- Eric May vs SIUE (11/26/10)
2. **6 -- Roy Devyn Marble vs. Penn (11/22/13)**
- 6 -- Eric May at Wake Forest (11/30/10)
4. 5 -- Jarryd Cole at Mich St (3/2/11)
- 5 -- Matt Gatens vs Idaho St (12/4/10)

Most Blocks

1. 7 -- Melsahn Basabe vs. Iowa St (12/10/10)
- 7 -- Gabriel Olaseni vs. Illinois (3/5/13)
3. 6 -- Melsahn Basabe vs Ohio St (1/4/11)
4. 5 -- Melsahn Basabe vs Indiana (2/19/12)
- 5 -- Melsahn Basabe vs Nwstern (3/14/13)
- 5 -- Gabriel Olaseni vs. UNC Wilmington (11/8/13)**

Game 1 - Iowa 82, UNC Wilmington 39

Official Basketball Box Score -- Game Totals -- Final Statistics
UNC Wilmington vs Iowa
11/08/13 8:30 p.m. at Carver-Hawkeye Arena - Iowa City, IA

UNC Wilmington 39 • 0-1

#	Player		Total		3-Ptr		Rebounds			PF	TP	A TO Blk Stl			Min	
			FG	FGA	FG	FGA	FT	FTA	Off			Def	Tot			
20	Sherwood, Dylan	f	0-4	0-2	0-0		2	4	6	1	0	0	0	0	13	
40	Williams, Cedrick	f	6-8	1-1	2-2		4	5	9	4	15	1	1	1	28	
01	Dixon, Chris	g	0-9	0-4	2-2		0	3	3	2	2	4	5	0	23	
05	Eblen, Ben	g	2-5	0-0	0-0		0	3	3	2	4	0	3	0	27	
10	Jackson, Freddie	g	1-10	0-3	0-0		2	0	2	2	2	0	0	0	22	
02	Ponder, Craig		0-6	0-2	0-2		0	1	1	1	0	0	0	0	14	
12	Milson, Tanner		0-3	0-3	0-0		0	1	1	0	0	1	1	0	16	
15	Hager, Luke		0-7	0-3	0-0		2	2	4	1	0	0	2	0	18	
24	Spruill, Addison		4-12	1-4	1-4		0	1	1	1	10	0	0	0	17	
33	Reybold, Shane		2-4	0-0	0-0		3	2	5	5	4	0	1	0	20	
34	Graham, Marcus		1-4	0-1	0-0		2	0	2	0	2	0	0	0	2	
Team							4	2	6			1				
Totals				16-72	2-23	5-10	19	24	43	20	39	6	14	1	6	200

FG % 1st Half: 5-26 19.2% 2nd half: 11-46 23.9% Game: 16-72 22.2%
3FG % 1st Half: 1-8 12.5% 2nd half: 1-15 6.7% Game: 2-23 8.7%
FT % 1st Half: 1-2 50.0% 2nd half: 4-8 50.0% Game: 5-10 50.0%

Iowa 82 • 1-0

#	Player		Total		3-Ptr		Rebounds			PF	TP	A TO Blk Stl			Min
			FG-FGA	FG-FGA	FT-FTA	Off	Def	Tot							
01	Basabe, Melsahn	f	4-6	0-0	0-0	1	5	6	1	8	0	0	1	0	13
30	White, Aaron	f	4-6	0-0	2-2	0	6	6	0	10	2	2	0	1	19
34	Woodbury, Adam	c	2-6	0-0	0-1	1	4	5	4	4	1	0	1	0	13
04	Marble, Roy Devyn	g	3-5	1-3	1-2	1	1	2	0	8	5	2	0	3	20
10	Gesell, Mike	g	1-3	0-1	1-2	0	0	0	0	3	3	0	2	2	15
00	Olaseni, Gabriel		1-8	0-0	6-8	3	4	7	1	8	0	0	5	0	17
03	Jok, Peter		5-13	1-5	0-0	2	3	5	0	11	1	1	0	0	20
05	Clemmons, Anthony		2-3	0-0	2-4	0	3	3	0	6	5	1	1	1	20
13	Denning, Kyle		1-1	1-1	0-0	0	1	1	0	3	0	0	0	0	6
15	McCabe, Zach		2-5	0-1	1-2	3	4	7	0	5	1	1	0	0	19
20	Uthoff, Jarrod		5-8	1-1	3-3	1	6	7	1	14	0	0	4	0	19
23	Ukah, Okey		0-0	0-0	0-0	0	1	1	0	0	0	0	0	0	4
35	Stokes, Darius		0-1	0-0	0-0	0	0	0	3	0	0	1	0	0	9
42	Meyer, Kyle		1-2	0-0	0-0	1	2	3	0	2	1	2	0	0	6
Team						3	0	3							
Totals				31-67	4-12	16	40	56	10	82	19	10	12	7	200

FG % 1st Half: 17-33 51.5% 2nd half: 14-34 41.2% Game: 31-67 46.3%
3FG % 1st Half: 2-6 33.3% 2nd half: 2-6 33.3% Game: 4-12 33.3%
FT % 1st Half: 12-17 70.6% 2nd half: 4-7 57.1% Game: 16-24 66.7%

Officials: Gene Statore, Paul Szecel, Rod Mrakovich
Technical fouls: UNC Wilmington-None. Iowa-None.
Attendance: 15293
2013-14 Season Opener
Fouled Out - UNC Wilmington: Reybold (07:11)

Score by periods	1st	2nd	Total
UNC Wilmington	12	27	39
Iowa	48	34	82

	In	Off	2nd	Fast	Bench
Points	Paint	T/O	Chance	Break	
UNCW	16	7	10	2	16
IOWA	42	16	14	12	49

Game 2 - Iowa 85, Nebraska-Omaha 75

Official Basketball Box Score -- Game Totals -- Final Statistics
Nebraska-Omaha vs Iowa
11/10/13 3:55 p.m. at Carver-Hawkeye Arena - Iowa City, IA

Nebraska-Omaha 75 • 1-1

#	Player		Total		3-Ptr		Rebounds			PF	TP	A TO Blk Stl				Min
			FG-FGA	FG-FGA	FT-FTA	Off	Def	Tot								
05	Mike Rostampour	f	0-2	0-0	3-4	1	2	3	4	3	0	2	1	1	19	
44	John Karhoff	c	5-10	1-1	0-0	3	2	5	5	11	2	0	0	1	24	
03	Devin Patterson	g	4-11	1-4	4-6	1	3	4	3	13	3	4	0	4	30	
10	CJ Carter	g	8-21	4-14	2-2	3	1	4	3	22	1	4	0	3	35	
21	Justin Simmons	g	5-13	1-5	0-0	0	1	1	3	11	3	1	1	0	27	
01	Jalen Bradley		0-1	0-1	0-0	0	1	1	1	0	2	0	0	0	1	
12	Caleb Steffensmeier		0-1	0-1	0-0	0	0	0	2	0	0	2	0	0	12	
23	Marcus Tyus		2-7	1-2	0-0	1	0	1	4	5	0	0	0	1	15	
40	Simon Krych		4-5	0-0	0-0	2	1	3	1	8	0	1	0	0	10	
42	Matt Hagerbaumer		0-0	0-0	2-2	4	7	11	4	2	3	1	0	1	27	
Team						2	2	4			1					
Totals			28-71	8-28	11-16	17	20	37	30	75	14	16	2	11	200	

FG % 1st Half: 16-36 44.4% 2nd half: 12-35 34.3% Game: 28-71 39.4%
3FG % 1st Half: 5-14 35.7% 2nd half: 3-14 21.4% Game: 8-28 28.6%
FT % 1st Half: 6-6 100.0% 2nd half: 5-10 50.0% Game: 11-16 68.8%

Iowa 83 • 2-0

#	Player	Total		3-Ptr		Rebounds			PF	TP	A TO Blk Stl			Min	
		FG-FGA	FG-FGA	FT-FTA	FT-FTA	Off	Def	Tot							
01	Basabe, Melsahn	f	2-5	0-0	3-4	2	7	9	3	7	1	0	2	1	19
30	White, Aaron	f	5-10	0-2	10-12	4	11	15	2	20	2	4	0	1	33
34	Woodbury, Adam	c	2-4	0-0	1-2	2	1	3	1	5	1	3	1	0	11
04	Marble, Roy Devyn	g	2-13	0-5	11-14	1	4	5	2	15	4	1	0	2	33
10	Gesell, Mike	g	0-0	0-0	1-2	0	1	1	0	1	1	2	0	0	14
00	Olaseni, Gabriel		0-1	0-0	0-0	1	0	1	2	0	0	1	1	1	13
03	Jok, Peter		1-6	1-3	0-0	0	0	0	1	3	1	0	0	0	9
05	Clemmons, Anthony		4-5	1-2	2-3	1	1	2	0	11	1	3	2	1	25
15	McCabe, Zach		3-6	1-1	5-6	2	1	3	3	12	0	2	0	1	20
20	Uthoff, Jarrod		2-6	0-1	5-6	4	3	7	1	9	1	2	1	0	23
Team						3	0	3							
Totals			21-56	3-14	38-49	20	29	49	15	83	12	18	7	7	200

FG % 1st Half: 10-29 34.5% 2nd half: 11-27 40.7% Game: 21-56 37.5%
3FG % 1st Half: 1-8 12.5% 2nd half: 2-6 33.3% Game: 3-14 21.4%
FT % 1st Half: 15-18 83.3% 2nd half: 23-31 74.2% Game: 38-49 77.6%

Officials: Lamont Simpson, Larry Sciotto, Bill Ek
Technical fouls: Nebraska-Omaha-None. Iowa-None.
Attendance: 14271
Fouled Out: Nebraska-Omaha - Karhoff (04:57)

Score by periods	1st	2nd	Total
Nebraska-Omaha	43	32	75
Iowa	36	47	83

	In	Off	2nd	Fast	Bench
Points	Paint	T/O	Chance	Break	
NO	26	23	19	4	15
IOWA	30	17	13	4	35

Game 3 - Iowa 109, Md. Eastern Shore 63

Official Basketball Box Score -- Game Totals -- Final Statistics
Md. Eastern Shore vs Iowa
11/14/13 6 p.m. at Carver-Hawkeye Arena - Iowa City, IA

Md. Eastern Shore 63 • 1-2

#	Player		Total		3-Ptr		Rebounds			PF	TP	A TO Blk Stl			Min	
			FG-FGA	FG-FGA	FT-FTA	Off	Def	Tot								
01	Johnson, Iman	f	2-4	0-0	0-2	2	4	6	5	4	0	1	0	1	24	
54	Ezeiru, Francis	c	3-6	0-0	2-2	2	7	9	3	8	0	1	1	0	26	
00	Baxter, Hakeem	g	2-10	0-3	2-2	1	0	1	5	6	0	1	1	0	28	
13	Smith, Isaac	g	6-24	1-8	6-8	1	2	3	0	19	1	5	0	2	27	
23	Snyder, Troy	g	3-7	1-4	0-0	1	2	3	1	7	0	4	0	0	31	
02	Pitt, Ishaq		1-3	0-1	0-3	1	1	2	4	2	2	0	0	0	10	
05	Bell, Louis		2-7	0-3	1-1	0	1	1	4	5	3	1	0	1	17	
10	Trim, Travis		0-0	0-0	0-0	0	2	2	0	2	1	0	1	1	7	
11	Walker, Devon		2-7	2-5	0-0	2	0	2	1	6	0	0	0	0	8	
12	Randall, Shane		3-6	0-0	0-0	1	1	2	2	6	1	1	0	2	21	
35	Choice, Macelo		0-1	0-1	0-0	0	0	0	0	0	0	0	0	0	1	
Team						5	1	6								
Totals				24-75	4-25	11-18	16	21	37	27	63	9	15	1	8	200

FG % 1st Half: 9-36 25.0% 2nd half: 15-39 38.5% Game: 24-75 32.0%
3FG % 1st Half: 1-11 9.1% 2nd half: 3-14 21.4% Game: 4-25 16.0%
FT % 1st Half: 4-4 100.0% 2nd half: 7-14 50.0% Game: 11-18 61.1%

Iowa 109 • 3-0

#	Player		Total		3-Ptr		Rebounds			PF	TP					Min
			FG-FGA	FG-FGA	FT-FTA		Off	Def	Tot			A	TO	Blk	Stl	
01	Basabe, Melsahn	f	2-3	0-0	8-12	2	5	7	0	12	0	0	0	0	20	
30	White, Aaron	f	9-10	0-1	4-5	0	3	3	0	22	2	2	0	1	17	
34	Woodbury, Adam	c	1-3	0-0	2-2	1	5	6	2	4	0	1	1	0	19	
04	Marble, Roy Devyn	g	3-8	1-4	3-4	1	1	2	0	10	5	0	0	4	18	
10	Gesell, Mike	g	3-5	2-3	0-0	0	1	1	4	8	7	1	0	0	17	
00	Olaseni, Gabriel		5-10	0-0	0-2	5	0	5	2	10	0	1	3	0	13	
03	Jok, Peter		1-5	0-1	8-8	0	2	2	2		2	3	0	1	24	
05	Clemmons, Anthony		1-1	0-0	0-0	0	3	3	2	2	4	0	0	1	13	
13	Denning, Kyle		1-2	1-2	0-0	0	1	1	1	3	1	0	0	0	8	
15	McCabe, Zach		4-7	2-3	1-2	2	3	5	0	11	1	0	0	1	12	
20	Uthoff, Jarrod		3-7	0-1	5-6	4	7	11	2	11	0	2	1	0	18	
23	Ukah, Okey		0-1	0-0	1-2	1	1	2	0	1	0	0	1	0	5	
35	Stokes, Darius		1-3	0-0	0-0	0	0	0	1	2	0	0	0	0	8	
42	Meyer, Kyle		1-3	1-2	0-0	1	6	7	2	3	2	2	0	0	8	

Game 5 - Iowa 86, Penn 55

Official Basketball Box Score -- Game Totals -- Final Statistics

Penn vs Iowa

11/22/13 6 p.m. at Carver-Hawkeye Arena - Iowa City, IA

Penn 55 • 1-3

#	Player		Total		3-Ptr		Rebounds			PF	TP	A	TO	Blk	Stl	Min		
			FG	FGA	FG	FGA	FT	FTA	Off								Def	Tot
02	Brooks, Henry	f	3	5	0	0	0	0	1	3	4	3	6	0	6	1	21	
10	Dougherty, Fran	f	4	6	0	0	0	0	0	3	3	4	8	2	1	0	29	
10	Nelson-Henry, Darien	c	6	9	0	0	1	3	4	2	6	4	13	1	1	2	19	
00	Cartwright, Miles	g	1	4	0	2	4	4	0	3	3	4	6	3	4	0	20	
01	Hicks, Tony	g	3	10	1	6	3	4	1	3	4	3	10	5	6	0	31	
04	Lewis, Jamal	g	1	4	1	2	0	0	0	0	0	0	3	1	0	0	10	
05	Harrell, Julian	g	2	5	1	2	0	0	1	1	2	4	5	2	2	1	14	
13	Jones, Dylan	g	0	0	0	0	1	2	0	1	1	1	0	1	0	0	7	
15	Crocker, Camryn	g	1	2	0	1	1	1	0	0	0	3	3	0	1	0	12	
20	Jok, Dau	g	0	6	0	6	0	0	1	1	2	0	0	0	1	0	15	
21	Gunter, Cameron	g	0	1	0	0	0	2	1	1	2	1	0	0	0	0	5	
22	Rennard, Steve	g	0	3	0	2	0	0	0	3	3	1	0	0	1	0	9	
24	Howard, Matt	g	0	0	0	0	0	0	0	1	1	0	0	0	0	0	3	
30	Lucas-Perry, Patrick	g	0	1	0	1	0	0	0	0	0	1	0	1	1	0	0	
32	Troutt, Preston	g	0	2	0	1	0	0	1	0	1	0	0	0	0	0	2	
Team																		
Totals			21-58		3-23		10-16			15 26 41		29 55		15 25 4		2 200		
FG % 1st Half: 11-25			44.0%		2nd half: 10-33			30.3%		Game: 21-58			36.2%		Deadball Rebounds 2			
3FG % 1st Half: 2-8			25.0%		2nd half: 1-15			6.7%		Game: 3-23			13.0%					
FT % 1st Half: 3-6			50.0%		2nd half: 7-10			70.0%		Game: 10-16			62.5%					

Iowa 86 • 5-0

#	Player		Total FG-FGA	3-Ptr FG-FGA	FT-FTA	Rebounds Off Def Tot	PF	TP	A	TO	Blk	Stl	Min
01	Basabe, Melsahn	f	1-5	0-0	3-4	3 3 6	1	5	0	0	0	1	19
30	White, Aaron	f	2-6	0-0	3-5	2 5 7	0	7	0	0	0	1	22
34	Woodbury, Adam	c	2-6	0-0	2-3	3 3 6	1	3	6	1	0	0	20
04	Marble, Roy Devyn	g	4-13	1-5	4-7	1 1 2	1	13	3	2	1	6	26
10	Gesell, Mike	g	4-10	2-6	0-0	0 0 0	2	10	2	0	0	2	21
00	Olaseni, Gabriel	g	3-6	0-0	2-3	3 3 6	3	8	0	3	3	1	16
03	Jok, Peter	g	2-4	1-2	3-4	0 1 1	2	8	0	0	0	0	14
05	Clemmons, Anthony	g	1-3	1-2	4-6	0 0 0	1	7	3	2	0	0	17
13	Denning, Kyle	g	1-1	0-0	0-0	0 1 1	0	2	0	0	0	0	5
15	McCabe, Zach	g	0-2	0-1	1-2	0 2 2	3	1	0	1	0	1	8
20	Uthoff, Jarrod	g	6-7	1-1	6-6	1 3 4	0	19	2	2	1	1	21
23	Ukah, Okey	g	0-0	0-0	0-0	0 0 0	0	0	0	0	0	0	3
35	Stokes, Darius	g	0-1	0-0	0-0	1 1 2	1	0	0	0	0	0	3
42	Meyer, Kyle	g	0-2	0-1	0-0	1 2 3	0	0	0	0	0	0	5
Team						1 1 2							
Totals			26-66	6-18	28-40	18 26 44	17 86	11 10	5 14	200			
FG % 1st Half: 16-38			42.1%	2nd half: 10-28	35.7%	Game: 26-66	39.4%	Deadball Rebounds 8					
3FG % 1st Half: 2-8			25.0%	2nd half: 4-10	40.0%	Game: 6-18	33.3%						
FT % 1st Half: 14-20			70.0%	2nd half: 14-20	70.0%	Game: 28-40	70.0%						

Officials: Larry Scrotto, Glenn Mayborg, Paul Szelc
Technical fouls: Penn-None. Iowa-None.
Attendance: 15400

Score by periods	1st	2nd	Total
Penn	27	28	55
Iowa	48	38	86

Last FG - PENN 2nd-00:14, IOWA 2nd-02:42.
Largest lead - PENN by 4 1st-19:08, IOWA by 34 2nd-02:42.

	In	Off	2nd	Fast	Bench
Points	Paint	TO	Chance	Break	
PENN	30	10	14	0	12
IOWA	30	30	13	8	45

Score tied - 0 times.
Lead changed - 7 times.

Game 7 - Iowa 89, UTEP 53

Official Basketball Box Score -- Game Totals -- Final Statistics

Iowa vs UTEP

11/29/13 7 p.m. at Atlantis, Paradise Island, Bahamas

Iowa 89 • 7-0

#	Player		Total		3-Ptr		Rebounds			PF	TP	A	TO	Blk	Stl	Min		
			FG	FGA	FG	FGA	FT	FTA	Off								Def	Tot
01	Basabe, Melsahn	f	5	8	0	0	0	0	7	7	0	10	0	0	1	19		
30	White, Aaron	f	5	6	0	0	7	7	1	3	4	0	17	1	0	19		
34	Woodbury, Adam	c	1	4	0	0	0	0	1	1	2	4	2	0	0	14		
04	Marble, Roy Devyn	g	2	6	0	1	3	4	2	1	3	1	7	6	0	0	21	
10	Gesell, Mike	g	2	5	1	2	0	0	3	3	1	5	7	1	0	1	24	
00	Olaseni, Gabriel		1	4	0	0	2	2	4	4	8	2	4	1	1	0	15	
03	Jok, Peter		4	9	2	4	4	5	0	0	0	3	14	1	1	0	17	
05	Clemmons, Anthony		2	2	1	1	1	2	0	4	4	1	6	4	0	0	15	
13	Denning, Kyle		0	0	0	0	0	0	0	0	0	0	0	0	0	0	3	
15	McCabe, Zach		5	8	3	5	1	2	2	0	2	1	14	2	0	0	14	
20	Uthoff, Jarrod		3	5	2	3	0	0	2	8	10	3	8	0	2	2	25	
23	Ukah, Okey		1	1	0	0	0	0	0	0	0	0	2	0	0	0	3	
35	Stokes, Darius		0	0	0	0	0	0	0	0	0	0	0	0	0	0	3	
42	Meyer, Kyle		0	1	0	1	0	0	0	1	1	1	0	0	0	0	8	
Team																		
Totals			31-59		9-16		18-22			12 34 46			17 89		22 5 4		2 200	
FG % 1st Half: 17-29			58.6%		2nd half: 14-30			46.7%		Game: 31-59			52.5%		Deadball Rebounds			
3FG % 1st Half: 5-8			62.5%		2nd half: 4-8			50.0%		Game: 9-16			56.3%		8			
FT % 1st Half: 8-10			80.0%		2nd half: 10-12			83.3%		Game: 18-22			81.8%		2			

UTEP 53 • 4-3

		Total		3-Ptr		Rebounds												
#	Player		FG	FGA	FG	FGA	FT	FTA	Off	Def	Tot	PF	TP	A	To	Blk	Stl	Min
04	WASHBURN, Julian	f	4	14	1	4	4	4	0	0	0	0	13	3	1	0	1	33
31	LANG, Cedrick	f	1	3	0	0	2	6	1	3	4	2	4	0	0	0	0	18
21	BOHANNON, John	c	2	4	0	0	0	0	2	2	4	2	4	0	1	0	0	14
13	MOORE, McKenzie	g	2	9	1	5	0	0	5	5	4	4	5	3	2	0	0	22
24	CROSGILL, Justin	g	1	6	0	1	0	0	0	0	0	0	0	3	0	0	0	9
02	RAGLAND, Jalen	g	0	3	0	2	0	0	0	0	0	0	0	0	0	0	0	10
03	MBACHU, Victor		0	0	0	0	0	0	0	0	0	0	0	0	0	0	0	2
05	COOPER, C.J.		2	4	2	4	0	0	1	0	1	1	6	3	2	0	0	26
11	FLAGGERT, Jake		1	1	0	0	0	0	0	0	0	5	2	0	0	0	0	12
15	CALDWELL, Tevin		0	0	0	0	0	0	0	0	0	0	0	0	0	0	0	2
23	VINT, Hooper		1	2	0	1	0	0	0	2	2	1	2	0	0	0	0	12
32	HUNTER, Vince		2	2	0	0	3	4	1	3	4	2	7	0	0	1	0	18
41	WILLMS, Matt		2	4	0	0	3	7	0	3	3	0	7	2	0	1	2	22
Team									1	0	1			1				200
Totals			18	52	5	22	12	21	6	18	24	17	53	11	7	2	4	200
FG % 1st Half:		9-28	32.1%	2nd half:		9-24	37.5%	Game:		18-52	34.6%	Deadball Rebounds						
3FG % 1st Half:		2-13	15.4%	2nd half:		3-9	33.3%	Game:		5-22	22.7%	3						
FT % 1st Half:		2-9	22.2%	2nd half:		10-12	83.3%	Game:		12-21	57.1%							

Game 9 - Iowa 98, Notre Dame 93

Official Basketball Box Score -- Game Totals -- Final Statistics
Notre Dame vs Iowa
12/03/13 8:15 p.m. at Carver-Hawkeye Arena - Iowa City, IA

Notre Dame 93 • 5-2

#	Player	Total		3-Ptr		Rebounds			PF	TP	A	TO	Blk	Stl	Min
		FG-FGA	FG-FGA	FT-FTA	FT-FTA	Off	Def	Tot							
24	Pat Connaughton	f	4-12	2-7	2-2	0	3	3	4	12	4	1	2	2	32
11	Garrick Sherman	c	12-18	0-0	5-5	4	5	9	4	29	0	1	0	0	32
00	Eric Atkins	g	8-16	4-5	3-5	3	1	4	4	23	3	1	0	1	36
22	Jerian Grant	g	5-12	0-2	3-3	2	2	4	4	13	10	3	0	3	39
23	Demetrius Jackson	g	3-4	2-3	1-2	1	1	2	1	9	1	1	0	0	33
20	Austin Burgett		1-2	0-0	1-2	0	1	1	3	2	0	0	0	1	15
30	Zach Auguste		2-4	0-0	0-0	0	1	1	2	4	0	0	0	0	13
	Team					1	1	2							
	Totals		35-68	8-17	15-19	11	15	26	22	93	20	7	2	7	200

FG % 1st Half: 16-33 48.5% 2nd half: 19-35 54.3% Game: 35-68 51.5%
 3FG % 1st Half: 3-4 75.0% 2nd half: 5-13 38.5% Game: 8-17 47.1%
 FT % 1st Half: 8-9 88.9% 2nd half: 7-10 70.0% Game: 15-19 78.9%

Deadball
Rebounds
2

Iowa 98 • 8-1

#	Player	Total		3-Ptr		Rebounds			PF	TP	A	TO	Blk	Stl	Min
		FG-FGA	FG-FGA	FT-FTA	FT-FTA	Off	Def	Tot							
01	Basabe, Melsahn	f	3-4	0-0	0-0	0	1	1	1	6	0	1	1	0	12
30	White, Aaron	f	7-9	0-0	6-6	3	4	7	1	20	7	2	1	0	36
34	Woodbury, Adam	c	2-3	0-0	2-2	1	2	3	1	6	3	3	0	0	15
04	Marble, Roy Devyn	g	7-14	2-5	1-2	0	3	3	0	17	2	1	1	1	36
10	Gesell, Mike	g	3-6	2-3	2-2	1	4	5	2	10	2	2	0	2	22
00	Olaseni, Gabriel		3-5	0-0	3-4	3	2	5	3	9	2	1	1	0	11
03	Jok, Peter		1-3	1-2	0-0	0	0	0	1	3	0	0	0	0	3
05	Clemmons, Anthony		0-3	0-1	0-0	1	1	2	1	0	2	1	0	0	19
15	McCabe, Zach		3-5	1-1	3-3	1	2	3	4	10	1	0	0	0	22
20	Uthoff, Jarrod		4-6	1-1	8-10	1	5	6	1	17	1	1	1	0	24
	Team					1	0	1							
	Totals		33-58	7-13	25-29	12	24	36	15	98	20	12	5	3	200

FG % 1st Half: 19-33 57.6% 2nd half: 14-25 56.0% Game: 33-58 56.9%
 3FG % 1st Half: 3-7 42.9% 2nd half: 4-6 66.7% Game: 7-13 53.8%
 FT % 1st Half: 11-12 91.7% 2nd half: 14-17 82.4% Game: 25-29 86.2%

Deadball
Rebounds
2

Officials: Mike Kitts, Bo Boroski, Steve McLunkins
 Technical fouls: Notre Dame-None. Iowa-None.
 Attendance: 15400
 Big Ten/ACC Challenge

Score by periods	1st	2nd	Total
Notre Dame	43	50	93
Iowa	52	46	98

Points	In	Off	2nd	Fast	Bench
ND	Paint	T/O	Chance	Break	
IOWA	38	20	15	12	7
	50	12	9	39	

Last FG - ND 2nd-00:02, IOWA 2nd-00:20.
 Largest lead - ND by 5 1st-16:41, IOWA by 11 1st-05:56.

Score tied - 7 times.
 Lead changed - 6 times.

Game 11 - Iowa 92, Fairleigh Dickinson 59

Official Basketball Box Score -- Game Totals -- Final Statistics
Fairleigh Dickinson vs Iowa
12/09/13 6 p.m. at Carver-Hawkeye Arena - Iowa City, IA

Fairleigh Dickinson 59 • 3-9

#	Player	Total		3-Ptr		Rebounds			PF	TP	A	TO	Blk	Stl	Min
		FG-FGA	FG-FGA	FT-FTA	FT-FTA	Off	Def	Tot							
25	Gillette, Scooter	f	1-3	0-0	2-2	0	2	2	1	4	0	1	3	0	8
35	Owona, Mike	f	1-2	0-0	0-0	2	2	4	5	2	0	0	1	0	12
03	MacDonald, Matt	g	2-5	2-5	0-0	2	3	5	0	6	0	1	0	2	37
23	Sanders Jr., Sidney	g	5-20	0-3	6-6	0	0	0	2	16	2	4	0	2	33
24	Jones, Mustafa	g	1-8	1-4	0-0	0	1	1	3	3	1	0	0	1	23
02	Nix, Malachi		1-5	1-4	1-4	1	1	2	2	4	1	2	0	0	21
05	Dawson, Jayde		0-1	0-0	0-0	0	0	0	0	4	1	0	0	0	5
13	Kingsley, Scott		0-4	0-2	0-0	0	1	1	0	0	0	1	0	0	9
20	Harris, Xavier		2-4	0-0	1-2	3	1	4	3	5	2	0	1	0	13
21	Mann, Myles		0-2	0-0	0-0	1	2	3	3	0	0	0	0	0	8
22	Seilund, Mathias		8-11	3-4	0-0	0	5	5	2	19	1	0	3	2	31
	Team					1	4	5							
	Totals		21-65	7-22	10-14	10	22	32	22	59	11	10	8	7	200

FG % 1st Half: 10-30 33.3% 2nd half: 11-35 31.4% Game: 21-65 32.3%
 3FG % 1st Half: 4-10 40.0% 2nd half: 3-12 25.0% Game: 7-22 31.8%
 FT % 1st Half: 2-4 50.0% 2nd half: 8-10 80.0% Game: 10-14 71.4%

Deadball
Rebounds
3

Iowa 92 • 10-1

#	Player	Total		3-Ptr		Rebounds			PF	TP	A	TO	Blk	Stl	Min
		FG-FGA	FG-FGA	FT-FTA	FT-FTA	Off	Def	Tot							
01	Basabe, Melsahn	f	5-7	0-0	2-4	4	7	11	3	12	0	3	2	0	16
30	White, Aaron	f	3-4	0-0	2-2	1	1	2	1	8	3	1	0	3	16
34	Woodbury, Adam	c	4-8	0-0	0-1	2	1	3	3	8	1	0	1	0	19
04	Marble, Roy Devyn	g	3-9	1-3	0-0	1	2	3	1	7	2	2	0	1	20
10	Gesell, Mike	g	1-5	0-1	4-4	0	2	2	1	6	5	1	0	2	21
00	Olaseni, Gabriel		5-11	0-0	4-5	3	7	10	1	14	1	0	0	0	19
03	Jok, Peter		4-7	1-2	2-2	0	2	2	0	11	4	0	0	1	24
05	Clemmons, Anthony		2-3	0-0	0-0	1	1	2	3	4	1	0	0	0	10
13	Denning, Kyle		1-2	0-1	0-0	0	0	0	0	2	0	0	0	0	5
15	McCabe, Zach		2-6	1-3	5-6	1	0	1	0	10	2	0	0	1	16
20	Uthoff, Jarrod		4-5	1-1	1-3	3	7	10	0	10	0	0	0	0	19
23	Ukah, Okey		0-2	0-0	0-0	0	2	2	0	0	0	1	0	0	5
35	Stokes, Darius		0-1	0-0	0-0	0	1	1	0	0	0	0	0	0	5
42	Meyer, Kyle		0-0	0-0	0-0	0	0	0	0	0	0	0	0	0	5
	Team					3	2	5							
	Totals		34-70	4-11	20-27	19	35	54	13	92	19	8	3	8	200

FG % 1st Half: 17-35 48.6% 2nd half: 17-35 48.6% Game: 34-70 48.6%
 3FG % 1st Half: 3-7 42.9% 2nd half: 1-4 25.0% Game: 4-11 36.4%
 FT % 1st Half: 10-16 62.5% 2nd half: 10-11 90.9% Game: 20-27 74.1%

Deadball
Rebounds
2

Officials: Terry Oglesby, Larry Sciroto, Bill Ek
 Technical fouls: Fairleigh Dickinson-None. Iowa-None.
 Attendance: 13501
 Fouled Out: Fairleigh Dickinson - Owona (12:33)

Score by periods	1st	2nd	Total
Fairleigh Dickinson	26	33	59
Iowa	47	45	92

Points	In	Off	2nd	Fast	Bench
FDU	Paint	T/O	Chance	Break	
IOWA	26	6	5	4	28
	54	13	24	12	51

Last FG - FDU 2nd-00:22, IOWA 2nd-01:24.
 Largest lead - FDU by 6 1st-17:39, IOWA by 35 2nd-04:37.

Score tied - 1 time.
 Lead changed - 1 time.

Game 10 - Iowa 83, Drake 66

Official Basketball Box Score -- Game Totals -- Final Statistics
Iowa vs Drake
12/07/13 7:37 p.m. at Des Moines, Iowa (Wells Fargo Arena)

Iowa 83 • 9-1

#	Player	Total		3-Ptr		Rebounds			PF	TP	A	TO	Blk	Stl	Min
		FG-FGA	FG-FGA	FT-FTA	FT-FTA	Off	Def	Tot							
01	Basabe, Melsahn	f	7-10	0-0	1-2	2	6	8	2	15	0	1	1	0	22
30	White, Aaron	f	3-5	0-1	1-2	2	0	2	2	7	2	1	1	0	22
34	Woodbury, Adam	c	2-5	0-0	2-4	3	3	6	2	6	1	0	0	1	18
04	Marble, Roy Devyn	g	5-11	0-3	4-6	0	6	6	1	14	3	0	0	2	29
10	Gesell, Mike	g	1-4	0-1	0-0	0	3	3	3	2	2	1	0	0	16
00	Olaseni, Gabriel		0-2	0-0	3-4	1	1	2	2	3	0	1	2	1	17
03	Jok, Peter		5-12	1-5	3-4	3	4	7	1	14	1	0	0	1	20
05	Clemmons, Anthony		0-1	0-1	2-2	0	0	0	0	2	2	1	0	0	14
13	Denning, Kyle		0-0	0-0	0-0	0	0	0	0	0	0	0	0	0	1
15	McCabe, Zach		2-6	1-4	2-2	3	1	4	1	7	0	0	0	0	17
20	Uthoff, Jarrod		4-8	1-3	4-4	3	6	9	1	13	0	0	2	0	21
23	Ukah, Okey		0-0	0-0	0-0	0	0	0	0	0	0	0	0	0	1
35	Stokes, Darius		0-0	0-0	0-0	0	0	0	0	0	0	0	0	0	1
42	Meyer, Kyle		0-0	0-0	0-0	0	0	0	0	0	0	0	0	0	1
	Team					0	0	0							
	Totals		29-64	3-18	22-30	17	30	47	15	83	11	5	6	5	200

FG % 1st Half: 18-36 50.0% 2nd half: 11-28 39.3% Game: 29-64 45.3%
 3FG % 1st Half: 1-8 12.5% 2nd half: 2-10 20.0% Game: 3-18 16.7%
 FT % 1st Half: 12-17 70.6% 2nd half: 10-13 76.9% Game: 22-30 73.3%

Deadball
Rebounds
3

Drake 66 •

Game 13 - Iowa 86, Ark.-Pine Bluff 61

Official Basketball Box Score -- Game Totals -- Final Statistics

Arkansas Pine Bluff vs Iowa

12/22/13 1 p.m. at Carver-Hawkeye Arena - Iowa City, IA

Arkansas Pine Bluff 61 • 2-9

#	Player	Total		3-Ptr		Rebounds		PF	TP	A	TO	Blk	Stl	Min
		FG-FGA	FT-FTA	FG-FGA	FT-FTA	Off	Def							
00	Tingle, Sean	f	0-2	0-0	0-2	1	0	1	1	0	2	0	0	9
03	Haynes, Davon	f	3-11	0-1	5-8	4	3	7	3	11	0	5	0	27
15	Whiting, Trent	f	0-1	0-0	0-0	0	1	1	0	0	0	1	2	14
14	Hammond, Tevin	g	7-14	4-9	1-3	1	0	1	1	19	5	5	0	35
23	Robinson, Ghiavonni	g	3-10	1-4	0-0	1	2	3	5	7	1	2	0	30
01	Mosley, Marcel	g	4-13	3-9	0-0	0	2	2	4	11	3	1	0	24
12	Floyd, Jaylon	g	0-1	0-0	0-0	3	0	3	4	0	1	0	0	12
21	Savage, Chandler	g	0-2	0-2	0-0	0	0	0	0	0	0	1	0	8
22	McIntyre, DeAndre	g	3-7	0-1	2-2	3	2	5	1	8	4	1	0	24
30	Brown, Jordan	g	2-4	0-0	1-2	1	1	2	1	5	0	0	0	16
40	Young, Jared	g	0-0	0-0	0-0	0	0	0	0	0	0	0	0	1
Team						1	1	2						
Totals			22-65	8-26	9-17	15	12	27	20	61	14	18	2	190

FG % 1st Half: 6-32 18.8% 2nd half: 16-33 48.5% Game: 22-65 33.8%
3FG % 1st Half: 1-12 8.3% 2nd half: 7-14 50.0% Game: 8-26 30.8%
FT % 1st Half: 2-5 40.0% 2nd half: 7-12 58.3% Game: 9-17 52.9%

Iowa 86 • 11-2

#	Player	Total		3-Ptr		Rebounds		PF	TP	A	TO	Blk	Stl	Min
		FG-FGA	FT-FTA	FG-FGA	FT-FTA	Off	Def							
01	Basabe, Melsahn	f	3-5	0-0	3-5	2	3	5	1	9	0	4	1	20
30	White, Aaron	f	3-3	0-0	2-2	0	2	2	0	8	0	0	0	8
34	Woodbury, Adam	c	3-4	0-0	4-4	2	2	4	2	10	4	2	0	18
04	Marble, Roy Devyn	g	2-3	1-1	3-6	0	1	1	0	8	1	1	0	10
10	Gesell, Mike	g	2-3	0-1	0-0	1	3	4	1	4	1	3	0	14
00	Olaseni, Gabriel	g	2-4	0-0	2-2	4	2	6	4	6	2	2	1	16
02	Oglesby, Josh	g	4-5	4-5	1-2	0	2	2	0	13	2	2	0	20
03	Jok, Peter	g	0-2	0-1	1-2	0	3	3	0	1	4	4	0	14
05	Clemmons, Anthony	g	2-3	2-3	0-0	0	1	1	1	6	2	2	1	19
13	Denning, Kyle	g	1-1	0-0	0-0	0	0	0	0	2	1	1	0	5
15	McCabe, Zach	g	1-5	0-2	0-0	0	7	7	0	2	2	0	0	16
20	Uthoff, Jarrod	g	6-8	3-4	1-2	1	4	5	0	16	3	4	1	26
23	Ukah, Okey	g	0-0	0-0	0-0	0	0	0	0	1	0	0	0	2
35	Stokes, Darius	g	0-0	0-0	1-2	0	0	0	1	1	0	1	0	6
42	Meyer, Kyle	g	0-1	0-0	0-0	0	0	0	2	0	0	1	0	6
Team						1	1	2						
Totals			29-47	10-17	18-27	11	31	42	12	86	22	27	4	200

FG % 1st Half: 18-24 75.0% 2nd half: 11-23 47.8% Game: 29-47 61.7%
3FG % 1st Half: 5-6 83.3% 2nd half: 5-11 45.5% Game: 10-17 58.8%
FT % 1st Half: 11-15 73.3% 2nd half: 7-12 58.3% Game: 18-27 66.7%

Officials: Ed Hightower, Steve McClunkins, Frank Spencer
Technical fouls: Arkansas Pine Bluff-None. Iowa-None.
Attendance: 15400
Fouled Out: Arkansas Pine Bluff - Robinson (03:47)

Score by periods	1st	2nd	Total
Arkansas Pine Bluff	15	46	61
Iowa	52	34	86

Points	In	Off	2nd	Fast	Bench
UAPB	Paint	T/O	Chance	Break	
IOWA	28	20	7	9	24
	32	18	15	14	47

Last FG - UAPB 2nd-00:01, IOWA 2nd-00:47.
Largest lead - UAPB None, IOWA by 43 2nd-09:46.

Score tied - 0 times.
Lead changed - 0 times.

Game 15 - #4 Wisconsin 75, Iowa 71

Official Basketball Box Score -- Game Totals -- Final Statistics

Iowa vs Wisconsin

01/05/14 7:00pm at Kohl Center, Madison, WI

Iowa 71 • 12-3, 1-1

#	Player	Total		3-Ptr		Rebounds		PF	TP	A	TO	Blk	Stl	Min
		FG-FGA	FT-FTA	FG-FGA	FT-FTA	Off	Def							
01	Basabe, Melsahn	f	0-2	0-0	2-2	2	7	9	3	2	0	2	2	18
30	White, Aaron	f	3-5	0-0	6-8	2	6	8	0	12	0	1	2	0
34	Woodbury, Adam	c	1-2	0-0	1-2	1	2	3	4	3	0	0	1	13
04	Marble, Roy Devyn	g	10-24	4-5	3-4	1	2	3	4	27	1	3	0	36
10	Gesell, Mike	g	3-12	0-3	3-5	1	2	3	1	9	7	1	0	3
00	Olaseni, Gabriel	g	3-7	0-0	2-4	4	2	6	4	8	0	2	0	19
02	Oglesby, Josh	g	0-2	0-0	0-0	0	1	1	0	0	1	0	0	11
05	Clemmons, Anthony	g	0-1	0-0	0-0	0	0	0	3	0	1	1	0	9
15	McCabe, Zach	g	2-5	0-2	0-0	1	2	3	1	4	0	0	0	18
20	Uthoff, Jarrod	g	3-4	0-0	0-0	1	2	3	3	6	0	0	0	16
Team						3	0	3						
Totals			25-64	4-10	17-25	16	26	42	23	71	10	10	5	7

FG % 1st Half: 15-32 46.9% 2nd half: 10-32 31.3% Game: 25-64 39.1%
3FG % 1st Half: 2-4 50.0% 2nd half: 2-6 33.3% Game: 4-10 40.0%
FT % 1st Half: 3-5 60.0% 2nd half: 14-20 70.0% Game: 17-25 68.0%

Wisconsin 75 • 15-0, 2-0

#	Player	Total		3-Ptr		Rebounds		PF	TP	A	TO	Blk	Stl	Min
		FG-FGA	FT-FTA	FG-FGA	FT-FTA	Off	Def							
15	Dekker, Sam	f	2-12	1-5	3-7	5	1	6	3	8	1	0	2	34
44	Kaminsky, Frank	f	3-8	3-3	0-0	0	4	4	2	9	2	1	4	0
01	Brust, Ben	g	5-9	3-6	6-6	1	3	4	1	19	2	0	0	35
12	Jackson, Traevon	g	4-9	0-1	1-2	0	2	2	1	9	3	7	0	30
21	Gasser, Josh	g	3-5	2-3	6-7	0	0	0	4	14	1	1	0	25
10	Hayes, Nigel	g	1-4	0-0	6-10	1	3	4	4	8	1	0	0	14
13	Dukan, Duje	g	1-3	1-2	3-3	2	5	7	4	6	0	2	0	20
34	Koenig, Bronson	g	1-3	0-2	0-0	1	1	2	3	2	1	0	0	8
24	Bohannon, Zach	g	0-0	0-0	0-0	0	0	0	0	0	0	0	0	2
Team						1	5	6						
Totals			20-53	10-22	25-35	11	24	35	22	75	11	12	6	2

FG % 1st Half: 8-30 26.7% 2nd half: 12-23 52.2% Game: 20-53 37.7%
3FG % 1st Half: 4-13 30.8% 2nd half: 6-9 66.7% Game: 10-22 45.5%
FT % 1st Half: 4-9 44.4% 2nd half: 21-26 80.8% Game: 25-35 71.4%

Officials: Tom Eades, John Gaffney, Tim Clougherty
Technical fouls: Iowa-TEAM 2. Wisconsin-None.
Attendance: 17249

Score by periods	1st	2nd	Total
Iowa	35	36	71
Wisconsin	24	51	75

Points	In	Off	2nd	Fast	Bench
IOWA	Paint	T/O	Chance	Break	
WIS	36	10	23	9	18
	12	6	7	4	16

Last FG - IOWA 2nd-00:09, WIS 2nd-01:06.
Largest lead - IOWA by 11 1st-12:48, WIS by 8 2nd-07:47.

Score tied - 1 time.
Lead changed - 3 times.

Game 14 - Iowa 67, Nebraska 57

Official Basketball Box Score -- Game Totals -- Final Statistics

Nebraska vs Iowa

12/31/13 6 p.m. at Carver-Hawkeye Arena - Iowa City, Iowa

Nebraska 57 • 8-5, 0-1

#	Player	Total		3-Ptr		Rebounds		PF	TP	A	TO	Blk	Stl	Min
		FG-FGA	FT-FTA	FG-FGA	FT-FTA	Off	Def							
05	Petteway, Terran	f	8-18	2-6	2-3	2	10	12	4	20	1	4	1	35
35	Pitchford, Walter	f	4-15	1-4	4-4	8	4	12	2	13	1	0	0	30
00	Webster, Tai	g	0-4	0-1	2-2	0	3	3	4	2	4	2	0	31
15	Gallagos, Ray	g	0-0	0-0	0-1	0	1	1	4	0	2	1	0	23
31	Shields, Shavon	g	4-12	2-3	0-0	3	1	4	2	10	0	2	0	37
01	Biggs, Deverell	g	4-12	0-2	4-8	1	3	4	5	12	1	2	0	20
03	Parker, Benny	g	0-1	0-0	0-0	0	0	0	0	0	0	0	0	3
04	Hawkins, Nathan	g	0-3	0-2	0-0	0	2	2	4	0	0	0	0	11
21	Smith, Leslee	g	0-2	0-0	0-0	1	1	2	3	0	0	0	0	10
Team						2	2	4						
Totals			20-67	5-18	12-18	17	27	44	28	57	9	12	1	200

FG % 1st Half: 10-38 26.3% 2nd half: 10-29 34.5% Game: 20-67 29.9%
3FG % 1st Half: 2-9 22.2% 2nd half: 3-9 33.3% Game: 5-18 27.8%
FT % 1st Half: 1-2 50.0% 2nd half: 11-16 68.8% Game: 12-18 66.7%

Iowa 67 • 12-2, 1-0

#	Player		Total	3-Ptr	Rebounds				PF	TP	A	TO	Blk	Stl	Min
			FG-FGA	FG-FGA	FT-FTA	Off	Def	Total							
01	Basabe, Melsahn	f	2-5	0-0	1-2	1	6	7	1	5	0	1	3	1	23
30	White, Aaron	f	5-10	1-3	2-4	0	7	7	2	13	2	1	0	2	37
34	Woodbury, Adam	c	4-5	0-0	0-0	2	2	4	1	8	1	1	1	0	15
04	Marble, Roy Devyn	g	4-12	0-1	7-11	4	4	8	3	15	2	2	0	0	31
10	Gesell, Mike	g	2-5	0-1	3-6	0	1	1	1	7	3	4	0	2	19
00	Olaseni, Gabriel		1-1	0-0	0-0	1	4	5	1	2	0	1	2	0	12
02	Oglesby, Josh		0-2	0-1	0-0	0	0	0	1	0	0	1	1	0	11
03	Jok, Peter		0-0	0-0	1-2	0	0	0	0	1	0	0	0	0	4
05	Clemmons, Anthony		0-0	0-0	2-4	0	1	1	4	2	1	2	0	0	15
15	McCabe, Zach		1-4	0-0	1-3	0	1	1	3	3	1	0	0	1	11
20	Uthoff, Jarrod		3-4	0-0	5-7	0	4	4	0	11	0	2	1	0	22
	Team					2	2	4							
Totals			22-48	1-6	22-39	10	32	42	17	67	10	15	8	6	200

Game 17 - Iowa 84, #3 Ohio State 74

Official Basketball Box Score -- Game Totals -- Final Statistics

Iowa vs Ohio State

01/12/14 1:37 p.m. at Value City Arena (Columbus, Ohio)

Iowa 84 • 14-3, 3-1

#	Player	Total		3-Ptr		Rebounds			PF	TP	A TO Blk Stl				Min.
		FG-FGA	FT-FTA	FG-FGA	FT-FTA	Off	Def	Tot			A	TO	Blk	Stl	
01	Basabe, Melsahn	f	4-5	0-0	3-4	2	8	10	4	11	1	1	0	0	18
30	White, Aaron	f	8-12	1-1	2-2	2	4	6	0	19	2	1	2	0	32
34	Woodbury, Adam	c	0-2	0-0	2-2	1	2	3	4	2	0	0	0	0	14
04	Marble, Roy Devyn	g	7-13	0-2	8-11	0	4	4	3	22	3	3	2	3	33
10	Gesell, Mike	g	3-7	1-4	4-4	2	3	5	2	11	3	3	0	1	26
00	Olaseni, Gabriel		0-1	0-0	1-2	1	0	1	3	1	0	0	0	0	13
02	Oglesby, Josh		3-6	2-4	0-0	1	0	1	1	8	1	0	0	0	17
05	Clemmons, Anthony		0-0	0-0	0-0	0	2	2	0	0	1	0	0	0	5
15	McCabe, Zach		0-8	0-5	0-0	0	4	4	1	0	3	1	0	0	16
20	Uthoff, Jarrod		4-7	1-1	1-1	2	0	2	0	10	0	0	0	0	26
Team						1	1	2							
Totals			29-61	5-17	21-26	12	28	40	18	84	14	10	4	5	200

FG % 1st Half: 17-36 47.2% 2nd half: 12-25 48.0% Game: 29-61 47.5% Deadball Rebounds 2
3FG % 1st Half: 1-7 14.3% 2nd half: 4-10 40.0% Game: 5-17 29.4%
FT % 1st Half: 2-2 100.0 2nd half: 19-24 79.2% Game: 21-26 80.8%

Ohio State 74 • 15-2, 2-2

#	Player	Total		3-Ptr		Rebounds			PF	TP	A TO Blk Stl				Min.
		FG-FGA	FT-FTA	FG-FGA	FT-FTA	Off	Def	Tot			A	TO	Blk	Stl	
10	Ross, LaQuinton	f	7-16	3-8	5-6	3	4	7	3	22	3	5	0	0	32
23	Williams, Amir	c	4-7	0-0	3-4	1	5	6	2	11	0	1	0	1	22
03	Shannon	g	1-5	0-3	0-0	1	1	2	4	2	5	1	1	2	25
04	Craft, Aaron	g	2-5	1-1	1-3	0	3	3	5	6	6	6	0	3	36
32	Smith Jr., Lenzelle	g	3-7	1-4	3-3	0	3	3	2	10	0	1	0	1	28
02	Loving, Marc		2-3	1-1	2-3	0	1	1	3	7	0	1	0	0	10
12	Thompson, Sam		3-8	0-2	2-3	1	2	3	1	8	1	2	0	1	26
33	Della Valle, Amedeo		2-4	1-2	0-0	0	1	1	1	5	0	0	0	0	11
55	McDonald, Trey		1-1	0-0	1-2	1	2	3	1	3	0	0	0	0	10
Team						1	1	2							
Totals			25-56	7-21	17-24	8	23	31	22	74	15	17	1	8	200

FG % 1st Half: 13-29 44.8% 2nd half: 12-27 44.4% Game: 25-56 44.6% Deadball Rebounds 2
3FG % 1st Half: 2-8 25.0% 2nd half: 5-13 38.5% Game: 7-21 33.3%
FT % 1st Half: 7-10 70.0% 2nd half: 10-14 71.4% Game: 17-24 70.8%

Officials: Mike Kitts, Bo Boroski, Brian Dorsey
Technical fouls: Iowa-None. Ohio State-None.
Attendance: 18809

Score by periods	1st	2nd	Total
Iowa	37	47	84
Ohio State	35	39	74

	In	Off	2nd	Fast	Bench
Points	Paint	T/O	Chance	Break	
IOWA	44	27	7	15	19
OSU	32	11	14	4	23

Last FG - IOWA 2nd-02:07, OSU 2nd-00:21.
Largest lead - IOWA by 13 2nd-00:32, OSU by 9 2nd-12:51.

Score tied - 9 times.
Lead changed - 16 times.

Game 19 - #21 Michigan 75, Iowa 67

Official Basketball Box Score -- Game Totals -- Final Statistics

Iowa vs Michigan

01/22/14 7:00 PM at Crisler Center, Ann Arbor, MI

Iowa 67 • 15-4 (4-2)

#	Player	Total		3-Ptr		Rebounds			PF	TP	A TO Blk Stl				Min.
		FG-FGA	FT-FTA	FG-FGA	FT-FTA	Off	Def	Tot			A	TO	Blk	Stl	
01	Basabe, Melsahn	f	7-12	0-0	3-4	3	3	6	1	17	0	0	1	1	31
30	White, Aaron	f	6-12	0-3	5-8	0	7	7	1	17	4	1	0	2	34
34	Woodbury, Adam	f	3-3	0-0	2-2	1	3	4	2	8	2	3	1	0	22
04	Marble, Roy Devyn	g	3-9	2-5	5-6	1	2	3	4	13	2	4	0	1	31
10	Gesell, Mike	g	2-4	0-0	0-0	1	2	3	3	4	2	1	0	1	30
00	Olaseni, Gabriel		1-2	0-0	0-1	1	1	2	1	2	0	1	0	0	7
02	Oglesby, Josh		1-3	0-1	0-0	0	2	2	1	2	1	0	0	0	15
05	Clemmons, Anthony		0-0	0-0	0-0	0	1	1	0	0	1	1	0	0	5
15	McCabe, Zach		1-3	0-1	0-0	0	1	1	2	2	2	1	0	0	16
20	Uthoff, Jarrod		1-5	0-0	0-0	2	1	3	2	2	0	2	0	1	9
Team						1	0	1							
Totals			25-53	2-10	15-21	10	23	33	17	67	14	14	2	6	200

FG % 1st Half: 15-28 53.6% 2nd half: 10-25 40.0% Game: 25-53 47.2% Deadball Rebounds 2
3FG % 1st Half: 1-3 33.3% 2nd half: 1-7 14.3% Game: 2-10 20.0%
FT % 1st Half: 3-6 50.0% 2nd half: 12-15 80.0% Game: 15-21 71.4%

Michigan 75 • 14-4 (6-0)

#	Player	Total		3-Ptr		Rebounds			PF	TP	A TO Blk Stl				Min.
		FG-FGA	FT-FTA	FG-FGA	FT-FTA	Off	Def	Tot			A	TO	Blk	Stl	
01	Robinson III, Glenn	f	6-15	0-5	2-2	4	5	9	3	14	1	2	0	1	35
52	Morgan, Jordan	f	5-6	0-0	2-3	2	5	7	2	12	0	2	1	1	32
02	Albrecht, Spike	g	2-4	1-3	2-2	0	3	3	3	7	7	0	0	4	35
11	Stauskas, Nik	g	8-14	4-9	6-7	1	4	5	3	26	5	2	1	1	37
23	LeVert, Caris	g	2-9	0-3	1-2	1	1	2	2	5	1	3	0	2	34
00	Walton Jr, Derrick		0-1	0-0	0-0	0	0	0	0	0	1	1	0	0	3
15	Horford, Jon		0-0	0-0	0-0	1	2	3	2	0	0	0	0	0	8
21	Irvin, Zak		4-9	3-7	0-0	1	1	2	1	11	0	0	0	0	16
Team						0	1	1							
Totals			27-58	8-27	13-16	10	22	32	16	75	15	10	2	9	200

FG % 1st Half: 15-31 48.4% 2nd half: 12-27 44.4% Game: 27-58 46.6% Deadball Rebounds 1
3FG % 1st Half: 4-10 40.0% 2nd half: 4-17 23.5% Game: 8-27 29.6%
FT % 1st Half: 4-6 66.7% 2nd half: 9-10 90.0% Game: 13-16 81.3%

Officials: Gene Steratore, Tim Clougherty, John Gaffney
Technical fouls: Iowa-None. Michigan-None.
Attendance: 12707
Sellout. Attendance is tickets sold.

Score by periods	1st	2nd	Total
Iowa	34	33	67
Michigan	38	37	75

	In	Off	2nd	Fast	Bench
Points	Paint	T/O	Chance	Break	
IOWA	38	10	12	4	8
MICH	32	20	14	12	11

Last FG - IOWA 2nd-02:32, MICH 2nd-02:05.
Largest lead - IOWA by 5 1st-12:49, MICH by 11 2nd-14:05.

Score tied - 7 times.
Lead changed - 5 times.

Game 18 - Iowa 94, Minnesota 73

Official Basketball Box Score -- Game Totals -- Final Statistics

Minnesota vs Iowa

01/19/14 12 p.m. at Carver-Hawkeye Arena - Iowa City, IA

Minnesota 73 • 14-5, 3-3

#	Player	Total		3-Ptr		Rebounds			PF	TP	A TO Blk Stl				Min.
		FG-FGA	FT-FTA	FG-FGA	FT-FTA	Off	Def	Tot			A	TO	Blk	Stl	
10	Osenieks, Oto	f	4-6	1-1	0-2	2	3	5	3	9	0	1	0	0	24
55	Eliason, Elliott	c	3-5	0-0	1-2	3	3	6	5	7	1	0	1	1	16
01	Hollins, Andre	g	5-10	2-4	8-9	0	1	1	1	20	2	4	1	0	34
04	Mathieu, DeAndre	g	3-8	0-1	0-0	0	0	0	5	6	5	4	1	0	28
20	Hollins, Austin	g	5-14	1-7	2-2	2	6	8	3	13	2	1	1	5	36
05	McNeil, Daquain		1-2	0-1	0-0	0	1	1	1	2	0	0	0	0	8
13	Ahanmisi, Maverick		0-0	0-0	0-0	0	1	1	0	0	0	0	0	0	2
15	Walker, Maurice		2-5	0-0	2-5	2	3	5	4	6	1	0	1	0	17
24	King, Joey		2-5	0-0	3-4	2	1	3	4	7	0	2	0	1	19
30	Smith, Malik		1-3	1-2	0-0	0	2	2	3	3	0	1	0	0	16
Team						1	0	1							
Totals			26-58	5-16	16-24	12	21	33	29	73	11	13	5	7	200

FG % 1st Half: 14-28 50.0% 2nd half: 12-30 40.0% Game: 26-58 44.8% Deadball Rebounds 2
3FG % 1st Half: 0-8 0.0% 2nd half: 5-16 31.3% Game: 5-16 31.3%
FT % 1st Half: 10-11 90.9% 2nd half: 6-13 46.2% Game: 16-24 66.7%

Iowa 94 • 15-3, 4-1

#	Player	Total		3-Ptr		Rebounds			PF	TP	A TO Blk Stl				Min.
		FG-FGA	FT-FTA	FG-FGA	FT-FTA	Off	Def	Tot			A	TO	Blk	Stl	
01	Basabe, Melsahn	f	2-2	0-0	2-2	2	5	7	4	6	0	2	0	0	19
30	White, Aaron	f	4-5	0-0	10-11	1	3	4	2	18	2	0	0	1	23
34	Woodbury, Adam	c	0-2	0-0	0-0	1	2	3	1	0	0	1	0	0	10
04	Marble, Roy Devyn	g	5-14	3-7	3-5	2	1	3	3	16	1	2	0	1	31
10	Gesell, Mike	g	4-9	0-2	3-5	0	2	2	2	11	5	1	0	1	27
00	Olaseni, Gabriel		4-6	0-0	4-6	6	1	7	4	12	0	1	0	0	16

Game 21 - #6 Michigan State 71, Iowa 69

Official Basketball Box Score -- Game Totals -- Final Statistics
Michigan State vs Iowa
01/28/14 6:05 p.m. at Carver-Hawkeye Arena - Iowa City, IA

Michigan State 71 • 19-2, 8-1

#	Player		Total		3-Ptr		Rebounds			PF	TP	A TO Blk Stl				Min
			FG-FA	FG-FA	FT-FTA	Off	Def	Tot	A			TO	Blk	Stl		
01	Costello, Matt	f	3-4	0-0	5-6	6	6	12	4	11	2	1	2	1	28	
30	Kaminski, Kenny	f	2-8	1-6	0-0	0	1	1	2	5	0	1	0	1	19	
11	Appling, Keith	g	6-14	3-6	1-3	0	3	3	4	16	4	1	0	3	40	
14	Harris, Gary	g	3-9	0-4	3-4	1	5	6	4	9	4	1	1	0	41	
45	Valentine, Denzel	g	5-13	2-7	0-0	2	4	6	4	12	2	1	1	0	29	
00	Byrd, Russell		1-2	1-1	0-0	0	1	1	4	3	0	0	0	0	18	
02	Gauna, Alex		1-2	0-0	0-0	1	0	1	1	2	0	1	0	0	3	
03	Ellis III, Alvin		0-1	0-0	0-2	0	0	0	1	0	0	1	0	0	12	
20	Trice, Travis		3-5	3-5	1-2	0	2	2	2	10	0	2	0	0	21	
34	Schilling, Gavin		1-1	0-0	1-3	0	4	4	3	3	0	0	1	0	14	
	Team					1	1	2			2					
	Totals		25-59	10-29	11-20	11	27	38	29	71	12	11	5	5	225	

FG % 1st Half: 9-28 32.1% 2nd half: 13-26 50.0% OT: 3-5 60.0% Game: 25-59 42.4% Deadball
3FG % 1st Half: 4-13 30.8% 2nd half: 4-14 28.6% OT: 2-2 100.0% Game: 10-29 34.5% Rebounds
FT % 1st Half: 4-6 66.7% 2nd half: 5-8 62.5% OT: 2-6 33.3% Game: 11-20 55.0%

Iowa 69 • 16-5, 5-3

		Total	3-Ptr		Rebounds										
#	Player	FG	FGA	FT	FTA	Off	Def	Tot	PF	TP	A	TO	Blk	Stl	Min
01	Basabe, Melsahn	f	3-8	0-0	2-2	4	2	6	2	8	0	2	0	2	28
30	White, Aaron	f	1-4	0-1	8-8	0	7	7	0	10	2	0	0	0	37
34	Woodbury, Adam	c	1-1	0-0	7-12	2	2	4	4	9	0	2	0	0	18
04	Marble, Roy Devyn	g	7-15	1-5	6-8	0	5	5	2	21	1	1	2	0	37
10	Gesell, Mike	g	1-6	0-2	4-6	0	1	1	1	6	0	0	0	2	25
00	Olaseni, Gabriel		1-2	0-0	0-1	0	4	4	1	2	1	0	0	2	16
02	Oglesby, Josh		1-3	1-2	0-0	1	1	2	2	3	1	1	0	0	24
05	Clemmons, Anthony		0-0	0-0	2-2	0	0	0	2	2	1	1	0	0	11
15	McCabe, Zach		1-2	1-1	0-2	0	2	2	5	4	1	3	0	0	14
20	Uthoff, Jarrod		2-7	0-1	0-2	0	4	4	0	4	0	0	1	0	15
	Team					3	0	3							
Totals			18-48	3-12	30-43	10	28	38	19	69	7	10	5	4	225

FG % 1st Half: 9-22 40.9% 2nd half: 8-21 38.1% OT: 1-5 20.0% Game: 18-48 37.5% Deadball
3FG % 1st Half: 0-4 0.0% 2nd half: 3-6 50.0% OT: 0-2 0.0% Game: 3-12 25.0% Rebounds
FT % 1st Half: 12-16 75.0% 2nd half: 12-20 60.0% OT: 6-7 85.7% Game: 30-43 69.8%

Officials: Mike Sanzere, Mike Eades, Larry Scrotto
Technical fouls: Michigan State-None. Iowa-TEAM.
Attendance: 15400
Fouled Out - Iowa: McCabe (01:04)

Score by periods	1st	2nd	OT	Total
Michigan State	26	35	10	71
Iowa	30	31	8	69

Points	In	Off	2nd	Fast	Bench
MSU	28	6	12	10	18
IOWA	28	12	8	6	15

Last FG - MSU OT-00:34, IOWA OT-00:06.
Largest lead - MSU by 7 1st-14:50, IOWA by 6 2nd-15:46.

Score tied - 11 times.
Lead changed - 16 times.

Game 22 - Iowa 81, Illinois 74

Official Basketball Box Score -- Game Totals -- Final Statistics
Iowa vs Illinois
02/01/14 6:30 p.m. at State Farm Center; Champaign, Ill.

Iowa 81 • 17-5, 6-3

#	Player	Total			3-Ptr		Rebounds			PF	TP	A	TO	Blk	Stl	Min
		FG-FGA	FG-FGA	FT-FTA	Off	Def	Tot									
01	Basabe, Melsahn	f	2-4	0-0	0-0	2	2	4	2	4	0	0	0	1	23	
30	White, Aaron	f	6-11	0-1	2-3	1	5	6	2	14	2	2	1	1	24	
34	Woodbury, Adam	c	2-2	0-0	2-2	0	1	1	3	6	0	0	0	1	14	
04	Marble, Roy Devyn	g	5-12	1-2	6-8	1	3	4	2	17	2	6	0	3	36	
10	Gesell, Mike	g	2-5	1-3	3-4	0	1	1	2	8	3	3	0	0	21	
00	Olaseni, Gabriel		3-5	0-0	9-10	6	6	12	3	15	0	0	2	0	26	
02	Oglesby, Josh		1-4	1-4	0-0	2	2	4	3	3	0	0	0	1	17	
03	Jok, Peter		0-0	0-0	0-0	0	0	0	0	0	0	0	0	0	2	
05	Clemmons, Anthony		0-2	0-0	0-1	2	2	4	0	0	3	1	0	1	13	
15	McCabe, Zach		3-6	1-3	0-0	1	0	1	4	7	2	1	0	1	8	
20	Uthoff, Jarrod		2-5	1-3	2-2	0	2	2	1	7	1	2	2	1	16	
	Team					0	2	2								

FG % 1st Half: 11-28 39.3% 2nd half: 15-28 53.6% Game: 26-56 46.4% Deadball
3FG % 1st Half: 3-8 37.5% 2nd half: 2-8 25.0% Game: 5-16 31.3% Rebounds
FT % 1st Half: 15-17 88.2% 2nd half: 9-13 69.2% Game: 24-30 80.0%

Illinois 74 • 13-9, 2-7

		Total	3-Ptr		Rebounds										
##	Player	FG-FGA	FT-FTA	FT-FTA	Off	Def	Tot	PF	TP	A	To	Blk	Stl	Min	
33	Ekey, Jon	f	4-11	1-5	0-1	4	1	5	5	9	1	0	2	0	30
32	Egwu, Nnanna	c	3-5	0-0	0-0	0	3	3	6	0	2	3	0	0	28
02	Bertrand, Joseph	g	7-10	1-1	5-5	0	2	2	4	20	0	1	0	1	33
13	Abrams, Tracy	g	3-8	1-2	4-6	0	3	3	1	11	2	3	0	1	33
24	Rice, Rayvonte	g	4-12	1-4	4-5	3	6	9	3	13	3	2	0	2	32
01	Tate, Jaylon		0-2	0-1	0-0	0	1	1	1	0	1	2	0	1	9
21	Hill, Malcolm		2-4	1-1	2-2	0	2	2	2	7	1	0	0	1	11
22	Morgan, Maverick		0-0	0-0	1-2	0	0	0	3	1	0	0	0	0	8
25	Nunn, Kendrick		2-4	1-1	2-2	0	1	1	2	7	4	2	1	0	13
31	Colbert, Austin		0-0	0-0	0-0	0	0	0	0	0	0	0	0	0	3
	Team					1	1	2							
	Totals		25-56	6-15	18-23	8	20	28	24	74	12	12	6	6	200

FG % 1st Half: 11-26 42.3% 2nd half: 14-30 46.7% Game: 25-56 44.6% Deadball
3FG % 1st Half: 4-7 57.1% 2nd half: 2-8 25.0% Game: 6-15 40.0% Rebounds
FT % 1st Half: 10-15 66.7% 2nd half: 8-8 100.0% Game: 18-23 78.3%

Officials: John Gaffney, Bill Ek, Kelly Pfeifer
Technical fouls: Iowa-None. Illinois-None.
Attendance: 16618

Score by periods	1st	2nd	Total
Iowa	40	41	81
Illinois	36	38	74

Points	In	Off	2nd	Fast	Bench
IOWA	36	19	20	10	32
ILL	34	18	6	0	15

Last FG - IOWA 2nd-01:39, ILL 2nd-02:38.
Largest lead - IOWA by 21 1st-07:34, ILL by 5 2nd-09:02.

Score tied - 9 times.
Lead changed - 3 times.

Game 23 - #25 Ohio State 76, Iowa 69

Official Basketball Box Score -- Game Totals -- Final Statistics
Ohio State vs Iowa
02/04/14 6 p.m. at Carver-Hawkeye Arena - Iowa City, IA

Ohio State 76 • 18-5, 5-5

		Total	3-Ptr		Rebounds										
#	Player	FG-FGA	FG-FGA	FT-FTA	Off	Def	Tot	PF	TP	A	TO	Blk	Stl	Min	
10	Ross, LaQuinton	f	4-11	1-3	4-6	1	6	7	2	13	4	2	0	1	35
12	Thompson, Sam	f	3-4	2-2	1-2	0	3	3	3	9	1	2	0	0	19
23	Williams, Amir	c	5-6	0-0	2-2	0	0	0	3	12	0	2	1	0	23
04	Craft, Aaron	g	6-7	2-2	3-4	0	3	3	2	17	6	4	0	6	39
32	Smith Jr., Lenzelle	g	3-11	2-6	4-4	0	3	3	3	12	0	1	0	1	30
02	Loving, Marc		0-1	0-1	0-0	0	0	0	1	0	0	0	0	0	10
03	Scott, Shannon		3-4	0-1	5-6	0	3	3	0	11	1	2	0	2	21
33	Della Valle, Amedeo		0-2	0-1	0-0	1	1	2	2	0	0	0	0	0	12
55	McDonald, Trey		1-3	0-0	0-0	1	0	1	4	2	0	0	1	0	11
Team						1	2	3							
Totals			25-49	7-16	19-24	4	21	25	20	76	12	13	2	10	200

FG % 1st Half: 12-25 48.0% 2nd half: 13-24 54.2% Game: 25-49 51.0% Deadball
3FG % 1st Half: 4-8 50.0% 2nd half: 3-8 37.5% Game: 7-16 43.8% Rebounds
FT % 1st Half: 3-4 75.0% 2nd half: 16-20 80.0% Game: 19-24 79.2%

Iowa 69 • 17-6, 6-4

		Total	3-Ptr		Rebounds										
#	Player	FG	FGA	FT	FTA	Off	Def	Tot	PF	TP	A	TO	Blk	Stl	Min
01	Basabe, Melsahn	f	2-3	0-0	0-0	2	2	4	0	4	0	1	1	0	14
30	White, Aaron	f	3-9	0-2	2-4	2	5	7	0	8	0	1	0	0	32
34	Woodbury, Adam	c	1-2	0-0	2-4	4	2	6	2	4	1	2	2	0	17
04	Marble, Roy Devyn	g	4-11	0-3	2-3	1	4	5	3	10	2	4	0	1	36
10	Gesell, Mike	g	7-11	1-4	1-2	0	1	1	3	16	3	1	0	1	25
00	Olaseni, Gabriel		5-5	0-0	4-4	1	5	6	4	14	2	2	2	0	19
02	Oglesby, Josh		2-5	1-3	0-0	0	0	0	3	5	2	0	0	0	16
03	Jok, Peter		0-1	0-1	0-0	0	0	0	0	0	0	0	0	0	5
05	Clemmons, Anthony		1-1	0-0	0-0	0	0	0	3	2	0	0	0	0	6
15	McCabe, Zach		1-8	1-6	1-2	2	3	5	2	4	1	1	0	1	22
20	Uthoff, Jarrod		1-4	0-1	0-0	1	0	1	0	2	0	1	0	0	8
Team						2	1	3							
Totals			27-60	3-20	12-19	15	23	38	20	69	11	13	5	3	200

Radio / TV Roster



#0
GABRIEL OLASENI
C, 6-10, 225, Jr.



#1
MELSAHN BASABE
F, 6-7, 220, Sr.



#2
JOSH OGLESBY
G, 6-5, 208, Jr.



#3
PETER JOK
G, 6-6, 200, Fr.



#4
ROY DEVYN MARBLE
G, 6-6, 200, Sr.



#5
ANTHONY CLEMMONS
G, 6-1, 195, So.



#10
MIKE GESELL
G, 6-1, 190, So.



#13
KYLE DENNING
G, 6-1, 160, Jr.



#15
ZACH McCABE
F, 6-7, 235, Sr.



#20
JARROD UTHOFF
F, 6-9, 208, So.



#30
AARON WHITE
F, 6-9, 220, Jr.



#32
OKEY UKAH
F, 6-6, 210, Jr.



#34
ADAM WOODBURY
C, 7-1, 235, So.



#35
DARIUS STOKES
F, 6-7, 203, Jr.



#42
KYLE MEYER
F, 6-10, 225, So.



FRAN MCCAFFERY
Head Coach



KIRK SPERAW
Assistant Coach



SHERMAN DILLARD
Assistant Coach



ANDREW FRANCIS
Assistant Coach



BILLY TAYLOR
Dir. of Operations

IOWA HAWKEYE BASKETBALL
Iowa Combined Team Statistics (as of Feb 04, 2014)
Conference games

RECORD:	OVERALL	HOME	AWAY	NEUTRAL
ALL GAMES	6-4	3-2	3-2	0-0
CONFERENCE	6-4	3-2	3-2	0-0
NON-CONFERENCE	0-0	0-0	0-0	0-0

##	Player	gp-gs	min	avg	Total		3-Point		F-Throw		Rebounds				pf	dq	a	to	blk	stl	pts	avg
					fg-fga	fg%	3fg-fga	3fg%	ft-fa	ft%	off	def	tot	avg								
04	Marble, Roy Devyn	10-10	315	31.5	53-125	.424	15-36	.417	49-67	.731	11	31	42	4.2	28	0	22	29	4	16	170	17.0
30	White, Aaron	10-10	303	30.3	42-81	.519	2-12	.167	48-59	.814	12	56	68	6.8	8	0	21	14	5	7	134	13.4
10	Gesell, Mike	10-10	253	25.3	32-74	.432	6-25	.240	22-34	.647	4	16	20	2.0	18	0	38	16	1	15	92	9.2
01	Basabe, Melsahn	10-10	213	21.3	30-49	.612	0-0	.000	21-28	.750	22	45	67	6.7	18	0	2	13	9	5	81	8.1
00	Olaseni, Gabriel	10-0	155	15.5	24-38	.632	0-0	.000	25-36	.694	23	33	56	5.6	27	1	4	7	8	0	73	7.3
34	Woodbury, Adam	10-10	164	16.4	19-33	.576	0-0	.000	18-26	.692	14	23	37	3.7	24	0	5	14	6	4	56	5.6
20	Uthoff, Jarrod	10-0	165	16.5	20-45	.444	3-9	.333	12-18	.667	7	22	29	2.9	11	0	5	11	9	4	55	5.5
02	Oglesby, Josh	10-0	172	17.2	19-45	.422	13-28	.464	0-0	.000	6	10	16	1.6	15	0	9	3	1	1	51	5.1
15	McCabe, Zach	10-0	164	16.4	17-53	.321	6-25	.240	7-13	.538	5	20	25	2.5	24	1	15	9	0	8	47	4.7
03	Jok, Peter	6-0	25	4.2	1-4	.250	0-1	.000	3-4	.750	0	3	3	0.5	1	0	0	0	0	0	5	0.8
05	Clemmons, Anthony	10-0	89	8.9	1-6	.167	0-0	.000	5-11	.455	2	6	8	0.8	15	0	9	8	0	4	7	0.7
13	Denning, Kyle	1-0	1	1.0	0-0	.000	0-0	.000	0-0	.000	0	0	0	0.0	0	0	0	0	0	0	0	0.0
42	Meyer, Kyle	2-0	2	1.0	0-1	.000	0-1	.000	0-0	.000	0	0	0	0.0	0	0	0	0	1	0	0	0.0
35	Stokes, Darius	2-0	3	1.5	0-0	.000	0-0	.000	0-0	.000	0	1	1	0.5	0	0	0	0	0	0	0	0.0
23	Ukah, Okey	1-0	1	1.0	0-0	.000	0-0	.000	0-0	.000	1	0	1	1.0	0	0	0	0	0	0	0	0.0
Team											18	8	26				3					
Total.....		10	2025		258-554	.466	45-137	.328	210-296	.709	125	274	399	39.9	189	2	130	127	44	64	771	77.1
Opponents.....		10	2025		236-570	.414	67-208	.322	153-218	.702	96	218	314	31.4	236	7	113	123	37	71	692	69.2

TEAM STATISTICS	IOWA	OPP	Date	Opponent	Score	Att.
SCORING	771	692	* 12/31/13	NEBRASKA	W 67-57	15400
Points per game	77.1	69.2	* 01/05/14	at Wisconsin	L 71-75	17249
Scoring margin	+7.9	-	* 01/09/14	NORTHWESTERN	W 93-67	14016
FIELD GOALS-ATT	258-554	236-570	* 01/12/14	at Ohio State	W 84-74	18809
Field goal pct	.466	.414	* 01/19/14	MINNESOTA	W 94-73	15400
3 POINT FG-ATT	45-137	67-208	* 01/22/14	at Michigan	L 67-75	12707
3-point FG pct	.328	.322	* 01/25/14	at Northwestern	W 76-50	8117
3-pt FG made per game	4.5	6.7	* 01/28/14	MICHIGAN STATE	Lot 69-71	15400
FREE THROWS-ATT	210-296	153-218	* 02/01/14	at Illinois	W 81-74	16618
Free throw pct	.709	.702	* 02/04/14	OHIO STATE	L 69-76	15400
F-Throws made per game	21.0	15.3				
REBOUNDS	399	314				
Rebounds per game	39.9	31.4				
Rebounding margin	+8.5	-				
ASSISTS	130	113				
Assists per game	13.0	11.3				
TURNOVERS	127	123				
Turnovers per game	12.7	12.3				
Turnover margin	-0.4	-				
Assist/turnover ratio	1.0	0.9				
STEALS	64	71				
Steals per game	6.4	7.1				
BLOCKS	44	37				
Blocks per game	4.4	3.7				
ATTENDANCE	75616	73500				
Home games-Avg/Game	5-15123	5-14700				
Neutral site-Avg/Game	-	0-0				

* = Conference game
^ = Battle 4 Atlantis, Paradise Island, Bahamas
= Big Four Classic, Des Moines, Iowa

Score by Periods	1st	2nd	OT	Totals
Iowa	351	412	8	771
Opponents	306	376	10	692

IOWA HAWKEYE BASKETBALL
Iowa Combined Team Statistics (as of Feb 04, 2014)
All games

RECORD:	OVERALL	HOME	AWAY	NEUTRAL
ALL GAMES	17-6	11-2	3-3	3-1
CONFERENCE	6-4	3-2	3-2	0-0
NON-CONFERENCE	11-2	8-0	0-1	3-1

			Total				3-Point		F-Throw		Rebounds													
##	Player	gp-gs	min	avg	fg-fga	fg%	3fg-fga	3fg%	ft-fa	ft%	off	def	tot	avg	pf	dq	a	to	blk	stl	pts	avg		
04	Marble, Roy Devyn	23-23	652	28.3	117-281	.416	33-93	.355	102-149	.685	23	63	86	3.7	40	0	68	46	6	44	369	16.0		
30	White, Aaron	23-23	608	26.4	103-171	.602	4-20	.200	96-115	.835	33	116	149	6.5	22	1	49	39	11	18	306	13.3		
20	Uthoff, Jarrod	23-0	436	19.0	66-127	.520	13-28	.464	51-64	.797	28	88	116	5.0	29	0	18	25	27	9	196	8.5		
01	Basabe, Melsahn	23-23	446	19.4	69-121	.570	0-0	.000	41-61	.672	44	103	147	6.4	36	0	4	27	19	11	179	7.8		
10	Gesell, Mike	23-23	520	22.6	61-147	.415	18-56	.321	32-49	.653	8	38	46	2.0	43	1	82	27	2	29	172	7.5		
00	Olaseni, Gabriel	23-0	365	15.9	51-101	.505	0-0	.000	57-79	.722	59	66	125	5.4	54	1	12	17	32	4	159	6.9		
15	McCabe, Zach	23-0	382	16.6	52-135	.385	22-64	.344	28-40	.700	24	46	70	3.0	52	3	29	19	0	13	154	6.7		
02	Oglesby, Josh	11-0	192	17.5	23-50	.460	17-33	.515	1-2	.500	6	12	18	1.6	15	0	11	5	1	2	64	5.8		
34	Woodbury, Adam	23-23	380	16.5	47-90	.522	0-0	.000	36-51	.706	37	56	93	4.0	60	2	22	27	10	10	130	5.7		
03	Jok, Peter	19-0	212	11.2	31-83	.373	12-39	.308	26-32	.813	5	20	25	1.3	13	0	17	12	2	6	100	5.3		
05	Clemmons, Anthony	23-0	326	14.2	20-39	.513	6-13	.462	23-37	.622	5	28	33	1.4	31	0	49	23	4	11	69	3.0		
13	Denning, Kyle	9-0	42	4.7	6-11	.545	2-7	.286	0-0	.000	0	3	3	0.3	1	0	4	1	0	1	14	1.6		
42	Meyer, Kyle	10-0	49	4.9	2-10	.200	1-5	.200	1-2	.500	4	11	15	1.5	5	0	4	5	1	1	6	0.6		
23	Ukah, Okey	9-0	26	2.9	1-4	.250	0-0	.000	1-2	.500	2	4	6	0.7	0	0	0	1	1	0	3	0.3		
35	Stokes, Darius	10-0	39	3.9	1-6	.167	0-0	.000	1-2	.500	1	3	4	0.4	7	0	0	2	0	0	3	0.3		
Team											38	22	60		1		3							
Total.....		23	4675		650-1376	.472	128-358	.358	496-685	.724	317	679	996	43.3	409	8	369	279	116	159	1924	83.7		
Opponents.....		23	4675		538-1394	.386	153-525	.291	315-465	.677	262	509	771	33.5	531	18	277	312	75	155	1544	67.1		

TEAM STATISTICS	IOWA	OPP	Date	Opponent	Score	Att.
SCORING	1924	1544	11/08/13	UNC WILMINGTON	w 82-39	15293
Points per game	83.7	67.1	11/10/13	NEBRASKA-OMAHA	w 83-75	14271
Scoring margin	+16.5	-	11/14/13	MD. EASTERN SHORE	w 109-63	13374
FIELD GOALS-ATT	650-1376	538-1394	11/17/13	ABILENE CHRISTIAN	w 103-41	14733
Field goal pct	.472	.386	11/22/13	PENN	w 86-55	15400
3 POINT FG-ATT	128-358	153-525	^ 11/28/13	vs Xavier	Wot 77-74	2258
3-point FG pct	.358	.291	^ 11/29/13	vs UTEP	w 89-53	2664
3-pt FG made per game	5.6	6.7	^ 11/30/13	vs Villanova	Lot 83-88	2593
FREE THROWS-ATT	496-685	315-465	12/03/13	NOTRE DAME	w 98-93	15400
Free throw pct	.724	.677	# 12/07/13	vs Drake	w 83-66	14512
F-Throws made per game	21.6	13.7	12/09/13	FAIRLEIGH DICKINSON	w 92-59	13501
REBOUNDS	996	771	12/13/13	at Iowa State	L 82-85	14384
Rebounds per game	43.3	33.5	12/22/13	ARKANSAS PINE BLUFF	w 86-61	15400
Rebounding margin	+9.8	-	* 12/31/13	NEBRASKA	w 67-57	15400
ASSISTS	369	277	* 01/05/14	at Wisconsin	L 71-75	17249
Assists per game	16.0	12.0	* 01/09/14	NORTHWESTERN	w 93-67	14016
TURNOVERS	279	312	* 01/12/14	at Ohio State	w 84-74	18809
Turnovers per game	12.1	13.6	* 01/19/14	MINNESOTA	w 94-73	15400
Turnover margin	+1.4	-	* 01/22/14	at Michigan	L 67-75	12707
Assist/turnover ratio	1.3	0.9	* 01/25/14	at Northwestern	w 76-50	8117
STEALS	159	155	* 01/28/14	MICHIGAN STATE	Lot 69-71	15400
Steals per game	6.9	6.7	* 02/01/14	at Illinois	w 81-74	16618
BLOCKS	116	75	* 02/04/14	OHIO STATE	L 69-76	15400
Blocks per game	5.0	3.3				
ATTENDANCE	192988	109911				
Home games-Avg/Game	13-14845	6-14647				
Neutral site-Avg/Game	-	4-5507				

* = Conference game
^ = Battle 4 Atlantis, Paradise Island, Bahamas
= Big Four Classic, Des Moines, Iowa

Score by Periods	1st	2nd	OT	Totals
Iowa	949	948	27	1924
Opponents	687	826	31	1544