

**2015-16 IOWA HAWKEYE BASKETBALL GAME NOTES**



**3 Final Fours**  
**8 Big Ten Championships**  
**2 Big Ten Tournament Titles**  
**24 NCAA Tournaments**

**GAME 19 // #22/22 PURDUE (17-3, 5-2) at #9/9 IOWA (15-3, 6-0)**  
**Sunday, Jan. 24, 2016 • 12:06 p.m. (CT)**  
**Iowa City, Iowa • Mediacom Court at Carver-Hawkeye Arena (15,400)**  
**Radio:** Hawkeye Radio Network; Sirius 81 and XM 81  
**Radio Talent:** Gary Dolphin (play-by-play), Bob Hansen (analyst)  
**TV:** BTN (BTN2GO)  
**Announcers:** Cory Provus, Jon Crispin, and Mike Hall  
**Live Stats / Audio:** [hawkeyesports.com](http://hawkeyesports.com)  
**Tickets:** SOLD OUT

**Iowa Athletic Communications**  
 5300 Carver-Hawkeye Arena, Iowa City, IA 52242  
 Phone: 319-335-9411 • Fax: 319-335-9417  
[hawkeyesports.com](http://hawkeyesports.com) • [hawkeyebasketball.com](http://hawkeyebasketball.com)  
**MBB CONTACT: MATTHEW WEITZEL**  
 office: 319-335-6590 • cell: 319-430-8176  
 email: [matthew-weitzel@hawkeyesports.com](mailto:matthew-weitzel@hawkeyesports.com)  
 Twitter: @BigWeitz

**2015-16 Schedule / Results**  
**14-3 Overall, 5-0 Big Ten**

Nov. 13	Gardner-Webb	W, 76-59
Nov. 15	Coppin State	W, 103-68
Nov. 19	at Marquette ^	W, 89-61
Nov. 26	vs. Dayton #	L, 77-82
Nov. 27	vs. #17/18 Notre Dame #	L, 62-68
Nov. 29	vs. #20/20 Wichita State #	W, 84-61
Dec. 2	Florida State %	W, 78-75 (OT)
Dec. 5	UMKC	W, 95-75
Dec. 7	Western Illinois	W, 90-56
Dec. 10	at #2/4 Iowa State +	L, 82-83
Dec. 19	vs. Drake *	W, 70-64
Dec. 22	Tennessee Tech	W, 85-63
Dec. 29	#1/1 Michigan State	W, 83-70
Jan. 2	at #14/14 Purdue	W, 70-63
Jan. 5	Nebraska	W, 77-66
Jan. 14	at #4/4 Michigan State	W, 76-59
Jan. 17	Michigan	W, 82-71
Jan. 21	at Rutgers	W, 90-76
<b>Jan. 24</b>	<b>#22/22 Purdue</b>	<b>12:06 p.m.</b>
Jan. 28	at Maryland	6 p.m.
Jan. 31	Northwestern	2 p.m.
Feb. 3	Penn State	6 p.m.
Feb. 7	at Illinois	Noon
Feb. 11	at Indiana	8 p.m.
Feb. 14	Minnesota	6:30 p.m.
Feb. 17	at Penn State	5:30 p.m.
Feb. 24	Wisconsin	8 p.m.
Feb. 27/28	at Ohio State	TBD
March 1	Indiana	8 p.m.
March 5	at Michigan	7 p.m.

*all times listed are central*  
 ^ -- Gavitt Games  
 # -- Advocate Invitational - Orlando, Florida  
 % -- Big Ten/ACC Challenge  
 + -- Iowa Corn Cy-Hawk Series  
 \* -- Hy-Vee Big Four Classic - Des Moines, Iowa

**Pronunciation Guide**

Kirk Speraw	.....	SPEAR-awe
Mike Gesell	.....	GAH-zelle
Peter Jok	.....	JOCK
Michael/Steven Soukup	.....	SOH-cup
Okey Ukah	.....	Oh-Kay Ooh-kuh
Dom Uhl	.....	YULE
Jarrold Uthoff	.....	YOU-toff

AP 9  
 USA 9  
 RPI 11

**IOWA HAWKEYES**

**2015-16 Record:** 15-3  
**Big Ten Record:** 6-0  
**Head Coach:** Fran McCaffery  
**Career Record:** 362-255 (20th year)  
**Iowa Record:** 111-78 (6th year)

**STATISTICAL LEADERS**  
**Points:** Jarrod Uthoff (18.7)  
**Rebounds:** Adam Woodbury (6.6)  
**Assists:** Mike Gesell (7.0)  
**Steals:** Peter Jok (1.5)  
**Blocks:** Jarrod Uthoff (3.1)

**GAME INFORMATION**  
**Date:** Sunday, Jan. 24, 2016  
**Tip-off:** 12:06 p.m. (CT)  
**Location:** Iowa City, Iowa  
**Arena:** Carver-Hawkeye Arena (15,400)  
**TV:** BTN (BTN2GO)  
**Radio:** Sirius 81 & XM 81;  
**Hawkeye Radio Network**  
 WMT-AM 600 (Cedar Rapids)  
 WHO-AM 1040 (Des Moines)  
 KXIC-AM 800 (Iowa City)

**SERIES**  
**Series:** Purdue leads, 87-74  
**at Iowa City:** Iowa leads, 50-27  
**Last Meeting:** Jan. 2, 2016 (UI, 70-63)  
**McCaffery vs. Purdue:** 4-6  
**Painter vs. Iowa:** 12-6

**MULTIMEDIA**  
**Audio / Live Stats:** [hawkeyesports.com](http://hawkeyesports.com)  
**Twitter Updates:** @IowaHoops

AP 22  
 USA 22  
 RPI 28

**PURDUE BOILERMAKERS**

**2015-16 Record:** 17-3  
**Big Ten Record:** 5-2  
**Head Coach:** Matt Painter  
**Career Record:** 254-132 (12th year)  
**Purdue Record:** 229-128 (11th year)

**STATISTICAL LEADERS**  
**Points:** A.J. Hammons (13.5)  
**Rebounds:** Caleb Swanigan (9.0)  
**Assists:** Thompson/Edwards (2.8)  
**Steals:** Johnny Hill (1.3)  
**Blocks:** A.J. Hammons (2.5)

**Game #19 Opening Tip**

- Iowa has played nine teams ranked in the RPI Top 50, going 6-3 in those contests. The Hawkeyes beat FSU (48), Wichita State (38), Michigan (37), Purdue (33), and MSU twice (16).
- Iowa has won 12 consecutive Big Ten regular season games dating back to last year, its longest such streak since the 1969-70 conference season (14-0).
- Iowa's 6-0 start in the Big Ten is its best since the 1986-87 season (5-0). The Hawkeyes have won five of their six league games by double figures.
- Jarrod Uthoff is the only player in the nation with 335+ points, 110+ rebounds, and 55+ blocks.
- Jarrod Uthoff currently leads the Big Ten in scoring and blocked shots. The last Big Ten player to lead the league in both categories in the same season was Purdue's JaJuan Johnson in 2011.
- Iowa has won 12 straight home games, dating back to last February. The Hawkeyes are 9-0 at home this year, averaging 85.4 points and a +18.4 average margin of victory in those games.
- Peter Jok is the reigning Big Ten Player of the Week, averaging 19.5 points & 3.5 rebounds.
- Iowa's three losses have come by a combined 12 points, including a one-point loss at Iowa St.
- Iowa is 48-7 when scoring 80 points or more, the last six seasons. The Hawkeyes are 59-2 when holding opponents to fewer than 61 points, the last six years.

**Iowa Projected Starting Lineup**

 <b>G • 10 • Mike Gesell</b> 6-2 • 190 • Sr. • South Sioux City, NE <table border="1"> <tr><th>PTS</th><th>AST</th><th>FG%</th><th>FT%</th></tr> <tr><td>8.9</td><td>7.0</td><td>.450</td><td>.729</td></tr> </table>	PTS	AST	FG%	FT%	8.9	7.0	.450	.729	 <b>G • 14 • Peter Jok</b> 6-6 • 205 • Jr. • West Des Moines, IA <table border="1"> <tr><th>PTS</th><th>REB</th><th>FG%</th><th>FT%</th></tr> <tr><td>14.8</td><td>3.4</td><td>.427</td><td>.833</td></tr> </table>	PTS	REB	FG%	FT%	14.8	3.4	.427	.833
PTS	AST	FG%	FT%														
8.9	7.0	.450	.729														
PTS	REB	FG%	FT%														
14.8	3.4	.427	.833														
 <b>G • 5 • Anthony Clemmons</b> 6-2 • 200 • Sr. • Lansing, MI <table border="1"> <tr><th>PTS</th><th>REB</th><th>FG%</th><th>FT%</th></tr> <tr><td>8.5</td><td>2.3</td><td>.446</td><td>.618</td></tr> </table>	PTS	REB	FG%	FT%	8.5	2.3	.446	.618	 <b>F • 20 • Jarrod Uthoff</b> 6-9 • 221 • Sr. • Cedar Rapids, IA <table border="1"> <tr><th>PTS</th><th>REB</th><th>FG%</th><th>FT%</th></tr> <tr><td>18.7</td><td>6.3</td><td>.484</td><td>.831</td></tr> </table>	PTS	REB	FG%	FT%	18.7	6.3	.484	.831
PTS	REB	FG%	FT%														
8.5	2.3	.446	.618														
PTS	REB	FG%	FT%														
18.7	6.3	.484	.831														
		 <b>C • 34 • Adam Woodbury</b> 7-1 • 250 • Sr. • Sioux City, IA <table border="1"> <tr><th>PTS</th><th>REB</th><th>FG%</th><th>FT%</th></tr> <tr><td>8.7</td><td>6.6</td><td>.547</td><td>.816</td></tr> </table>	PTS	REB	FG%	FT%	8.7	6.6	.547	.816							
PTS	REB	FG%	FT%														
8.7	6.6	.547	.816														

## Inside The Numbers

	IOWA	PURDUE
Scoring Average	81.6	79.5
Scoring Defense	67.8	61.0
Scoring Margin	+13.8	+18.6
FG%	.468	.464
FG% Defense	.408	.367
FT%	.737	.750
3-PT FG%	.403	.355
3-PT FG% Defense	.297	.301
Rebound Margin	+1.3	+12.4
Assists Per Game	17.8	18.0
Turnovers Per Game	9.8	12.2
Steals Per Game	7.0	5.1
Blocks Per Game	6.1	5.3

## Miscellaneous Statistics

Double-Figure Scoring Games...					
Player	12-13	13-14	14-15	15-16	Career
Jarrold Uthoff	---	11	23	18	52
Mike Gesell	14	14	10	7	45
Peter Jok	---	7	11	11	29
Adam Woodbury	6	4	9	9	28
Anthony Clemmons	4	1	5	8	18
Dom Uhl	---	---	1	7	8
Nicholas Baer	---	---	---	4	4
Dale Jones	---	---	---	1	1
Brady Ellingson	---	---	---	1	1

20-Point Scoring Games...					
Player	12-13	13-14	14-15	15-16	Career
Jarrold Uthoff	---	---	4	9	13
Peter Jok	---	---	---	5	5
Mike Gesell	1	---	---	2	3
Brady Ellingson	---	---	---	1	1
Clemmons	---	---	---	1	1

Double-Figure Rebounding Games...					
Player	12-13	13-14	14-15	15-16	Career
Jarrold Uthoff	---	2	4	1	7
Adam Woodbury	---	1	2	3	6
Dom Uhl	---	---	---	1	1

Double-Doubles...					
Player	12-13	13-14	14-15	15-16	Career
Jarrold Uthoff	---	2	2	1	5
Adam Woodbury	---	---	2	3	5
Dom Uhl	---	---	---	1	1
Mike Gesell	---	---	---	1	1

4+ Three-Pointer Games...					
Player	12-13	13-14	14-15	15-16	Career
Jarrold Uthoff	---	---	3	4	7
Peter Jok	---	---	1	4	5
Mike Gesell	1	1	---	---	2
Dale Jones	---	---	---	1	1
Nicholas Baer	---	---	---	1	1

5+ Assists Games...					
Player	12-13	13-14	14-15	15-16	Career
Mike Gesell	5	13	12	12	42
Anthony Clemmons	9	2	1	8	20
Jarrold Uthoff	---	---	2	---	2
Adam Woodbury	---	---	1	---	1

3+ Steals Games...					
Player	12-13	13-14	14-15	15-16	Career
Mike Gesell	4	2	1	4	11
Anthony Clemmons	4	---	1	3	8
Jarrold Uthoff	---	---	5	---	5
Peter Jok	---	---	2	3	5
Adam Woodbury	---	1	1	---	2
Dom Uhl	---	---	---	1	1

3+ Blocks Games...					
Player	12-13	13-14	14-15	15-16	Career
Jarrold Uthoff	---	---	6	10	16
Adam Woodbury	3	---	---	---	3
Dom Uhl	---	---	---	---	1
Nicholas Baer	---	---	---	1	1

## 2015-16 Margin of Victory/Defeat

Points	1	2	3	4	5	6	7	8	9	10+	15+	20+
Wins	0	0	1	0	0	1	1	0	0	4	2	6
Losses	1	0	0	0	1	1	0	0	0	0	0	0

### THE SETTING

No. 9/9 Iowa (15-3, 6-0), winners of eight straight, welcome No. 22 Purdue (17-3, 5-2) to Iowa City on Sunday for a Top-25 showdown. Tipoff is set for 12:06 p.m. (CT) on Media-com Court at Carver-Hawkeye Arena (15,400). The game is sold out.

### ON THE AIR

**Radio:** Sunday afternoon's game will be broadcast on the Hawkeye Radio Network. Gary Dolphin will handle the play-by-play, along with color commentator Bob Hansen. The network includes more than 40 stations that blanket the state of Iowa and include portions of Illinois, Nebraska, Minnesota, Missouri, and Wisconsin. The Hawkeye Radio Network coverage includes a 60-minute pregame show.

**TV:** Sunday afternoon's game will be televised to a national audience on BTN (BTN2GO). Cory Provus, Jon Crispin, and Mike Hall will call the action.

### HAWKEYES EARN HIGHEST NATIONAL RANKING SINCE 2001

Iowa is ranked ninth in both The Associated Press and USA Today Coaches Poll after notching a pair of victories last week over No. 4 Michigan State on the road (76-59) and Michigan at home (82-71).

Iowa's No. 9 ranking is its highest during the Fran McCaffery era and first since being ranked seventh on Nov. 27, 2001. McCaffery's 2013-14 squad was ranked as high as 10th on Jan. 20, 2014.

For the first time since the 1988-89, Iowa's football and men's basketball teams are ranked in the Top 10 in the same season. The last time Iowa football, men's basketball, or wrestling lost a Big Ten regular season game was Feb. 16, 2015 (men's basketball lost at Northwestern in overtime).

### UTHOFF NAMED TO MID-SEASON LISTS

Senior forward Jarrod Uthoff has been named to a couple mid-season All-American lists after averaging 18.7 points, 6.3 rebounds, and 3.1 blocks. NBC and ESPN both named the 6-foot-9, 221-pound forward to their second team list.

Uthoff was also named to the Wooden Award Midseason Top 25 List and is one of 31 players nationally named to the Lute Olson Award Watch List. The leading candidates for the Wooden Award will be pored to 20 top players in early February.

Uthoff is the only player in the nation to amass 335+ points, 110+ rebounds, and 55+ blocks. Also, he is the only college player the last 20 years to average three blocks, while also shooting at a 40 percent clip from 3-point range (min. 35 3-pointers made).

## 2015-16 Iowa Hawkeye Roster

No.	Name	Pos.	Ht.	Wt.	Yr.	Hometown (High School/College)
0	Ahmad Wagner	F	6-7	225	Fr.	Yellow Springs, Ohio (Wayne)
1	Dale Jones	F	6-7	220	Jr.	Waterloo, Iowa (Waterloo West/Tyler JC, Texas)
2	Andrew Fleming	G	6-5	206	Fr.	Nashville, Tenn. (Oak Hill Academy, Va.)
3	Michael Soukup	G	6-4	165	Jr.	Danville, Iowa (Danville/Southeastern CC)
4	Isaiah Moss	G	6-5	200	Fr.	Chicago, Ill. (Simeon)
5	Anthony Clemmons	G	6-2	200	Sr.	Lansing, Mich. (Sexton)
10	Mike Gesell	G	6-2	190	Sr.	South Sioux City, Neb. (South Sioux City)
11	Christian Williams	G	6-6	200	Fr.	Decatur, Ill. (St. Teresa)
13	Steven Soukup	G	6-4	175	Jr.	Danville, Iowa (Danville/Southeastern CC)
14	Peter Jok	G	6-6	205	Jr.	West Des Moines, Iowa (Valley)
20	Jarrold Uthoff	F	6-9	221	Sr.	Cedar Rapids, Iowa (Jefferson/Wisconsin)
23	Okey Ukah	F	6-7	218	Sr.	Iowa City, Iowa (West/Kirkwood CC)
24	Brady Ellingson	G	6-4	190	Fr. <sup>^</sup>	Sussex, Wis. (Sussex)
25	Dom Uhl	F	6-9	215	So.	Frankfurt, Germany (Point Pleasant Beach, N.J.)
30	Brandon Hutton	F	6-5	218	Fr.	Chicago, Ill. (De La Salle)
34	Adam Woodbury	C	7-1	250	Sr.	Sioux City, Iowa (East)
51	Nicholas Baer	F	6-7	200	Fr. <sup>^</sup>	Bettendorf, Iowa (Bettendorf)

Head Coach: Fran McCaffery

Assistant Coaches: Kirk Speraw, Sherman Dillard, Andrew Francis

## Head Coach Fran McCaffery

Fran McCaffery, who is signed through the 2020 season, is in his sixth season as the head basketball coach at the University of Iowa and his 20th year overall as a college head coach. McCaffery has reached the 20-win plateau seven of the last nine seasons, including the last three years.

McCaffery spent five seasons (2005-10) as the head coach at Siena, six years at UNC-Greensboro (1999-2005) and three seasons at Lehigh (1985-88) before joining the Hawkeyes.

McCaffery has three decades of Division I coaching experience. He completed his 33rd season as a collegiate coach in 2015, which includes 19 years as a head coach and 14 as an assistant. McCaffery is one of 12 coaches to lead four different Division I teams to the NCAA Tournament.

McCaffery, 56, holds a career mark of 362-255 (.587) and guided his teams to 10 postseason appearances (seven NCAA and three NIT). He is 111-78 (.587) at Iowa, winning game No. 100 vs. Wichita State on Nov. 29.

Since taking over the Iowa program in 2010, the Hawkeyes have earned four postseason tournament berths (2 NCAA, 2 NIT). McCaffery coached Iowa to 25 victories in 2013, equaling the second-most win total in program history. McCaffery has guided two Hawkeyes to All-Big Ten first team laurels, one earned second team accolades, while five were voted on the third team.

McCaffery has posted upper division finishes in each of the past three seasons at Iowa and 15-of-19 seasons as a head coach. He has posted 20 wins or more seven of the last nine seasons, including the last three at Iowa (2013, 2014, and 2015).

McCaffery and the Hawkeyes have made Carver-Hawkeye Arena one of the most feared arenas to play nationally. Fans have embraced McCaffery and his team's style of play with attendance increasing by more than 50 percent since 2010. The Hawkeyes boast a 45-10 home record the last three seasons, which includes a school-record 18 wins in 2014.

McCaffery's five years at Siena were the best in its 70-year history. He led the Saints on an incredible run that ended with three straight Metro Atlantic Athletic Conference championships and NCAA Tournament appearances. In so doing, Siena became the only program in the country to win its regular season and postseason title 2008-10.

McCaffery's Saints owned a 112-51 (.687) record in his five years with the program. He guided the Saints to four consecutive 20-win seasons.

The 2009 MAAC Coach of the Year and 2010 District I Coach of the Year is the third winningest coach, by percentage, in league history (68-22, .756). He is the only coach to guide a MAAC program to two NCAA Tournament wins. McCaffery led his 2008 and 2009 teams to first round NCAA Tournament victories over Vanderbilt and Ohio State, respectively.

In his final two seasons at Siena, he coached the Saints to back-to-back 27-win campaigns and boasted a combined 39-3 (.929) record against MAAC opponents, which included MAAC Tournament contests.

McCaffery began his coaching career as an assistant at Penn (1982-83) and Lehigh (1983-85). After three seasons as head coach at Lehigh, he spent 11 seasons as an assistant at Notre Dame (1988-99).

McCaffery played basketball at Wake Forest his freshman year (1977-78) and then concluded his collegiate playing career at Penn his final three seasons (1979-82).

He earned his B.S. degree in Economics from The Wharton School (Penn) in 1982. McCaffery also earned a Master of Education from Lehigh in 1985.

### COACHING HONORS

NABC District I Coach of the Year, 2009-10

MAAC Coach of the Year, 2008-09

### HEAD COACHING EXPERIENCE

Lehigh (1985-88): .....49-39 (.557); 8-6 (.571) League  
UNC-Greensboro (1999-05).....90-87 (.508); 49-47 (.510) League  
Siena (2005-10) .....112-51 (.687); 68-22 (.756) League  
Iowa (2010-present):.....111-78 (.587); 48-48 (.500) League



## McCaffery File

**Born:** May 23, 1959  
**Hometown:** Philadelphia, Pa.  
**High School:** LaSalle, 1977  
**College:** B.S. in Economics, The Wharton School (Penn), 1982  
Master of Education, Lehigh, 1985  
**Family:** Wife, Margaret  
Sons, Connor, Patrick and Jonathan Francis  
Daughter, Marit Katherine  
Brother, Jack (sportswriter in Philadelphia area)

### Coaching Honors

MAAC Coach of the Year, 2009

NABC District I Coach of the Year, 2009-10

### Coaching History (34 years)

1982-83 Assistant Coach, Penn  
1983-85 Assistant Coach, Lehigh  
1985-88 Head Coach, Lehigh  
1988-99 Assistant Coach, Notre Dame  
1999-05 Head Coach, UNC-Greensboro  
2005-10 Head Coach, Siena  
2010-present Head Coach, University of Iowa

### Coaching Chart

Overall (20 seasons): 362-255 (.587)  
At Iowa (six seasons): 111-78 (.587)  
At Siena (five seasons): 112-51 (.688)  
At UNCG (six seasons): 90-87 (.508)  
At Lehigh (three seasons): 49-40 (.551)  
NCAA Tournament (seven appearances\*): 3-7  
NIT (three appearances): 5-3

*\*McCaffery is the first coach to bring three different programs from one-bid leagues to the NCAA Tournament (conferences that sent just one team the year his program advanced).*

### McCaffery in Postseason Play

1988 NCAA Tournament - - Lehigh  
1989 NCAA Tournament - - Notre Dame  
1990 NCAA Tournament - - Notre Dame  
1992 NIT - - Notre Dame  
1997 NIT - - Notre Dame  
2001 NCAA Tournament - - UNC-Greensboro  
2002 NIT - - UNC-Greensboro  
2008 NCAA Tournament - - Siena  
2009 NCAA Tournament - - Siena  
2010 NCAA Tournament - - Siena  
2012 NIT - - Iowa  
2013 NIT - - Iowa  
2014 NCAA Tournament - - Iowa  
2015 NCAA Tournament - - Iowa

### Playing Experience

Wake Forest, 1977-78  
Penn, 1979-82

## 2015-16 Big Ten Standings/Schedule

Team	Big Ten	Pct.	Overall	Pct.
Indiana	6-0	1.000	16-3	.842
<b>IOWA</b>	<b>6-0</b>	<b>1.000</b>	<b>15-3</b>	<b>.833</b>
Maryland	6-1	.857	17-2	.895
Purdue	5-2	.714	17-3	.850
Michigan	4-2	.667	14-5	.737
Ohio State	4-3	.571	12-8	.600
Nebraska	4-3	.571	12-8	.600
Michigan St	3-4	.429	16-4	.800
Northwestern	3-4	.429	15-5	.750
Wisconsin	3-4	.429	11-9	.550
Penn State	2-5	.286	11-9	.550
Illinois	1-5	.167	9-10	.474
Minnesota	0-7	.000	6-13	.316
Rutgers	0-7	.000	6-14	.300

### Saturday, January 23

Northwestern at Indiana, 11 a.m. (ESPN)  
 Michigan at Nebraska, 1 p.m. (ESPN2)  
 Maryland at Michigan State, 5:30 p.m. (ESPN)  
 Illinois at Minnesota, 7:30 p.m. (BTN)

### Sunday, January 24

Purdue at IOWA, noon (BTN)

### Tuesday, January 26

Indiana at Wisconsin, 6 p.m. (ESPN)

### Wednesday, January 27

Rutgers at Michigan, 6 p.m. (BTN)  
 Purdue at Minnesota, 8 p.m. (BTN)

### Thursday, January 28

**IOWA at Maryland, 6 p.m. (ESPNU)**  
 Michigan State at Northwestern, 8 p.m. (ESPN2)  
 Ohio State at Illinois, 8 p.m. (BTN)  
*All times are central*

## National Rankings

### AP Poll

Jan. 18

- Oklahoma
- North Carolina
- Kansas
- Villanova
- Xavier
- West Virginia
- Maryland
- SMU
- IOWA**
- Texas A&M
- Michigan State
- Arizona
- Virginia
- Baylor
- Miami
- Providence
- Louisville
- Butler
- Iowa State
- Duke
- USC
- Purdue
- Kentucky
- South Carolina
- Indiana

### USA Today Poll

Jan. 18

- Oklahoma
- North Carolina
- Kansas
- Villanova
- Maryland
- Xavier
- West Virginia
- Texas A&M
- IOWA**
- Michigan State
- Arizona
- Duke
- Virginia
- Miami
- Baylor
- Louisville
- Providence
- South Carolina
- Kentucky
- Pittsburgh
- Iowa State
- Purdue
- Indiana
- Butler
- USC

## 2015-16 Captains

Iowa captains are seniors Anthony Clemmons, Mike Gesell, Jarrod Uthoff, Adam Woodbury

### LEADING THE TEAM

Following is the number of times a player led Iowa in scoring, rebounding, assists and steals. If two or more players tied for the team lead, all were credited for that game:

Player	Scoring	Rebounding	Assists	Blocks	Steals
Peter Jok	5	1	---	---	6
Adam Woodbury	---	8	---	---	2
Anthony Clemmons	---	---	5	1	4
Mike Gesell	2	---	14	1	7
Jarrod Uthoff	9	7	---	16	4
Dom Uhl	1	4	---	3	2
Ahmad Wagner	---	1	---	1	2
Brady Ellingson	1	---	---	---	1
Dale Jones	---	1	---	---	---
Nicholas Baer	1	1	---	3	3

### ALL-TIME SERIES RECORDS

Purdue holds an 87-74 advantage in the series. Iowa has won three of the last four meetings, including a 70-63 victory at Purdue on Jan. 2.

Iowa holds a 50-27 advantage in Iowa City. The Hawkeyes have won 10 of the last 16 meetings in Iowa City and hold a 16-12 edge in Carver-Hawkeye Arena.

### SCOUTING PURDUE

- Purdue enters Sunday's game winners of four of its last five games, including three straight. The Boilermakers knocked off Ohio State (75-64) Thursday at home.
- Five Boilermakers netted double digits in Thursday's win over the Buckeyes: A.J. Hammons (16); Vince Edwards (12); P.J. Thompson (12); Isaac Haas (10); Caleb Swanigan (10). Purdue out-rebounded Ohio State by eight (38-30), with Swanigan pulling down 10 of the Boilermakers' 38 rebounds.
- Three players average double figures in scoring through 20 games for the Boilermakers: Hammons (13.5); Haas (10.9); Swanigan (10.4).
- Purdue ranks first in the nation in rebounding margin (+12.4), third in field goal percentage defense (.367), fourth in scoring margin (+18.6), and eighth in scoring defense (61.0).
- Purdue ranks first in the Big Ten in scoring defense (61.0), scoring margin (+18.6), field goal percentage defense (.367), rebounding margin (+12.4), second in free throw accuracy (.750), and third in 3-point field goal percentage defense (.301) and blocks (5.3).
- Purdue has two of the top five rebounders in the Big Ten; Caleb Swanigan ranks first (9.0) and A.J. Hammons is fifth (7.8). Hammons also ranks second in blocked shots (2.5) and fourth in field goal percentage (.596). P.J. Thompson is second in assist-to-turnover ratio (5.5).
- Purdue is 5-2 in games away from home, including a 3-1 mark in true road contests.
- Matt Painter is in his 11th season as head coach at Purdue (229-128). Painter has guided the Boilermakers to seven NCAA Tournaments, including a return trip last season.

### LAST MEETING AGAINST PURDUE

- Iowa rallied from a 17-point halftime deficit to upend No. 14 Purdue, 70-63, at Mackey Arena in West Lafayette on Jan. 2, 2016.
- The victory marked Iowa's first win over Purdue in West Lafayette since Feb. 1, 2006.
- The Hawkeyes trailed by as many as 19 points and were down, 37-20, at the half. Iowa outscored the Boilermakers, 50-26, in the second half.
- Purdue committed only four first-half turnovers, however Iowa's 3/4-court pressure forced 10 second-half turnovers.
- Jarrod Uthoff led the Hawkeyes with 25 points and five rejections.
- Iowa shot 64 percent from the field in the second half, while holding Purdue to just 31 percent the field the final 20 minutes.
- The Hawkeyes only turned the ball over nine times.
- Mike Gesell had seven points, seven assists, and seven rebounds. Anthony Clemmons netted eight points and was credited with a game and career-best four steals.
- No Boilermaker starter reached double figures in scoring; Purdue was led by A.J. Hammons (12) and Kendall Stephens (11).

**NOTING IOWA'S COMEBACK AGAINST PURDUE**

- Iowa trailed by 19 points at Purdue with 2:21 remaining in the first half. The Hawkeyes trailed by 17 points at halftime.
- The 19-point comeback is the third largest in school history and second biggest in a Big Ten contest. The Hawkeyes rallied from 23 points against Gardner-Webb in 2012 and 22 points at Illinois in 1987. Iowa won the Illinois game in overtime.
- Iowa is the fourth Division I team in the last 20 seasons to beat an AP Top 15 team after trailing by 17-or-more points at the half, and only the second team to accomplish the feat on the road.
- Iowa beat Purdue after trailing by 17 points at half, which is the largest halftime comeback in game between major-conference teams this season.

**UTHOFF, GESELL APPROACHING ELITE COMPANY**

Jarrold Uthoff is three blocks from becoming just the third Hawkeye to accumulate 1,000 points and 150 blocks. Uthoff enters Sunday's game with 1,011 points and 147 blocks. The other two of the club are Acie Earl (1,779 points and 365 blocks) and Greg Stokes (1,768 points and 228 blocks). Earl and Stokes played four years, while Uthoff is in the middle of his third season.

Mike Gesell is about to become the fourth Hawkeye to total more than 1,000 points, 500 assists, and 150 steals. Gesell enters Sunday's game with 966 points, 478 assists, and 139 steals. B.J. Armstrong (1,705 points, 517 assists, and 178 steals), Dean Oliver (1,561 points, 561 assists, and 205 steals), and Jeff Horner (1,502 points, 553 assists, and 166 steals) are the other Hawkeyes to accomplish the feat.

**DOWN GOES #1**

Iowa's victory over Michigan State on Dec. 29, marked the first time it has ever beaten a No. 1 team at home (0-2, 1993 vs. Indiana and 2005 vs. Illinois). It was Iowa's first win against a No. 1 ranked team since beating top-ranked Connecticut in New York City in 1999. Iowa became just the ninth unranked team in the last 20 seasons to beat an AP No. 1 by 13 or more points.

The state of Iowa became just the second state ever to have three teams beat the top-ranked team in the country. UNI toppled UNC on Nov. 21 and Iowa State downed Oklahoma on Jan. 18). Four teams from North Carolina beat No. 1 teams in 1997-98.

**HAWKEYES CRUISE TO 90-76 WIN AT RUTGERS**

- Three Hawkeyes scored 20 or more points en route to a 90-76 triumph at Rutgers Thursday night.
- Peter Jok (29), Anthony Clemmons (20), and Jarrod Uthoff (20) led the team in scoring. Jok and Clemmons' point totals were career bests for the backcourt mates. It marked the first time since 2000 (vs. Missouri) that Iowa had three players reach 20 points in a game: Luke Recker (23), Dean Oliver (22), and Reggie Evans (20). It is the first time three Hawkeyes poured in 20 points in a Big Ten game since 1989 (vs. Northwestern): Roy Marble (22), Ed Horton (21), and B.J. Armstrong (21).
- Iowa's 15-3 record is the best start during Fran McCaffery's six-year tenure at the school.
- Jarrod Uthoff (1,011 career points) became the 44th Hawkeye in program history to surpass 1,000 career points. He tallied 20 points on 6-of-11 shooting. He also added eight rebounds and three blocks.
- Peter Jok's 29-point effort was bolstered by shooting 5-of-9 from 3-point range. The five triples equaled a career high. Iowa finished the game with 11 treys; it has made 10 three-pointers in three straight games and 10 games overall this season.
- Adam Woodbury (12 points, 11 rebounds) recorded his fifth career double-double and third of the season (vs. No. 17 Notre Dame and Florida State).
- Mike Gesell recorded a team-high nine assists. He has dished out nine or more assists in seven games this season.

**POSSESSING THE ROCK**

Iowa averaged 11.1 turnovers in 2015, which is the best average for fewest turnovers in program history since turnovers became an official stat in 1980. So far this season, the Hawkeyes are averaging 9.8 turnovers through 18 games, which ranks eighth-best nationally.

The Hawkeyes have recorded nine or fewer turnovers in five straight contests, including four against Michigan last Sunday. Iowa ranks 12th nationally in turnover margin (+3.8).

**8-Game Win Streak Statistics**

#	Player	gp-gs	min	avg	Total			3-Point		F-Throw		Rebounds				pf	dq	a	to	blk	stl	pts	avg
					fg-fga	fg%	3fg-fga	3fg%	ft-fita	ft%	off	def	tot	avg									
20	Uthoff, Jarrod	8-8	240	30.0	49-111	.441	14-35	.400	29-34	.853	8	39	47	5.9	19	0	9	11	28	6	141	17.6	
14	Jok, Peter	8-8	230	28.8	46-106	.434	22-51	.431	17-21	.810	8	20	28	3.5	18	0	15	4	0	13	131	16.4	
10	Gesell, Mike	8-8	248	31.0	27-52	.519	4-9	.444	27-36	.750	4	28	32	4.0	15	0	56	11	4	8	85	10.6	
05	Clemmons, Anthony	8-8	223	27.9	26-59	.441	9-29	.310	8-15	.533	1	16	17	2.1	13	0	24	9	2	7	69	8.6	
51	Baer, Nicholas	8-0	156	19.5	23-41	.561	9-21	.429	7-10	.700	10	19	29	3.6	13	0	8	4	12	8	62	7.8	
34	Woodbury, Adam	8-8	189	23.6	24-47	.511	0-0	.000	13-17	.765	20	30	50	6.3	17	0	8	6	4	5	61	7.6	
25	Uhl, Dom	8-0	156	19.5	20-49	.408	10-18	.556	7-10	.700	15	21	36	4.5	8	0	6	6	3	4	57	7.1	
00	Wagner, Ahmad	8-0	67	8.4	6-9	.667	0-0	.000	3-7	.429	4	11	15	1.9	7	0	0	2	5	2	15	1.9	
24	Ellingson, Brady	8-0	63	7.9	4-9	.444	2-7	.286	0-0	.000	0	2	2	0.3	4	0	0	4	0	1	10	1.3	
11	Williams, Christian	3-0	13	4.3	0-2	.000	0-1	.000	2-2	1.000	1	0	1	0.3	2	0	1	1	0	2	2	0.7	
02	Fleming, Andrew	1-0	7	7.0	0-0	.000	0-0	.000	0-0	.000	0	0	0	0.0	1	0	0	2	0	0	0	0.0	
13	Soukup, Steven	1-0	2	2.0	0-1	.000	0-1	.000	0-0	.000	0	0	0	0.0	0	0	0	0	0	0	0	0.0	
23	Ukah, Okey	1-0	3	3.0	0-0	.000	0-0	.000	0-0	.000	0	0	0	0.0	1	0	0	0	0	0	0	0.0	
03	Soukup, Michael	1-0	3	3.0	0-2	.000	0-1	.000	0-0	.000	0	0	0	0.0	0	0	0	0	0	0	0	0.0	
Team												17	11	28				2					
Total.....		8	1600		225-488	.461	70-173	.405	113-152	.743	88	197	285	35.6	118	0	127	62	58	56	633	79.1	
Opponents.....		8	1600		200-471	.425	55-176	.313	77-115	.670	94	196	290	36.2	148	2	110	108	27	27	532	66.5	

## Iowa in Big Ten Statistics

Category	All Games		Conf Only		NCAA	
	Stat	Rank	Stat	Rank	Stat	Rank
Assist/TO Ratio	1.8	1st	2.0	1st	1.8	2nd
Turnover Margin	+3.8	1st	+5.0	2nd	+3.8	12th
Blocked Shots	6.1	1st	6.7	1st	6.1	7th
Scoring Offense	81.6	2nd	79.7	1st	81.6	30th
3-PT FG Defense	.297	2nd	.290	1st	.297	16th
Steals	7.0	3rd	7.3	2nd	7.0	99th
Assists	17.8	3rd	16.0	4th	17.8	15th
3-Pt. Field Goal %	.403	3rd	.418	2nd	.403	14th
Free Throw %	.737	3rd	.740	6th	.737	37th
3-Pt. FG Per Game	9.2	3rd	8.5	3rd	9.2	29th
FG% Defense	.408	6th	.435	7th	.408	79th
Scoring Margin	+13.8	5th	+12.2	2nd	+13.8	22nd
Field Goal %	.468	5th	.461	5th	.468	53rd
Scoring Defense	67.8	9th	67.5	6th	67.8	102nd
Rebounding Margin	+1.3	9th	-0.2	8th	+1.3	160th

Category	Player	All Games		NCAA	
		Stat	Rank	Stat	Rank
FG%	Adam Woodbury	.547	10th	.547	---
Blk. Shots	Jarrold Uthoff	3.1	1st	3.1	4th
Rebounding	Adam Woodbury	6.6	8th	6.6	---
	Jarrold Uthoff	6.3	11th	6.3	---
Scoring	Jarrold Uthoff	18.7	1st	18.7	51st
	Peter Jok	14.8	10th	14.8	---
Assists	Mike Gesell	7.0	2nd	7.0	8th
	Anthony Clemmons	3.8	9th	3.8	200th
Steals	Peter Jok	1.5	1st	1.5	187th
	Mike Gesell	1.3	7th	1.3	---
3-pt FG%	Jarrold Uthoff	.464	5th	.464	---
3-pointers	Peter Jok	2.4	5th	2.4	140th
	Jarrold Uthoff	2.2	8th	2.2	218th
FT%	Jarrold Uthoff	.831	5th	.831	107th
	Adam Woodbury	.816	8th	.816	---
Ast/TO Ratio	Mike Gesell	3.5	7th	3.5	17th

### GESELL PUTTING UP CAREER NUMBERS

Fourth-year starter Mike Gesell is having a career season leading the team at point guard. The native of South Sioux City, Nebraska, is averaging career bests in scoring (8.9), rebounds (3.6), assists (7.0), field goal percentage (.450), 3-point accuracy (.417), and assist-to-turnover ratio (3.5).

Gesell was named Big Ten Player of the Week on Jan. 11 after posting his first career double-double (22 points and 10 assists) in a 77-66 victory over Nebraska (Jan. 5). Gesell matched career highs in free throws made (11) and attempted (13). He scored 19 of his 22 points and dished out seven of his 10 assists in the second half.

After netting a career-best 25 points (7-of-10 FG, 11-of-13 FT) to lift Iowa to an 83-70 win over No. 1 Michigan State, the senior had seven points, seven rebounds, and seven assists in Iowa's victory at No. 14 Purdue on Jan. 2. His efforts earned him national and Big Ten Player of the Week honors on Jan. 4, by the website *College Sports Madness*.

### UTHOFF FILLS IT UP DURING FIRST HALF AT IOWA STATE

Senior Jarrod Uthoff scored 30 first-half points at No. 2/4 Iowa State (Dec. 10), while also grabbing six rebounds, blocking two shots and collecting a steal. Uthoff made 11-of-13 shot attempts, including 5-of-6 from 3-point territory, while also going 3-of-4 from the charity stripe the first 20 minutes of action. He finished the contest with 32 points.

### PETER JOK NAMED BIG TEN PLAYER OF THE WEEK

Peter Jok collected his first Big Ten Player of the Week honor of his career, playing an integral part in helping Iowa extend its winning streak to seven games last week. Jok led Iowa to a pair of wins at No. 4 Michigan State and Michigan at home. Jok averaged 19.5 points, shooting at a 58 percent clip from the field (14-of-24), including a blistering 63.6 percent (7-of-11) from 3-point range. He also averaged 3.5 rebounds, 1.5 assists, and 1.5 steals per game.

The native of West Des Moines, Iowa, helped snap an 18-game losing skid at Michigan State (Jan. 14) -- Iowa's last win at the Breslin Center came in 1993. Jok netted 19 of his game-high 23 points in the first half against the Spartans. The 6-foot-6, 205-pound guard netted 14 of his 16 points in the second half and had four rebounds in an 82-71 win against Michigan on Sunday in Iowa City.

Iowa has garnered four weekly honors from the Big Ten Conference this season, including capturing back-to-back Player of the Week laurels; senior Mike Gesell earned the honor last week. It marks the first time Hawkeye players earned consecutive Player of the Week accolades since Adam Haluska (Jan. 30) and Jeff Horner (Feb. 6) earned co-Player of the Week honors in 2006. It is the first time in school history that two Hawkeyes earned the weekly honor in consecutive weeks without sharing the award with another Big Ten student-athlete.

Only twice in school history has three different Hawkeyes earned Big Ten Player of the Week distinction in the same season, 2015-16 (Gesell, Jok, and Uthoff) and 2000-01 (Reggie Evans, Dean Oliver, and Luke Recker -- twice).

### Hawkeyes Named Big Ten Player of the Week in 2015-16

Dec. 14	Jarrold Uthoff (co)
Dec. 21	Nicholas Baer (Freshman of the Week)
Jan. 11	Mike Gesell
Jan. 18	Peter Jok

### RETURNING STARTS

Iowa returns 134 of a possible 170 starting positions from the previous year (78.8 percent), the second-highest total during the Fran McCaffery era.

Iowa's starting five (Mike Gesell, Anthony Clemmons, Peter Jok, Jarrod Uthoff, Adam Woodbury) have a combined 19 years of college basketball experience.

Season	Ret. Starts From Previous Year	Final Record
2015-16	134 of 170 (78.82 percent)	TBD
2014-15	100 of 165 (60.6 percent)	22-12
2013-14	183 of 190 (96.3 percent)	20-13
2012-13	118 of 175 (67.4 percent)	25-13
2011-12	119 of 155 (76.8 percent)	18-17
2010-11	126 of 160 (78.75 percent)	11-20

### DIALING IT UP FROM LONG DISTANCE

Iowa averaged 5.6 3-pointers made per game a year ago. Through 18 games this season, the Hawkeyes are averaging 9.2 triples, which ranks third in the Big Ten and 29th nationally.

Iowa made 12 triples in four games this season (Coppin State, Marquette, Dayton, and UMKC). The last time the Hawkeyes made 12+ 3-pointers in a game four times in a season was in 2009-10 (five times). Additionally, seven of Iowa's top 10 treys made in a game during the McCaffery era have occurred the first 18 games this season. Iowa has made 10 or more triples in three straight games and 10 times this season.

Last year, Iowa shot 33.3 percent from behind the arc, which ranked 11th in the league. This season, the Hawkeyes are shooting at a 40 percent clip -- 14th best in the nation. Iowa's 3-point percentage of 40.3 is its best in a season since the 1990-91 season (40.6 percent).



### **EXPERIENCED BACKCOURT**

Iowa has two senior point guards (Mike Gesell and Anthony Clemmons) and a junior shooting guard (Peter Jok) on this year's roster.

Gesell and Clemmons have been credited with 194 of Iowa's 321 assists.

Clemmons, who has started 43 of 122 games, was named the team's Most Improved Player last spring after leading the team in 3-point accuracy (.373) and posting single-season bests in rebounding, steals, scoring, and free throw percentage in 2014-15. Clemmons is averaging 8.6 points and three assists during Iowa's eight-game win streak.

Gesell is a four-year starter, who has 966 points, 478 assists, and 139 steals. He is two assists from tying Ronnie Lester (480) for fifth.

### **FLOCKING TO CHA**

Iowa sold out 16 home games the last two seasons. The Hawkeyes ranked 20th in national attendance in 2015, averaging 14,101 fans. It is the second straight season and 21st time that Iowa has cracked the top 20 in the national attendance rankings.

Additionally, Iowa played in front of 475,998 fans in its 34 games (home, away, and on neutral courts) throughout the season. That figure ranked 13th in the country.

As a conference, the 14 Big Ten schools averaged 12,781 fans to lead in the nation in average attendance for a 39th consecutive season. More than three million fans witnessed Big Ten games in person throughout the course of the 2014-15 season. For the second consecutive year, Iowa was one of seven Big Ten schools to rank in the top 20 nationally.

This season, Iowa averages 13,104 fans, which includes two sellout crowds (No. 1 Michigan State on Dec. 29 and Michigan on Jan. 17). Sunday is expected to be a sellout.

### **BAER BECOMES RELIABLE RESERVE**

After forward Dale Jones suffered a season-ending knee injury on Dec. 1, Nicholas Baer has seen his minutes increase. The redshirt freshman walk-on has taken advantage of the opportunity.

Baer was named Big Ten Freshman of the Week (Dec. 21) after his performance against Drake (Dec. 19). He scored 13 points making five of his 10 field goal attempts, including going 3-of-5 from 3-point range. The native of Bettendorf, Iowa, also grabbed seven rebounds and blocked a personal-best six shots while playing a career-high 30 minutes in Iowa's 70-64 victory over Drake at the Hy-Vee Big Four Classic in Des Moines.

Baer's six blocks, four of which came in the first half against the Bulldogs, broke the Wells Fargo Arena record in a college basketball game. The six rejections in a game were also the most by an Iowa freshman since Melsahn Basabe denied six shots against Ohio State in 2011. Baer's six blocks helped Iowa establish a school record for total blocks in a game with 14, besting the previous mark of 13 set against Illinois on March 5, 2013.

Baer is averaging 15 minutes off the bench, averaging 5.3 points, shooting at a 42.5 percent clip from 3-point range (17-of-40) and 3.2 rebounds. Baer's 16 blocked shots on the season rank second best on the team. He has scored in double figures and grabbed five or more rebounds four times this season (UMKC, Drake, Tennessee Tech, and Michigan State).

## **Iowa Signs 4 Prep Standouts**

Jordan Bohannon, Tyler Cook, Ryan Kriener, and Cordell Pemsil have all signed a National Letter of Intent to attend the University of Iowa in 2016.

Bohannon is a 6-foot-1, 170-pound guard from Linn-Mar High School in Marion, Iowa. Bohannon led his high school team in team in scoring (17.7), assists (4.5), rebounds (4.5), and tied for steals while being named first team All-Metro and All-Conference, second team All-State, Metro Player of the Year. He was a four-year letterman on the basketball team and competed three years on varsity golf team. Bohannon averaged 16 points and six rebounds on the 2015 AAU National, State, and Elite 28 Premier League Champion Martin Brother's squad. He was AAU teammates with Kriener and Pemsil.

Cook is a three-year varsity starter and team captain the last two seasons for Chaminade College Prep in St. Louis. The 6-foot-9, 240-pound All-State honoree as a junior averaged 13 points and six rebounds. Cook was a Nike Global Challenge and Nike Skills Academy participant. He is ranked as the No. 51 player in the 2016 class according to ESPN.

Kriener (pronounced KREEN-ir) is a 6-foot-10, 240 pounds forward from Spirit Lake High School in Spirit Lake, Iowa. He was a 2015 all-conference and second-team all-state honoree. Kriener was a two-time all-region selection for the state tournament. He averaged 19.8 points, while shooting at a 71 percent (204-of-286) clip from the field, and 8.5 rebounds as a junior. Kriener averaged 18 points and 15 rebounds on the 2015 AAU National, State, and Elite 28 Premier League Champion Martin Brother's squad. He was AAU teammates with Bohannon and Pemsil.

Pemsil, a native of Dubuque, Iowa, averaged 15.2 points and 8.75 rebounds his first three seasons at Wahlert High School. He was a two-time first-team all-state and all-conference selection. Pemsil, a three-time team captain, led Wahlert to two straight state championships. He averaged 17.3 points per game as a junior before missing the final seven games due to injury. He was AAU teammates with Bohannon and Kriener. Pemsil also competed on the Wahlert golf and baseball teams for four and three years, respectively.

### **MUSCLE GAIN**

Last season, freshman Dom Uhl was listed a 6-foot-8 and 195 pounds. After a year in the weight room, the sophomore forward checks in a 6-foot-9 and 215 pounds entering this season. Uhl earned the team's Newcomer Award last year.

Uhl is averaging 18 minutes, 7.3 points, and 4.2 rebounds per game this year. He has scored in double figures seven times this season, including scoring 10 points in three of the last four contests (Nebraska, Michigan State, and Michigan). Uhl posted his first career double-double against UMKC (Dec. 5) with 14 points and a personal-high 10 boards.

Uhl is shooting 64 percent (9-of-14) from behind the arc during Iowa's 6-0 start in conference play.

He pulled down team bests in rebounds three times this season (Drake, Tennessee Tech, and Nebraska).

### Iowa in the Rankings

KenPom .....	4
Sagarin.....	8
BPI .....	7
RPI .....	11

### Iowa Wins Over Top 50 RPI Teams

11/9	#38 Wichita St (W, 84-61)	Orlando
12/2	#49 Florida St (W, 78-75 - OT)	Iowa City
12/29	#48 Michigan St (W, 83-70)	Iowa City
1/2	#33 Purdue (70-63)	West Lafayette
1/14	#16 Michigan St (76-59)	East Lansing
1/17	#37 Michigan (82-71)	Iowa City

### Iowa Career Assists

1.	612	Jeff Horner	2003-06
2.	575	Andre Woolridge	1995-97
3.	561	Dean Oliver	1998-01
4.	517	BJ Armstrong	1986-89
5.	480	Ronnie Lester	1977-80
6.	478	Mike Gesell	2012-16

### Iowa Career Blocked Shots

1.	365	Acie Earl	1990-93
2.	229	Greg Stokes	1982-85
3.	212	Erek Hansen	2004-06
4.	148	Melsahn Basabe	2011-14
5.	147	Jarrold Uthoff	2013-16

### Iowa Single-Season Blocked Shots

1.	121	Acie Earl	1992
2.	106	Acie Earl	1991
3.	89	Erek Hansen	2006
4.	88	Acie Earl	1993
5.	83	Erek Hansen	2005
6.	79	Greg Stokes	1983
7.	62	Greg Stokes	1985
8.	58	Greg Stokes	1984
9.	56	Jarrold Uthoff	2015
	56	Jarrold Uthoff	2016

### Iowa Career Scoring

34.	1,094	Charles Darling	1950-52
35.	1,091	Fred Brown	1970-71
36.	1,090	Ryan Bowen	1995-98
37.	1,072	Pierre Pierce	2002-05
38.	1,060	Glen Worley	2001-04
39.	1,054	Reggie Evans	2001-02
	1,054	Carl Cain	1954-56
41.	1,039	Gerry Jones	1965-67
42.	1,037	Steve Carfino	1981-84
43.	1,025	George Peeples	1964-66
44.	1,011	Jarrold Uthoff	2013-16
-----			
	966	Mike Gesell	2012-16

### UTHOFF PRODUCING ON THE WING

Jarrold Uthoff has amassed 1,011 points in 2 1/2 years of action.

The senior has scored in double figures in all 18 games. Uthoff has scored 20 or more eight times this year, including four of the last five games (Purdue, Nebraska, Michigan, and Rutgers). He netted a personal-best 32, including 30 in the first half, at No. 2/4 Iowa State on Dec. 10.

Uthoff ranks first in the Big Ten in scoring (18.7) and blocks (3.1), and is second on the Hawkeyes in 3-pointers (39) and rebounding (6.3). His 3.1 blocks per game ranks fourth best in the nation. Uthoff is one of only five players from a major conference since 1996-97 to average 18+ points and 3+ blocks per game and is the only player in the country with more than 325 points, 110 rebounds and 55 blocks. Additionally, he is the only college player the last 20 years to average three blocks per game, while shooting at a 40 percent clip or better from 3-point range (minimum 35 3-pointers made).

### Jarrold Uthoff 2015-16 Recognition

- 2015-16 Preseason All-Big Ten (10-member team)
- 2015 Advocare All-Tournament Team
- 2016 John Wooden Midseason Top 25 List
- 2015 ESPN and NBC Midseason Second Team All-America
- Dec. 14 - Big Ten co-Player of the Week
- Jan. 18 -- *College Sports Madness* Big Ten Player of the Week

### DISTRIBUTOR AND PROTECTOR

Point guard Mike Gesell has done an outstanding job directing the Hawkeye offense his entire Hawkeye career. Gesell owns two of Iowa's top four assist-to-turnover ratio's since the 1996-97 season. His 3.05 ratio in 2013-14 ranks first, while his 2.21 ratio in 2014-15 ranks fourth. Dean Oliver's 2.75 ratio in 2000-01 is second, followed by Ryan Luehrmann's 2.21 in 1997-98 ranking third.

The native of South Sioux City, Nebraska, ranks eighth in the country in assists (7.0) and 17th in assist-to-turnover ratio (3.5). Gesell collected a career-best 12 assists in Iowa's win over Coppin State and had 10 helpers in Iowa's win vs. Tennessee Tech. He has been credited with nine or more assists eight times this season and 10 more three times. Gesell is the first Hawkeye with three 10-assist games in a season since Jeff Horner in 2005-06. He is on pace to surpass Andre Woolridge, who ranks second in career assists.

He poured in a game and career-best 25 points in lifting Iowa to an 83-70 win over No. 1 Michigan State and posted his first career double-double in Iowa's win over Nebraska (22 points and 10 assists).

### BLOCK PARTY

Iowa's length has affected a number of opponent shot attempts this season. The Hawkeyes have blocked 110 shots this season (6.1), which is tops in the league and seventh nationally. The Hawkeyes block 10 percent of opponents field goal attempts, which ranks first in the league.

Iowa has rejected 40 combined shots and 11 percent of opponent shot attempts, through the first six Big Ten games (6.7 bpg). Jarrold Uthoff has denied more than half -- 21 of those 40 shots.

Uthoff has put together back-to-back 50+ block seasons, totaling 56 last season and 56 through 18 games this year. He is the first Hawkeye since Erek Hansen in 2005 and 2006 to register more than 50 rejections in consecutive seasons.

### INCREASED WORK LOAD

The last couple seasons, Adam Woodbury split time at the center position with Gabriel Olaseni. With Olaseni having graduated, Woodbury's minutes have increased. The 7-foot-1 center averaged 21 minutes per game a year ago alongside Olaseni. In his career when playing 28 minutes or more, Woodbury averages 10.8 points and 6.5 rebounds per game.

The senior has played over 28 minutes six this year (15 points and seven rebounds vs. Wichita State; 11 points and 10 rebounds vs. Florida State; 12 points and five rebounds at Iowa State; 8 points and six rebounds vs. Nebraska; four points and eight rebounds at No. 4 Michigan State; 12 points and six rebounds vs. Michigan).



## **HAWKEYE FAST BREAKS**

- Iowa is the only team in the country with four Top 25 wins over teams in the Sagarin ratings.
- Iowa has had a player score 20 points or more in each of its last seven games, including Peter Jok's 29 points in Iowa's win at Rutgers on Thursday evening.
- Three of Iowa's next four games will be at home in Iowa City.
- Iowa's 12.7 second-chance points per game average is second best in the Big Ten.
- In nine home games, Iowa averages 85.4 points and a +18.4 average margin of victory.
- Adam Woodbury has led Iowa in rebounding the last two contests, including controlling a season-high 11 boards at Rutgers.
- Iowa has won 11 of its last 15 true road games, dating back to last season.
- Iowa's senior class has totaled 82 wins in its four years: 25 in 2013; 20 in 2014; 22 in 2015; and 15 so far in 2016. Last year's senior class amassed 85 victories, which ranked sixth in school history.
- Iowa has become the first team since Duke and Kentucky in 1965 to beat the same top-5 opponent by 10 in same year (No. 1 and No. 4 Michigan State by 13 and 17 points, respectively).
- Iowa defeated top-15 teams in back-to-back games (No. 1 Michigan State and No. 14 Purdue) for the first time since Nov., 2004 (beat No. 12 Louisville and No. 15 Texas).
- Iowa beat two ranked Big Ten (No. 1 Michigan State and No. 14 Purdue) teams in the same week for the first time since 1987.
- Iowa swept Michigan State for the first time since the 1992-93 season. The Hawkeyes' win in East Lansing on Jan. 14, was their first since 1993, snapping an 18-game losing streak at the Breslin Center. Iowa's 17-point win over Michigan State is its largest victory over the Spartans in East Lansing since a 75-57 win March 12, 1983.
- Iowa is just the second Big Ten team in the last 20 seasons to start 2-0 in conference play with both victories coming against ranked opponents (2009-10 Michigan State).
- Iowa's win over Purdue on Jan. 2 is its first in West Lafayette, Indiana, since Feb. 1, 2006. Its victory at No. 4 Michigan State on Jan. 14, is its first since Jan. 28, 1993.
- Iowa ranks 34th nationally in assists per field goals made (60.6 percent).
- Iowa has posted road wins over a Big Ten ranked opponent each of the last three seasons.
- Iowa posted a 6-1 record during the month of December, with the only loss coming by one point at No. 2/4 Iowa State on Dec. 10.
- Iowa has won its last three conference openers -- beating Nebraska two seasons ago; at No. 18 Ohio State a year ago and most recently topping No. 1 Michigan State on Dec. 29 in Iowa City.
- Iowa has won 38 of its last 39 nonconference home games, dating back to November, 2011. The lone loss came to Iowa State in 2014.
- Iowa won 21 regular season games last season, the most by a Hawkeye team since 2006 (22).
- Iowa's win over Florida State on Dec. 2, clinched the Big Ten/ACC Challenge for the Big Ten. The Hawkeyes have clinched the Challenge for the Big Ten each of the last two years.
- Iowa has competed in postseason play the last four years: NIT second round in 2012; NIT runner-up in 2013; NCAA first round in 2014; NCAA third round in 2015. The Hawkeyes tied for third place in the Big Ten last season -- its best finish in nine years.
- The Hawkeyes won seven true road games last season, including winning its final six regular-season Big Ten games for the first time since 1955. The seven total road wins were the most by a Hawkeye team since 1987.

- Iowa has won at least 20 games in three consecutive seasons -- its longest streak in 15 years.
- Iowa's 12 conference wins last season are the most by a Hawkeye team since 1997. Also, its third place finish was its best in nine seasons.
- Iowa's 83-52 effort over Davidson in the NCAA Second Round was the program's first tournament win since 2001. It also marked the largest margin of victory in an NCAA Tournament 7/10 match-up.
- Iowa has had a first-team All-Big Ten honoree in each of the last two seasons: Devyn Marble in 2014 and Aaron White in 2015.

## **FRESH START**

Peter Jok started 2015 with a new number, changing from No. 3 last year to No. 14 this season.

Jok averaged seven points per game in 2014-15, which ranked fifth on the squad. His 36 triples in 2015 rank as the sixth most by a sophomore in Iowa history. His 19 steals, 44 assists, 83 field goals and 36 treys last season were single season bests.

This season, Jok ranks second on the team in scoring (14.8 ppg) and first in free throw accuracy (.833, 35-of-42). He has scored 20 or more points five times (20 at Marquette; a career-best 24 vs. Florida State; 21 vs. Tennessee Tech; 23 at Michigan State; 29 at Rutgers). In Iowa's last game at Rutgers on Thursday, Jok equaled a career best with five 3-pointers made. Jok's 29-point outburst ties for seventh most by a Hawkeye during the Fran McCaffery era. Jok has combined to make 12 triples the last three games.

After averaging seven points per game a season ago, Jok has surged 7.8 points this year averaging 14.8 points per contest.

The Hawkeye junior averaged 21 points in two games against Michigan State early in conference play. His 23 points at Michigan State (Jan. 14) and 16 against Michigan (Jan. 17) earned Jok Big Ten Player of the Week accolades.

## **IOWA'S 2015-16 STATISTICAL COMPARISONS**

	All Games	Big Ten	Home Games	Away Games	Iowa Wins	Iowa Losses
Record	15-3	6-0	9-0	6-3	15-0	0-3
Points	81.6	79.7	85.4	77.8	83.2	73.7
Opp. Pts	67.8	67.5	67.0	68.6	65.8	77.7
FG%	.468	.461	.473	.463	.476	.430
FG Def.	.408	.435	.388	.431	.395	.478
3-PT%	.403	.418	.394	.413	.407	.387
3-pt. Def.	.297	.290	.299	.296	.292	.320
FT%	.737	.740	.739	.735	.739	.722
REB	38.4	35.5	40.7	36.2	38.8	36.7
AST	17.8	16.0	18.9	16.8	18.1	16.7
TO	9.8	8.2	9.7	9.9	9.3	12.0
STL	7.0	7.3	7.3	6.7	7.5	4.7
BLK	6.1	6.7	6.1	6.1	6.3	5.0

## **WELCOME NEWCOMERS**

Despite having four returning starters, plus another who has starting experience, Iowa welcomes 10 newcomers to its 2015-16 roster. The 10 newcomers includes two players who received red-shirts last season (Nicholas Baer and Brady Ellingson). Iowa's 10 newcomers ties for third most among Division I schools: Portland State and Tennessee State have 11, followed by Iowa, UTEP, and Nebraska with 10.

The Hawkeyes add five freshmen (Isaiah Moss, Andrew Fleming, Brandon Hutton, Ahmad Wagner, and Christian Williams), and three junior college transfers (Dale Jones, and Michael and Steven Soukup). Jones is out of action the remainder of this season due to suffering a knee injury at practice on Dec. 1.

### **UTHOFF, GESELL, WOODBURY EARN ACADEMIC DISTINCTION**

Mike Gesell and Jarrod Uthoff were named 2015 Capital One Academic All-District first team honorees for their combined performance athletically and in the classroom. Gesell was also tabbed third team Academic All-America, becoming the first Hawkeye to accomplish the national distinction since Adam Haluska (first team) in 2007.

Gesell, a native of South Sioux City, Nebraska, earned his degree in finance in three years. Last fall, Gesell earned invitation to Beta Gamma Sigma, the National Scholastic Honor Society for business students at the University of Iowa who have garnered GPA's that place them in the top 10 percent of their class.

Uthoff, a native of Cedar Rapids, Iowa, graduated last May with a degree in economics.

Additionally, Gesell, Uthoff, and Adam Woodbury were named 2015 Academic All-Big Ten.

### **IOWA VS. RANKED TEAMS**

Iowa is ranked No. 9 by both the Associated Press and *USA Today* Coaches Poll this week.

Iowa has played six games this season against ranked opponents, posting a 4-2 record, which includes winning the last three contests (No. 1 Michigan State; No. 14 Purdue; No. 4 Michigan State). Iowa became just the fifth team ever, and first team since Duke and Kentucky in 1965, to beat the same top-5 opponent by 10 in same season.

The Hawkeyes split their two games versus ranked opponents at the Advocare Invitational in Orlando (Nov. 26-27). Iowa fell to No. 17 Notre Dame (68-62), but overwhelmed No. 20 Wichita State (84-61). The Hawkeyes were edged at No. 2/4 Iowa State (83-82) on Dec. 10. The Hawkeyes rallied from a 19-point deficit to win 70-63 at No. 14/14 Purdue on Jan. 2. Iowa swept nationally-ranked Michigan State this season, beating the Spartans 83-70 on Dec. 29 in Iowa City when they were ranked No. 1 and 76-59 on Jan. 14 in East Lansing when the Spartans were ranked fourth.

Below are Iowa's most recent wins vs. nationally-ranked opponents:

<b>At Home:</b>	83-70 over 1st-ranked Michigan State, 12/29/15 71-55 over 16th-ranked Maryland, 2/8/15 76-67 over 25th-ranked Ohio State, 1/17/15 85-67 over 10th-ranked Michigan, 2/8/14
<b>On the Road:</b>	76-59 over 4th-ranked Michigan State, 1/14/16 70-63 over 14th-ranked Purdue, 1/2/16 71-65 over 18th-ranked Ohio State, 12/30/14 60-55 over 12th-ranked North Carolina, 12/3/14
<b>Neutral Court:</b>	67-60 over seventh-ranked Ohio State, 3/12/06 <i>In semifinals of Big Ten Tournament</i>

### **WINNING ON THE ROAD**

Iowa's senior class has won at least once at 12 Big Ten arenas. The Hawkeyes have not played at Maryland yet (Iowa will visit that arena next week). The only gym in the conference this class has played in and not won a game is the Kohl Center (Wisconsin).

This class has won at Penn State (three times), Ohio State (twice), Northwestern (twice), Illinois, Purdue, Indiana, Michigan State, Nebraska, Minnesota, Rutgers, and Michigan.

Also, the 2016 Iowa senior class has beaten every Big Ten team at least once during their careers.

### **STEADY IMPROVEMENT...**

Since Fran McCaffery was named head coach at Iowa in 2010, he has guided the Hawkeyes to improvement each season.

<b>Year</b>	<b>Record</b>	<b>Big Ten Finish</b>	<b>Postseason</b>
2011	11-20	4-14 (10th)	N/A
2012	18-17	8-10 (T-7th)	NIT Second Round
2013	25-13	9-9 (6th)	NIT runners-up
2014	20-13	9-9 (6th)	NCAA First Round
2015	22-12	12-6 (T-3rd)	NCAA Third Round

### **CLOSING OUT THE NONCONFERENCE SCHEDULE**

Iowa finished its nonconference schedule with a record of 9-3. Fran McCaffery's last four Hawkeye teams, including this season, won at least nine nonleague games: 2016 (9); 2015 (9); 2014 (11); 2013 (11). Iowa's 2012 team won eight nonconference contests.

### **THREE TIMES THE CHARM**

Iowa posted a 22-12 record last season, reaching the 20-win plateau for the third consecutive season. For the first time in 15 years, Iowa won 20 or more games in three consecutive seasons. The last time Iowa won at least 20 games four straight seasons was 1995-1999 -- Tom Davis' last five seasons as Iowa's head coach.

### **IOWA HISTORY**

Iowa has played 2,692 games since beginning basketball in 1902. Iowa's overall record is 1,587-1,105 (.589). That includes a 1,012-353 (.741) record in home games, a 571-749 (.432) record in contests away from Iowa City, a 747-751 (.499) mark in Big Ten games and a 416-127 (.766) record in Carver-Hawkeye Arena.

### **UTHOFF NAMED BIG TEN CO-PLAYER OF THE WEEK**

Iowa's Jarrod Uthoff was named Big Ten Co-Player of the Week along with Maryland's Melo Trimble on Dec. 14. The honor is the second of Uthoff's career.

Uthoff shot 61 percent from the field (22-of-36), including a blistering 69 percent from 3-point range (9-of-13), and 86 percent from the free throw line (6-of-7) in two games, averaging nearly a double-double (29.5 points and nine rebounds).

The native of Cedar Rapids, Iowa, scored a career-high 27 points in a 90-56 win over Western Illinois, and then bested that performance with a personal-best 32 points at No. 2/4 Iowa State.

The Hawkeye senior scored 24 of his 27 points in the first half against the Leathernecks and 30 of his 32 in the first 20 minutes against the Cyclones. Uthoff's 32 points are the most by a Hawkeye since Matt Gatens had 33 against Wisconsin in 2012, and the most by a Big Ten player this season against a ranked opponent.

### **IN MEMORY...**

Iowa's all-time leading scorer, Roy Marble, passed away on Sept. 11, 2015, at the age of 48. Marble led the Hawkeyes to four straight NCAA Tournament appearances, including advancing to the Elite Eight in 1987 and Sweet 16 in 1988, and led the team in scoring three consecutive seasons.

In memory of Marble, RM23 is stitched on the upper right corner of Iowa's jerseys this season.

### **GESELL CANDIDATE FOR GOOD WORKS, SENIOR CLASS AWARDS**

Senior Mike Gesell is a nominee for the Allstate NABC Good Works Team and one of 30 candidates for the Senior CLASS Award.

This prestigious Good Works community service award recognizes a distinguished group of student-athletes who have demonstrated a commitment to enriching the lives of others and contributing to the greater good in their communities.

College sports information directors and basketball coaches across the country nominated players who exhibit exceptional leadership skills and an unwavering commitment to volunteerism.

An acronym for Celebrating Loyalty and Achievement for Staying in School, the Senior CLASS Award focuses on the total student-athlete and encourages students to use their platform in athletics to make a positive impact as leaders in their communities. To be eligible for the award, student-athletes must be classified as an NCAA Division I senior and have notable achievements in four areas of excellence: community, classroom, character, and competition.

### **2 HAWKEYES SELECTED IN LAST 2 NBA DRAFTS**

Roy Devyn Marble and Aaron White were selected in the second round of the NBA Draft each of the past two seasons -- Marble in 2014 by Orlando and White in 2015 by Washington.

The Hawkeyes are one of four Big Ten schools to have multiple players drafted by NBA teams the last two years:

Michigan - 3

Michigan State - 3

**IOWA - 2**

Wisconsin - 2

### **MCCAFFERY IN COACHES CHARITY CHALLENGE**

Infiniti, ESPN, NABC and the NCAA have teamed up again to produce a one-of-a-kind charity competition -- the Infiniti Coaches' Charity Challenge.

For 10 weeks, 48 coaches compete in a round robin bracket tournament for the chance to win \$100,000 for charity. Iowa's Fran McCaffery is one of 48 collegiate coaches taking part in this challenge.

Fan participation will determine the ultimate winner over an eight-week period by registering and voting on a custom micro-site on [ESPN.com/Infiniti](http://ESPN.com/Infiniti). The tournament is divided into four rounds. The coaches with the most votes will advance to the next round and earn more money for their charity.

Visit [ESPN.com/Infiniti](http://ESPN.com/Infiniti) each day and vote for McCaffery, using multiple email addresses, and his charity -- Holden Comprehensive Cancer Center.

### **HAWKEYEBASKETBALL.COM**

Check out the Iowa basketball team's website, [HawkeyeBasketball.com](http://HawkeyeBasketball.com), devoted to everything on-and-off-the-court surrounding the program.

[HawkeyeBasketball.com](http://HawkeyeBasketball.com), allows fans a chance to go behind the scenes with the Hawkeye basketball program on and off the court. The site is complete with exclusive videos, photo galleries and content featuring the basketball program.

### **UTHOFF NAMED TO ADVOCARE INVITE ALL-TOURNAMENT TEAM**

Iowa's Jarrod Uthoff was one of five players named to the 2015 Advocare Invitational All-Tournament Team. Uthoff joined Xavier's Trevon Bluiett and Jalen Reynolds, Scoochie Smith of Dayton, and Justin Robinson of Monmouth (MVP).

Uthoff averaged 20 points in three games (Dayton, Notre Dame, and Wichita State), reaching double figures in the first half in all three games. The Hawkeye senior also averaged 5.7 rebounds and 2.7 blocks, and shot at a 50 percent clip (23-of-46).

### **MCCAFFERY'S HONORED WITH FIGHTING SPIRIT AWARD**

The American Cancer Society honored Fran and Margaret McCaffery with the Fighting Spirit Award, Sept. 30, in Troy, New York, at the 10th Anniversary Coaches vs. Cancer Basket Ball. The McCaffery's were honored for bringing attention and their tremendous amount of fundraising for cancer research.

McCaffery was also honored with the Coaches vs. Cancer Champion Award during Final Four Weekend in Indianapolis last April.

The honor is awarded annually to a college coach who has been engaged vigorously in the Coaches vs. Cancer program's fundraising, education and promotional initiatives and has demonstrated leadership in the fight to save more lives from cancer.

The McCaffery's helped raise \$176,000 at October's cancer research fundraiser, which will benefit the Adolescent and Young Adult Program Fund in Johnson County. The McCaffery family committed \$22,000 this year and an additional \$10,000 per year for the duration of his contract at Iowa.

### **COACHING EXPERIENCE**

Fran McCaffery has the most experienced coaching staff in the country. The Iowa men's basketball staff has 67 years of combined collegiate head coaching experience and more than 130 years of collegiate coaching under their belts -- the most experience of any Division I college basketball program in the country. Listed below are the number of years of head coaching experience on the Iowa staff.

Coach	Years
Fran McCaffery	19 years
Kirk Speraw's	20 years
Sherman Dillard	10 years
Andrew Francis	2 years
Billy Taylor	11 years
Al Seibert	5 years

### **IOWA HEADSHOTS AVAILABLE ONLINE**

Up-to-date head shots of all Iowa players and coaches are available on the internet at [pics.hawkeyesports.com](http://pics.hawkeyesports.com).

### **ON THE HORIZON**

Iowa hits the road for its third straight Thursday road game. The Hawkeyes will face nationally-ranked Maryland in College Park, Maryland. Tipoff is scheduled for 6 p.m. (CT) on ESPNU.



# IOWA HAWKEYE BASKETBALL

## UPDATED IOWA PLAYER BIO

### Nicholas Baer



# 51

### RS-Fr., 6-7, 200, Forward Bettendorf, Iowa Bettendorf HS

- Non-scholarship athlete
- Averaging 7.8 points, making 23-of-41 shots, including 9-of-21 shots from 3-point territory, and 3.6 rebounds during Iowa's eight-game win streak
- Scored in double figures four times; led or shared team lead in blocked shots three times
- Ranks second on the team in blocked shots per game (0.9)
- Connected on 17 3-pointers (17-of-40, .425) and is averaging 15.6 minutes per game
- Grabbed 5+ rebounds in six games
- Made both 3-point field goal attempts, and had a rebound, assist, and one steal in season opening win over Gardner-Webb
- Grabbed two rebounds and was credited with a block in win at Marquette
- Averaged 3.7 rebounds and 3.3 points in three games off the bench at the Advocate Invitational
- Blocked two shots vs. #17 Notre Dame
- Tallied eight points on 3-of-4 shooting from the field, including 2-of-3 from 3-point range, in win over #20 Wichita State
- Posted personal bests in scoring (14) and 3-pointers (4), while also grabbing five rebounds in victory over UMKC
- Named Big Ten Freshman of the Week (Dec. 21) after scoring 13 points (5-10 FG, 3-5 3-pt FG), grabbing a personal-best seven rebounds, and blocking a Wells Fargo Arena record six shots in win over Drake
- His six blocks against Drake are the most by a Hawkeye freshman since Melsahn Basabe denied six against Ohio State in 2011
- Netted a personal-best 19 points on 8-of-10 shooting from the field, including 3-of-4 from 3-point range, while also pulling down five rebounds and collecting two steals in win over Tennessee Tech

### 2015-16 Game-by-Game

Opponent	Date	gs	min	Total		3-Pointers		Free throws		Rebounds				pf	a	t/o	blk	stl	pts	avg
				fg-fga	pct	3fg-fga	pct	ft-fa	pct	off	def	tot	avg							
GARDNER-WEBB	11/13/15	13	2-5	.400	2-2	1.000	0-0	.000	0	1	1	1.0	0	1	0	0	1	6	6.0	
COPPIN STATE	11/15/15	14	0-2	.000	0-2	.000	0-0	.000	0	2	2	1.5	1	1	1	1	0	0	3.0	
at Marquette	11/19/15	7	0-0	.000	0-0	.000	0-0	.000	1	1	2	1.7	2	0	0	1	0	0	2.0	
vs DAYTON	11/26/15	16	1-3	.333	0-0	.000	0-0	.000	4	2	6	2.8	2	1	1	0	0	2	2.0	
vs NOTRE DAME	11/27/15	8	0-1	.000	0-1	.000	0-0	.000	2	1	3	2.8	2	0	0	2	0	0	1.6	
vs WICHITA STATE	11/29/15	24	3-4	.750	2-3	.667	0-0	.000	1	1	2	2.7	2	0	1	0	1	8	2.7	
FLORIDA STATE	12/02/15	9	0-1	.000	0-1	.000	0-0	.000	0	1	1	2.4	2	0	0	0	2	0	2.3	
UMKC	12/05/15	15	5-8	.625	4-5	.800	0-0	.000	2	3	5	2.8	0	0	0	0	1	14	3.8	
WESTERN ILLINOIS	12/07/15	13	1-3	.333	0-2	.000	0-0	.000	0	5	5	3.0	0	1	1	0	0	2	3.6	
at Iowa State	12/10/15	7	1-4	.250	0-3	.000	0-0	.000	1	1	2	2.9	0	0	0	0	0	2	3.4	
vs Drake	12/19/15	30	5-10	.500	3-5	.600	0-0	.000	3	4	7	3.3	3	2	0	6	1	13	4.3	
TENNESSEE TECH	12/22/15	23	8-10	.800	3-4	.750	0-0	.000	0	5	5	3.4	2	0	0	1	2	19	5.5	
MICHIGAN STATE	12/29/15	21	4-7	.571	1-3	.333	2-2	1.000	2	3	5	3.5	2	1	0	2	1	11	5.9	
at Purdue	01/02/16	16	3-3	1.000	1-1	1.000	0-0	.000	2	2	4	3.6	0	0	2	2	0	7	6.0	
NEBRASKA	01/05/16	16	0-0	.000	0-0	.000	2-4	.500	1	2	3	3.5	2	1	1	1	1	2	5.7	
at Michigan State	01/14/16	17	1-3	.333	0-1	.000	1-2	.500	0	2	2	3.4	2	2	1	0	1	3	5.6	
MICHIGAN	01/17/16	20	2-5	.400	1-4	.250	2-2	1.000	0	1	1	3.3	1	1	0	0	1	7	5.6	
at RUTGERS	01/21/16	13	0-3	.000	0-3	.000	0-0	.000	2	0	2	3.2	1	1	0	0	1	0	5.3	
<b>Totals</b>		<b>0</b>	<b>282</b>	<b>36-72</b>	<b>.500</b>	<b>17-40</b>	<b>.425</b>	<b>7-10</b>	<b>.700</b>	<b>21</b>	<b>37</b>	<b>58</b>	<b>3.2</b>	<b>24</b>	<b>12</b>	<b>8</b>	<b>16</b>	<b>13</b>	<b>96</b>	<b>5.3</b>

Games played: 18  
 Minutes/game: 15.7  
 Points/game: 5.3  
 FG Pct: 50.0  
 3FG Pct: 42.5  
 FT Pct: 70.0

Rebounds/game: 3.2  
 Assists/game: 0.7  
 Turnovers/game: 0.4  
 Assist/turnover ratio: 1.5  
 Steals/game: 0.7  
 Blocks/game: 0.9

- Netted 11 points on 4-of-7 shooting from the field, including 1-of-3 from beyond the arc, while also blocking two shots in win over #1 Michigan State
- Shot 1.000 from the field (3-3 FG, 1-1 3-pt FG), while grabbing four rebounds and rejecting two shots in road win over #14 Purdue
- In 16 minutes off the bench, collected three rebounds in addition to recording one blocked shot and one steal in victory over Nebraska

#### Personal Bests

**Points:** 19 vs. Tennessee Tech, 12/22/15  
**Rebounds:** 7 vs. Drake, 12/19/15  
**FGM:** 8 vs. Tennessee Tech, 12/22/15  
**FGA:** 10, 2x, last vs. Tennessee Tech, 12/12/15  
**3-pt FG:** 4 vs. UMKC, 12/5/15  
**3-pt FGA:** 5, 2x, last vs. Drake, 12/19/15  
**FTM:** 2 vs. Michigan State, 12/29/15  
**FTA:** 4 vs. Nebraska, 1/5/16  
**Assists:** 2, 2x, last vs. Michigan State, 1/14/16  
**Steals:** 2, 2x, last vs. Tennessee Tech, 12/22/15  
**Blocks:** 6 vs. Drake 12/19/15  
**Minutes:** 30 vs. Drake, 12/19/15

#### CAREER STATISTICS

YEAR	G/GS	FG-A	PCT	3-PT	PCT	FT-A	PCT	RB	AVG	PF-FO	AS	TO	BK	ST	PTS	AVG
Fresh.	18/0	36-72	.500	17-40	.425	7-10	.700	58	3.2	24-0	12	8	16	13	96	5.3
<b>TOTALS</b>	<b>18/0</b>	<b>36-72</b>	<b>.500</b>	<b>17-40</b>	<b>.425</b>	<b>7-10</b>	<b>.700</b>	<b>58</b>	<b>3.2</b>	<b>24-0</b>	<b>12</b>	<b>8</b>	<b>16</b>	<b>13</b>	<b>96</b>	<b>5.3</b>



# IOWA HAWKEYE BASKETBALL

## UPDATED IOWA PLAYER BIO

### Anthony Clemmons



# 5

**Sr., 6-2, 200, Guard**  
**Lansing, Mich.**  
**Sexton HS**

- Made at least one 3-pointer in 13 games this season, including the last three
- Scored in double figures eight times this season after reaching double figures a combined six times the last two years
- Credited with six or more assists five times; ranks ninth in the Big Ten in assists per game (3.8)
- Tied a career high with six free throws made and attempted a personal-best eight free throws in season opening win over Gardner-Webb
- Had seven points and five assists in victory over Coppin State
- Posted a season high in assists (7), while scoring 11 and tallying three steals in win at Marquette
- Reached double figures in second consecutive contest, scoring 11, to go along with a team-high six assists against Dayton
- Collected 10 points, a season-high four rebounds, and a team-best four assists in overtime win over Florida State
- Tallied 13 points, missing only two shot attempts, while also recording six assists in victory over UMKC
- Registered nine points, six assists and had a team-best three steals in win over Western Illinois
- Netted 10 points in victory over Drake
- Scored 11 points, snagged five rebounds, and had two assists in win over Tennessee Tech
- Led the team with five assists in upset victory over #1 Michigan State
- Dropped eight points, while also recording a game and career-high four steals in road victory over #14 Purdue

### 2015-16 Game-by-Game

Opponent	Date	gs	min	Total		3-Pointers		Free throws		Rebounds				pf	a	t/o	blk	stl	pts	avg	
				fg-fga	pct	3fg-fga	pct	ft-fa	pct	off	def	tot	avg								
GARDNER-WEBB	11/13/15	*	33	1-7	.143	0-3	.000	6-8	.750	0	2	2	2.0	2	2	3	0	0	8	8.0	
COPPIN STATE	11/15/15	*	13	3-7	.429	0-2	.000	1-2	.500	1	1	2	2.0	0	5	0	1	0	7	7.5	
at Marquette	11/19/15	*	28	5-10	.500	1-3	.333	0-0	.000	1	1	2	2.0	1	7	3	0	3	11	8.7	
vs DAYTON	11/26/15	*	34	5-9	.556	1-2	.500	0-0	.000	0	3	3	2.3	3	6	2	0	2	11	9.3	
vs NOTRE DAME	11/27/15	*	28	1-3	.333	1-2	.500	0-0	.000	1	2	3	2.4	4	1	2	0	1	3	8.0	
vs WICHITA STATE	11/29/15	*	21	2-6	.333	1-1	1.000	0-0	.000	0	1	1	2.2	1	3	1	0	1	5	7.5	
FLORIDA STATE	12/02/15	*	36	4-9	.444	0-2	.000	2-5	.400	1	3	4	2.4	1	4	3	0	1	10	7.9	
UMKC	12/05/15	*	26	5-7	.714	1-1	1.000	2-2	1.000	1	1	2	2.4	2	6	0	0	0	13	8.5	
WESTERN ILLINOIS	12/07/15	*	29	3-7	.429	1-2	.500	2-2	1.000	0	2	2	2.3	2	6	1	1	3	9	8.6	
at Iowa State	12/10/15	*	36	3-6	.500	1-4	.250	0-0	.000	0	4	4	2.5	0	4	2	1	1	7	8.4	
vs Drake	12/19/15	*	27	4-9	.444	1-5	.200	1-2	.500	0	2	2	2.5	0	1	0	1	0	10	8.5	
TENNESSEE TECH	12/22/15	*	26	4-9	.444	1-3	.333	2-2	1.000	1	4	5	2.7	0	2	2	0	0	11	8.8	
MICHIGAN STATE	12/29/15	*	28	1-3	.333	0-1	.000	0-3	.000	0	1	1	2.5	3	5	1	0	1	2	8.2	
at Purdue	01/02/16	*	30	3-9	.333	2-4	.500	0-0	.000	0	1	1	2.4	3	3	1	0	4	8	8.2	
NEBRASKA	01/05/16	*	17	0-3	.000	0-2	.000	0-0	.000	0	1	1	2.3	1	0	0	0	0	0	7.7	
at Michigan State	01/14/16	*	31	4-8	.500	2-4	.500	3-5	.600	0	3	3	2.4	2	2	3	0	0	13	8.0	
MICHIGAN	01/17/16	*	30	2-6	.333	1-4	.250	0-0	.000	0	1	1	2.3	2	6	2	1	1	5	7.8	
at RUTGERS	01/21/16	*	34	8-12	.667	2-6	.333	2-3	.667	0	3	3	2.3	2	5	0	0	1	20	8.5	
Totals			18	507	58-130	.446	16-51	.314	21-34	.618	6	36	42	2.3	29	68	26	5	19	153	8.5

Games played: 18  
 Minutes/game: 28.2  
 Points/game: 8.5  
 FG Pct: 44.6  
 3FG Pct: 31.4  
 FT Pct: 61.8

Rebounds/game: 2.3  
 Assists/game: 3.8  
 Turnovers/game: 1.4  
 Assist/turnover ratio: 2.6  
 Steals/game: 1.1  
 Blocks/game: 0.3

- Equaled a season high with 13 points and dished out two assists in road win over #4 Michigan State
- Recorded six assists and scored five points in win against Michigan
- Dished out five assists and tallied a career-high 20 points on a career-high eight field goals in road win over Rutgers

#### Personal Bests

**Points:** 20 vs. Rutgers, 1/21/16  
**Rebounds:** 5, 3x, last vs. Tennessee Tech, 12/22/15  
**FGM:** 8 vs. Rutgers, 1/21/16  
**FGA:** 12 vs. Rutgers, 1/21/16  
**3-pt FGA:** 3, 2x, last vs. Gonzaga, 3/22/15  
**3-pt FGA:** 6 vs. Rutgers, 1/21/16  
**FTM:** 6, 2x, last vs. Gardner-Webb, 11/13/15  
**FTA:** 8 vs. Gardner-Webb, 11/13/15  
**Assists:** 9 vs. Coppin State, 12/22/12  
**Steals:** 4 vs. Purdue, 1/2/16  
**Blocks:** 2 vs. Nebraska-Omaha, 11/10/13  
**Minutes:** 36 vs. Iowa State, 12/10/15

#### CAREER STATISTICS

YEAR	G/GS	FG-A	PCT	3-PT	PCT	FT-A	PCT	RB	AVG	PF-FO	AS	TO	BK	ST	PTS	AVG
Fresh.	38/13	55-146	.377	17-47	.362	38-52	.731	62	1.6	68-1	105	63	8	21	165	4.3
Soph.	32/0	24-47	.511	6-16	.375	24-39	.615	41	1.3	34-0	54	29	4	11	78	2.4
Junior	34/12	48-126	.381	22-59	.373	45-60	.750	66	1.9	53-0	64	38	1	24	163	4.8
Senior	18/18	58-130	.446	16-51	.314	21-34	.618	42	2.3	29-0	68	26	5	19	153	8.5
TOTALS	122/43	185-449	.412	61-173	.353	128-185	.692	211	1.7	184-1	291	156	18	75	559	4.6



# IOWA HAWKEYE BASKETBALL

## UPDATED IOWA PLAYER BIO

### Brady Ellingson



# 24

**RS-Fr., 6-4, 190, Guard**  
**Sussex, Wis.**  
**Sussex HS**

- Competed in seven games before sitting out the remainder of the last season due to injury; received a medical redshirt
- Made at least one 3-pointer in eight games this season, including 3 against Dayton -- a career-best
- Played double-digit minutes in 10 of Iowa's 18 games off the bench this season
- Poured in a game and personal-high 20 points (7-8 FG, 1-2 3-pt FG, 5-6 FT) in 17 minutes of action in win over Coppin State
- Had three points, two rebounds, one assist, and one steal in victory at Marquette
- Tallied nine points on 3-of-5 shooting from 3-point territory against Dayton
- Finished with five points, making both field goal attempts, in win over #20 Wichita State
- Netted seven points in back-to-back victories over UMKC and Western Illinois

#### Personal Bests

**Points:** 20 vs. Coppin State, 11/15/15  
**Rebounds:** 3, 2x, last vs. Western Illinois, 12/7/15  
**FGM:** 7 vs. Coppin State, 11/15/15  
**FGA:** 8 vs. Coppin State, 11/15/15  
**3-pt FG:** 3 vs. Dayton, 11/26/15  
**3-pt FGA:** 5 vs. Dayton, 11/26/15  
**FTM:** 5 vs. Coppin State, 11/15/15  
**FTA:** 6 vs. Coppin State, 11/15/15  
**Assists:** 2, 3x, last vs. Iowa State, 12/10/15  
**Steals:** 1, 4x, last vs. Drake, 12/19/15  
**Blocks:** ---  
**Minutes:** 23 vs. Gardner-Webb, 11/13/15

### 2015-16 Game-by-Game

Opponent	Date	gs	min	Total		3-Pointers		Free throws		Rebounds				pf	a	t/o	blk	stl	pts	avg
				fg-fga	pct	3fg-fga	pct	ft-fa	pct	off	def	tot	avg							
GARDNER-WEBB	11/13/15	23	2-6	.333	0-4	.000	0-0	.000	0	1	1	1.0	3	0	1	0	1	4	4.0	
COPPIN STATE	11/15/15	17	7-8	.875	1-2	.500	5-6	.833	1	2	3	2.0	1	1	1	0	0	20	12.0	
at Marquette	11/19/15	14	1-2	.500	1-2	.500	0-0	.000	1	1	2	2.0	1	1	0	0	1	3	9.0	
vs DAYTON	11/26/15	12	3-5	.600	3-5	.600	0-0	.000	0	0	0	1.5	0	1	0	0	0	9	9.0	
vs NOTRE DAME	11/27/15	8	0-2	.000	0-2	.000	0-0	.000	0	2	2	1.6	1	0	0	0	0	0	7.2	
vs WICHITA STATE	11/29/15	11	2-2	1.000	1-1	1.000	0-0	.000	0	2	2	1.7	3	0	0	0	0	5	6.8	
FLORIDA STATE	12/02/15	7	0-2	.000	0-2	.000	0-0	.000	0	0	0	1.4	1	2	1	0	0	0	5.9	
UMKC	12/05/15	15	3-6	.500	1-4	.250	0-0	.000	0	0	0	1.3	2	1	1	0	0	7	6.0	
WESTERN ILLINOIS	12/07/15	17	2-4	.500	1-3	.333	2-3	.667	0	3	3	1.4	1	1	1	0	0	7	6.1	
at Iowa State	12/10/15	4	0-1	.000	0-1	.000	0-0	.000	0	0	0	1.3	0	2	0	0	0	0	5.5	
vs Drake	12/19/15	16	2-2	1.000	1-1	1.000	0-0	.000	0	1	1	1.3	2	0	0	0	1	5	5.5	
TENNESSEE TECH	12/22/15	11	1-4	.250	1-4	.250	0-0	.000	0	0	0	1.2	0	0	1	0	0	3	5.3	
MICHIGAN STATE	12/29/15	8	0-0	.000	0-0	.000	0-0	.000	0	1	1	1.2	0	0	1	0	0	0	4.8	
at Purdue	01/02/16	8	0-0	.000	0-0	.000	0-0	.000	0	0	0	1.1	1	0	1	0	0	0	4.5	
NEBRASKA	01/05/16	6	1-2	.500	0-1	.000	0-0	.000	0	0	0	1.0	1	0	0	0	0	2	4.3	
at Michigan State	01/14/16	10	0-1	.000	0-1	.000	0-0	.000	0	0	0	0.9	0	0	0	0	0	0	4.1	
MICHIGAN	01/17/16	2	0-0	.000	0-0	.000	0-0	.000	0	0	0	0.9	0	0	1	0	0	0	3.8	
at RUTGERS	01/21/16	2	0-0	.000	0-0	.000	0-0	.000	0	0	0	0.8	0	0	0	0	0	0	3.6	
<b>Totals</b>		<b>0</b>	<b>191</b>	<b>24-47</b>	<b>.511</b>	<b>10-33</b>	<b>.303</b>	<b>7-9</b>	<b>.778</b>	<b>2</b>	<b>13</b>	<b>15</b>	<b>0.8</b>	<b>17</b>	<b>9</b>	<b>9</b>	<b>0</b>	<b>3</b>	<b>65</b>	<b>3.6</b>

Games played: 18  
 Minutes/game: 10.6  
 Points/game: 3.6  
 FG Pct: 51.1  
 3FG Pct: 30.3  
 FT Pct: 77.8

Rebounds/game: 0.8  
 Assists/game: 0.5  
 Turnovers/game: 5.5  
 Assist/turnover ratio: 1.0  
 Steals/game: 0.2

#### CAREER STATISTICS

YEAR	G/GS	FG-A	PCT	3-PT	PCT	FT-A	PCT	RB	AVG	PF-FO	AS	TO	BK	ST	PTS	AVG
Fresh.	7/0	4-8	.500	4-6	.667	1-2	.500	0	0.0	1-0	4	1	0	1	13	1.9
RS-Fresh.	18/0	24-47	.511	10-33	.303	7-9	.778	15	0.8	17-0	9	9	0	3	65	3.6
<b>TOTALS</b>	<b>25/0</b>	<b>28-55</b>	<b>.509</b>	<b>14-39</b>	<b>.359</b>	<b>8-11</b>	<b>.727</b>	<b>15</b>	<b>0.6</b>	<b>18-0</b>	<b>13</b>	<b>10</b>	<b>0</b>	<b>4</b>	<b>78</b>	<b>3.1</b>





# IOWA HAWKEYE BASKETBALL

## UPDATED IOWA PLAYER BIO

### Andrew Fleming



# 2

**Fr., 6-5, 206, Guard  
Nashville, Tenn.  
Oak Hill Academy (Va.)**

- Played in eight contests
- Tallied five points, six rebounds, and three assists in win over Coppin State
- Registered two points, two rebounds, and three assists in victory at Marquette
- Made only 3-point field goal attempt in win over #20 Wichita State
- Netted six points, bolstered by 4-of-4 shooting from the foul line, in victory over UMKC
- Scored five points and had two assists in win over Western Illinois

#### Personal Bests

**Points:** 6 vs. UMKC, 12/5/15  
**Rebounds:** 6 vs. Coppin State, 11/15/15  
**FGM:** 2, 2x, last vs. Western Illinois, 12/7/15  
**FGA:** 7 vs. Coppin State, 11/15/15  
**3-pt FG:** 1, 3x, last vs. Western Illinois, 12/7/15  
**3-pt FGA:** 5 vs. Coppin State, 11/15/15  
**FTM:** 4 vs. UMKC, 12/5/15  
**FTA:** 4, 2x, last vs. UMKC, 12/5/15  
**Assists:** 4 vs. Coppin State, 11/15/15  
**Steals:** ---  
**Blocks:** ---  
**Minutes:** 22 vs. Coppin State, 11/15/15

### 2015-16 Game-by-Game

Opponent	Date	gs	min	Total		3-Pointers		Free throws		Rebounds			pf	a	t/o	blk	stl	pts	avg	
				fg-fga	pct	3fg-fga	pct	ft-fa	pct	off	def	tot								avg
GARDNER-WEBB	11/13/15	4	0-1	.000	0-0	.000	1-2	.500	0	1	1	1.0	1	0	1	0	0	1	1.0	
COPPIN STATE	11/15/15	22	2-7	.286	1-5	.200	0-4	.000	1	5	6	3.5	1	4	3	0	0	5	3.0	
at Marquette	11/19/15	8	1-2	.500	0-1	.000	0-0	.000	1	1	2	3.0	1	3	2	0	0	2	2.7	
vs DAYTON	11/26/15	1	0-0	.000	0-0	.000	0-0	.000	0	0	0	2.3	1	0	0	0	0	0	2.0	
vs NOTRE DAME	11/27/15	5	1-1	1.000	1-1	1.000	0-0	.000	0	0	0	1.8	0	0	0	0	0	3	2.2	
UMKC	11/05/15	10	1-3	.333	0-2	.000	4-4	1.000	0	0	0	1.5	1	1	0	0	0	6	2.8	
WESTERN ILLINOIS	12/07/15	14	2-5	.400	1-2	.500	0-0	.000	0	0	0	1.3	0	2	0	0	0	5	3.1	
TENNESSEE TECH	12/22/15	7	0-0	.000	0-0	.000	0-0	.000	0	0	0	1.1	1	0	2	0	0	0	2.8	
Totals		0	71	7-19	.368	3-11	.273	5-10	.500	2	7	9	1.1	6	10	8	0	0	22	2.8

Games played: 8  
 Minutes/game: 8.9  
 Points/game: 2.8  
 FG Pct: 36.8  
 3FG Pct: 27.3  
 FT Pct: 50.0

Rebounds/game: 1.1  
 Assists/game: 1.3  
 Turnovers/game: 1.0  
 Assist/turnover ratio: 1.3

#### CAREER STATISTICS

YEAR	G/GS	FG-A	PCT	3-PT	PCT	FT-A	PCT	RB	AVG	PF-FO	AS	TO	BK	ST	PTS	AVG
Fresh.	8/0	7-19	.368	3-11	.273	5-10	.500	9	1.1	6-0	10	8	0	0	22	2.8
TOTALS	8/0	7-19	.368	3-11	.273	5-10	.500	9	1.1	6-0	10	8	0	0	22	2.8



# IOWA HAWKEYE BASKETBALL

## UPDATED IOWA PLAYER BIO

### Mike Gesell



# 10

**Sr., 6-2, 190, Guard**  
**South Sioux City, Neb.**  
**South Sioux City HS**

- 2015 Academic All-America Third Team and Academic All-District First Team honoree
- 2014 and 2015 Academic All-Big Ten selection
- One of 30 candidates for 2016 Senior CLASS Award
- Only the third Hawkeye to amass 800+ points, 350+ assists, 200+ rebounds, 100+ steals prior to his senior season
- Mike Gesell (966 points, 478 assists, 139 steals) is close to becoming the fourth Hawkeye in history to total 1,000 points, 500 assists, and 150 steals in a career (B.J. Armstrong, Dean Oliver, Jeff Horner)
- Tallied 966 career points during four-year career; he is 34 points from reaching 1,000-point plateau
- Earned college degree in three years
- Named National and Big Ten Player of the Week by website *College Sports Madness* (Jan. 4)
- Named Big Ten Player of the Week by the league office (Jan. 4)
- Averaging 11 points and seven assists during Iowa's 6-0 start in conference play
- Scored in double figures seven times this season
- Led team in steals a team-best seven times and assists 13 times this season
- Ranks eighth nationally in assists (7.0) and is 17th in assist-to-turnover ratio (3.5)
- Dished out 10+ assists three times this season, becoming first Hawkeye to do so since Jeff Horner (2005-06)
- Ranks second in the Big Ten in assists (7.0), seventh in steals (1.3) and assist/turnover ratio (3.5)
- Ranks sixth in Iowa career assists and third among active Big Ten players (478)
- Dished out 21 assists (7.0 apg) in three games at the Advocare Invitational
- Credited with a personal-best 12 assists to go along with five points, and four boards in win over Coppin State; the 12 assists tie for the fifth most in a single-game in school history
- Registered 11 points, four assists, and a game-best four steals in victory at Marquette
- Posted back-to-back 37-minute, 14-point, 9-assist games against ranked opponents (#17 Notre Dame and #20 Wichita State) in Orlando

### 2015-16 Game-by-Game

Opponent	Date	gs	min	Total		3-Pointers		Free throws		Rebounds				pf	a	t/o	blk	stl	pts	avg	
				fg-fga	pct	3fg-fga	pct	ft-fa	pct	off	def	tot	avg								
GARDNER-WEBB	11/13/15	*	28	1-3	.333	0-1	.000	0-0	.000	0	4	4	4.0	2	9	3	0	3	2	2.0	
COPPIN STATE	11/15/15	*	19	1-3	.333	1-2	.500	2-2	1.000	1	3	4	4.0	2	12	2	0	2	5	3.5	
at Marquette	11/19/15	*	28	5-11	.455	1-1	1.000	0-0	.000	0	3	3	3.7	1	4	0	0	4	11	6.0	
vs DAYTON	11/26/15	*	15	2-4	.500	1-1	1.000	2-3	.667	0	0	0	2.8	4	3	2	0	0	7	6.3	
vs NOTRE DAME	11/27/15	*	37	5-15	.333	0-3	.000	4-6	.667	2	1	3	2.8	1	9	1	0	1	14	7.8	
vs WICHITA STATE	11/29/15	*	37	4-7	.571	1-2	.500	5-6	.833	0	5	5	3.2	1	9	3	0	0	14	8.8	
FLORIDA STATE	12/02/15	*	40	4-8	.500	1-2	.500	1-2	.500	0	4	4	3.3	3	3	4	0	1	10	9.0	
UMKC	12/05/15	*	23	1-4	.250	0-1	.000	0-1	.000	0	3	3	3.3	3	6	1	0	3	2	8.1	
WESTERN ILLINOIS	12/07/15	*	22	1-3	.333	0-0	.000	0-1	.000	1	3	4	3.3	1	7	4	1	1	2	7.4	
at Iowa State	12/10/15	*	35	3-10	.300	1-2	.500	2-2	1.000	0	2	2	3.2	2	8	5	0	0	9	7.6	
vs Drake	12/19/15	*	34	7-8	.875	2-2	1.000	1-2	.500	0	3	3	3.2	0	4	0	1	0	17	8.5	
TENNESSEE TECH	12/22/15	*	27	1-3	.333	0-0	.000	0-0	.000	0	4	4	3.3	2	10	2	1	2	2	7.9	
MICHIGAN STATE	12/29/15	*	33	7-10	.700	0-0	.000	11-13	.846	0	3	3	3.2	3	3	1	0	2	25	9.2	
at Purdue	01/02/16	*	33	2-5	.400	1-2	.500	2-4	.500	1	6	7	3.5	4	7	1	1	1	7	9.1	
NEBRASKA	01/05/16	*	35	5-7	.714	1-1	1.000	11-13	.846	1	3	4	3.5	2	10	3	0	0	22	9.9	
at Michigan State	01/14/16	*	20	4-10	.400	0-1	.000	0-1	.000	0	3	3	3.5	2	6	1	0	0	8	9.8	
MICHIGAN	01/17/16	*	33	1-4	.250	0-2	.000	2-2	1.000	2	3	5	3.6	1	7	0	1	2	4	9.5	
at RUTGERS	01/21/16	*	33	0-5	.000	0-1	.000	0-1	.000	0	3	3	3.6	1	9	3	0	1	0	8.9	
Totals			18	532	54-120	.450	10-24	.417	43-59	.729	8	56	64	3.6	35	126	36	5	23	161	8.9

Games played: 18  
 Minutes/game: 29.6  
 Points/game: 8.9  
 FG Pct: 45.0  
 3FG Pct: 41.7  
 FT Pct: 72.9

Rebounds/game: 3.6  
 Assists/game: 7.0  
 Turnovers/game: 8.9  
 Assist/turnover ratio: 3.5  
 Steals/game: 1.3  
 Blocks/game: 0.3

- Netted double figures for the third straight game and fourth time this season in overtime victory over Florida State (10 points)
- Led team with seven assists in win over Western Illinois
- Dished out a team-best eight assists to go along with nine points at #2 Iowa State
- Tallied a team-best 17 points (7-8 FG, 2-2 3-pt FG, 1-2 FT), including slamming home a crucial basket with 30 seconds left, while also dishing out a team-best four assists in victory over Drake
- Credited with a game-high 10 assists to go along with two steals, four rebounds and two points in win over Tennessee Tech
- Scored a career-high 25 points in victory over #1 Michigan State, shooting 7-of-10 from the floor, while converting a career-high 11-of-13 from the free throw line
- Dished out a game-high seven assists in addition to recording seven points and grabbing seven rebounds in road win over #14 Purdue
- Notched first career double-double (22 points & 10 assists), connecting on 11-of-13 free throws in win over Nebraska
- Posted a game-high six assists and added eight points in road victory over #4 Michigan State
- Scored four points and led team in assists (7) and steals (2) in home win over Michigan
- Dished out a team-high nine assists and recorded one steal in win over Rutgers

#### Personal Bests

**Points:** 25 vs. Michigan State, 12/29/15  
**Rebounds:** 7 vs. Purdue, 1/2/16  
**FGM:** 7, 5x, last vs. Michigan State, 12/29/15  
**FGA:** 15, 3x, last vs. Notre Dame, 11/27/15  
**3-pt FG:** 4, 2x, last at Penn State, 2/15/14  
**3-pt FGA:** 6, 3x, last vs. Penn, 11/22/13  
**FTM:** 11, 2x, last vs. Nebraska, 1/5/16  
**FTA:** 13, 2x, last vs. Nebraska, 1/5/16  
**Assists:** 12 vs. Coppin State, 11/15/15  
**Steals:** 5 at Penn State, 2/28/15  
**Blocks:** 1, 24x, last vs. Purdue, 1/2/16  
**Minutes:** 42 at Wisconsin, 2/6/13

#### CAREER STATISTICS

YEAR	G/GS	FG-A	PCT	3-PT	PCT	FT-A	PCT	RB	AVG	PF-FO	AS	TO	BK	ST	PTS	AVG
Fresh.	34/30	106-263	.403	33-104	.317	50-63	.794	88	2.6	63-0	89	59	10	40	295	8.7
Soph.	33/33	90-240	.375	29-92	.315	49-73	.671	67	2.0	64-1	128	42	4	43	258	7.8
Junior	34/34	97-238	.408	16-60	.267	42-61	.689	66	1.9	58-0	135	61	5	33	252	7.4
Senior	18/18	54-120	.450	10-24	.417	43-59	.729	64	3.6	35-0	126	36	5	23	161	8.9
<b>TOTALS</b>	<b>119/115</b>	<b>347-861</b>	<b>.403</b>	<b>88-280</b>	<b>.314</b>	<b>184-256</b>	<b>.719</b>	<b>285</b>	<b>2.4</b>	<b>220-2</b>	<b>478</b>	<b>198</b>	<b>24</b>	<b>139</b>	<b>966</b>	<b>8.1</b>



# IOWA HAWKEYE BASKETBALL

## UPDATED IOWA PLAYER BIO

### Brandon Hutton

### 2015-16 Game-by-Game



# 30

**Fr., 6-5, 218, Forward**  
**Chicago, Ill.**  
**De La Salle**

- Redshirting this season

#### Personal Bests

Points: ---  
 Rebounds: ---  
 FGM: ---  
 FGA: ---  
 3-pt FG: ---  
 3-pt FGA: ---  
 FTM: ---  
 FTA: ---  
 Assists: ---  
 Steals: ---  
 Blocks: ---  
 Minutes: ---

#### CAREER STATISTICS

YEAR	G/GS	FG-A	PCT	3-PT	PCT	FT-A	PCT	RB	AVG	PF-FO	AS	TO	BK	ST	PTS	AVG
Fresh.	---	---	---	---	---	---	---	---	---	---	---	---	---	---	---	---
TOTALS	---	---	---	---	---	---	---	---	---	---	---	---	---	---	---	---



# IOWA HAWKEYE BASKETBALL

## UPDATED IOWA PLAYER BIO

### Peter Jok



# 14

**Jr., 6-6, 205, Guard**  
**West Des Moines, Iowa**  
**Valley HS**

- Ranks second on the team in scoring (14.8 ppg) and first in 3-pointers (41) and free throw accuracy (35-of-42, .833)
- Averaging 7.8 more points per game this season compared to his sophomore campaign
- Named Big Ten Player of the Week by the league office (Jan. 18)
- Tallied 20+ points five times this season, including 23 on the road against #4 Michigan State
- Ranks fifth in the Big Ten in 3-pointers made per game (2.4) and first in steals (1.5)
- Made multiple triples 12 times, including each of the last four games; has hit four or more three's five times this season
- Registered double figures in scoring 12 times this season
- Scored eight points before leaving game due to an ankle injury in season opening win over Gardner-Webb
- Did not play against Coppin State due to injury
- Tallied a game-high 20 points, bolstered by 4-of-6 shooting from 3-point range, in victory at Marquette
- Posted two 12-point, 6-rebound games at the Advocate Invitational (Dayton and Wichita State)
- Collected a career-high four steals and poured in a career-best 24 points, including sinking a go-ahead 3-pointer with 26 seconds left in overtime, to best Florida State
- Scored 16 of his 18 points in the second half to go along with four rebounds and a team-best two steals at #2 Iowa State
- Poured in 21 points, bolstered by sinking a career-high five 3-pointers, in win over Tennessee Tech
- Scored 19 points in victory over #1 Michigan State, adding three steals and matching a career high in assists with four

### 2015-16 Game-by-Game

Opponent	Date	gs	min	Total		3-Pointers		Free throws		Rebounds				pf	a	t/o	blk	stl	pts	avg	
				fg-fga	pct	3fg-3fga	pct	ft-fta	pct	off	def	tot	avg								
GARDNER-WEBB	11/13/15	*	10	2-5	.400	2-3	.667	2-2	1.000	1	0	1	1.0	2	0	0	0	1	8	8.0	
at Marquette	11/19/15	*	18	7-12	.583	4-6	.667	2-2	1.000	0	3	3	2.0	3	3	2	0	1	20	14.0	
vs DAYTON	11/26/15	*	27	5-12	.417	1-6	.167	1-3	.333	2	4	6	3.3	1	2	3	0	1	12	13.3	
vs NOTRE DAME	11/27/15	*	33	3-15	.200	2-9	.222	0-0	.000	1	3	4	3.5	2	3	1	0	0	8	12.0	
vs WICHITA STATE	11/29/15	*	19	3-9	.333	0-4	.000	6-6	1.000	2	4	6	4.0	3	0	1	0	0	12	12.0	
FLORIDA STATE	12/02/15	*	34	8-20	.400	3-9	.333	5-6	.833	0	2	2	3.7	3	2	2	0	4	24	14.0	
UMKC	12/05/15	*	15	3-8	.375	2-4	.500	2-2	1.000	0	0	0	3.1	2	0	0	0	1	10	13.4	
WESTERN ILLINOIS	12/07/15	*	15	4-7	.571	1-3	.333	0-0	.000	0	3	3	3.1	3	1	2	0	2	9	12.9	
at Iowa State	12/10/15	*	29	7-12	.583	4-7	.571	0-0	.000	0	4	4	3.2	2	2	2	0	2	18	13.4	
vs Drake	12/19/15	*	23	2-10	.200	0-4	.000	0-0	.000	0	2	2	3.1	2	2	0	0	0	4	12.5	
TENNESSEE TECH	12/22/15	*	21	7-16	.438	5-10	.500	2-2	1.000	1	0	1	2.9	1	2	0	0	1	21	13.3	
MICHIGAN STATE	12/29/15	*	29	5-12	.417	3-5	.600	6-8	.750	2	1	3	2.9	4	4	1	0	3	19	13.8	
at Purdue	01/02/16	*	32	5-13	.385	0-6	.000	1-2	.500	3	6	9	3.4	3	2	0	0	2	11	13.5	
NEBRASKA	01/05/16	*	31	3-12	.250	2-6	.333	0-0	.000	0	1	1	3.2	2	1	0	1	8	13.1		
at Michigan State	01/14/16	*	31	8-13	.615	3-5	.600	4-4	1.000	1	2	3	3.2	1	1	0	0	2	23	13.8	
MICHIGAN	01/17/16	*	28	6-11	.545	4-6	.667	0-0	.000	0	4	4	3.3	3	2	1	0	1	16	13.9	
at RUTGERS	01/21/16	*	35	10-19	.526	5-9	.556	4-5	.800	1	4	5	3.4	2	1	1	0	3	29	14.8	
<b>Totals</b>			17	430	88-206	.427	41-102	.402	35-42	.833	14	43	57	3.4	39	28	17	0	25	252	14.8

Games played: 17  
 Minutes/game: 25.3  
 Points/game: 14.8  
 FG Pct: 42.7  
 3FG Pct: 40.2  
 FT Pct: 83.3

Rebounds/game: 3.4  
 Assists/game: 1.6  
 Turnovers/game: 1.0  
 Assist/turnover ratio: 1.6  
 Steals/game: 1.5

- Tallied 11 points, while leading the team with a game and career-high nine rebounds in road win over #14 Purdue
- Scored a game-high 23 points (8-13 FG, 3-5 3-pt FG) and posted two steals in road win over #4 Michigan State
- Connected on 4-of-6 triples, scoring 14 of his 16 points in the second half in a home victory against Michigan
- Led team with a career-high 29 points, while shooting 5-of-9 from behind the arc in road win at Rutgers; the 29 points ties for the seventh most by a Hawkeye during the Fran McCaffery era

#### Personal Bests

**Points:** 29 vs. Rutgers, 1/21/16  
**Rebounds:** 9, 2x, last vs. Purdue, 1/2/16  
**FGM:** 10 vs. Rutgers, 1/21/16  
**FGA:** 20 vs. Florida State, 12/2/15  
**3-pt FG:** 5, 2x, last vs. Rutgers, 1/21/16  
**3-pt FGA:** 10 vs. Tennessee Tech, 12/22/15  
**FTM:** 8 vs. Md.-Eastern Shore, 11/14/13  
**FTA:** 8, 2x, last vs. Michigan State, 12/29/15  
**Assists:** 4, 4x, last vs. Michigan State, 12/29/15  
**Steals:** 4 vs. Florida State, 12/2/15  
**Blocks:** 1, 7x, last at Northwestern, 2/15/15  
**Minutes:** 35 vs. Rutgers, 1/21/16

#### CAREER STATISTICS

YEAR	G/GS	FG-A	PCT	3-PT	PCT	FT-A	PCT	RB	AVG	PF-FO	AS	TO	BK	ST	PTS	AVG
Fresh.	27/0	38-95	.400	16-46	.348	27-34	.794	25	0.9	18-0	19	13	3	9	119	4.4
Soph.	34/21	83-232	.358	36-105	.343	37-41	.902	88	2.6	63-1	44	43	4	19	239	7.0
Junior	17/17	88-206	.427	41-201	.402	35-42	.833	57	3.4	39-0	28	17	0	25	252	14.8
<b>TOTALS</b>	<b>78/38</b>	<b>209-533</b>	<b>.392</b>	<b>93-253</b>	<b>.368</b>	<b>99-117</b>	<b>.846</b>	<b>170</b>	<b>2.2</b>	<b>120-1</b>	<b>91</b>	<b>73</b>	<b>7</b>	<b>53</b>	<b>610</b>	<b>7.8</b>



# IOWA HAWKEYE BASKETBALL

## UPDATED IOWA PLAYER BIO

### Dale Jones



# 1

**Jr., 6-7, 220, Forward**  
**Waterloo, Iowa**  
**Waterloo West HS**  
**Tyler JC (Texas)**

- Suffered a knee injury on Dec. 1 in practice and will miss the remainder of the season
- Shot at a 45 percent clip from 3-point range (9-of-20)
- Averaged eight points, making 6-of-14 from 3-point range, in Iowa's first three games
- Tallied a personal-best 16 points (6-9 FG, 4-6 3-pt FG), and had seven rebounds and two assists in win over Coppin State
- Registered five points and four rebounds in victory at Marquette
- Scored a combined nine points (three triples) in the three games played at the Advocare Invitational

#### Personal Bests

**Points:** 16 vs. Coppin State, 11/15/15  
**Rebounds:** 7 vs. Coppin State, 11/15/15  
**FGM:** 6 vs. Coppin State, 11/15/15  
**FGA:** 9 vs. Coppin State, 11/15/15  
**3-pt FG:** 4 vs. Coppin State, 11/15/15  
**3-pt FGA:** 6 vs. Coppin State, 11/15/15  
**FTM:** ---  
**FTA:** ---  
**Assists:** 2 vs. Coppin State, 11/15/15  
**Steals:** 1 vs. Dayton, 11/26/15  
**Blocks:** 1, 2x, last vs. Dayton, 11/26/15  
**Minutes:** 22 vs. Coppin State, 11/15/15

### 2015-16 Game-by-Game

Opponent	Date	gs	min	Total		3-Pointers		Free throws		Rebounds				pf	a	t/o	blk	stl	pts	avg
				fg-fga	pct	3fg-fga	pct	ft-fga	pct	off	def	tot	avg							
GARDNER-WEBB	11/13/15	10	1-4	.250	1-4	.250	0-0	.000	0	4	4	4.0	3	0	0	0	0	3	3.0	
COPPIN STATE	11/15/15	22	6-9	.667	4-6	.667	0-0	.000	1	6	7	5.5	1	2	2	1	0	16	9.5	
at Marquette	11/19/15	16	2-7	.286	1-4	.250	0-0	.000	1	3	4	5.0	2	0	1	0	0	5	8.0	
vs DAYTON	11/26/15	15	2-6	.333	2-3	.667	0-0	.000	0	3	3	4.5	3	1	1	1	1	6	7.5	
vs NOTRE DAME	11/27/15	8	0-2	.000	0-1	.000	0-0	.000	0	0	0	3.6	1	0	0	0	0	0	6.0	
vs WICHITA STATE	11/29/15	7	1-2	.500	1-2	.500	0-0	.000	0	0	0	3.0	1	0	0	0	0	3	5.5	
<b>Totals</b>		0	78	12-30	.400	9-20	.450	0-0	.000	2	16	18	3.0	11	3	4	2	1	33	5.5

Games played: 6  
 Minutes/game: 13.0  
 Points/game: 5.5  
 FG Pct: 40.0  
 3FG Pct: 45.0

Rebounds/game: 3.0  
 Assists/game: 0.5  
 Turnovers/game: 0.7  
 Assist/turnover ratio: 0.8  
 Steals/game: 0.2  
 Blocks/game: 0.3

#### CAREER STATISTICS

YEAR	G/GS	FG-A	PCT	3-PT	PCT	FT-A	PCT	RB	AVG	PF-FO	AS	TO	BK	ST	PTS	AVG
Junior	6/0	12-30	.400	9-20	.450	0-0	.000	18	3.0	11-0	3	4	2	1	33	5.5
<b>TOTALS</b>	<b>6/0</b>	<b>12-30</b>	<b>.400</b>	<b>9-20</b>	<b>.450</b>	<b>0-0</b>	<b>.000</b>	<b>18</b>	<b>3.0</b>	<b>11-0</b>	<b>3</b>	<b>4</b>	<b>2</b>	<b>1</b>	<b>33</b>	<b>5.5</b>



# IOWA HAWKEYE BASKETBALL

## UPDATED IOWA PLAYER BIO

### Isaiah Moss

### 2015-16 Game-by-Game



# 4

**Fr., 6-5, 200, Guard**  
**Chicago, Ill.**  
**Simeon HS**

- Redshirting this season

#### Personal Bests

Points: ---  
 Rebounds: ---  
 FGM: ---  
 FGA: ---  
 3-pt FG: ---  
 3-pt FGA: ---  
 FTM: ---  
 FTA: ---  
 Assists: ---  
 Steals: ---  
 Blocks: ---  
 Minutes: ---

#### CAREER STATISTICS

YEAR	G/GS	FG-A	PCT	3-PT	PCT	FT-A	PCT	RB	AVG	PF-FO	AS	TO	BK	ST	PTS	AVG
Fresh.	---	---	---	---	---	---	---	---	---	---	---	---	---	---	---	---
TOTALS	---	---	---	---	---	---	---	---	---	---	---	---	---	---	---	---





# IOWA HAWKEYE BASKETBALL

## UPDATED IOWA PLAYER BIO

### Michael Soukup



# 3

### 2015-16 Game-by-Game

Opponent	Date	gs	min	Total		3-Pointers		Free throws		Rebounds				pf	a	t/o	blk	stl	pts	avg
				fg-fga	pct	3fg-fga	pct	ft-fa	pct	off	def	tot	avg							
COPPIN STATE	11/15/15	4		0-0	.000	0-0	.000	0-1	.000	0	1	1	1.0	0	1	0	0	0	0	0.0
UMKC	11/05/15	2		1-1	1.000	1-1	1.000	0-0	.000	0	0	0	0.5	0	1	0	0	0	3	1.5
WESTERN ILLINOIS	12/07/15	4		0-1	.000	0-1	.000	0-0	.000	0	0	0	0.3	0	0	0	0	0	0	1.0
TENNESSEE TECH	12/22/15	3		0-2	.000	0-1	.000	0-0	.000	0	0	0	0.3	0	0	0	0	0	0	0.8
Totals		0	13	1-4	.250	1-3	.333	0-1	.000	0	1	1	0.3	0	2	0	0	0	3	0.8

Games played: 4  
 Minutes/game: 3.3  
 Points/game: 0.8  
 FG Pct: 25.0  
 3FG Pct: 33.3  
 FT Pct: 0.0

Rebounds/game: 0.3  
 Assists/game: 0.5  
 Assist/turnover ratio: 99.9

**Jr., 6-4, 165, Guard**  
**Danville, Iowa**  
**Danville HS**  
**Southeastern CC**

- Non-scholarship athlete
- Identical twin, Steven, is a teammate
- Played in four games
- Had one rebound and an assist in four minutes of game action in win over Coppin State
- Made his only 3-point attempt and collected in an assist in victory over UMKC

#### Personal Bests

**Points:** 3 vs. UMKC, 12/5/15  
**Rebounds:** 1 vs. Coppin State, 11/15/15  
**FGM:** 1 vs. UMKC, 12/5/15  
**FGA:** 2 vs. Tennessee Tech, 12/22/15  
**3-pt FG:** 1 vs. UMKC, 12/5/15  
**3-pt FGA:** 1, 3x, last vs. Tennessee Tech, 12/22/15  
**FTM:** ---  
**FTA:** 1 vs. Coppin State, 11/15/15  
**Assists:** 1, 2x, last vs. UMKC, 12/5/15  
**Steals:** ---  
**Blocks:** ---  
**Minutes:** 4, 2x, last vs. Western Illinois, 12/7/15

#### CAREER STATISTICS

YEAR	G/GS	FG-A	PCT	3-PT	PCT	FT-A	PCT	RB	AVG	PF-FO	AS	TO	BK	ST	PTS	AVG
Junior	4/0	1-4	.250	1-3	.333	0-1	.000	1	0.3	0-0	2	0	0	0	3	0.8
TOTALS	4/0	1-4	.250	1-3	.333	0-1	.000	1	0.3	0-0	2	0	0	0	3	0.8



# IOWA HAWKEYE BASKETBALL

## UPDATED IOWA PLAYER BIO

### Steven Soukup



# 13

**Jr., 6-4, 175, Guard**  
**Danville, Iowa**  
**Danville HS**  
**Southeastern CC**

- Non-scholarship athlete
- Identical twin, Michael, is a teammate
- Played in four games
- Had two rebounds and an assist in four minutes of game action in win over Coppin State
- Grabbed one rebound in victory over Western Illinois

#### Personal Bests

**Points:** ---  
**Rebounds:** 2 vs. Coppin State, 11/15/15  
**FGM:** ---  
**FGA:** 2 vs. Coppin State, 11/15/15  
**3-pt FG:** ---  
**3-pt FGA:** 1 vs. Western Illinois, 12/7/15  
**FTM:** ---  
**FTA:** ---  
**Assists:** 1 vs. Coppin State, 11/15/15  
**Steals:** ---  
**Blocks:** ---  
**Minutes:** 4, 2x, last vs. Western Illinois, 12/7/15

### 2015-16 Game-by-Game

Opponent	Date	gs	min	Total		3-Pointers		Free throws		Rebounds				pf	a	t/o	blk	stl	pts	avg
				fg-fga	pct	3fg-fga	pct	ft-fa	pct	off	def	tot	avg							
COPPIN STATE	11/15/15	4	0-2	.000	0-0	.000	0-0	.000	0	2	2	2.0	1	1	0	0	0	0	0	0.0
UMKC	11/05/15	2	0-0	.000	0-0	.000	0-0	.000	0	0	0	1.0	0	0	0	0	0	0	0	0.0
WESTERN ILLINOIS	12/07/15	4	0-1	.000	0-1	.000	0-0	.000	0	1	1	1.0	0	0	0	0	0	0	0	0.0
TENNESSEE TECH	12/22/15	2	0-1	.000	0-1	.000	0-0	.000	0	0	0	0.8	0	0	0	0	0	0	0	0.0
Totals		0	12	0-4	.000	0-2	.000	0-0	.000	0	3	3	0.8	1	1	0	0	0	0	0.0

Games played: 4  
 Minutes/game: 3.0  
 FG Pct: 0.0  
 3FG Pct: 0.0

Rebounds/game: 0.8  
 Assists/game: 0.3  
 Assist/turnover ratio: 99.9

#### CAREER STATISTICS

YEAR	G/GS	FG-A	PCT	3-PT	PCT	FT-A	PCT	RB	AVG	PF-FO	AS	TO	BK	ST	PTS	AVG
Junior	4/0	0-4	.000	0-2	.000	0-0	.000	3	0.8	1-0	1	0	0	0	0	0.0
TOTALS	4/0	0-4	.000	0-2	.000	0-0	.000	3	0.8	1-0	1	0	0	0	0	0.0



# IOWA HAWKEYE BASKETBALL

## UPDATED IOWA PLAYER BIO

### Dom Uhl



# 25

**So., 6-9, 215, Forward**  
**Frankfurt, Germany**  
**Point Pleasant Beach (NJ)**

- Shooting at a 48 percent clip (47-of-98) from the field and 50 percent from 3-point territory (18-of-36)
- Shooting 64 percent (9-of-14) from behind the arc during Iowa's 6-0 start in conference play
- Made 19 of his last 23 free throw attempts
- Led team in rebounding four times this year
- Scored in double figures seven times this season, including three of the last four games
- Started first career game in win over Coppin State, pouring in a career-high 18 points (7-10 FG, 3-5 3-pt FG, 1-2 FT), and grabbing five rebounds
- Had six points, six rebounds, and career highs in assists (3) and blocks (2) in win season opening over Gardner-Webb
- Scored in double figures for the second straight game, netting 10 points (4-4 FG, 2-2 3-pt FG) in win at Marquette
- Registered six points and five rebounds in overtime win over Florida State
- Posted first career double-double, pulling down a personal-best 10 rebounds and scoring 14 points in victory over UMKC
- Tallied 15 points and blocked a game and career-high three shots in win over Western Illinois
- Grabbed six rebounds and scored two points off the bench at #2 Iowa State
- Had seven points and grabbed a game-best eight rebounds while playing a career-high 28 minutes in victory over Drake
- Led team in rebounding, snagging seven rebounds, while also scoring four points in win over Tennessee Tech

### 2015-16 Game-by-Game

Opponent	Date	gs	min	Total		3-Pointers		Free throws		Rebounds				pf	a	t/o	blk	stl	pts	avg
				fg-fga	pct	3fg-fga	pct	ft-fa	pct	off	def	tot	avg							
GARDNER-WEBB	11/13/15	19	3-6	.500	0-2	.000	0-1	.000	1	5	6	6.0	2	3	2	2	0	6	6.0	
COPPIN STATE	11/15/15	* 23	7-10	.700	3-5	.600	1-2	.500	0	5	5	5.5	0	1	0	0	0	18	12.0	
at Marquette	11/19/15	16	4-4	1.000	2-2	1.000	0-1	.000	0	1	1	4.0	2	2	1	0	3	10	11.3	
vs DAYTON	11/26/15	14	1-4	.250	0-0	.000	2-2	1.000	0	1	1	3.3	1	1	0	1	0	4	9.5	
vs NOTRE DAME	11/27/15	9	0-0	.000	0-0	.000	0-0	.000	0	1	1	2.8	0	0	1	0	0	0	7.6	
vs WICHITA STATE	11/29/15	9	0-0	.000	0-0	.000	0-0	.000	0	0	0	2.3	3	1	1	0	0	0	6.3	
FLORIDA STATE	12/02/15	19	2-4	.500	0-1	.000	2-2	1.000	2	3	5	2.7	0	0	0	0	0	6	6.3	
UMKC	12/05/15	22	6-10	.600	1-2	.500	1-2	.500	2	8	10	3.6	1	3	1	1	0	14	7.3	
WESTERN ILLINOIS	12/07/15	19	4-8	.500	2-4	.500	5-6	.833	1	3	4	3.7	1	0	0	3	1	15	8.1	
at Iowa State	12/10/15	17	0-3	.000	0-2	.000	2-2	1.000	3	3	6	3.9	4	0	1	0	0	2	7.5	
vs Drake	12/19/15	28	2-8	.250	1-2	.500	2-2	1.000	2	6	8	4.3	1	2	0	0	1	7	7.5	
TENNESSEE TECH	12/22/15	17	2-9	.222	0-2	.000	0-0	.000	4	3	7	4.5	0	1	2	0	0	4	7.2	
MICHIGAN STATE	12/29/15	21	2-5	.400	1-1	1.000	2-2	1.000	1	2	3	4.4	0	1	0	1	1	7	7.2	
at Purdue	01/02/16	15	2-5	.400	2-3	.667	0-0	.000	0	0	0	4.1	1	0	0	1	0	6	7.1	
NEBRASKA	01/05/16	24	3-6	.500	2-3	.667	2-4	.500	3	5	8	4.3	2	0	1	1	1	10	7.3	
at Michigan State	01/14/16	17	4-5	.800	2-2	1.000	0-0	.000	3	2	5	4.4	3	1	1	0	0	10	7.4	
MICHIGAN	01/17/16	20	4-6	.667	2-2	1.000	0-0	.000	1	1	2	4.2	0	0	0	0	1	10	7.6	
at RUTGERS	01/21/16	14	1-5	.200	0-3	.000	1-2	.500	1	2	3	4.2	1	1	2	0	0	3	7.3	
Totals		1	323	47-98	.480	18-36	.500	20-28	.714	24	51	75	4.2	22	17	13	10	8	132	7.3

Games played: 18  
 Minutes/game: 17.9  
 Points/game: 7.3  
 FG Pct: 48.0  
 3FG Pct: 50.0  
 FT Pct: 71.4

Rebounds/game: 4.2  
 Assists/game: 0.9  
 Turnovers/game: 0.7  
 Assist/turnover ratio: 1.3  
 Steals/game: 0.4  
 Blocks/game: 0.6

- Scored seven points and recorded three rebounds in 21 minutes of action off the bench in win over #1 Michigan State
- Recorded six critical points, shooting 2-of-3 from behind the arc in road victory over #14 Purdue
- Led the team with eight rebounds, while tallying 10 points on 2-of-3 shooting from beyond the arc in win over Nebraska
- Tallied 10 points and grabbed five rebounds off the bench in victory at #4 Michigan State
- Scored 10 points on 4-of-6 shooting, including 2-of-2 from 3-point range in win over Michigan

#### Personal Bests

**Points:** 18 vs. Coppin State, 11/15/15  
**Rebounds:** 10 vs. UMKC, 12/5/15  
**FGM:** 7 vs. Coppin State, 11/15/15  
**FGA:** 10, 2x, last vs. UMKC, 12/5/15  
**3-pt FG:** 3 vs. Coppin State, 11/15/15  
**3-pt FGA:** 5, 2x, last vs. Coppin State, 11/15/15  
**FTM:** 5 vs. Western Illinois, 12/7/15  
**FTA:** 6 vs. Western Illinois, 12/7/15  
**Assists:** 3, 2x, last vs. UMKC, 12/5/15  
**Steals:** 3 vs. Marquette, 11/19/15  
**Blocks:** 3 vs. Western Illinois, 12/7/15  
**Minutes:** 28 vs. Drake, 12/19/15

#### CAREER STATISTICS

YEAR	G/GS	FG-A	PCT	3-PT	PCT	FT-A	PCT	RB	AVG	PF-FO	AS	TO	BK	ST	PTS	AVG
Fresh.	33/0	26-72	.361	5-27	.185	11-21	.524	61	1.8	25-0	14	23	7	8	68	2.1
Soph.	18/1	47-98	.480	18-36	.500	20-28	.714	75	4.2	22-0	17	13	10	8	132	7.3
TOTALS	51/1	73-170	.429	23-63	.365	31-49	.633	136	2.7	47-0	31	36	17	16	200	3.9



# IOWA HAWKEYE BASKETBALL

## UPDATED IOWA PLAYER BIO

### Okey Ukah



# 23

**Sr., 6-7, 218, Forward**  
**Iowa City, Iowa**  
**West HS**  
**Kirkwood CC**

- Non-scholarship athlete
- Played in six games this season
- Netted a personal-best six points, making all three field goal attempts, and had a steal in win over Coppin State
- Had a block and one rebound in victory over UMKC
- Registered two points, one rebound, and one steal in win over Western Illinois

#### Personal Bests

**Points:** 6 vs. Coppin State, 11/15/15  
**Rebounds:** 3 vs. Rutgers, 2/19/15  
**FGM:** 3 vs. Coppin State, 11/15/15  
**FGA:** 3, 2x, last vs. Western Illinois, 12/7/15  
**3-pt FG:** ---  
**3-pt FGA:** ---  
**FTM:** 1 vs. Md. Eastern Shore, 11/14/13  
**FTA:** 2, 2x, last vs. Western Illinois, 12/7/15  
**Assists:** 1 vs. Rutgers, 2/19/15  
**Steals:** 1, 4x, last vs. Western Illinois, 12/7/15  
**Blocks:** 1 vs. Md. Eastern Shore, 11/14/13  
**Minutes:** 5, 4x, last vs. Western Illinois, 12/7/15

### 2015-16 Game-by-Game

Opponent	Date	gs	min	Total		3-Pointers		Free throws		Rebounds				pf	a	t/o	blk	stl	pts	avg
				fg-fga	pct	3fg-fga	pct	ft-fa	pct	off	def	tot	avg							
GARDNER-WEBB	11/13/15	0	0-0	0-0	.000	0-0	.000	0-0	.000	0	0	0	0.0	1	0	0	0	0	0	0.0
COPPIN STATE	11/15/15	4	3-3	1.000	0-0	.000	0-0	.000	0	0	0	0.0	2	0	0	0	1	6	3.0	
at Marquette	11/19/15	2	0-0	.000	0-0	.000	0-0	.000	0	0	0	0.0	0	0	0	0	0	0	2.0	
UMKC	11/05/15	4	0-1	.000	0-0	.000	0-0	.000	0	1	1	0.3	0	0	0	1	0	0	1.5	
WESTERN ILLINOIS	12/07/15	5	1-3	.333	0-0	.000	0-2	.000	1	0	1	0.4	1	0	0	0	1	2	1.6	
TENNESSEE TECH	12/22/15	3	0-0	.000	0-0	.000	0-0	.000	0	0	0	0.3	1	0	0	0	0	0	1.3	
Totals		0	18	4-7	.571	0-0	.000	0-2	.000	1	1	2	0.3	5	0	0	1	2	8	1.3

Games played: 6  
 Minutes/game: 3.0  
 Points/game: 1.3  
 FG Pct: 57.1  
 FT Pct: 0.0

Rebounds/game: 0.3  
 Steals/game: 0.3  
 Blocks/game: 0.2

#### CAREER STATISTICS

YEAR	G/GS	FG-A	PCT	3-PT	PCT	FT-A	PCT	RB	AVG	PF-FO	AS	TO	BK	ST	PTS	AVG
Soph.	9/0	1-4	.250	0-0	.000	1-2	.500	6	0.7	0-0	0	1	1	0	3	0.3
Junior	10/0	1-2	.500	0-0	.000	0-0	.000	7	0.7	3-0	1	2	0	2	2	0.2
Senior	6/0	4-7	.571	0-0	.000	0-2	.000	2	0.3	5-0	0	0	1	2	8	1.3
TOTALS	25/0	6-13	.462	0-0	.000	1-4	.250	15	0.6	8-0	1	3	2	4	13	0.5



# IOWA HAWKEYE BASKETBALL

## UPDATED IOWA PLAYER BIO

### Jarrold Uthoff



# 20

**Sr., 6-9, 221, Forward**  
**Cedar Rapids, Iowa**  
**Jefferson HS**  
**Wisconsin**

- 2016 midseason second-team All-America (NBC and ESPN)
- Named to the Lute Olson Award Watch List and the John R. Wooden Award Midseason Top 25 List
- Scored 20+ points in four of the last five games
- Five career double-doubles, including one this year (at #4 Michigan State)
- Jarrold Uthoff has 1,011 points and 147 blocks in his career and is three blocks away from becoming the third Hawkeye in program history to accumulate 1,000 points and 150 blocks (Acie Earl, Greg Stokes)
- One of only five players from a major conference since 1996-97 to average 18+ points and 3+ blocks per game
- Only player the last 20 years to average three blocks, while shooting at a 40 percent clip from 3-point range (min. 35 3-pointers made)
- Named Big Ten Player of the Week by the website *College Sports Madness* (Jan. 18)
- Became the 44th Hawkeye in program history to amass 1,000 career points after scoring 20 points against Rutgers (Jan. 21)
- Named Big Ten Co-Player of the Week (Dec. 14) after averaging 29.5 points, 9.0 rebounds, and 2.5 blocks in games against Western Illinois and ISU
- Jarrold Uthoff is the only player in the country with 335+ points, 110+ rebounds, and 55+ blocks
- Reached double figures 52 times, including every game this season
- Averaging 19.6 points, 3.5 blocks, and 6.5 rebounds during Iowa's 6-0 conference start
- Blocked five shots in five games this season, including a career-high six against #1 Michigan State
- Leads Big Ten averaging 18.7 points and 3.1 blocks per outing and ranks 11th in rebounding (6.3)
- Made at least two 3-pointers in 11 games; shooting .831 from the charity stripe (54-of-65)
- Ranks fourth nationally in blocked shots (3.1) and is 51st in scoring (18.7)

### 2015-16 Game-by-Game

Opponent	Date	gs	min	Total		3-Pointers		Free throws		Rebounds				pf	a	t/o	blk	stl	pts	avg	
				fg-fga	pct	3fg-fga	pct	ft-fa	pct	off	def	tot	avg								
GARDNER-WEBB	11/13/15	*	26	6-12	.500	2-5	.400	7-7	1.000	3	3	6	6.0	3	0	2	2	2	21	21.0	
COPPIN STATE	11/15/15	*	18	6-10	.600	1-3	.333	0-0	.000	0	7	7	6.5	1	0	1	3	0	13	17.0	
at Marquette	11/19/15	*	25	6-11	.545	2-3	.667	1-2	.500	0	4	4	5.7	1	3	1	1	0	15	16.3	
vs DAYTON	11/28/15	*	31	6-15	.400	4-7	.571	2-3	.667	1	1	2	4.8	2	3	2	1	2	18	16.8	
vs NOTRE DAME	11/27/15	*	34	8-16	.500	2-5	.400	2-3	.667	2	6	8	5.4	1	0	0	2	1	20	17.4	
vs WICHITA STATE	11/29/15	*	37	9-15	.600	2-5	.400	2-2	1.000	1	6	7	5.7	1	1	1	5	2	22	18.7	
FLORIDA STATE	12/02/15	*	39	5-14	.357	1-4	.250	4-5	.800	3	5	8	6.0	1	3	0	4	0	15	17.2	
UMKC	12/05/15	*	21	5-12	.417	2-4	.500	1-2	.500	5	2	7	6.1	0	2	5	1	13	17.1		
WESTERN ILLINOIS	12/07/15	*	23	10-16	.625	4-5	.800	3-3	1.000	3	6	9	6.4	0	1	0	1	0	27	18.2	
at Iowa State	12/10/15	*	37	12-20	.600	5-8	.625	3-4	.750	3	6	9	6.7	3	1	1	4	1	32	19.6	
vs Drake	12/19/15	*	21	4-8	.500	0-2	.000	2-2	1.000	0	3	3	6.4	3	0	1	5	0	10	18.7	
TENNESSEE TECH	12/22/15	*	22	5-11	.455	1-5	.200	2-2	1.000	1	4	5	6.3	3	2	1	2	1	13	18.3	
MICHIGAN STATE	12/29/15	*	26	4-11	.364	1-3	.333	1-1	1.000	1	4	5	6.2	4	1	8	6	0	10	17.6	
at Purdue	01/02/16	*	38	7-16	.438	1-3	.333	10-14	.714	0	4	4	6.0	3	2	0	5	2	25	18.1	
NEBRASKA	01/05/16	*	36	9-16	.563	2-4	.500	5-6	.833	1	7	8	6.1	2	2	0	4	1	25	18.6	
at Michigan State	01/14/16	*	35	5-18	.278	3-8	.375	2-2	1.000	3	7	10	6.4	1	0	0	2	1	15	18.4	
MICHIGAN	01/17/16	*	28	9-20	.450	2-4	.500	3-3	1.000	1	3	4	6.2	3	1	0	1	1	23	18.6	
at RUTGERS	01/21/16	*	34	6-11	.545	4-6	.667	4-4	1.000	1	7	8	6.3	0	1	1	3	0	20	18.7	
Totals			18	531	122-252	.484	39-84	.464	54-65	.831	29	85	114	6.3	32	21	21	56	15	337	18.7

Games played: 18  
 Minutes/game: 29.5  
 Points/game: 18.7  
 FG Pct: 48.4  
 3FG Pct: 46.4  
 FT Pct: 83.1

Rebounds/game: 6.3  
 Assists/game: 1.2  
 Turnovers/game: 1.2  
 Assist/turnover ratio: 1.0  
 Steals/game: 0.8  
 Blocks/game: 3.1

- Netted a game-high 21 points, bolstered by 7-of-7 shooting from the free throw line, and collected six rebounds, two blocks, and two steals in season opening win over Gardner-Webb
- Had 13 points, blocked a game-high three shots, and snagged a team-best seven rebounds in victory over Coppin State
- Named to the five player Advocare Invitational All-Tournament Team after averaging 20 points, 5.7 rebounds, and 2.7 blocks in three games
- Tallied back-to-back 20-point scoring efforts against ranked opponents (Notre Dame and Wichita State)
- Rejected four shots, scored 15 points, and had eight boards in overtime win over Florida State
- Recorded 13 points, seven rebounds, and a game-high five blocks in victory over UMKC
- Poured in 27 points (10-of-16 FG, 4-of-5 3-pt FG, 3-3 FT) and snagged a game-high nine rebounds in win over Western Illinois
- Scored a personal-best 32 points, 30 in the first half, and collected nine rebounds and a game-best four blocks at #2 Iowa State
- Tallied 10 points and rejected five shots, in only 21 minutes of action, in victory over Drake
- Registered 13 points, five rebounds, and rejected a game-best two shots in win over Tennessee Tech
- Denied a career-high six shots, while recording 10 points and five boards in win over #1 Michigan State
- Led the team with 25 points -- scored 16 of Iowa's 20 first half points -- in road win over #14 Purdue, while also rejecting five shots & grabbing four boards
- Led team with 25 points for the second consecutive game, while grabbing a team-high eight boards and blocking four shots against Nebraska

- Registered fifth career double-double (15 points, 10 rebounds) in win at #4 Michigan State, becoming the fifth visiting player in the last 20 seasons to record 15+ points, 10+ rebounds, and 2+ blocks when playing the Spartans at the Breslin Center
- Tallied a team-best 23 points in home victory over Michigan
- One-of-three Hawkeyes to score 20+ points in road win over Rutgers (20 points, 8 rebounds, 3 blocks)

#### Personal Bests

**Points:** 32 vs. Iowa State, 12/10/15  
**Rebounds:** 12 vs. North Florida, 12/22/14  
**FGM:** 12 vs. Iowa State, 12/10/15  
**FGA:** 20, 2x, last vs. Michigan, 1/17/16  
**3-pt FG:** 5, 2x, last vs. Iowa State, 12/10/15  
**3-pt FGA:** 11 at Northwestern, 2/15/15  
**FTM:** 10 vs. Purdue, 1/2/16  
**FTA:** 14 vs. Purdue, 1/2/16  
**Assists:** 5, 2x, last vs. Ohio State, 12/30/14  
**Steals:** 4 vs. Rutgers, 2/19/15  
**Blocks:** 6 vs. Michigan State, 12/29/15  
**Minutes:** 39 vs. Florida State, 12/2/15

#### CAREER STATISTICS

YEAR	G/GS	FG-A	PCT	3-PT	PCT	FT-A	PCT	RB	AVG	PF-FO	AS	TO	BK	ST	PTS	AVG
Soph.	33/0	84-168	.500	17-40	.425	67-82	.817	152	4.6	38-0	26	31	35	11	252	7.6
Junior	34/34	156-363	.430	54-145	.372	56-76	.737	218	6.4	52-0	59	35	56	38	422	12.4
Senior	18/18	122-252	.484	39-84	.464	54-65	.831	114	6.3	32-0	21	21	56	15	337	18.7
TOTALS	85/52	362-783	.462	110-269	.409	177-223	.794	484	5.7	122-0	106	87	147	64	1011	11.9



# IOWA HAWKEYE BASKETBALL

## UPDATED IOWA PLAYER BIO

### Ahmad Wagner



# 0

**Fr., 6-7, 225, Forward**  
**Yellow Springs, Ohio**  
**Wayne HS**

- Made 68 percent of his field goal attempts (17-of-25)
- Played double-digit minutes eight times this season, including win over No. 1 Michigan State (12 min.) and Michigan (11 min.)
- Has combined to score 11 points while shooting a perfect 5-of-5 from the field in Iowa's last two victories
- Pulled down a team-best eight rebounds, and had six points and two blocks in only nine minutes of action in season opening win over Gardner-Webb
- Registered six points, four rebounds, two steals, and one assist in win over Coppin State
- Scored a personal-best nine points to go along with five rebounds, and three assists in victory over UMKC
- Grabbed six rebounds and tallied three points in win over Tennessee Tech
- Rejected two shots and pulled down one rebound in victory over #1 Michigan State
- Tallied two steals and one block in four minutes of action against #4 Michigan State
- Scored five points and grabbed three boards in win over Michigan
- Went 3-of-3 from the floor, scoring six points, while blocking one shot in win at Rutgers

### 2015-16 Game-by-Game

Opponent	Date	gs	min	Total		3-Pointers		Free throws		Rebounds				pf	a	t/o	blk	stl	pts	avg
				fg-fga	pct	3fg-fga	pct	ft-fga	pct	off	def	tot	avg							
GARDNER-WEBB	11/13/15	9	3-4	.750	0-0	.000	0-1	.000	6	2	8	8.0	0	0	0	2	0	6	6.0	
COPPIN STATE	11/15/15	18	2-4	.500	0-0	.000	2-2	1.000	2	2	4	6.0	5	1	0	0	2	6	6.0	
at Marquette	11/19/15	11	1-1	1.000	0-0	.000	0-0	.000	1	1	2	4.7	2	0	2	0	0	2	4.7	
vs DAYTON	11/26/15	10	1-1	1.000	0-0	.000	0-2	.000	1	1	2	4.0	2	0	0	0	0	2	4.0	
vs NOTRE DAME	11/27/15	5	0-1	.000	0-0	.000	0-0	.000	0	1	1	3.4	3	0	0	1	0	0	3.2	
vs WICHITA STATE	11/29/15	2	0-0	.000	0-0	.000	0-0	.000	0	0	0	2.8	1	0	0	0	0	0	2.7	
FLORIDA STATE	12/02/15	8	1-1	1.000	0-0	.000	0-1	.000	0	2	2	2.7	2	0	1	0	0	2	2.6	
UMKC	12/05/15	17	2-3	.667	0-0	.000	5-6	.833	2	3	5	3.0	3	3	0	1	0	9	3.4	
WESTERN ILLINOIS	12/07/15	10	1-1	1.000	0-0	.000	0-0	.000	0	2	2	2.9	1	0	1	0	1	2	3.2	
vs Drake	12/19/15	9	0-0	.000	0-0	.000	0-0	.000	1	1	2	2.8	0	0	0	1	0	0	2.9	
TENNESSEE TECH	12/22/15	14	1-1	1.000	0-0	.000	1-3	.333	2	4	6	3.1	2	0	0	0	0	3	2.9	
MICHIGAN STATE	12/29/15	12	0-2	.000	0-0	.000	1-2	.500	0	1	1	2.9	0	0	0	2	0	1	2.8	
at Purdue	01/02/16	3	0-0	.000	0-0	.000	0-0	.000	0	0	0	2.7	0	0	1	0	0	0	2.5	
NEBRASKA	01/05/16	4	0-0	.000	0-0	.000	0-0	.000	0	1	1	2.6	0	0	0	0	0	0	2.4	
at Michigan State	01/14/16	4	0-1	.000	0-0	.000	0-0	.000	1	1	2	2.5	2	0	1	1	2	0	2.2	
MICHIGAN	01/17/16	11	2-2	1.000	0-0	.000	1-2	.500	0	3	3	2.6	2	0	0	0	0	5	2.4	
at RUTGERS	01/21/16	10	3-3	1.000	0-0	.000	0-0	.000	0	0	0	2.4	1	0	0	1	0	6	2.6	
Totals		0	157	17-25	.680	0-0	.000	10-19	.526	16	25	41	2.4	26	4	6	9	5	44	2.6

Games played: 17  
 Minutes/game: 9.2  
 Points/game: 2.6  
 FG Pct: 68.0  
 FT Pct: 52.6

Rebounds/game: 2.4  
 Assists/game: 0.2  
 Turnovers/game: 0.4  
 Assist/turnover ratio: 0.7  
 Steals/game: 0.3  
 Blocks/game: 0.5

### Personal Bests

- Points:** 9 vs. UMKC, 12/5/15
- Rebounds:** 8 vs. Gardner-Webb, 11/13/15
- FGM:** 3, 2x, last vs. Rutgers, 1/21/16
- FGA:** 4, 2x, last vs. Coppin State, 11/13/15
- 3-pt FG:** ---
- 3-pt FGA:** ---
- FTM:** 5 vs. UMKC, 12/5/15
- FTA:** 6 vs. UMKC, 12/5/15
- Assists:** 3 vs. UMKC, 12/5/15
- Steals:** 2, 2x, last vs. Michigan State, 1/14/16
- Blocks:** 2, 2x, last vs. Michigan State, 12/29/15
- Minutes:** 18 vs. Coppin State, 11/15/15

### CAREER STATISTICS

YEAR	G/GS	FG-A	PCT	3-PT	PCT	FT-A	PCT	RB	AVG	PF-FO	AS	TO	BK	ST	PTS	AVG
Fresh.	17/0	17-25	.680	0-0	.000	10-19	.526	41	2.4	26-1	4	6	9	5	44	2.6
TOTALS	17/0	17-25	.680	0-0	.000	10-19	.526	41	2.4	26-1	4	6	9	5	44	2.6





# IOWA HAWKEYE BASKETBALL

## UPDATED IOWA PLAYER BIO

### Christian Williams



11

**Fr., 6-6, 200, Guard**  
**Decatur, Ill.**  
**St. Theresa HS**

- Played in 11 games
- Had three points in three minutes of action in season opening win over Gardner-Webb
- Tallied five points and two assists in victory over Coppin State
- Made both free throw attempts and collected a steal in win over Tennessee Tech
- Recorded one steal and one assist in four minutes of action in win at #4 Michigan State

#### Personal Bests

**Points:** 5 vs. Coppin State, 11/15/15  
**Rebounds:** 3 vs. Gardner-Webb, 11/13/15  
**FGM:** 2 vs. Coppin State, 11/15/15  
**FGA:** 5 vs. Coppin State, 11/15/15  
**3-pt FG:** 1 vs. Coppin State, 11/15/15  
**3-pt FGA:** 1, 2x, last vs. UMKC, 12/5/15  
**FTM:** 2 vs. Tennessee Tech, 12/22/15  
**FTA:** 2 vs. Tennessee Tech, 12/22/15  
**Assists:** 2 vs. Coppin State, 11/15/15  
**Steals:** 1, 2x, last vs. Michigan State, 1/14/16  
**Blocks:** ---  
**Minutes:** 14 vs. Coppin State, 11/15/15

### 2015-16 Game-by-Game

Opponent	Date	gs	min	Total		3-Pointers		Free throws		Rebounds				pf	a	t/o	blk	stl	pts	avg
				fg-fga	pct	3fg-fga	pct	ft-fga	pct	off	def	tot	avg							
GARDNER-WEBB	11/13/15	3	0-0	.000	0-0	.000	0-0	.000	1	2	3	3.0	0	0	1	0	0	0	0	0.0
COPPIN STATE	11/15/15	14	2-5	.400	1-1	1.000	0-1	.000	0	1	1	2.0	0	2	0	0	0	0	5	2.5
at Marquette	11/19/15	6	0-0	.000	0-0	.000	0-0	.000	0	1	1	1.7	0	0	0	0	0	0	1.7	
vs DAYTON	11/26/15	2	0-1	.000	0-0	.000	0-0	.000	0	0	0	1.3	0	1	0	0	0	0	1.3	
vs NOTRE DAME	11/27/15	1	0-1	.000	0-0	.000	0-0	.000	0	0	0	1.0	0	0	0	0	0	0	1.0	
vs WICHITA STATE	11/29/15	0	0-0	.000	0-0	.000	0-0	.000	0	0	0	0.8	0	0	0	0	0	0	0.8	
UMKC	12/05/15	6	0-2	.000	0-1	.000	0-0	.000	0	0	0	0.7	0	0	0	0	0	0	0.7	
WESTERN ILLINOIS	12/07/15	7	0-1	.000	0-0	.000	0-0	.000	1	0	1	0.8	0	0	0	0	0	0	0.6	
TENNESSEE TECH	12/22/15	6	0-0	.000	0-0	.000	2-2	1.000	0	0	0	0.7	2	0	0	0	1	2	0.8	
at Michigan State	01/14/16	4	0-0	.000	0-0	.000	0-0	.000	1	0	1	0.7	0	1	1	0	1	0	0.7	
at RUTGERS	01/21/16	3	0-2	.000	0-1	.000	0-0	.000	0	0	0	0.6	0	0	0	0	0	0	0.6	
Totals		0	52	2-12	.167	1-3	.333	2-3	.667	3	4	7	0.6	2	4	2	0	2	7	0.6

Games played: 11  
 Minutes/game: 4.7  
 Points/game: 0.6  
 FG Pct: 16.7  
 3FG Pct: 33.3  
 FT Pct: 66.7

Rebounds/game: 0.6  
 Assists/game: 0.4  
 Turnovers/game: 0.2  
 Assist/turnover ratio: 2.0  
 Steals/game: 0.2

#### CAREER STATISTICS

YEAR	G/GS	FG-A	PCT	3-PT	PCT	FT-A	PCT	RB	AVG	PF-FO	AS	TO	BK	ST	PTS	AVG
Fresh.	11/0	2-12	.167	1-3	.333	2-3	.667	7	0.6	2-0	4	2	0	2	7	0.6
TOTALS	11/0	2-12	.167	1-3	.333	2-3	.667	7	0.6	2-0	4	2	0	2	7	0.6



# IOWA HAWKEYE BASKETBALL

## UPDATED IOWA PLAYER BIO

### Adam Woodbury



# 34

**Sr., 7-1, 250, Center**  
**Sioux City, Iowa**  
**East HS**

- 2014 and 2015 Academic All-Big Ten honoree
- Started 122-of-123 games of his collegiate career
- Scored in double digits nine times this year, including Iowa's last two game (vs. Michigan, at Rutgers)
- Five career double-doubles, including three this year (#17 Notre Dame, Florida State, and Rutgers)
- Led Iowa in rebounding in Iowa's last two games, including grabbing a season-best 11 boards at Rutgers on Thursday
- Leads the team and is eighth in the Big Ten in rebounding (6.6)
- Shooting at a career percentage from the free throw line this season (.816, 40-of-49)
- His 605 career rebounds are fourth among active Big Ten players
- Scored 11 points and had six rebounds in 22 minutes in season opening win over Gardner-Webb
- Registered 10 points and a team-high seven rebounds in victory at Marquette
- Reached double figures in consecutive games against ranked opponents at the Advocare Invitational (14 vs. #17 Notre Dame and 15 vs. #20 Wichita State)
- Posted first double-double of the season vs. #17 Notre Dame, scoring 14 points on 7-of-9 shooting from the field, and corralling a season-best 10 rebounds
- Netted a season-high 15 points, bolstered by 7-of-10 shooting from the free throw line in win over #20 Wichita State

### 2015-16 Game-by-Game

Opponent	Date	gs	min	Total		3-Pointers		Free throws		Rebounds				pf	a	t/o	blk	stl	pts	avg	
				fg-fga	pct	3fg-3fga	pct	ft-fta	pct	off	def	tot	avg								
GARDNER-WEBB	11/13/15	*	22	3-6	.500	0-0	.000	5-7	.714	2	4	6	6.0	0	0	1	0	0	11	11.0	
COPPIN STATE	11/15/15	*	8	1-2	.500	0-0	.000	0-0	.000	2	3	5	5.5	3	0	1	0	0	2	6.5	
at Marquette	11/19/15	*	21	4-6	.667	0-0	.000	2-2	1.000	1	6	7	6.0	1	2	0	0	2	10	7.7	
vs DAYTON	11/26/15	*	23	1-2	.500	0-0	.000	4-4	1.000	1	7	8	6.5	3	0	1	0	0	6	7.3	
vs NOTRE DAME	11/27/15	*	24	7-9	.778	0-0	.000	0-0	.000	4	6	10	7.2	4	0	1	1	1	14	8.6	
vs WICHITA STATE	11/29/15	*	33	4-7	.571	0-0	.000	7-10	.700	5	2	7	7.2	2	2	3	0	0	15	9.7	
FLORIDA STATE	12/02/15	*	33	3-5	.600	0-0	.000	5-5	1.000	5	5	10	7.6	4	1	1	0	1	11	9.9	
UMKC	12/05/15	*	22	2-7	.286	0-0	.000	0-0	.000	2	4	6	7.4	1	1	1	0	0	4	9.1	
WESTERN ILLINOIS	12/07/15	*	18	4-6	.667	0-0	.000	2-2	1.000	3	1	4	7.0	1	1	1	0	1	10	9.2	
at Iowa State	12/10/15	*	35	5-9	.556	0-0	.000	2-2	1.000	1	4	5	6.8	3	1	3	1	0	12	9.5	
vs Drake	12/19/15	*	12	2-5	.400	0-0	.000	0-0	.000	1	0	1	6.3	1	1	1	0	1	4	9.0	
TENNESSEE TECH	12/22/15	*	18	3-4	.750	0-0	.000	1-2	.500	2	4	6	6.3	1	2	0	0	1	7	8.8	
MICHIGAN STATE	12/29/15	*	22	4-6	.667	0-0	.000	0-0	.000	2	3	5	6.2	4	0	0	0	0	8	8.8	
at Purdue	01/02/16	*	25	3-7	.429	0-0	.000	0-0	.000	3	4	7	6.2	1	0	2	0	1	6	8.6	
NEBRASKA	01/05/16	*	31	2-7	.286	0-0	.000	4-5	.800	2	4	6	6.2	3	0	1	1	0	8	8.5	
at Michigan State	01/14/16	*	31	2-6	.333	0-0	.000	0-2	.000	4	4	8	6.3	3	2	1	1	0	4	8.3	
MICHIGAN	01/17/16	*	28	5-7	.714	0-0	.000	2-2	1.000	2	4	6	6.3	1	2	0	0	1	12	8.5	
at RUTGERS	01/21/16	*	22	3-5	.600	0-0	.000	6-6	1.000	4	7	11	6.6	3	1	1	2	1	12	8.7	
Totals			18	428	58-106	.547	0-0	.000	40-49	.816	46	72	118	6.6	39	16	19	6	10	156	8.7

Games played: 18  
 Minutes/game: 23.8  
 Points/game: 8.7  
 FG Pct: 54.7  
 FT Pct: 81.6

Rebounds/game: 6.6  
 Assists/game: 0.9  
 Turnovers/game: 1.1  
 Assist/turnover ratio: 0.8  
 Steals/game: 0.6  
 Blocks/game: 0.3

- Pulled down a team-best 10 rebounds and scored 11 points (3-5 FG, 5-5 FT) in overtime win over Florida State
- Tallied 10 points in win over Western Illinois
- Registered 12 points and five rebounds at #2 Iowa State
- Had seven points, six rebounds, two assists and a steal in win over Tennessee Tech
- Gathered five boards and scored eight points on 4-of-6 shooting from the field in victory over #1 Michigan State
- Notched six points and collected seven rebounds in road victory over #14 Purdue
- Grabbed six boards and tallied eight points, while shooting 4-of-5 from the charity stripe in win over Nebraska
- Collected eight rebounds and rejected one shot in road win over #4 Michigan State
- Tallied 12 points and grabbed a team-high six rebounds in win over Michigan
- Scored 12 points and matched a career-high in rebounds (11) to record third double-double of the year in road win over Rutgers; shot 6-of-6 from the charity stripe

#### Personal Bests

**Points:** 16, 2x, last vs. Maryland, 2/8/15  
**Rebounds:** 11, 3x, last vs. Rutgers, 1/21/16  
**FGM:** 8 vs. Tennessee, 3/19/14  
**FGA:** 11 vs. Tennessee, 3/19/14  
**FTM:** 7, 3x, last vs. Wichita State, 11/29/15  
**FTA:** 12 vs. Michigan State, 1/28/14  
**Assists:** 6 at Michigan, 2/5/15  
**Steals:** 3, 2x, last at Nebraska, 2/23/15  
**Blocks:** 3, 3x, last vs. Penn State, 1/31/13  
**Minutes:** 35 vs. Iowa State, 12/10/15

#### CAREER STATISTICS

YEAR	G/GS	FG-A	PCT	3-PT	PCT	FT-A	PCT	RB	AVG	PF-FO	AS	TO	BK	ST	PTS	AVG
Fresh.	38/38	81-166	.488	0-0	.000	26-51	.510	181	4.8	96-1	22	48	29	16	188	4.9
Soph.	33/33	70-136	.515	0-0	.000	49-69	.710	130	3.9	84-2	27	34	19	18	189	5.7
Junior	34/33	87-178	.489	0-0	.000	49-85	.576	176	5.2	92-3	30	47	13	19	223	6.6
Senior	18/18	58-106	.547	0-0	.000	40-49	.816	118	6.6	39-0	16	19	6	10	156	8.7
<b>TOTALS</b>	<b>123/122</b>	<b>296-586</b>	<b>.505</b>	<b>0-0</b>	<b>.000</b>	<b>164-254</b>	<b>.646</b>	<b>605</b>	<b>4.9</b>	<b>311-6</b>	<b>95</b>	<b>148</b>	<b>67</b>	<b>63</b>	<b>756</b>	<b>6.1</b>



# IOWA HAWKEYE BASKETBALL

## Game-by-Game Results

Overall: 15-3      Big Ten: 6-0      Home: 9-0      Away: 4-1      Neutral: 2-2

Date	Opponent	Result	Attend.	Top Scorer	Top Rebounder
Nov. 13	Gardner-Webb	W, 76-59	14,209	21, Jarrod Uthoff	8, Ahmad Wagner
Nov. 15	Coppin State	W, 103-68	12,350	20, Brady Ellingson	7, Dale Jones/Jarrod Uthoff
Nov. 19	at Marquette	W, 89-61	13,297	20, Peter Jok	7, Adam Woodbury
^ Nov. 26	vs. Dayton	L, 77-82	4,871	18, Jarrod Uthoff	8, Adam Woodbury
^ Nov. 27	vs. #17 Notre Dame	L, 62-68	4,508	20, Jarrod Uthoff	10, Adam Woodbury
^ Nov. 29	vs. #20 Wichita State	W, 84-61	2,031	22, Jarrod Uthoff	7, Jarrod Uthoff/Adam Woodbury
\$ Dec. 2	Florida State	W, 78-75 (OT)	11,247	24, Peter Jok	10, Adam Woodbury
Dec. 5	UMKC	W, 95-75	11,763	14, Nicholas Baer/Dom Uhl	10, Dom Uhl
Dec. 7	Western Illinois	W, 90-56	11,395	27, Jarrod Uthoff	9, Jarrod Uthoff
+ Dec. 10	at #2 Iowa State	L, 82-83	14,384	32, Jarrod Uthoff	9, Jarrod Uthoff
# Dec. 19	vs. Drake	W, 70-64	15,424	17, Mike Gesell	8, Dom Uhl
Dec. 22	Tennessee Tech	W, 85-63	14,432	21, Peter Jok	7, Dom Uhl
* Dec. 29	#1 Michigan State	W, 83-70	15,400	25, Mike Gesell	5, Baer/Uthoff/Woodbury
* Jan. 2	at #14 Purdue	W, 70-63	14,846	25, Jarrod Uthoff	9, Peter Jok
* Jan. 5	Nebraska	W, 77-66	11,736	25, Jarrod Uthoff	8, Dom Uhl/Jarrod Uthoff
* Jan. 14	at #4 Michigan State	W, 76-59	14,797	23, Peter Jok	10, Jarrod Uthoff
* Jan. 17	Michigan	W, 82-71	15,400	23, Jarrod Uthoff	6, Adam Woodbury
* Jan. 21	at Rutgers	W, 90-76	4,209	29, Peter Jok	11, Adam Woodbury

^ - *Advocare Invitational -- Orlando, Florida*

\$ - *Big Ten/ACC Challenge*

+ - *Iowa Corn Cy-Hawk Series*

# - *Hy-Vee Big Four Classic -- Des Moines, Iowa*

\* - *Big Ten Conference Game*

% - *Big Ten Tournament -- Indianapolis*

Attendance Summary	Games	Totals	Average
Home	9	117,972	13,108
Away	5	57,324	14,331
Neutral	4	31,043	7,760
<b>Totals</b>	<b>18</b>	<b>206,330</b>	<b>11,463</b>



# IOWA HAWKEYE BASKETBALL

## Game-by-Game Statistics

Team	Score	FG-A	PCT	3-PT. FG	PCT	FT-A	PCT	REB	PF	AS	TO	BS	ST
at Iowa	76	24-59	.407	7-24	.292	21-28	.750	46	19	15	14	6	8
Gardner-Webb	59	19-60	.317	6-23	.261	15-21	.714	39	28	10	17	0	7
at Iowa	103	40-72	.556	12-28	.429	11-20	.550	51	18	31	11	6	5
Coppin State	68	24-74	.324	8-28	.286	12-22	.545	44	20	13	12	0	6
Iowa	89	36-66	.545	12-22	.545	5-7	.714	33	17	25	12	2	14
at Marquette	61	22-57	.386	7-30	.233	10-14	.714	32	14	14	19	2	6
Iowa	77	27-62	.435	12-24	.500	11-17	.647	33	22	19	12	3	6
vs. Dayton	82	27-55	.491	7-20	.350	21-27	.778	39	21	11	16	1	7
Iowa	62	25-66	.379	6-24	.250	6-9	.667	40	19	13	7	6	4
vs. #17 Notre Dame	68	25-55	.455	8-25	.320	10-15	.667	36	15	13	7	4	1
Iowa	84	28-52	.538	8-18	.444	20-24	.833	38	18	16	12	5	4
vs. #20 Wichita State	61	21-59	.356	6-22	.273	13-17	.765	30	17	11	11	1	6
at Iowa	78	27-64	.422	5-21	.238	19-26	.731	42	17	15	12	4	9
Florida State	75	29-76	.382	5-23	.217	12-15	.800	49	22	16	14	2	5
at Iowa	95	34-72	.472	12-25	.480	15-19	.789	42	15	22	6	8	6
UMKC	75	29-66	.439	7-18	.389	10-16	.625	38	18	12	12	3	5
at Iowa	90	33-66	.500	10-23	.435	14-19	.737	45	11	20	11	5	10
Western Illinois	56	23-66	.348	6-22	.273	4-7	.571	35	20	13	16	2	5
Iowa	82	31-65	.477	11-27	.407	9-10	.900	37	14	18	17	6	4
at #2 Iowa State	83	34-70	.486	9-30	.300	6-11	.545	36	11	17	13	3	10
Iowa	70	28-60	.467	8-21	.381	6-8	.750	31	12	12	3	14	4
vs. Drake	64	24-60	.400	11-26	.423	5-8	.625	39	12	14	11	3	0
at Iowa	85	32-70	.457	11-30	.367	10-13	.769	41	15	19	10	4	8
Tennessee Tech	63	22-57	.386	8-26	.308	11-16	.688	37	14	11	18	1	4
at Iowa	83	27-56	.482	6-13	.462	23-31	.742	35	20	15	12	11	8
#1 Michigan State	70	27-64	.422	3-13	.231	13-20	.650	41	27	11	16	5	7
Iowa	70	25-58	.431	7-19	.368	13-20	.650	37	16	14	9	9	10
at #14 Purdue	63	23-59	.390	8-25	.320	9-15	.600	38	18	17	14	5	4
at #19 Iowa	77	23-53	.434	7-17	.412	24-32	.750	37	15	14	7	7	4
Nebraska	66	25-58	.431	7-20	.350	9-16	.563	34	26	8	9	2	4
#16 Iowa	76	28-65	.431	10-22	.455	10-16	.625	39	16	15	9	4	7
at #4 Michigan State	59	23-55	.418	4-21	.190	9-13	.692	35	19	14	16	4	3
at #16 Iowa	82	31-61	.508	10-22	.455	10-11	.909	27	13	19	4	3	8
Michigan	71	25-54	.463	10-28	.357	11-14	.786	33	14	18	13	3	1
#9 Iowa	90	31-65	.477	11-29	.379	17-21	.810	38	11	19	8	6	7
at Rutgers	76	31-64	.484	4-17	.235	10-13	.769	33	18	17	11	4	4



# IOWA HAWKEYE BASKETBALL

## Season & Career Bests

### Season Bests

Player	Points	3-Pointers	Rebounds	Assists	Blocks	Steals
Nicholas Baer	19, Tennessee Tech	4, UMKC	7, Drake	2, twice	6, Drake	2, twice
Anthony Clemmons	20, Rutgers	2, three times	5, Tennessee Tech	7, at Marquette	1, five times	4, Purdue
Brady Ellingson	20, Coppin State	3, Dayton	3, twice	2, twice	---	1, three times
Andrew Fleming	6, UMKC	1, three times	6, Coppin State	4, Coppin State	---	---
Mike Gesell	25, Michigan State	2, Drake	7, Purdue	12, Coppin State	1, five times	4, at Marquette
Brandon Hutton	---	---	---	---	---	---
Peter Jok	29, Rutgers	5, twice	9, Purdue	4, Michigan State	---	4, Florida State
Dale Jones	16, Coppin State	4, Coppin State	7, Coppin State	2, Coppin State	1, twice	1, Dayton
Isaiah Moss	---	---	---	---	---	---
Michael Soukup	3, UMKC	1, UMKC	1, Coppin State	1, twice	---	---
Steven Soukup	---	---	2, Coppin State	1, Coppin State	---	---
Dom Uhl	18, Coppin State	3, Coppin State	10, UMKC	3, twice	3, Western Illinois	3, at Marquette
Okey Ukah	6, Coppin State	---	1, twice	---	---	1, twice
Jarrod Uthoff	32, Iowa State	5, at Iowa State	9, twice	3, three times	6, Michigan State	2, four times
Ahmad Wagner	9, UMKC	---	8, Gardner-Webb	3, UMKC	2, twice	2, twice
Christian Williams	5, Coppin State	1, Coppin State	3, Gardner-Webb	2, Coppin State	---	1, twice
Adam Woodbury	15, Wichita State	---	11, Rutgers	2, four times	2, Rutgers	2, at Marquette

### Career Bests

Player	Points	3-Pointers	Rebounds	Assists	Blocks	Steals
Nicholas Baer	19, Tenn. Tech, '15	4, UMKC, '15	7, Drake, '15	2, twice	6, Drake, '15	2, twice
Anthony Clemmons	20, Rutgers '16	3, twice	5, three times	9, Coppin St., '12	2, Omaha, '13	4, Purdue, '16
Brady Ellingson	20, Coppin St., '15	3, Dayton, '15	3, twice	2, three times	---	1, five times
Andrew Fleming	6, UMKC, '15	1, three times	6, Coppin St., '15	4, Coppin St., '15	---	---
Mike Gesell	25, Michigan State, '15	4, twice	7, Purdue, '16	12, Coppin St., '15	1, 24 times	5, Penn State, '15
Brandon Hutton	---	---	---	---	---	---
Peter Jok	29, Rutgers, '16	5, twice	9, twice	4, four times	1, six times	4, Florida State, '15
Dale Jones	16, Coppin St., '15	4, Coppin St., '15	7, Coppin St., '15	2, Coppin St., '15	1, twice	1, Dayton, '15
Isaiah Moss	---	---	---	---	---	---
Michael Soukup	3, UMKC, '15	1, UMKC, '15	1, Coppin St., '15	1, twice	---	---
Steven Soukup	---	---	2, Coppin St., '15	1, Coppin St., '15	---	---
Dom Uhl	18, Coppin St., '15	3, Coppin St., '15	10, UMKC, '15	3, twice	3, Western Illinois, '15	3, Marquette, '15
Okey Ukah	6, Coppin St., '15	---	3, Rutgers	1, Rutgers, '15	1, UMES, '13	1, four times
Jarrod Uthoff	32, Iowa State, '15	5, twice	12, North Florida, '14	5, twice	6, Michigan State, '15	4, Rutgers, '15
Ahmad Wagner	9, UMKC, '15	---	8, GWU, '15	3, UMKC, '15	2, twice	2, twice
Christian Williams	5, Coppin St., '15	1, Coppin St., '15	3, GWU, '15	2, Coppin St., '15	---	1, twice
Adam Woodbury	16, twice	---	11, three times	6, Michigan, '15	3, three times	3, twice



# IOWA HAWKEYE BASKETBALL

## Season Highs And Lows/Specialty Statistics

CATEGORY	IOWA		OPPONENTS	
<u>Points</u>	High	103	Coppin State	83
	Low	62	Notre Dame	56
<u>FG Made</u>	High	40	Coppin State	34
	Low	23	Nebraska	19
<u>FG Att.</u>	High	72	2x, last vs. UMKC	76
	Low	52	Wichita State	54
<u>FG%</u>	High	.556	Coppin State	.491
	Low	.379	Notre Dame	.317
<u>3FG Made</u>	High	12	4x, last vs. UMKC	11
	Low	5	Florida State	3
<u>3FG Att.</u>	High	30	Tennessee Tech	30
	Low	13	Michigan State	13
<u>3FG%</u>	High	.545	Marquette	.423
	Low	.238	Florida State	.190
<u>FTM</u>	High	24	Nebraska	21
	Low	5	Marquette	4
<u>FTA</u>	High	32	Nebraska	27
	Low	7	Marquette	7
<u>FT% (min. 10)</u>	High	.909	Michigan	.800
	Low	.550	Coppin State	.545
<u>Off. Reb.</u>	High	16	2x, last vs. UMKC	19
	Low	7	2x, last vs. Michigan	8
<u>Def. Reb.</u>	High	41	Coppin State	30
	Low	20	Michigan	16
<u>Total Reb.</u>	High	51	Coppin State	49
	Low	27	Michigan	30
<u>Assists</u>	High	31	Coppin State	19
	Low	12	Drake	8
<u>Steals</u>	High	14	Marquette	10
	Low	4	5x, last vs. Nebraska	0
<u>Blocks</u>	High	14	Drake	5
	Low	2	Marquette	0
<u>Turnovers</u>	High	17	Iowa State	19
	Low	3	Drake	7
<u>Fouls</u>	High	22	Dayton	28
	Low	11	2x, last vs. Rutgers	12

### GAME-BY-GAME SPECIALTY STATS

Date	Opponent	Pts. Off	Pts. in	2nd	Bench
		TO's	Paint	Chance	Points
		IA-Opp.	IA-Opp.	IA-Opp.	IA-Opp.
11/13	Gardner-Webb	21-11	28-16	12-14	26-21
11/15	Coppin State	19-7	50-30	9-7	58-30
11/19	at Marquette	22-11	42-28	9-7	22-16
11/26	Dayton	15-16	14-34	20-12	23-13
11/27	#17 Notre Dame	11-9	22-26	10-8	3-14
11/29	#20 Wichita State	17-22	26-28	17-17	16-41
12/2	Florida State	19-10	30-46	6-13	8-14
12/5	UMKC	17-6	34-44	23-18	53-29
12/7	Western Illinois	24-7	40-28	11-15	33-22
12/10	at #2 Iowa State	19-32	28-42	11-20	4-19
12/19	vs. Drake	18-0	38-22	12-9	25-11
12/22	Tennessee Tech	17-11	34-20	19-6	31-24
12/29	#1 Michigan State	21-16	30-44	15-18	3-4
1/2	at #14 Purdue	22-7	24-24	11-12	13-39
1/5	Nebraska	11-9	20-30	8-7	5-4
1/14	at #4 Michigan St	17-3	22-38	10-7	13-16
1/17	Michigan	16-6	34-24	8-12	22-18
1/21	at Rutgers	14-11	38-46	17-12	9-26

## IOWA AND OPPONENT INDIVIDUAL HIGH PERFORMANCES

CATEGORY	IOWA	OPPONENTS
<u>Points</u>	32	Jarrold Uthoff vs. Iowa State 25
<u>Field Goals Made</u>	12 (12-20)	Jarrold Uthoff vs. Iowa State 11 (11-21)
<u>Field Goals Attempted</u>	20 (9-20)	2x, last by Jarrod Uthoff vs. Michigan 21 (11-21)
<u>Field Goal Percentage (min. 5 made)</u>	.875 (7-8)	2x, last by Mike Gesell vs. Drake .833 (5-6)
<u>3-Point Field Goals Made</u>	5 (5-9)	2x, last by Peter Jok vs. Rutgers 6 (6-10)
<u>3-Point Field Goals Attempted</u>	10 (5-10)	Peter Jok vs. Tennessee Tech 10 (6-10)
<u>3-Point Field Goals Pct. (min. 4 made)</u>	.800 (4-5)	2x, last by Jarrod Uthoff vs. Western Illinois .667 (4-6)
<u>Free Throws Made</u>	11 (11-13)	2x, last by Mike Gesell vs. Nebraska 7 (7-8)
<u>Free Throws Attempted</u>	14 (10-14)	Jarrold Uthoff vs. Purdue 8 (7-8)
<u>Free Throw Pct. (min. 7 made)</u>	1.000 (7-7)	Jarrold Uthoff vs. Gardner-Webb .875 (7-8)
<u>Offensive Rebounds</u>	6	Ahmad Wagner vs. Gardner-Webb 8
<u>Defensive Rebounds</u>	8	Dom Uhl vs. UMKC 8
<u>Total Rebounds</u>	11	Adam Woodbury vs. Rutgers 12
<u>Assists</u>	12	Mike Gesell vs. Coppin State 9
<u>Steals</u>	4	3x, last by Anthony Clemmons vs. Purdue 3
<u>Blocks</u>	6	2x, last by Jarrod Uthoff vs. Michigan State 3
<u>Turnovers</u>	8	Jarrold Uthoff vs. Michigan State 7
		Haanif Cheatham (Marquette)



# IOWA HAWKEYE BASKETBALL

## 2015-16 Iowa Record When...

When playing at home:	9-0	When leading at the half:	12-1	When wearing White:	9-1
When playing on the road:	4-1	When trailing at the half:	2-2	When wearing Black:	3-2
When playing on a neutral court:	2-2	When tied at the half:	1-0	When wearing Gold:	3-0
When Iowa scores 100 points or more:	1-0	Iowa field goal percentage at home:	271-576	.470	
When Iowa scores 90-99 points:	3-0	Iowa field goal percentage on road:	259-559	.463	
When Iowa scores 80-89 points:	5-1	Iowa 3-point percentage at home:	80-203	.394	
When Iowa scores 70-79 points:	6-1	Iowa 3-point percentage on road:	85-206	.413	
When Iowa scores under 70 points:	0-1	Iowa free throw percentage at home:	147-194	.758	
		Iowa free throw percentage on road:	97-132	.735	
When opponent scores 100 points or more:	0-0	On Sunday:	3-0		
When opponent scores 90-99 points:	0-0	On Monday:	1-0		
When opponent scores 80-89 points:	0-2	On Tuesday:	3-0		
When opponent scores 70-79 points:	5-0	On Wednesday:	1-0		
When opponent scores 60-69 points:	7-1	On Thursday:	3-2		
When opponent scores fewer than 60 points:	3-0	On Friday:	1-1		
When Iowa shoots at least 50% from the field:	5-0	On Saturday:	3-0		
When Iowa shoots less than 50% from the field:	10-3	On BTN:	6-0		
When opponent shoots at least 50% from the field:	0-0	On CBS:	0-0		
When opponent shoots less than 50% from the field:	15-3	On ESPN:	1-0		
When Iowa has higher FG% than opponent:	14-0	On ESPN2:	0-2		
When opponent has higher FG%:	1-3	On ESPNU:	2-0		
When FG% is equal:	0-0	On ESPN3:	5-1		
		On FS1:	1-0		
When Iowa outrebounds opponent:	10-3	On Mediacom:	0-0		
When opponent has more rebounds:	5-0	On NBC SN:	0-0		
When rebounds are equal:	0-0	BTN.com:	0-0		
When Iowa shoots at least 80% from the line:	3-1	Most Points, First Half: 53 vs. Western Illinois			
When Iowa shoots less than 80% from the line:	12-2	Fewest Points, First Half: 20 vs. Purdue			
When opponent shoots at least 80% from the line:	1-0	Most Points Allowed, First Half: 45 vs. Dayton			
When opponent shoots less than 80% from the line:	14-3	Fewest Points Allowed, First Half: 21, 3x, last vs. Tennessee Tech			
When Iowa shoots more free throws than opponent:	10-0	Most Points, Second Half: 51 vs. Coppin State			
When opponent shoots more free throws:	4-3	Fewest Points, Second Half: 29 at Michigan State			
When free throws attempts are equal:	1-0	Most Points Allowed, Second Half: 48 vs. Iowa State			
When Iowa has higher FT% than opponent:	12-1	Fewest Points Allowed, Second Half: 22 vs. Gardner-Webb			
When opponent has higher FT%:	2-1	Largest Halftime Advantage: 30 vs. Coppin State			
When FT% is equal:	1-1	Largest Halftime Deficit: 17 vs. Purdue			
When Iowa shoots at least 50% from 3-point range:	1-1				
When Iowa shoots less than 50% from 3-point range:	14-2				
When opponent shoots at least 50% from 3-point range:	0-0				
When opponent shoots less than 50% from 3-point range:	15-3				
When Iowa has a higher 3-point FG% than opponent:	14-2				
When opponent has a higher 3-point FG%:	1-1				
When 3-point FG% is equal:	0-0				
When Iowa has more assists than opponent:	12-2				
When opponent has more assists:	3-0				
When assists are equal:	0-1				
When Iowa has fewer turnovers than opponent:	14-1				
When opponent has fewer turnovers:	1-1				
When turnovers are equal:	0-1				
When Iowa has more steals than opponent:	12-1				
When opponent has more steals:	2-2				
When steals are equal:	1-0				





# IOWA HAWKEYE BASKETBALL

## Under McCaffery... Iowa Record When . . .

When playing at home:	76-23	When leading at the half:	95-27	When wearing White:	67-25
When playing on the road:	23-36	When trailing at the half:	13-49	When wearing Black:	28-48
When playing on a neutral court:	12-18	When tied at the half:	2-1	When wearing Gold:	15-4
When Iowa scores 100 points or more:	5-0	Iowa field goal percentage at home:	2625-5695	.461	
When Iowa scores 90-99 points:	12-1	Iowa field goal percentage on road:	2188-5145	.425	
When Iowa scores 80-89 points:	32-6	Iowa 3-point percentage at home:	576-1664	.346	
When Iowa scores 70-79 points:	40-20	Iowa 3-point percentage on road:	501-1494	.335	
When Iowa scores under 70 points:	22-51	Iowa free throw percentage at home:	1716-2359	.727	
		Iowa free throw percentage on road:	1282-1788	.717	
When opponent scores 100 points or more:	0-2	On Sunday:	15-15		
When opponent scores 90-99 points:	1-8	On Monday:	9-2		
When opponent scores 80-89 points:	0-16	On Tuesday:	17-12		
When opponent scores 70-79 points:	23-30	On Wednesday:	12-12		
When opponent scores 60-69 points:	35-20	On Thursday:	14-16		
When opponent scores fewer than 60 points:	52-2	On Friday:	12-9		
When Iowa shoots at least 50% from the field:	31-6	On Saturday:	30-11		
When Iowa shoots less than 50% from the field:	80-72	On BTN:	41-40		
When opponent shoots at least 50% from the field:	3-33	On CBS:	1-0		
When opponent shoots less than 50% from the field:	108-45	On ESPN:	8-9		
When Iowa has higher FG% than opponent:	97-15	On ESPN2:	8-10		
When opponent has higher FG%:	13-61	On ESPNU:	12-8		
When FG% is equal:	2-1	On FS1:	1-0		
When Iowa outrebounds opponent:	88-29	On Mediacom:	12-0		
When opponent has more rebounds:	21-47	On CBS SN:	1-1		
When rebounds are equal:	2-2	ON NBC SN:	2-1		
When Iowa shoots at least 80% from the line:	30-17	Most Points, First Half: 56 vs. Md. Eastern Shore, '13			
When Iowa shoots less than 80% from the line:	81-61	Fewest Points, First Half: 14 vs. Indiana, '13			
When opponent shoots at least 80% from the line:	20-16	Most Points Allowed, First Half: 55 vs. Michigan State, '12			
When opponent shoots less than 80% from the line:	92-62	Fewest Points Allowed, First Half: 12 vs. UNC Wilmington, '13			
When Iowa shoots more free throws than opponent:	91-29	Most Points, Second Half: 58 vs. SIU-Edwardsville, '10			
When opponent shoots more free throws:	14-46	Fewest Points, Second Half: 15 vs. Northern Iowa, '14			
When free throws attempts are equal:	6-3	Most Points Allowed, Second Half: 61 at Oregon, '12			
When Iowa has higher FT% than opponent:	77-34	Fewest Points Allowed, Second Half: 16 vs. UNI, '10			
When opponent has higher FT%:	32-42	Largest Halftime Advantage: 37 vs. Arkansas-Pine Bluff, '13			
When FT% is equal:	2-2	Largest Halftime Deficit: 22 at Michigan State, '12			
When Iowa shoots at least 50% from 3-point range:	13-6				
When Iowa shoots less than 50% from 3-point range:	97-73				
When opponent shoots at least 50% from 3-point range:	1-14				
When opponent shoots less than 50% from 3-point range:	110-64				
When Iowa has a higher 3-point FG% than opponent:	78-28				
When opponent has a higher 3-point FG%:	30-52				
When 3-point FG% is equal:	0-1				
When Iowa has more assists than opponent:	84-22				
When opponent has more assists:	22-51				
When assists are equal:	5-5				
When Iowa has fewer turnovers than opponent:	75-30				
When opponent has fewer turnovers:	30-40				
When turnovers are equal:	7-7				
When Iowa has more steals than opponent:	71-31				
When opponent has more steals:	33-40				
When steals are equal:	7-6				



# IOWA HAWKEYE BASKETBALL

## Iowa Superlatives Under McCaffery

### TEAM

#### Most Points Scored

- 111 – SIU Edwardsville (11/26/10)
- 109 -- Md. Eastern Shore (11/14/13)
- 105 – Central Arkansas (12/19/11)
- 103 -- Coppin State (11/15/15)**
- 103 -- Abilene Christian (11/17/13)

#### Fewest Points Allowed

- 36 -- Howard (11/15/12)
- 39 -- UNC Wilmington (11/8/13)
- 39 -- Northern Iowa (12/7/10)
- 40 -- Louisiana Monroe (11/16/10)
- 41 -- Abilene Christian (11/17/13)

#### Field Goals Made

- 42 – Central Arkansas (12/19/11)
- 40 -- Coppin State (11/15/15)**
- 38 -- Abilene Christian (11/17/13)
- 37 -- SIU Edwardsville (11/26/10)
- 37 -- Oregon (3/18/12)

#### Field Goals Attempted

- 79 – Oregon (3/18/12)
- 76 -- Central Arkansas (12/19/11)
- 76 -- South Dakota (12/4/12)
- 74 -- Wisconsin (2/6/13)
- 72 -- UMKC (12/5/15)**
- 72 -- Coppin State (11/15/15)**

#### Field Goal Percentage (20 Made)

- .643 -- Maryland (2/8/15)
- .630 -- Indiana (1/29/12)
- .627 -- Michigan (2/5/15)
- .623 -- Abilene Christian (11/17/13)
- .617 -- Arkansas-Pine Bluff (12/22/13)

#### 3-Point Field Goals Made

- 13 – Northern Illinois (11/17/11)
- 12 -- UMKC (12/5/15)**
- 12 -- Dayton (11/26/15)**
- 12 -- Marquette (11/19/15)**
- 12 -- Coppin State (11/15/15)**
- 12 -- Northern Iowa (12/15/12)
- 11 -- Rutgers (1/21/16)**
- 11 -- Tennessee Tech (12/22/15)**
- 11 -- Iowa State (12/10/15)**
- 11 -- Villanova (11/30/13)
- 11 -- SC State (12/19/12)

#### 3-Point Field Goals Attempted

- 30 -- Tennessee Tech (12/22/15)**
- 30 -- Longwood (11/29/14)
- 29 -- Rutgers (1/21/16)**
- 28 -- Coppin State (11/15/15)**
- 28 -- Minnesota (2/13/11)

#### 3-Point FG Percentage (10 Made)

- .619 (13-21) Northern Illinois (11/17/11)
- .588 (10-17) Arkansas-Pine Bluff (12/22/13)
- .588 (10-17) Michigan (2/1/14)
- .556 (10-18) SIUE (11/26/10)
- .556 (10-18) Wisconsin (2/23/12)

#### Free Throws Made

- 38 -- Nebraska-Omaha (11/10/13)
- 32 -- Md. Eastern Shore (11/14/13)
- 31 -- Penn State (2/15/14)
- 31 -- Wichita State (11/21/12)
- 31 -- Penn State (1/31/13)
- 31 -- Nebraska (1/5/15)

#### Free Throws Attempted

- 49 -- Nebraska-Omaha (11/10/13)
- 43 -- UM Eastern Shore (11/14/13)
- 43 -- Michigan State (1/28/14)
- 40 -- Penn (11/22/13)
- 40 -- Penn State (2/15/14)

#### Free Throw Percentage (10 Made)

- 1.000 (15-15) Virginia (3/27/13)
- .929 (26-28) North Florida (12/22/14)
- .926 (25-27) Penn State (2/28/15)
- .923 (12-13) Iowa State (12/12/14)
- .917 (11-12) Michigan St (3/15/13)

#### Most Rebounds

- 57 -- Md. Eastern Shore (11/14/13)
- 56 -- UNC Wilmington (11/8/13)
- 56 -- Brown (12/3/11)
- 56 -- SC State (12/19/12)
- 54 -- Fairleigh Dickinson (12/9/13)
- 54 -- Coppin State (12/22/12)

#### Most Assists

- 32 -- Central Arkansas (12/19/11)
- 31 -- Coppin State (11/15/15)**
- 26 -- Northern Illinois (11/17/11)
- 25 -- Abilene Christian (11/17/13)
- 24 -- SIU Edwardsville (11/26/10)
- 24 -- Md. Eastern Shore (11/14/13)

#### Most Steals

- 19 -- SIU Edwardsville (11/26/10)
- 16 -- UMBC (12/6/14)
- 14 -- Marquette (11/19/15)**
- 14 -- Penn (11/22/13)
- 14 -- Idaho St (12/4/10)
- 14 -- Chicago St (11/11/11)
- 13 -- Rutgers (2/19/15)
- 13 -- IPFW (11/26/11)
- 13 -- UT-Pan American (11/9/12)

#### Most Blocked Shots

- 14 -- Drake (12/19/15)**
- 13 -- Illinois (3/5/13)
- 12 -- UNC Wilmington (11/8/13)
- 12 -- Northern Illinois (11/26/14)
- 11 -- Michigan State (12/29/15)**
- 10 -- Penn State (2/15/14)
- 10 -- UT-Pan American (11/9/12)

#### Fewest Turnovers

- 3 -- Drake (12/19/15)**
- 4 -- Michigan (1/17/16)**
- 4 -- Northwestern (2/15/15)
- 5 -- Davidson (3/20/15)
- 5 -- Abilene Christian (11/17/13)
- 5 -- Drake (12/7/13)
- 5 -- UTEP (11/29/13)
- 5 -- Purdue (3/2/14)
- 5 -- Boise St (12/22/11)
- 10.6 -- UMKC (12/5/15)**
- 6 -- Michigan (2/5/15)
- 6 -- Northwestern (3/7/15)
- 6 -- Penn State (2/15/14)
- 6 -- Tennessee (3/19/14)
- 6 -- Illinois (3/8/12)

### INDIVIDUAL

#### Most Points:

- 33 -- Matt Gatens vs Wisconsin (2/23/12)
- 32 -- Jarrod Uthoff vs. Iowa State (12/10/15)**
- 31 -- Devyn Marble vs Oregon (3/18/12)
- 30 -- Matt Gatens vs Indiana (2/19/12)
- 30 -- Devyn Marble vs. UNI (12/15/12)
- 30 -- Devyn Marble vs. Xavier (11/28/13)
- 29 -- Peter Jok vs. Rutgers (1/21/16)**
- 29 -- Aaron White vs. Illinois (2/25/15)

#### Field Goals Made

- 12 -- Jarrod Uthoff vs. Iowa State (12/10/15)**
- 12 -- Matt Gatens vs Wisconsin (2/23/12)
- 11 -- Aaron White vs. Davidson (3/20/15)
- 11 -- Aaron White vs. Iowa State (12/13/13)
- 10 -- 9x, last by Peter Jok vs. Rutgers (1/21/16)**

#### Field Goals Attempted

- 24 -- Devyn Marble vs. Wisconsin (1/5/14)
- 23 -- Devyn Marble vs. Xavier (11/28/13)
- 23 -- Devyn Marble vs. Villanova (11/30/13)
- 21 -- Matt Gatens vs. Minnesota (1/16/11)
- 20 -- Peter Jok vs. Rutgers (1/21/16)**
- 20 -- Jarrod Uthoff vs. Michigan (1/17/16)**
- 20 -- Jarrod Uthoff vs. Iowa State (12/10/15)**
- 20 -- Peter Jok vs. Florida State (12/3/15)**

#### 3-Point FG Made

- 7 -- Devyn Marble vs Oregon (3/18/12)
- 7 -- Matt Gatens vs Wisconsin (2/23/12)
- 7 -- Matt Gatens vs Indiana (2/19/12)
- 6 -- Devyn Marble vs. SCSU (12/19/12)
- 6 -- Devyn Marble vs. Michigan (2/8/14)
- 6 -- Josh Oglesby at Indiana (1/12/12)

#### 3-Point Field Goals Attempted

- 11 -- Jarrod Uthoff vs. N'western (2/15/15)
- 11 -- Josh Oglesby at Wisconsin (2/6/13)
- 11 -- Matt Gatens vs Minnesota (2/13/11)
- 10 -- 9x, last by Peter Jok vs. Tenn. Tech (12/22/15)**

#### Free Throws Made

- 14 -- Roy Devyn Marble vs. UNI (12/15/12)
- 14 -- Aaron White vs. Texas (11/20/14)
- 13 -- Aaron White vs. Wisconsin (1/19/13)
- 12 -- Devyn Marble vs. Indiana (12/31/12)
- 12 -- Aaron White vs. Nebraska (1/5/15)
- 12 -- Gabriel Olaseni vs. Nebraska (1/5/15)

#### Most Rebounds:

- 17 -- Aaron White vs. Iowa State (12/13/13)
- 16 -- Gabriel Olaseni at Purdue (1/24/15)
- 15 -- Aaron White vs. Omaha (11/10/13)
- 15 -- Jarryd Cole vs. UNI (12/7/10)
- 14 -- Aaron White at Penn State (2/28/15)
- 14 -- Melsahn Basabe vs Iowa St (12/10/10)

#### Most Assists

- 12 -- Mike Gesell vs. Coppin State (11/15/15)**
- 11 -- Devyn Marble vs. Wisconsin (2/22/14)
- 11 -- Bryce Cartwright vs Dayton (3/13/12)
- 10 -- Mike Gesell vs. Nebraska (1/5/16)**
- 10 -- Mike Gesell vs. Tenn. Tech (12/22/15)**
- 10 -- Bryce Cartwright at Oregon (3/18/12)
- 10 -- Bryce Cartwright vs Mich St (2/2/11)

#### Most Steals

- 7 -- Eric May vs SIUE (11/26/10)
- 6 -- Roy Devyn Marble vs. Penn (11/22/13)
- 6 -- Eric May at Wake Forest (11/30/10)
- 5 -- Jarryd Cole at Mich St (3/2/11)
- 5 -- Matt Gatens vs Idaho St (12/4/10)
- 5 -- Aaron White vs. North Florida (12/22/14)
- 5 -- Mike Gesell at Penn State (2/28/15)

#### Most Blocks

- 7 -- Melsahn Basabe vs. Iowa St (12/10/10)
- 7 -- Gabriel Olaseni vs. Illinois (3/5/13)
- 6 -- Jarrod Uthoff vs. Michigan State (12/29/15)**
- 6 -- Nicholas Baer vs. Drake (12/19/15)**
- 6 -- Melsahn Basabe vs Ohio St (1/4/11)
- 5 -- 10x, last by Jarrod Uthoff vs. Purdue (1/2/16)







# Game 9 - Iowa 90, Western Illinois 56

Official Basketball Box Score -- Game Totals -- Final Statistics  
Western Illinois vs Iowa  
12/07/15 6 p.m. at Carver-Hawkeye Arena - Iowa City, IA

## Western Illinois 56 • 6-2

Table with columns: #, Player, Total FG-FGA, 3-Ptr FG-FGA, FT-FTA, Rebounds (Off, Def, Tot), PF, TP, A, TO, Blk, Stl, Min. Includes player stats for Tate Stensgaard, Brandon Gilbeck, Jabari Sandifer, etc.

FG % 1st Half: 13-33 39.4% 2nd half: 10-33 30.3% Game: 23-66 34.8%  
3FG % 1st Half: 3-9 33.3% 2nd half: 3-13 23.1% Game: 6-22 27.3%  
FT % 1st Half: 3-4 75.0% 2nd half: 1-3 33.3% Game: 4-7 57.1%

## Iowa 90 • 7-2

Table with columns: #, Player, Total FG-FGA, 3-Ptr FG-FGA, FT-FTA, Rebounds (Off, Def, Tot), PF, TP, A, TO, Blk, Stl, Min. Includes player stats for Uthoff, Jarrod, Woodbury, Adam, Clemmons, Anthony, etc.

FG % 1st Half: 21-36 58.3% 2nd half: 12-30 40.0% Game: 33-66 50.0%  
3FG % 1st Half: 6-13 46.2% 2nd half: 4-10 40.0% Game: 10-23 43.5%  
FT % 1st Half: 5-8 62.5% 2nd half: 9-11 81.8% Game: 14-19 73.7%

Officials: Ray Perone, Brian Dorsey, Rob Rley  
Technical fouls: Western Illinois-None. Iowa-None.  
Attendance: 11395  
Fouled Out - Western Illinois: Gilbeck (04:34)

Score by periods table with columns: 1st, 2nd, Total. Shows scores for Western Illinois (32, 24, 56) and Iowa (53, 37, 90).

Points in Paint table with columns: In Paint, Off T/O, 2nd Chance, Fast Break, Bench. Shows stats for WIU and IOWA.

Last FG - WIU 2nd-00:52, IOWA 2nd-02:20.  
Largest lead - WIU None, IOWA by 39 2nd-04:08.  
IOWA led for 00:00. IOWA led for 39:53. Game was tied for 00:07.

# Game 11 - Iowa 70, Drake 64

Official Basketball Box Score -- Game Totals -- Final Statistics  
Drake vs Iowa  
12-19-15 3:31 p.m. at Wells Fargo Arena - Des Moines, Iowa

## Drake 64 • 4-7

Table with columns: #, Player, Total FG-FGA, 3-Ptr FG-FGA, FT-FTA, Rebounds (Off, Def, Tot), PF, TP, A, TO, Blk, Stl, Min. Includes player stats for Woodward, Graham, Enevold, Jacob, etc.

FG % 1st Half: 11-30 36.7% 2nd half: 13-32 43.3% Game: 24-60 40.0%  
3FG % 1st Half: 6-14 42.9% 2nd half: 5-12 41.7% Game: 11-26 42.3%  
FT % 1st Half: 2-3 66.7% 2nd half: 3-5 60.0% Game: 5-8 62.5%

## Iowa 70 • 8-3

Table with columns: #, Player, Total FG-FGA, 3-Ptr FG-FGA, FT-FTA, Rebounds (Off, Def, Tot), PF, TP, A, TO, Blk, Stl, Min. Includes player stats for Clemmons, Anthony, Gesell, Mike, etc.

FG % 1st Half: 11-28 39.3% 2nd half: 17-32 53.1% Game: 28-60 46.7%  
3FG % 1st Half: 3-11 27.3% 2nd half: 5-10 50.0% Game: 8-21 38.1%  
FT % 1st Half: 5-6 83.3% 2nd half: 1-2 50.0% Game: 6-8 75.0%

Officials: Kelly Pfeiffer, Bobby Daw, Toby Martinez  
Technical fouls: Drake-None. Iowa-None.  
Attendance: 15424  
Hy-Vee Big Four Classic  
Fouled Out: none

Score by periods table with columns: 1st, 2nd, Total. Shows scores for Drake (30, 34, 64) and Iowa (30, 40, 70).

Points in Paint table with columns: In Paint, Off T/O, 2nd Chance, Fast Break, Bench. Shows stats for Drake and Iowa.

Last FG - DU 2nd-01:37, IOWA 2nd-00:30.  
Largest lead - DU by 6 1st-18:18, IOWA by 11 2nd-08:51.

Score tied - 6 times.  
Lead changed - 7 times.

# Game 10 - #2 Iowa State 83, Iowa 82

Official Basketball Box Score -- Game Totals -- Final Statistics  
Iowa vs Iowa State  
12-10-15 6:31 p.m. at Hilton Coliseum - Ames, Iowa

## Iowa 82 • 7-3

Table with columns: #, Player, Total FG-FGA, 3-Ptr FG-FGA, FT-FTA, Rebounds (Off, Def, Tot), PF, TP, A, TO, Blk, Stl, Min. Includes player stats for Clemmons, Anthony, Gesell, Mike, etc.

FG % 1st Half: 19-32 59.4% 2nd half: 12-33 36.4% Game: 31-65 47.7%  
3FG % 1st Half: 6-16 37.5% 2nd half: 5-11 45.5% Game: 11-27 40.7%  
FT % 1st Half: 5-6 83.3% 2nd half: 4-4 100.0% Game: 9-10 90.0%

## Iowa State 83 • 8-0

Table with columns: #, Player, Total FG-FGA, 3-Ptr FG-FGA, FT-FTA, Rebounds (Off, Def, Tot), PF, TP, A, TO, Blk, Stl, Min. Includes player stats for McKay, Jameel, Nader, Abdel, etc.

FG % 1st Half: 15-32 46.9% 2nd half: 19-38 50.0% Game: 34-70 48.6%  
3FG % 1st Half: 5-13 38.5% 2nd half: 4-17 23.5% Game: 9-30 30.0%  
FT % 1st Half: 0-2 0.0% 2nd half: 6-9 66.7% Game: 6-11 54.5%

Officials: Mark Whitehead, Tom Eades, Terry Oglesby  
Technical fouls: Iowa-None. Iowa State-None.  
Attendance: 14384  
AP Ranking: ISU #4  
Fouled Out: none

Score by periods table with columns: 1st, 2nd, Total. Shows scores for Iowa (49, 33, 82) and Iowa State (35, 48, 83).

Points in Paint table with columns: In Paint, Off T/O, 2nd Chance, Fast Break, Bench. Shows stats for Iowa and Iowa State.

Last FG - IOWA 2nd-02:36, ISU 2nd-00:09.  
Largest lead - IOWA by 20 1st-04:42, ISU by 2 1st-18:57.  
IOWA led for 37:00. ISU led for 00:39. Game was tied for 02:21.

Score tied - 2 times.  
Lead changed - 2 times.

# Game 12 - Iowa 85, Tennessee Tech 63

Official Basketball Box Score -- Game Totals -- Final Statistics  
Tennessee Tech vs Iowa  
12/22/15 7:35 p.m. at Carver-Hawkeye Arena - Iowa City, IA

## Tennessee Tech 63 • 8-5

Table with columns: #, Player, Total FG-FGA, 3-Ptr FG-FGA, FT-FTA, Rebounds (Off, Def, Tot), PF, TP, A, TO, Blk, Stl, Min. Includes player stats for Martin, Ryan, Morse, Anthony, etc.

FG % 1st Half: 8-25 32.0% 2nd half: 14-32 43.8% Game: 22-57 38.6%  
3FG % 1st Half: 3-10 30.0% 2nd half: 5-16 31.3% Game: 8-26 30.8%  
FT % 1st Half: 2-4 50.0% 2nd half: 9-12 75.0% Game: 11-16 68.8%

## Iowa 85 • 9-3

Table with columns: #, Player, Total FG-FGA, 3-Ptr FG-FGA, FT-FTA, Rebounds (Off, Def, Tot), PF, TP, A, TO, Blk, Stl, Min. Includes player stats for Uthoff, Jarrod, Woodbury, Adam, etc.

FG % 1st Half: 17-37 45.9% 2nd half: 15-33 45.5% Game: 32-70 45.7%  
3FG % 1st Half: 5-16 31.3% 2nd half: 6-14 42.9% Game: 11-30 36.7%  
FT % 1st Half: 4-4 100.0% 2nd half: 6-9 66.7% Game: 10-13 76.9%

Officials: Bo Boroski, Steve McLunkins, Rob Kueneman  
Technical fouls: Tennessee Tech-None. Iowa-None.  
Attendance: 14432

Score by periods table with columns: 1st, 2nd, Total. Shows scores for Tennessee Tech (21, 42, 63) and Iowa (43, 42, 85).

Points in Paint table with columns: In Paint, Off T/O, 2nd Chance, Fast Break, Bench. Shows stats for Tennessee Tech and Iowa.

Last FG - TTU 2nd-00:07, IOWA 2nd-03:08.  
Largest lead - TTU by 4 1st-14:05, IOWA by 28 2nd-13:23.  
TTU led for 02:34. IOWA led for 34:39. Game was tied for 02:47.

Score tied - 4 times.  
Lead changed - 4 times.



## Game 17 - Iowa 82, Michigan 71

### Official Basketball Box Score -- Game Totals -- Final Statistics

#### Michigan vs Iowa

01/17/16 3:35 p.m. at Carver-Hawkeye Arena - Iowa City, IA

Michigan 71 • 13-5, 3-2

#	Player	Total		3-Ptr		Rebounds			PF	TP	A	TO	Blk	Stl	Min
		FG-FGA	FT-FTA	FG-FGA	FT-FTA	Off	Def	Tot							
21	Irvin, Zak	r	3-8	1-2	4-5	1	7	8	1	11	5	3	0	0	30
22	Robinson, Duncan	r	3-9	2-8	3-3	0	2	2	4	11	2	2	0	0	34
34	Donnal, Mark	r	4-7	0-0	0-0	4	4	8	2	8	0	3	0	0	28
10	Walton Jr., Derrick	g	5-14	3-11	3-4	1	3	4	2	16	6	1	0	0	36
12	Abdur-Rahkman, M-A	g	3-5	1-1	0-0	1	2	3	0	7	4	3	2	0	33
05	Wilson, D.J.		1-3	0-1	0-0	1	0	1	0	2	0	0	0	0	6
11	Dakich, Andrew		0-0	0-0	0-0	0	0	0	1	0	0	0	0	0	3
13	Wagner, Moritz		2-2	0-0	0-0	0	1	1	2	4	0	0	0	0	10
24	Dawkins, Aubrey		4-6	3-5	1-2	0	2	2	1	12	1	1	1	1	18
32	Doyle, Ricky		0-0	0-0	0-0	0	0	0	1	0	0	0	0	0	2
	Team					2	2	4							
	Totals		25-54	10-28	11-14	10	23	33	14	71	18	13	3	1	200

FG % 1st Half: 13-26 50.0% 2nd half: 12-28 42.9% Game: 25-54 46.3% Deadball Rebounds 2  
 3FG % 1st Half: 2-9 22.2% 2nd half: 8-19 42.1% Game: 10-28 35.7%  
 FT % 1st Half: 5-8 62.5% 2nd half: 6-6 100.0% Game: 11-14 78.6%

Iowa 82 • 14-3, 5-0

#	Player	Total		3-Ptr		Rebounds			PF	TP	A	TO	Blk	Stl	Min
		FG-FGA	FT-FTA	FG-FGA	FT-FTA	Off	Def	Tot							
20	Uthoff, Jarrod	r	9-20	2-4	3-3	1	3	4	3	23	1	0	1	1	28
34	Woodbury, Adam	c	5-7	0-0	2-2	2	4	6	1	12	2	0	0	1	28
05	Clemmons, Anthony	g	2-6	1-4	0-0	0	1	1	2	5	6	2	1	1	30
10	Gesell, Mike	g	1-4	0-2	2-2	2	3	5	1	4	7	0	1	2	33
14	Jok, Peter	g	6-11	4-6	0-0	0	4	4	3	16	2	1	0	1	28
00	Wagner, Ahmad		2-2	0-0	1-2	0	3	3	2	5	0	0	0	0	11
24	Ellingson, Brady		0-0	0-0	0-0	0	0	0	0	0	0	1	0	0	2
25	Uhl, Dom		4-6	2-2	0-0	1	1	2	0	10	0	0	0	1	20
51	Baer, Nicholas		2-5	1-4	2-2	0	1	1	1	7	1	0	0	1	20
	Team					1	0	1							
	Totals		31-61	10-22	10-11	7	20	27	13	82	19	4	3	8	200

FG % 1st Half: 16-34 47.1% 2nd half: 15-27 55.6% Game: 31-61 50.8% Deadball Rebounds 1  
 3FG % 1st Half: 3-11 27.3% 2nd half: 7-11 63.6% Game: 10-22 45.5%  
 FT % 1st Half: 3-3 100.0% 2nd half: 7-8 87.5% Game: 10-11 90.9%

Officials: Mike Eades, Larry Scrotto, Pat Driscoll

Technical fouls: Michigan-None. Iowa-None.

Attendance: 15400

Score by periods	1st	2nd	Total
Michigan	33	38	71
Iowa	38	44	82

Last FG - MICH 2nd-02:56, IOWA 2nd-01:04.  
 Largest lead - MICH by 2 2nd-15:24, IOWA by 12 1st-11:23.  
 MICH led for 02:20. IOWA led for 35:56. Game was tied for 01:44.

	In	Off	2nd	Fast	Bench
Points	Paint	T/O	Chance	Break	Bench
MICH	24	6	12	0	18
IOWA	34	16	8	2	22

Score tied - 1 time.  
 Lead changed - 6 times.

## Game 18 - Iowa 90, Rutgers 76

### Official Basketball Box Score -- Game Totals -- Final Statistics

#### Iowa vs RUTGERS

01/21/16 7 p.m. at Piscataway, N.J. (The RAC)

Iowa 90 • 15-3, 6-0

#	Player	Total		3-Ptr		Rebounds			PF	TP	A	TO	Blk	Stl	Min
		FG-FGA	FT-FTA	FG-FGA	FT-FTA	Off	Def	Tot							
20	Uthoff, Jarrod	r	6-11	4-6	4-4	1	7	8	0	20	1	1	3	0	34
34	Woodbury, Adam	c	3-5	0-0	6-6	4	7	11	3	12	1	1	2	1	22
05	Clemmons, Anthony	g	8-12	2-6	2-3	0	3	3	2	20	5	0	0	1	34
10	Gesell, Mike	g	0-5	0-1	0-1	0	3	3	1	0	9	3	0	1	33
14	Jok, Peter	g	10-19	5-9	4-5	1	4	5	2	29	1	1	0	3	35
00	Wagner, Ahmad		3-3	0-0	0-0	0	0	0	1	6	0	0	1	0	10
11	Williams, Christian		0-2	0-1	0-0	0	0	0	0	0	0	0	0	0	3
24	Ellingson, Brady		0-0	0-0	0-0	0	0	0	0	0	0	0	0	0	2
25	Uhl, Dom		1-5	0-3	1-2	1	2	3	1	3	1	2	0	0	14
51	Baer, Nicholas		0-3	0-3	0-0	2	0	2	1	0	1	0	0	1	13
	Team					3	0	3							
	Totals		31-65	11-29	17-21	12	26	38	11	90	19	8	6	7	200

FG % 1st Half: 16-33 48.5% 2nd half: 15-32 46.9% Game: 31-65 47.7% Deadball Rebounds 2  
 3FG % 1st Half: 5-15 33.3% 2nd half: 6-14 42.9% Game: 11-29 37.9%  
 FT % 1st Half: 8-10 80.0% 2nd half: 9-11 81.8% Game: 17-21 81.0%

RUTGERS 76 • 6-14, 0-7

#	Player	Total		3-Ptr		Rebounds			PF	TP	A	TO	Blk	Stl	Min
		FG-FGA	FT-FTA	FG-FGA	FT-FTA	Off	Def	Tot							
01	Foreman, D.J.	r	3-6	0-0	2-3	4	5	9	4	8	0	0	1	0	29
35	Lewis, Greg	r	3-7	0-0	1-2	2	2	4	1	7	0	0	1	0	24
02	Daniels, Bishop	g	3-4	0-1	0-0	1	5	6	2	6	3	5	0	0	21
03	Sanders, Corey	g	4-16	0-6	4-4	0	4	4	3	12	9	3	0	2	37
05	Williams, Mike	g	7-15	3-8	0-1	0	4	4	2	17	1	1	0	1	29
04	Laurent, Jonathan		6-10	0-0	2-2	1	2	3	4	14	1	0	1	1	29
10	Goode, Justin		1-1	0-0	0-0	0	0	0	1	2	0	2	0	0	4
31	Grier, Omari		4-5	1-2	1-1	0	2	2	1	10	3	0	1	0	27
	Team					1	0	1							
	Totals		31-64	4-17	10-13	9	24	33	18	76	17	11	4	4	200

FG % 1st Half: 16-34 47.1% 2nd half: 15-30 50.0% Game: 31-64 48.4% Deadball Rebounds 1  
 3FG % 1st Half: 0-6 0.0% 2nd half: 4-11 36.4% Game: 4-17 23.5%  
 FT % 1st Half: 5-6 83.3% 2nd half: 5-7 71.4% Game: 10-13 76.9%

Officials: D.J. Carstensen, Donnie Eppley, John Gaffney

Technical fouls: Iowa-Jok, Peter. RUTGERS-None.

Attendance: 4209

Iowa #4 Jok - Unsportsmanlike Class "B" Technical Fouls

Score by periods	1st	2nd	Total
Iowa	45	45	90
RUTGERS	37	39	76

Last FG - IOWA 2nd-00:32, RU 2nd-01:20.  
 Largest lead - IOWA by 19 2nd-07:23, RU by 1 1st-04:26.  
 IOWA led for 42:26. RU led for 00:33. Game was tied for 01:51.

	In	Off	2nd	Fast	Bench
Points	Paint	T/O	Chance	Break	Bench
IOWA	38	14	17	9	9
RU	46	11	12	17	26

Score tied - 4 times.  
 Lead changed - 2 times.



# 2015-16 IOWA HAWKEYE RADIO/TV ROSTER




**#0**  
**AHMAD WAGNER**  
F, 6-5, 225, Fr.



**#1**  
**DALE JONES**  
F, 6-7, 220, Jr.



**#2**  
**ANDREW FLEMING**  
G, 6-5, 206, Fr.



**#3**  
**MICHAEL SOUKUP**  
G, 6-4, 165, Jr.



**#4**  
**ISAIAH MOSS**  
G, 6-5, 200, Fr.




**#5**  
**ANTHONY CLEMMONS**  
G, 6-2, 200, Sr.



**#10**  
**MIKE GESELL**  
G, 6-2, 190, Sr.



**#11**  
**CHRISTIAN WILLIAMS**  
G, 6-6, 200, Fr.



**#13**  
**STEVEN SOUKUP**  
G, 6-4, 175, Jr.



**#14**  
**PETER JOK**  
G, 6-6, 205, Jr.



**#20**  
**JARROD UTHOFF**  
F, 6-9, 221, Sr.



**#23**  
**OKEY UKAH**  
F, 6-7, 218, Sr.



**#24**  
**BRADY ELLINGSON**  
G, 6-4, 190, RS-Fr.




**#25**  
**DOM UHL**  
F, 6-9, 215, So.



**#30**  
**BRANDON HUTTON**  
F, 6-5, 218, Fr.



**#34**  
**ADAM WOODBURY**  
C, 7-1, 250, Sr.



**#51**  
**NICHOLAS BAER**  
F, 6-7, 200, RS-Fr.



**FRAN MCCAFFERY**  
Head Coach



**IOWA HAWKEYE BASKETBALL**  
**Iowa Combined Team Statistics (as of Jan 22, 2016)**  
**vs. RPI Top 50**

<b>RECORD:</b>	<b>OVERALL</b>	<b>HOME</b>	<b>AWAY</b>	<b>NEUTRAL</b>
ALL GAMES	6-3	3-0	2-1	1-2
CONFERENCE	4-0	2-0	2-0	0-0
NON-CONFERENCE	2-3	1-0	0-1	1-2

#	Player	gp-gs	min	avg	Total		3-Point		F-Throw		Rebounds				pf	dq	a	to	blk	stl	pts	avg
					fg-fga	fg%	3fg-fga	3fg%	ft-fa	ft%	off	def	tot	avg								
20	Uthoff, Jarrod	9-9	305	33.9	65-145	.448	21-47	.447	29-37	.784	15	42	57	6.3	19	0	12	12	30	10	180	20.0
14	Jok, Peter	9-9	262	29.1	50-117	.427	20-57	.351	23-29	.793	11	30	41	4.6	22	0	18	11	0	15	143	15.9
10	Gesell, Mike	9-9	283	31.4	32-73	.438	5-15	.333	29-39	.744	5	27	32	3.6	21	0	55	18	2	7	98	10.9
34	Woodbury, Adam	9-9	254	28.2	34-58	.586	0-0	.000	20-25	.800	27	39	66	7.3	25	0	8	12	3	4	88	9.8
05	Clemmons, Anthony	9-9	274	30.4	25-59	.424	9-24	.375	5-13	.385	2	19	21	2.3	19	0	34	17	2	12	64	7.1
25	Uhl, Dom	9-0	141	15.7	15-32	.469	7-11	.636	8-8	1.000	10	13	23	2.6	12	0	4	4	3	2	45	5.0
51	Baer, Nicholas	9-0	138	15.3	15-31	.484	5-17	.294	5-6	.833	12	14	26	2.9	13	0	5	5	6	6	40	4.4
01	Jones, Dale	3-0	30	10.0	3-10	.300	3-6	.500	0-0	.000	0	3	3	1.0	5	0	1	1	1	1	9	3.0
24	Ellingson, Brady	9-0	70	7.8	5-13	.385	4-12	.333	0-0	.000	0	5	5	0.6	6	0	5	4	0	0	14	1.6
02	Fleming, Andrew	2-0	6	3.0	1-1	1.000	1-1	1.000	0-0	.000	0	0	0	0.0	1	0	0	0	0	0	3	1.5
00	Wagner, Ahmad	8-0	55	6.9	4-8	.500	0-0	.000	2-7	.286	2	9	11	1.4	12	0	0	3	4	2	10	1.3
11	Williams, Christian	4-0	7	1.8	0-2	.000	0-0	.000	0-0	.000	1	0	1	0.3	0	0	2	1	0	1	0	0.0
Team											17	25	42				6					
Total.....		9	1825		249-549	.454	75-190	.395	121-164	.738	102	226	328	36.4	155	0	144	94	51	60	694	77.1
Opponents.....		9	1825		234-547	.428	60-207	.290	104-147	.707	115	222	337	37.4	164	2	128	120	28	44	632	70.2

<b>TEAM STATISTICS</b>	<b>IOWA</b>	<b>OPP</b>	<b>Date</b>	<b>Opponent</b>	<b>Score</b>	<b>Att.</b>
SCORING	694	632	^	11/26/15	vs DAYTON	L 77-82 4871
Points per game	77.1	70.2	^	11/27/15	vs NOTRE DAME	L 62-68 4508
Scoring margin	+6.9	-	^	11/29/15	vs WICHITA STATE	W 84-61 2031
FIELD GOALS-ATT	249-549	234-547		12/02/15	FLORIDA STATE	Wot 78-75 11247
Field goal pct	.454	.428		12/10/15	at Iowa State	L 82-83 14384
3 POINT FG-ATT	75-190	60-207	*	12/29/15	MICHIGAN STATE	W 83-70 15400
3-point FG pct	.395	.290	*	01/02/16	at Purdue	W 70-63 14846
3-pt FG made per game	8.3	6.7	*	01/14/16	at Michigan State	W 76-59 14797
FREE THROWS-ATT	121-164	104-147	*	01/17/16	MICHIGAN	W 82-71 15400
Free throw pct	.738	.707				
F-Throws made per game	13.4	11.6				
REBOUNDS	328	337				
Rebounds per game	36.4	37.4				
Rebounding margin	-1.0	-				
ASSISTS	144	128				
Assists per game	16.0	14.2				
TURNOVERS	94	120				
Turnovers per game	10.4	13.3				
Turnover margin	+2.9	-				
Assist/turnover ratio	1.5	1.1				
STEALS	60	44				
Steals per game	6.7	4.9				
BLOCKS	51	28				
Blocks per game	5.7	3.1				
ATTENDANCE	42047	55437				
Home games-Avg/Game	3-14016	3-14676				
Neutral site-Avg/Game	-	3-3803				

^ = Advocare Invitational - Orlando, Florida  
# = Hy-Vee Big Four Classic - Des Moines, Iowa  
\* = Conference game

<b>Score by Periods</b>	<b>1st</b>	<b>2nd</b>	<b>OT</b>	<b>Totals</b>
Iowa	328	351	15	694
Opponents	290	330	12	632

**IOWA HAWKEYE BASKETBALL**  
**Iowa Combined Team Statistics (as of Jan 21, 2016)**  
**Conference games**

<b>RECORD:</b>	<b>OVERALL</b>	<b>HOME</b>	<b>AWAY</b>	<b>NEUTRAL</b>
ALL GAMES	6-0	3-0	3-0	0-0
CONFERENCE	6-0	3-0	3-0	0-0
NON-CONFERENCE	0-0	0-0	0-0	0-0

##	Player	gp-gs	min	avg	Total		3-Point		F-Throw		Rebounds				pf	dq	a	to	blk	stl	pts	avg		
					fg-fga	fg%	3fg-fga	3fg%	ft-fa	ft%	off	def	tot	avg										
20	Uthoff, Jarrod	6-6	197	32.8	40-92	.435	13-28	.464	25-30	.833	7	32	39	6.5	13	0	7	9	21	5	118	19.7		
14	Jok, Peter	6-6	186	31.0	37-80	.463	17-37	.459	15-19	.789	7	18	25	4.2	15	0	11	4	0	12	106	17.7		
10	Gesell, Mike	6-6	187	31.2	19-41	.463	2-7	.286	26-34	.765	4	21	25	4.2	13	0	42	9	2	6	66	11.0		
34	Woodbury, Adam	6-6	159	26.5	19-38	.500	0-0	.000	12-15	.800	17	26	43	7.2	15	0	5	5	4	3	50	8.3		
05	Clemmons, Anthony	6-6	170	28.3	18-41	.439	7-21	.333	5-11	.455	0	10	10	1.7	13	0	21	7	1	7	48	8.0		
25	Uhl, Dom	6-0	111	18.5	16-32	.500	9-14	.643	5-8	.625	9	12	21	3.5	7	0	3	4	3	3	46	7.7		
51	Baer, Nicholas	6-0	103	17.2	10-21	.476	3-12	.250	7-10	.700	7	10	17	2.8	8	0	6	4	5	5	30	5.0		
00	Wagner, Ahmad	6-0	44	7.3	5-8	.625	0-0	.000	2-4	.500	1	6	7	1.2	5	0	0	2	4	2	12	2.0		
24	Ellingson, Brady	6-0	36	6.0	1-3	.333	0-2	.000	0-0	.000	0	1	1	0.2	2	0	0	3	0	0	2	0.3		
11	Williams, Christian	2-0	7	3.5	0-2	.000	0-1	.000	0-0	.000	1	0	1	0.5	0	0	1	1	0	1	0	0.0		
Team											14	10	24											
Total.....		6	1200		165-358	.461	51-122	.418	97-131	.740	67	146	213	35.5	91	0	96	49	40	44	478	79.7		
Opponents.....		6	1200		154-354	.435	36-124	.290	61-91	.670	70	144	214	35.7	122	2	85	79	23	23	405	67.5		

<b>TEAM STATISTICS</b>	<b>IOWA</b>	<b>OPP</b>	<b>Date</b>	<b>Opponent</b>	<b>Score</b>	<b>Att.</b>
SCORING	478	405	* 12/29/15	MICHIGAN STATE	w 83-70	15400
Points per game	79.7	67.5	* 01/02/16	at Purdue	w 70-63	14846
Scoring margin	+12.2	-	* 01/05/16	NEBRASKA	w 77-66	11736
FIELD GOALS-ATT	165-358	154-354	* 01/14/16	at Michigan State	w 76-59	14797
Field goal pct	.461	.435	* 01/17/16	MICHIGAN	w 82-71	15400
3 POINT FG-ATT	51-122	36-124	* 01/21/16	at RUTGERS	w 90-76	4209
3-point FG pct	.418	.290	^ = Advocare Invitational - Orlando, Florida			
3-pt FG made per game	8.5	6.0	# = Hy-Vee Big Four Classic - Des Moines, Iowa			
FREE THROWS-ATT	97-131	61-91	* = Conference game			
Free throw pct	.740	.670				
F-Throws made per game	16.2	10.2				
REBOUNDS	213	214				
Rebounds per game	35.5	35.7				
Rebounding margin	-0.2	-				
ASSISTS	96	85				
Assists per game	16.0	14.2				
TURNOVERS	49	79				
Turnovers per game	8.2	13.2				
Turnover margin	+5.0	-				
Assist/turnover ratio	2.0	1.1				
STEALS	44	23				
Steals per game	7.3	3.8				
BLOCKS	40	23				
Blocks per game	6.7	3.8				
ATTENDANCE	42536	33852				
Home games-Avg/Game	3-14179	3-11284				
Neutral site-Avg/Game	-	0-0				

<b>Score by Periods</b>	<b>1st</b>	<b>2nd</b>	<b>Totals</b>
Iowa	218	260	478
Opponents	177	228	405

**IOWA HAWKEYE BASKETBALL**  
**Iowa Combined Team Statistics (as of Jan 21, 2016)**  
**All games**

<b>RECORD:</b>	<b>OVERALL</b>	<b>HOME</b>	<b>AWAY</b>	<b>NEUTRAL</b>
ALL GAMES	15-3	9-0	4-1	2-2
CONFERENCE	6-0	3-0	3-0	0-0
NON-CONFERENCE	9-3	6-0	1-1	2-2

##	Player	gp-gs	min	avg	Total		3-Point		F-Throw		Rebounds				pf	dq	a	to	blk	stl	pts	avg
					fg-fga	fg%	3fg-fga	3fg%	ft-fa	ft%	off	def	tot	avg								
20	Uthoff, Jarrod	18-18	531	29.5	122-252	.484	39-84	.464	54-65	.831	29	85	114	6.3	32	0	21	21	56	15	337	18.7
14	Jok, Peter	17-17	430	25.3	88-206	.427	41-102	.402	35-42	.833	14	43	57	3.4	39	0	28	17	0	25	252	14.8
10	Gesell, Mike	18-18	532	29.6	54-120	.450	10-24	.417	43-59	.729	8	56	64	3.6	35	0	126	36	5	23	161	8.9
34	Woodbury, Adam	18-18	428	23.8	58-106	.547	0-0	.000	40-49	.816	46	72	118	6.6	39	0	16	19	6	10	156	8.7
05	Clemmons, Anthony	18-18	507	28.2	58-130	.446	16-51	.314	21-34	.618	6	36	42	2.3	29	0	68	26	5	19	153	8.5
25	Uhl, Dom	18-1	323	17.9	47-98	.480	18-36	.500	20-28	.714	24	51	75	4.2	22	0	17	13	10	8	132	7.3
01	Jones, Dale	6-0	78	13.0	12-30	.400	9-20	.450	0-0	.000	2	16	18	3.0	11	0	3	4	2	1	33	5.5
51	Baer, Nicholas	18-0	282	15.7	36-72	.500	17-40	.425	7-10	.700	21	37	58	3.2	24	0	12	8	16	13	96	5.3
24	Ellingson, Brady	18-0	191	10.6	24-47	.511	10-33	.303	7-9	.778	2	13	15	0.8	17	0	9	9	0	3	65	3.6
02	Fleming, Andrew	8-0	71	8.9	7-19	.368	3-11	.273	5-10	.500	2	7	9	1.1	6	0	10	8	0	0	22	2.8
00	Wagner, Ahmad	17-0	157	9.2	17-25	.680	0-0	.000	10-19	.526	16	25	41	2.4	26	1	4	6	9	5	44	2.6
23	Ukah, Okey	6-0	18	3.0	4-7	.571	0-0	.000	0-2	.000	1	1	2	0.3	5	0	0	0	1	2	8	1.3
03	Soukup, Michael	4-0	13	3.3	1-4	.250	1-3	.333	0-1	.000	0	1	1	0.3	0	0	2	0	0	0	3	0.8
11	Williams, Christian	11-0	52	4.7	2-12	.167	1-3	.333	2-3	.667	3	4	7	0.6	2	0	4	2	0	2	7	0.6
13	Soukup, Steven	4-0	12	3.0	0-4	.000	0-2	.000	0-0	.000	0	3	3	0.8	1	0	1	0	0	0	0	0.0
Team											34	34	68				7					
Total.....		18	3625		530-1132	.468	165-409	.403	244-331	.737	208	484	692	38.4	288	1	321	176	110	126	1469	81.6
Opponents.....		18	3625		453-1109	.408	124-417	.297	190-280	.679	221	447	668	37.1	334	7	240	245	45	85	1220	67.8

<b>TEAM STATISTICS</b>	<b>IOWA</b>	<b>OPP</b>	<b>Date</b>	<b>Opponent</b>	<b>Score</b>	<b>Att.</b>
SCORING	1469	1220	11/13/15	GARDNER-WEBB	w 76-59	14209
Points per game	81.6	67.8	11/15/15	COPPIN STATE	w 103-68	12350
Scoring margin	+13.8	-	11/19/15	at Marquette	w 89-61	13297
FIELD GOALS-ATT	530-1132	453-1109	^ 11/26/15	vs DAYTON	L 77-82	4871
Field goal pct	.468	.408	^ 11/27/15	vs NOTRE DAME	L 62-68	4508
3 POINT FG-ATT	165-409	124-417	^ 11/29/15	vs WICHITA STATE	w 84-61	2031
3-point FG pct	.403	.297	12/02/15	FLORIDA STATE	Wot 78-75	11247
3-pt FG made per game	9.2	6.9	12/05/15	UMKC	w 95-75	11763
FREE THROWS-ATT	244-331	190-280	12/07/15	WESTERN ILLINOIS	w 90-56	11395
Free throw pct	.737	.679	12/10/15	at Iowa State	L 82-83	14384
F-Throws made per game	13.6	10.6	# 12/19/15	vs Drake	w 70-64	15424
REBOUNDS	692	668	12/22/15	TENNESSEE TECH	w 85-63	14432
Rebounds per game	38.4	37.1	* 12/29/15	MICHIGAN STATE	w 83-70	15400
Rebounding margin	+1.3	-	* 01/02/16	at Purdue	w 70-63	14846
ASSISTS	321	240	* 01/05/16	NEBRASKA	w 77-66	11736
Assists per game	17.8	13.3	* 01/14/16	at Michigan State	w 76-59	14797
TURNOVERS	176	245	* 01/17/16	MICHIGAN	w 82-71	15400
Turnovers per game	9.8	13.6	* 01/21/16	at RUTGERS	w 90-76	4209
Turnover margin	+3.8	-				
Assist/turnover ratio	1.8	1.0				
STEALS	126	85				
Steals per game	7.0	4.7				
BLOCKS	110	45				
Blocks per game	6.1	2.5				
ATTENDANCE	117932	88367				
Home games-Avg/Game	9-13104	5-12307				
Neutral site-Avg/Game	-	4-6708				

^ = Advocare Invitational - Orlando, Florida  
# = Hy-Vee Big Four Classic - Des Moines, Iowa  
\* = Conference game

<b>Score by Periods</b>	<b>1st</b>	<b>2nd</b>	<b>OT</b>	<b>Totals</b>
Iowa	716	738	15	1469
Opponents	543	665	12	1220