

# 2012-13 IOWA HAWKEYE BASKETBALL GAME NOTES



**3 Final Fours**  
**8 Big Ten Championships**  
**2 Big Ten Tournament Titles**

**GAME 7 // IOWA (5-1) at VIRGINIA TECH (5-0)**  
**2012 ACC / BIG TEN CHALLENGE**  
**Tuesday, Nov. 27, 2012 • 6:17 p.m. (CT)**  
**Blacksburg, Va. • Cassell Coliseum**  
**Radio:** Hawkeye Radio Network  
**Radio Talent:** Gary Dolphin (pxp), Bob Hansen (analyst)  
**TV:** ESPN  
**Online:** WatchESPN.com  
**TV Talent:** Tom Hart and Tim McCormick  
**Live Stats / Audio:** [hawkeyesports.com](http://hawkeyesports.com)

### Iowa Athletic Communications

3300 Carver-Hawkeye Arena, Iowa City, IA 52242  
 Phone: 319-335-9411 • Fax: 319-335-9417  
[hawkeyesports.com](http://hawkeyesports.com) • [hawkeyebasketball.com](http://hawkeyebasketball.com)

**MBB CONTACT: MATTHEW WEITZEL**  
**office:** 319-335-6590 • **cell:** 319-430-8176  
**email:** [matthew-weitzel@hawkeyesports.com](mailto:matthew-weitzel@hawkeyesports.com)  
**Twitter:** @BigWeitz

### 2012-13 Schedule / Results

#### 5-1 Overall, 0-0 Big Ten

Nov. 9	UT-Pan American	W, 86-55
Nov. 12	Central Michigan	W, 73-61
Nov. 15	Howard #	W, 66-36
Nov. 17	Gardner-Webb #	W, 65-56
Nov. 20	vs. Western Kentucky ^	W, 63-55
Nov. 21	vs. Wichita State ^	L, 63-75
<b>Nov. 27</b>	<b>at Virginia Tech %</b>	<b>6:17 p.m.</b>
Dec. 1	Texas A&M-Corpus Christi	Noon
Dec. 4	South Dakota	7 p.m.
Dec. 7	Iowa State +	7:06 p.m.
Dec. 15	vs. UNI *	1:31 p.m.
Dec. 19	South Carolina State	8:06 p.m.
Dec. 22	Coppin State	12:06 p.m.
Dec. 31	Indiana	3 p.m.
Jan. 6	at Michigan	TBD
Jan. 10	Michigan State	6 p.m.
Jan. 13	at Northwestern	4:30 p.m.
Jan. 19	Wisconsin	7:06 p.m.
Jan. 22	at Ohio State	5:31 p.m.
Jan. 27	at Purdue	2:36 p.m.
Jan. 31	Penn State	7 p.m.
Feb. 3	at Minnesota	12:06 p.m.
Feb. 6	at Wisconsin	8:06 p.m.
Feb. 9	Northwestern	3:36 p.m.
Feb. 14	at Penn State	8 p.m.
Feb. 17	Minnesota	1:06 p.m.
Feb. 21	at Nebraska	8 p.m.
Feb. 27	Purdue	7:36 p.m.
March 2	at Indiana	6:36 p.m.
March 5	Illinois	6:06 p.m.
March 9	Nebraska	1:21 p.m.
March 14	at Big Ten Tournament	TBD
March 15	at Big Ten Tournament	TBD
March 16	at Big Ten Tournament	TBD
March 17	at Big Ten Tournament	TBD

*all times listed are central*

# -- Cancun Challenge Preliminary Games  
 % -- ACC / Big Ten Challenge  
 + -- Iowa Corn Cy-Hawk Series  
 ^ -- Cancun Challenge - Cancun, Mexico  
 \* -- Hy-Vee Big 4 Classic - Des Moines, Iowa

### Pronunciation Guide

Kirk Speraw..... SPEAR-awe  
 Melsahn Basabe..... Bah-SAAB-ee  
 Mike Gesell..... GAH-zelle  
 Josh Oglesby..... Oh-gulls-BEE  
 Gabriel Olaseni..... Oh-lah-SHANE-ee



## IOWA HAWKEYES

**2012-13 Record:** 5-1  
**Big Ten Record:** 0-0  
**Head Coach:** Fran McCaffery  
**Career Record:** 285-215 (17th year)  
**Iowa Record:** 34-38 (3rd year)

**STATISTICAL LEADERS**  
**Points:** Roy Devyn Marble (13.8)  
**Rebounds:** Aaron White (6.5)  
**Assists:** Mike Gesell (3.3)  
**Steals:** Aaron White (1.5)  
**Blocks:** Melsahn Basabe (2.0)

### GAME INFORMATION

**Date:** Tuesday, Nov. 27, 2012  
**Tip-off:** 6:17 p.m. (CT)  
**Location:** Blacksburg, Va.  
**Arena:** Cassell Coliseum  
**TV:** ESPN  
**Radio:** Hawkeye Radio Network  
 WMT-AM 600 (Cedar Rapids)  
 WHO-AM 1040 (Des Moines)  
 KXIC-AM 800 (Iowa City)

**SERIES**  
**Series:** Virginia Tech leads, 2-0  
**At Blacksburg:** Virginia Tech leads, 1-0  
**At Iowa City:** Virginia Tech leads, 1-0  
**McCaffery vs. Virginia Tech:** 0-0  
**Johnson vs. Iowa:** 1-0

**MULTIMEDIA**  
**Audio / Live Stats:** [hawkeyesports.com](http://hawkeyesports.com)  
**Twitter Updates:** @IowaHoops



## VIRGINIA TECH HOKIES







**2012-13 Record:** 5-0  
**ACC Record:** 0-0  
**Head Coach:** James Johnson  
**Career Record:** 5-0 (1st year)  
**VT Record:** 5-0 (1st year)

**STATISTICAL LEADERS**  
**Points:** Erick Green (24.4)  
**Rebounds:** Cadarian Raines (7.4)  
**Assists:** Erick Green (5.2)  
**Steals:** Erick Green (2.0)  
**Blocks:** Jarell Eddie (1.4)

### ACC / Big Ten Challenge Quick Hits

- The Hawkeyes' last game against Wichita State was Fran McCaffery's 500th career game as a head coach.
- Iowa's first six games have been decided by eight points or more.
- Roy Devyn Marble has scored in double figures in all six games this season.
- Aaron White leads the team in rebounding (6.5), steals (1.5) and free throws made (38) and attempted (51), and is second in scoring (12.5).
- The Hawkeyes have attempted 20 or more free throws in each of their first six games, including attempting 39 (made 31) against Wichita State.
- This marks the second time in three years under Fran McCaffery that the Hawkeye head coach has started two freshmen in the season opener (Basabe and McCabe in 2010).
- Iowa has won nine of its last 10 home games, dating back to Feb. 1.
- Iowa is 10-2 when scoring 80 points or more, the last three seasons. The Hawkeyes are 18-0 when holding opponents to fewer than 60 points, the last two years.
- Iowa's average starting lineup height is 6-foot-6. The Hawkeye starting lineup consists of two freshmen, one sophomore, and two juniors.

### Iowa Projected Starting Lineup

 <b>G • 10 • Mike Gesell</b> 6-1 • 185 • Fr. • South Sioux City, NE <table border="1"> <tr><th>PTS</th><th>AST</th><th>FG%</th><th>FT%</th></tr> <tr><td>8.0</td><td>3.3</td><td>.386</td><td>.750</td></tr> </table>	PTS	AST	FG%	FT%	8.0	3.3	.386	.750	 <b>F • 30 • Aaron White</b> 6-8 • 219 • So. • Strongsville, OH <table border="1"> <tr><th>PTS</th><th>REB</th><th>FG%</th><th>FT%</th></tr> <tr><td>12.5</td><td>6.5</td><td>.486</td><td>.745</td></tr> </table>	PTS	REB	FG%	FT%	12.5	6.5	.486	.745
PTS	AST	FG%	FT%														
8.0	3.3	.386	.750														
PTS	REB	FG%	FT%														
12.5	6.5	.486	.745														
 <b>G • 4 • Roy Devyn Marble</b> 6-6 • 194 • Jr. • Southfield, MI <table border="1"> <tr><th>PTS</th><th>REB</th><th>FG%</th><th>FT%</th></tr> <tr><td>13.8</td><td>3.2</td><td>.435</td><td>.696</td></tr> </table>	PTS	REB	FG%	FT%	13.8	3.2	.435	.696	 <b>F • 25 • Zach McCabe</b> 6-7 • 235 • Jr. • Sioux City, IA <table border="1"> <tr><th>PTS</th><th>REB</th><th>FG%</th><th>FT%</th></tr> <tr><td>6.0</td><td>4.0</td><td>.314</td><td>.667</td></tr> </table>	PTS	REB	FG%	FT%	6.0	4.0	.314	.667
PTS	REB	FG%	FT%														
13.8	3.2	.435	.696														
PTS	REB	FG%	FT%														
6.0	4.0	.314	.667														
		 <b>C • 34 • Adam Woodbury</b> 7-1 • 235 • Fr. • Sioux City, IA <table border="1"> <tr><th>PTS</th><th>REB</th><th>FG%</th><th>FT%</th></tr> <tr><td>5.5</td><td>4.8</td><td>.560</td><td>.556</td></tr> </table>	PTS	REB	FG%	FT%	5.5	4.8	.560	.556							
PTS	REB	FG%	FT%														
5.5	4.8	.560	.556														

## Inside the Numbers

	IOWA	VT
Scoring Average	69.3	85.4
Scoring Defense	56.3	71.0
Scoring Margin	+13.0	+14.4
FG%	.410	.483
FG% Defense	.347	.407
FT%	.707	.745
3-PT FG%	.346	.427
3-PT FG% Defense	.254	.237
Rebound Margin	+4.3	+1.8
Assists Per Game	13.3	15.6
Turnovers Per Game	14.3	11.8
Steals Per Game	7.0	5.6
Blocks Per Game	6.2	4.6

## Miscellaneous Statistics

Double-Figure Scoring Games...					
Player	09-10	10-11	11-12	12-13	Career
Roy Devyn Marble	---	5	23	6	34
Melsahn Basabe	---	17	14	1	32
Roy Devyn Marble	---	5	23	4	32
Eric May	10	13	5	1	29
Aaron White	---	---	18	5	23
Zach McCabe	---	4	10	1	15
Josh Oglesby	---	---	6	2	8
Adam Woodbury	---	---	---	2	2
Mike Gesell	---	---	---	2	2

20-Point Scoring Games...					
Player	09-10	10-11	11-12	12-13	Career
Melsahn Basabe	---	5	---	---	5
Zach McCabe	---	---	3	---	3
Roy Devyn Marble	---	---	2	1	3
Eric May	---	1	1	---	2
Josh Oglesby	---	---	2	---	2
Aaron White	---	---	2	---	2

Double-Figure Rebounding Games...					
Player	09-10	10-11	11-12	12-13	Career
Melsahn Basabe	---	8	3	1	12
Aaron White	---	---	4	1	5
Zach McCabe	---	---	1	---	1
Eric May	1	---	---	---	1

Double-Doubles...					
Player	09-10	10-11	11-12	12-13	Career
Melsahn Basabe	---	6	3	---	9
Aaron White	---	---	4	1	5
Eric May	1	---	---	---	1

4+ Three-Pointer Games...					
Player	09-10	10-11	11-12	12-13	Career
Josh Oglesby	---	---	3	1	4
Eric May	3	---	---	---	3
Zach McCabe	---	1	---	1	2
Roy Devyn Marble	---	---	1	---	1

5+ Assists Games...					
Player	09-10	10-11	11-12	12-13	Career
Roy Devyn Marble	---	---	11	---	11
Mike Gesell	---	---	---	2	2
Eric May	---	---	1	---	1

3+ Steals Games...					
Player	09-10	10-11	11-12	12-13	Career
Eric May	3	5	1	---	9
Roy Devyn Marble	---	---	7	1	8
Zach McCabe	---	1	2	---	3
Aaron White	---	---	2	1	3

3+ Blocks Games...					
Player	09-10	10-11	11-12	12-13	Career
Melsahn Basabe	---	4	3	2	9
Eric May	3	---	---	---	3
Aaron White	---	---	2	---	2
Gabriel Olaseni	---	---	1	---	1
Roy Devyn Marble	---	---	1	---	1
Adam Woodbury	---	---	---	1	1

## 2012-13 Margin of Victory/Defeat

Points	1	2	3	4	5	6	7	8	9	10+	15+	20+
Wins	0	0	0	0	0	0	0	1	1	1	0	2
Losses	0	0	0	0	0	0	0	0	0	1	0	0

## THE SETTING

Iowa (5-1) travels to Blacksburg, Va., on Tuesday to face Virginia Tech (5-0) in the 2012 ACC/Big Ten Challenge. Tip-off is scheduled for 6:17 p.m. (CT) from Cassell Coliseum.

## ON THE AIR

**Radio:** All Iowa games are broadcast on the Hawkeye Radio Network. Gary Dolphin handles the play-by-play, along with color commentator Bob Hansen. The network includes more than 40 stations that blanket the state of Iowa and include portions of Illinois, Nebraska, Minnesota, Missouri and Wisconsin. The Hawkeye Radio Network coverage includes a 60-minute pregame show.

**Television:** ESPNU will televise Tuesday night's contest from Blacksburg, Va. Tom Hart and Tim McCormick will call the action.

## HAWKEYES RECORD SPLIT AT CANCUN CHALLENGE

- Iowa split its two games at the Cancun Challenge. The Hawkeyes beat Western Kentucky 63-55 in the semifinals, but fell to Wichita State 75-63 in the championship.
- The Hawkeyes had three players score 21 points each in the two games (10.5 avg.): Eric May, Mike Gesell and Roy Devyn Marble.
- Mike Gesell (19) and Melsahn Basabe (11) posted season highs in scoring against Western Kentucky. Basabe also rejected four shots for the second time (Central Michigan).
- Iowa made eight 3-pointers compared to only four two-pointers in its loss to Wichita State. However, the Hawkeyes were rewarded for attacking the basket, earning 39 free throw attempts (making 31).
- Eric May registered a season high with 13 points and grabbed a team-high six rebounds off the bench against Wichita State.
- Iowa had four players score in double digits for the third time this year in the Cancun Challenge championship: Aaron White (14), Eric May (13), Josh Oglesby (12), and Roy Devyn Marble (11).
- Aaron White and Eric May combined for 20-of-22 (.909) from the charity stripe in Iowa's game against Wichita State.
- Wichita State shot 42 percent (23-of-55) from the field, marking the first time this season the Hawkeyes allowed a team to shoot better than 40 percent.
- Aaron White tied the Cancun Challenge record for most free throws made in the four tournament games with 28. White tied Ryan Thompson of Rider (2009).
- Iowa's Aaron White and Roy Devyn Marble were named to the Cancun Challenge All-Tournament Team.

## 2012-13 Iowa Hawkeye Roster

No.	Name	Pos.	Ht.	Wt.	Yr.	Hometown (High School/College)
0	Gabriel Olaseni	C	6-10	229	So.	London, England (Sunrise Christian Academy - Kan.)
1	Melsahn Basabe	F	6-7	221	Jr.	Glen Cove, N.Y. (St. Mark's)
2	Josh Oglesby	G	6-5	202	So.	Cedar Rapids, Iowa (Washington)
4	Roy Devyn Marble	G/F	6-6	194	Jr.	Southfield, Mich. (Lathrup)
5	Anthony Clemmons	G	6-1	192	Fr.	Lansing, Mich. (Sexton)
10	Mike Gesell	G	6-1	185	Fr.	South Sioux City, Neb. (South Sioux City)
11	Christopher Rickert	F	6-3	180	Sr.	Sioux City, Iowa (Bishop Heelan)
13	Kyle Denning	G	6-2	165	So.	Cedar Falls, Iowa (Northern University HS)
15	Zach McCabe	F	6-7	235	Jr.	Sioux City, Iowa (Bishop Heelan)
20	Jarrod Uthoff	F	6-8	200	Fr.-RS	Cedar Rapids, Iowa (Jefferson)
24	Patrick Ingram	G	6-2	211	Fr.	Indianapolis, Ind. (North Central)
25	Eric May	F	6-5	219	Sr.	Dubuque, Iowa (Wahlert)
30	Aaron White	F	6-8	218	So.	Strongsville, Ohio (Strongsville)
34	Adam Woodbury	C	7-1	235	Fr.	Sioux City, Iowa (East)
35	Darius Stokes	F	6-7	203	So.	Cedar Rapids, Iowa (Linn-Mar)
42	Kyle Meyer	F	6-10	222	Fr.	Alpharetta, Ga. (Northview)

Head Coach: Fran McCaffery

Assistant Coaches: Kirk Speraw, Sherman Dillard, Andrew Francis

## Head Coach Fran McCaffery

Fran McCaffery is in his third season as the head basketball coach at the University of Iowa and his 17th year overall as a college head coach. McCaffery spent five seasons (2005-10) as the head coach at Siena, six years at UNC-Greensboro (1999-2005) and three seasons at Lehigh (1985-88) before joining the Hawkeyes.



McCaffery has three decades of Division I coaching experience. He completed his 30th season as a collegiate coach in 2012, which includes 16 years as a head coach and 14 as an assistant.

McCaffery, 53, holds a career mark of 285-215 (.570) and guided his teams to seven postseason appearances (five NCAA, two NIT). He is 34-38 (.472) at Iowa.

McCaffery's five years at Siena were the best in its 70-year history. He led the Saints on an incredible run that ended with three straight Metro Atlantic Athletic Conference championships and NCAA Tournament appearances. In so doing, Siena became the only program in the country to win its regular season and postseason title the last three years.

McCaffery's Saints owned a 112-51 (.687) record in his five years with the program. He guided the Saints to four consecutive 20-win seasons, something that has never been accomplished before at the Siena.

The 2009 MAAC Coach of the Year and 2010 District I Coach of the Year is the third winningest coach, by percentage, in league history (68-22, .756). He is the only coach to guide a MAAC program to two NCAA Tournament wins. McCaffery led his 2008 and 2009 teams to first round NCAA Tournament victories over Vanderbilt and Ohio State, respectively.

In his final two seasons at Siena, he coached the Saints to back-to-back 27-win campaigns and boasted a combined 39-3 (.929) record against MAAC opponents, which included MAAC Tournament contests.

McCaffery began his coaching career as an assistant at Penn (1982-83) and Lehigh (1983-85). Then at age 26, he became the nation's youngest Division I head coach when hired by Lehigh in 1985. After three seasons as head coach at Lehigh, he spent 11 seasons as an assistant at Notre Dame (1988-99).

McCaffery played basketball at Wake Forest his freshman year (1977-78) and then concluded his collegiate playing career at Penn his final three seasons (1979-82).

He earned his B.S. degree in Economics from The Wharton School (Penn) in 1982. McCaffery also earned a Master of Education from Lehigh in 1985.

### COACHING HONORS

NABC District I Coach of the Year, 2009-10  
MAAC Coach of the Year, 2008-09

### HEAD COACHING EXPERIENCE

Lehigh (1985-88): .....49-39 (.557); 8-6 (.571) League  
UNC-Greensboro (1999-05).....90-87 (.508); 49-47 (.510) League  
Siena (2005-10) .....112-51 (.687); 68-22 (.756) League  
Iowa (2010-present): .....34-38 (.472); 12-24 (.333) League

## McCaffery File

**Born:** May 23, 1959  
**Hometown:** Philadelphia, Pa.  
**High School:** LaSalle, 1977  
**College:** B.S. in Economics, The Wharton School (Penn), 1982  
Master of Education, Lehigh, 1985  
**Family:** Wife, Margaret  
Sons, Connor, Patrick and Jonathan Francis  
Daughter, Marit Katherine  
Brother, Jack (sportswriter in Philadelphia area)

### Coaching Honors

MAAC Coach of the Year, 2009  
NABC District I Coach of the Year, 2009-10

### Coaching History (30 years)

1982-83	Assistant Coach, Penn
1983-85	Assistant Coach, Lehigh
1985-88	Head Coach, Lehigh
1988-99	Assistant Coach, Notre Dame
1999-05	Head Coach, UNC-Greensboro
2005-10	Head Coach, Siena
2010-present	Head Coach, University of Iowa

### Coaching Chart

Overall (16 seasons): 280-214 (.567)  
At Iowa (two seasons): 29-37 (.439)  
At Siena (five seasons): 112-51 (.688)  
At UNCG (six seasons): 90-87 (.508)  
At Lehigh (three seasons): 49-40 (.551)  
NCAA Tournament (five appearances\*): 2-5  
NIT (two appearances): 1-2

*\*McCaffery is the first coach to bring three different programs from one-bid leagues to the NCAA Tournament (conferences that sent just one team the year his program advanced).*

### McCaffery in Postseason Play

1988	NCAA Tournament - - Lehigh
1989	NCAA Tournament - - Notre Dame
1990	NCAA Tournament - - Notre Dame
1992	NIT - - Notre Dame
1997	NIT - - Notre Dame
2001	NCAA Tournament - - UNC-Greensboro
2002	NIT - - UNC-Greensboro
2008	NCAA Tournament - - Siena
2009	NCAA Tournament - - Siena
2010	NCAA Tournament - - Siena
2012	NIT - - Iowa

### Playing Experience

Wake Forest, 1977-78  
Penn, 1979-82

## 2012-13 Big Ten Standings/Schedule

Team	Big Ten	Pct.	Overall	Pct.
Illinois	0-0	.000	6-0	1.000
Indiana	0-0	.000	5-0	1.000
Michigan	0-0	.000	5-0	1.000
Northwestern	0-0	.000	5-0	1.000
Nebraska	0-0	.000	4-0	1.000
Ohio State	0-0	.000	4-0	1.000
Minnesota	0-0	.000	6-1	.857
<b>IOWA</b>	<b>0-0</b>	<b>.000</b>	<b>5-1</b>	<b>.833</b>
Michigan St	0-0	.000	4-1	.800
Penn State	0-0	.000	3-2	.600
Wisconsin	0-0	.000	3-2	.600
Purdue	0-0	.000	2-3	.400

### Tuesday, Nov. 27

Iowa at Virginia Tech, 6:15 p.m.  
 Minnesota at Florida State, 6:15 p.m.  
 NC State at Michigan, 6:30 p.m.  
 Maryland at Northwestern, 8:15 p.m.  
 Nebraska at Wake Forest, 6:15 p.m.  
 North Carolina at Indiana, 8:30 p.m.

### Wednesday, Nov. 28

Virginia at Wisconsin, 6 p.m.  
 Purdue at Clemson, 6:15 p.m.  
 Michigan State at Miami, 6:30 p.m.  
 Georgia Tech at Illinois, 8 p.m.  
 Boston College at Penn State, 8:15 p.m.  
 Ohio State at Duke, 8:30 p.m.  
*All times are central*

### IOWA STATISTICAL CATEGORY LEADERS

LED IN SCORING: .....	White (3)
REACHED DOUBLE FIGURES:.....	Marble (6)
30+ POINT GAMES:.....	White (1)
20+ POINT GAMES:.....	Marble (1)
LED IN REBOUNDING: .....	White (3)
DOUBLE-FIGURE REBOUNDS:.....	Basabe, White (1)
DOUBLE-DOUBLES: .....	White (1)
LED IN ASSISTS: .....	Gesell (4)
LED IN STEALS:.....	May, Marble (2)
LED IN BLOCKS:.....	Basabe (2)
5+ FTA GAMES:.....	White (5)

\*includes ties for team lead

### LATE GAME CLUTCH FREE THROW SHOOTING

IN FINAL FIVE MINUTES OF GAME			
Player	FTM	FTA	Pct.
Roy Devyn Marble	8	8	1.000
Mike Gesell	3	3	1.000
Melsahn Basabe	2	2	1.000
Eric May	3	4	.750
Aaron White	5	8	.625
Pat Ingram	2	4	.500
Zach McCabe	2	4	.500
Anthony Clemmons	1	2	.500
Darius Stokes	1	2	.500
Josh Oglesby	0	1	.000
<b>TOTALS</b>	<b>27</b>	<b>38</b>	<b>.711</b>

IN FINAL TWO MINUTES OF GAME			
Player	FTM	FTA	Pct.
Roy Devyn Marble	4	4	1.000
Mike Gesell	3	3	1.000
Aaron White	3	6	.500
Pat Ingram	2	4	.500
Darius Stokes	1	2	.500
Zach McCabe	1	2	.500
Eric May	1	2	.500
Josh Oglesby	0	1	.000
<b>TOTALS</b>	<b>15</b>	<b>24</b>	<b>.625</b>

IN FINAL ONE MINUTE OF GAME			
Player	FTM	FTA	Pct.
Roy Devyn Marble	2	2	1.000
Mike Gesell	2	2	1.000
Pat Ingram	2	2	1.000
Aaron White	3	4	.750
Zach McCabe	1	2	.500
Eric May	1	2	.500
Josh Oglesby	0	1	.000
<b>TOTALS</b>	<b>11</b>	<b>15</b>	<b>.733</b>

## 2012-13 Captains

Iowa captains are senior Eric May and junior Roy Devyn Marble

### HAWKEYE FASTBREAKS

- The Hawkeyes have played 10 players or more in each of the first six games.
- Aaron White is attacking the rim averaging a team-best 8.5 free-throw attempts per game. He is averaging 6.3 free-throw makes per outing.
- The Hawkeyes have attempted 20 or more free throws in each of their first six games. Iowa has attempted 23 free throws twice (Central Michigan and Howard) and 25 twice (Gardner-Webb and UTPA).
- Iowa has made (116) more free throws than its opponents have attempted (100), which is a staple of Fran McCaffery-coached teams.
- Roy Devyn Marble scored 15 of his season-high 22 points in the first half against Howard. It marked the third time in his career the junior reached the 20-point plateau.
- Iowa blocked 10 shots vs. UT-Pan American in its season opener, the most by an Iowa team since Nov. 14, 2005 (Md.-Eastern Shore).

### HAWKEYES IN THE CHALLENGE

Iowa is 2-9 in the Challenge after falling to Clemson (71-55) in Iowa City a year ago. The Hawkeyes did not take part in the event in 2003-04 and 2004-05. Iowa lost its last road contest in the Challenge in 2010 at Wake Forest (76-73) on a last-second 3-pointer. The Hawkeyes' last victory in the Challenge came against NC State (45-42) in 2005.

### ALL-TIME SERIES

Tuesday will be the third meeting between Virginia Tech and Iowa with the Hokies winning the previous two meetings, both in the ACC/Big Ten Challenge.

Virginia Tech edged Iowa 69-65 in Blacksburg in 2006 and 70-64 in Iowa City in 2009.

### SCOUTING VIRGINIA TECH

- Virginia Tech won its first five games of the season, winning four of the five at Cassell Coliseum. The Hokies are 5-0 for the first time since the 1984-85 season.
- The Hokies have scored 80 points or more in four of the five victories, including post 95-plus points twice.
- Point guard Erick Green averages a team-best 24.4 points, bolstered by 44-of-51 (.863) from the foul line, 5.2 assists and 2.0 steals per game. Forward Jarell Eddie averages 18.8 points and 6.6 rebounds, while guard Robert Brown averages 11.6 points and 4.4 assists.
- Erick Green poured in a career-high 27 points in the Hokies' last game against Appalachian State.
- Virginia Tech's lone road game came at UNC Greensboro (won 96-87).
- The Hokies have made 43 percent of its 110 three-point attempts.
- Virginia Tech has averaged 6,720 fans in its four home games.
- The Hokies remain at home later this week when they host Oklahoma State from the Big 12 on Saturday.
- Virginia Tech is coached by first-year coach James Johnson. He spent the last five seasons on the Hokies' men's basketball staff.
- Former Drake head coach (1997-2003) Kurt Kanaskie is in his first season as an assistant at Virginia Tech. Kanaskie was an associate head coach at Navy last season and was on the Penn State coaching staff for eight seasons (2003-11).

### IOWA POSTS LARGEST COMEBACK IN SCHOOL HISTORY

Iowa trailed Gardner-Webb by 23 points (38-15) with 13 seconds left in the first half on Nov. 17 in Iowa City. Sophomore Josh Oglesby drained three free throws after being fouled on a 3-point attempt with one second remaining in the half to cut the deficit to 20 (38-18) at halftime. The Hawkeyes rallied in the second half and ultimately won by nine points (65-56), which is a 32-point swing. The comeback is believed to be the largest in school history.

The last team in the country to overcome a 20+ halftime deficit was Harvard, which trailed Brown by 22 points (53-31) and won 85-78 on Feb. 12, 2011.

The last Big Ten team to overcome a 20+ halftime deficit was Illinois, which trailed at Clemson by 20 points (47-27) and won 76-74 on Dec. 2, 2009.

## Iowa Athletic Communications

5300 Carver-Hawkeye Arena, Iowa City, IA 52242  
Phone: 319-335-9411 • Fax: 319-335-9417  
[hawkeyesports.com](http://hawkeyesports.com) • [hawkeyebasketball.com](http://hawkeyebasketball.com)

### MBB CONTACT: MATTHEW WEITZEL

office: 319-335-6590 • cell: 319-430-8176  
email: [matthew-weitzel@hawkeyesports.com](mailto:matthew-weitzel@hawkeyesports.com)  
Twitter: @BigWeitz

## Practice Coverage

All Iowa men's basketball practices are closed to the media and public.

## Coach and Player Interviews

Media interested in setting up interviews with players and/or coaches need to coordinate their requests through Matthew Weitzel in the Iowa Athletic Communications Office.

## Social Media

In addition to obtaining the most up-to-date information on Iowa's official website: [hawkeyesports.com](http://hawkeyesports.com), fans and media can also get additional information, notes, photos, promotions, videos and more via Iowa basketball's social media sites. Follow Hawkeye hoops on Twitter (@IowaHoops) and on Facebook ([facebook.com/hawkeyebasketball](https://www.facebook.com/hawkeyebasketball)).

## Press Conferences

Following is a list of dates for basketball news conferences with Fran McCaffery. The news conferences take place in the Media Room on the ground floor of Carver-Hawkeye Arena. Selected players will be available after McCaffery meets with the media.

Following are the news conference dates:

Nov.	29th (2 pm)	
Dec.	6th (2 pm)	TBD

## Big Ten Tele-Conferences

Media have an opportunity to ask questions to each Big Ten coach every Monday morning beginning January 9. For a detailed schedule and phone number, email Valerie Todryk Krebs at the Big Ten office: [vtodrvk@bigten.org](mailto:vtodrvk@bigten.org).

Coach McCaffery speaks for 10 minutes starting at 9:10 a.m. (CT).

## Postgame Interviews

Postgame press conferences include both head coaches in the Media Room. Requested Iowa players will also be available in the Media Room while visiting players outside their locker room.

## HAWKEYE DEFENSE IMPROVING

Last year, Iowa allowed opponents 72.5 points per contest. Through six games in 2012, Iowa is yielding just 56.3 points. Iowa held Howard to 36 points on Nov. 15, which were the fewest points a Hawkeye team allowed since a 61-36 win over Bryant on Dec. 5, 2008.

## BASABE, MAY LEADING HAWKEYE RESERVES

Junior Melsahn Basabe and senior Eric May have been Iowa's leaders off the bench.

Basabe is averaging 7.3 points and 4.8 rebounds. He also has rejected a team-best 12 shots, blocking four shots in two games (Central Michigan and Western Kentucky).

May is averaging 6.8 points and 4.2 rebounds. His scoring numbers have been aided by his ability to attack the basket and get to the free throw line in the early stages of the season. May is 17-of-21 (.810) from the charity stripe through six games. Last season, May was 15-of-24 (.610) from the foul line in 33 contests.

## NUMBER OF THE WEEK -- 3

Three of Iowa's starters are from the Sioux City area. Junior Zach McCabe and freshman Adam Woodbury hail from Sioux City, Iowa, while freshman Mike Gesell is a native of South Sioux City, Neb. Gesell celebrated his 19th birthday on Nov. 9, the season opener.

## BIG TEN/ACC CHALLENGE AND SOCIAL MEDIA

Fans and media who tweet during about the ACC/Big Ten Challenge this week are encouraged to use the hashtag #ACCB1G in their tweets.

## MARKED IMPROVEMENT IN YEAR TWO

Fran McCaffery guided Iowa to 18 wins (18-17) in his second season as head coach of the Hawkeyes, with four of the 18 victories coming against top 20 opponents. McCaffery was one of only four Big Ten coaches to record four or more wins over ranked opponents, and the only coach to do so with an unranked team.

McCaffery's seven-win improvement in his second season, ties Pops Harrison (1943-44) for the fourth best improvement following his second year as Iowa head coach. Steve Alford (2000-01) and Lute Olsen (1975-76) rank first (+9), while George Raveling (1984-85) is third (+8). Furthermore, the seven-win improvement ranked third-best in the Big Ten in 2012 behind Indiana (+12) and Michigan State (+10).

Iowa improved by four wins in conference play from 2011 (four) to 2012 (eight), its best improvement since 1994-95. Tom Davis' 1994 team won five, while his 1995 squad collected nine victories.

## WHITE, WOODBURY RECEIVE PRESEASON RECOGNITION

Sophomore Aaron White has been named preseason third team All-Big Ten by the website *College Sports Madness*, while Adam Woodbury was named by [CBSSports.com](http://CBSSports.com) as a top 30 freshman to make an impact.

White, who was named to the 2012 Kyle Macy Freshman All-America team, averaged 11.1 points and a team-best 5.7 rebounds a year ago.

Woodbury, is a three-time All-State honoree, and was tabbed MVP of the NBA Top 100 Camp in 2011. The 7-foot-1 center topped 1,000 career points and rebounds in his prep career for Sioux City East High School.

## COACHING EXPERIENCE

Fran McCaffery has assembled one of the most experienced coaching staffs in the country. Assistant coaches Kirk Speraw, Sherman Dillard and Andrew Francis have over six decades of combined coaching experience. Furthermore, the entire coaching staff combines for 48 years of head coaching experience.

Director of Basketball Operations Jerry Strom is in his 32nd season as a member of the Iowa basketball staff. Additionally, Iowa's video coordinator, Al Seibert, has 18 years of collegiate coaching experience.

## WELCOME FRESHMEN

Iowa welcomes five newcomers to the fold for 2012-13. The newest Hawkeyes include guards Anthony Clemmons, Pat Ingram and Mike Gesell; forward Kyle Meyer and center Adam Woodbury. The class ranks 25th in the nation by [ESPN.com](http://ESPN.com).

## Peter Jok Signs With Hawkeyes

University of Iowa Men's Basketball Coach Fran McCaffery announced today that Peter Jok has signed a National Letter of Intent to attend the University of Iowa.

"We are thrilled that Peter Jok is going to become part of the Hawkeye family," said McCaffery. "He has a complete skillset that will be a great asset to our team. He's an excellent athlete who can play four different positions, and is a terrific 3-point shooter. Peter is exactly what we are looking for in this class."

Jok is a 6-foot-6, 200-pound guard born in Sudan, who played his first two years as a prep at Des Moines Roosevelt, and his last two at West Des Moines Valley. Last season at Valley, Jok earned second team all-conference honors after averaging 10.2 points. He hit 86 percent of his free throws, grabbed 4.3 rebounds and made 37 percent of his 3-point attempts. Jok's high school coach at Valley is Jeff Horner, Iowa's all-time assist leader.

As a sophomore at Roosevelt, Jok averaged 18.5 points and seven rebounds and was a second team all-state and first team all-conference honoree. He was also one of 30 high school freshmen invited to the Nike Top 100 Camp in St. Louis in 2010, and participated in the 2012 NBA Players Association Top 100 Camp.

Jok played AAU basketball on the All-Iowa Attack.

Jok will join Jarrod Uthoff, who transferred to Iowa from the University of Wisconsin this year, on the 2013-14 active Iowa roster.

## HY-VEE BIG 4 CLASSIC TICKETS ON SALE

The state of Iowa's four NCAA Division I institutions will host the inaugural Hy-Vee Big Four Classic, a men's college basketball doubleheader at Wells Fargo Arena in Des Moines Dec. 15.

Tickets, priced at \$25, \$50 and \$70, can be purchased at [dahlstickets.com](http://dahlstickets.com), the Wells Fargo Arena Ticket Office, all Dahl's Foods Locations and by calling 866-55-DAHLS.

## ON THE HORIZON

After nearly two weeks away from home, the Hawkeyes return to Iowa City to host Texas A&M-Corpus Christi on Saturday. Tip-off is set for 12:05 p.m. on Mediacom Court at Carver-Hawkeye Arena. In fact, Iowa's next three games will be played at home: South Dakota (Dec. 4) and Iowa State (Dec. 7).

## IOWA HISTORY

Iowa has played 2,665 games since beginning basketball in 1902. Iowa's overall record is 1,600-1,065 (.600). That includes a 960-353 (.731) record in home games, a 550-722 (.432) record in contests away from Iowa City, a 711-728 (.494) mark in Big Ten games and a 366-117 (.758) record in Carver-Hawkeye Arena.

## HAWKEYEBASKETBALL.COM

Check out the Iowa basketball team's new website, [HawkeyeBasketball.com](http://HawkeyeBasketball.com), devoted to everything on-and-off-the-court surrounding the program.

[HawkeyeBasketball.com](http://HawkeyeBasketball.com), allows fans a chance to go behind the scenes with the Hawkeye basketball program on and off the court. The site is complete with exclusive videos, photo galleries and content featuring the basketball program.

[HawkeyeBasketball.com](http://HawkeyeBasketball.com) will be updated throughout the year with exclusive videos, including and game highlights, along with news stories and other content.

## IOWA HEADSHOTS AVAILABLE ONLINE

Up-to-date head shots of all Iowa players and coaches are available on the internet at [pics.hawkeyesports.com](http://pics.hawkeyesports.com). Contact the Iowa Athletic Communications office if you are in need of additional photos.



# IOWA HAWKEYE BASKETBALL

## Updated Iowa Player Bio

### Melsahn Basabe



# 1

**Jr., 6-7, 221, Forward**  
**Glen Cove, N.Y.**  
**St. Mark's**

- Iowa's scoring leader off the bench, averaging 7.3 points per game; in fact, his scoring average ranks fourth overall on the team
- Ranks second on the team in rebounding (4.8) and first in blocks (12)
- Blocked four shots twice this year (Central Michigan and Western Kentucky)
- Grabbed a game-high 10 rebounds to go along with nine points in opening win vs. UTPA
- Blocked a game and season-high four shots and scored nine points in win over Central Michigan
- Scored 11 points and blocked a game-high four shots in win over Western Kentucky

#### Personal Bests

**Points:** 25 at Michigan, 1/30/11  
**Rebounds:** 14 vs. Iowa State, 12/10/10  
**FGM:** 9 at Michigan, 1/30/11  
**FGA:** 14 vs. Iowa State, 12/10/10  
**FTM:** 8, 2x, last at Indiana, 2/5/11  
**FTA:** 11 vs. Ohio State, 1/4/11  
**Assists:** 2, 3x, last vs. Michigan, 1/14/12  
**Steals:** 2, 5x, last at UTPA, 11/9/12  
**Blocks:** 7 vs. Iowa State, 12/10/10  
**Minutes:** 37 vs. Wisconsin, 2/9/11

### 2012-13 Game-by-Game

Opponent	Date	gs	min	Total		3-Pointers		Free throws		Rebounds			pf	a	t/o	blk	stl	pts	avg
				fg-fga	pct	3fg-fga	pct	ft-fa	pct	off	def	tot							
UTPA	11/09/12	17	2-9	.222	0-0	.000	5-8	.625	6	4	10	10.0	3	0	3	2	2	9	9.0
CENTRAL MICHIGAN	11/12/12	20	4-8	.500	0-0	.000	1-1	1.000	1	2	3	6.5	1	0	1	4	1	9	9.0
HOWARD	11/15/12	15	2-3	.667	0-0	.000	1-2	.500	4	2	6	6.3	1	1	3	0	0	5	7.7
GARDNER-WEBB	11/17/12	20	2-5	.400	0-0	.000	0-0	.000	0	3	3	5.5	1	0	2	1	0	4	6.8
vs Western Kentucky	11/20/12	23	4-5	.800	0-0	.000	3-4	.750	2	3	5	5.4	0	1	2	4	1	11	7.6
vs Wichita State	11/21/12	21	0-2	.000	0-0	.000	6-8	.750	0	2	2	4.8	2	0	1	1	0	6	7.3
Totals		0	116	14-32	.438	0-0	.000	16-23	.696	13	16	29	4.8	8	2	12	12	44	7.3

Games played: 6  
 Minutes/game: 19.3  
 Points/game: 7.3  
 FG Pct: 43.8  
 FT Pct: 69.6

Rebounds/game: 4.8  
 Assists/game: 0.3  
 Turnovers/game: 2.0  
 Assist/turnover ratio: 0.2  
 Steals/game: 0.7  
 Blocks/game: 2.0

#### CAREER STATISTICS

YEAR	G/GS	FG-A	PCT	3-PT	PCT	FT-A	PCT	RB	AVG	PF-FO	AS	TO	BK	ST	PTS	AVG
Fresh.	31/31	131-229	.572	0-0	.000	80-112	.714	210	6.8	83-2	9	65	41	12	342	11.0
Soph.	34/21	101-195	.518	0-0	.000	68-104	.654	160	4.7	66-0	11	45	36	18	270	7.9
Junior	6/0	14-32	.438	0-0	.000	16-23	.696	29	4.8	8-0	2	12	12	4	44	7.3
<b>TOTALS</b>	<b>72/52</b>	<b>254-469</b>	<b>.542</b>	<b>0-0</b>	<b>.000</b>	<b>165-240</b>	<b>.688</b>	<b>407</b>	<b>5.7</b>	<b>162-3</b>	<b>22</b>	<b>122</b>	<b>89</b>	<b>34</b>	<b>673</b>	<b>9.3</b>



# IOWA HAWKEYE BASKETBALL

## Updated Iowa Player Bio

### Anthony Clemmons



# 5

**Fr., 6-1, 192, Guard**  
**Lansing, Mich.**  
**Sexton HS**

- Played in all six games as Iowa's back-up point guard
- Dished out two assists or more in four-of-six games
- Ranks third on the team in assists (11)
- Had five points, four rebounds and two assists in opening win vs. UTPA
- Posted season highs in points (9), assists (4) and minutes played (21) in win over Central Michigan
- Had three points, two rebounds and an assist against Wichita State

#### Personal Bests

**Points:** 9 vs Central Michigan, 11/12/12  
**Rebounds:** 4 vs. UTPA, 11/9/12  
**FGM:** 3 vs Central Michigan, 11/12/12  
**FGA:** 6 vs Central Michigan, 11/12/12  
**3-pt FG:** 2 vs Central Michigan, 11/12/12  
**3-pt FGA:** 4 vs Central Michigan, 11/12/12  
**FTM:** 1 vs Central Michigan, 11/12/12  
**FTA:** 2 vs Central Michigan, 11/12/12  
**Assists:** 4 vs Central Michigan, 11/12/12  
**Steals:** 1 vs. Western Kentucky, 11/20/12  
**Blocks:** ---  
**Minutes:** 21 vs Central Michigan, 11/12/12

### 2012-13 Game-by-Game

Opponent	Date	gs	min	Total		3-Pointers		Free throws		Rebounds				pf	a	t/o	blk	stl	pts	avg
				fg-fga	pct	3fg-fga	pct	ft-fa	pct	off	def	tot	avg							
UTPA	11/09/12	14		2-5	.400	1-1	1.000	0-0	.000	2	2	4	4.0	0	2	2	0	0	5	5.0
CENTRAL MICHIGAN	11/12/12	21		3-6	.500	2-4	.500	1-2	.500	1	1	2	3.0	0	4	2	0	0	9	7.0
HOWARD	11/15/12	17		0-3	.000	0-1	.000	0-0	.000	0	1	1	2.3	2	2	1	0	0	0	4.7
GARDNER-WEBB	11/17/12	6		0-1	.000	0-1	.000	0-0	.000	0	0	0	1.8	0	0	1	0	0	0	3.5
vs Western Kentucky	11/20/12	11		0-1	.000	0-0	.000	0-0	.000	0	1	1	1.6	2	2	0	0	1	0	2.8
vs Wichita State	11/21/12	11		1-1	1.000	1-1	1.000	0-0	.000	0	2	2	1.7	1	1	0	0	0	3	2.8
Totals		0	80	6-17	.353	4-8	.500	1-2	.500	3	7	10	1.7	5	11	6	0	1	17	2.8

Games played: 6  
 Minutes/game: 13.3  
 Points/game: 2.8  
 FG Pct: 35.3  
 3FG Pct: 50.0  
 FT Pct: 50.0

Rebounds/game: 1.7  
 Assists/game: 1.8  
 Turnovers/game: 1.0  
 Assist/turnover ratio: 1.8  
 Steals/game: 0.2

#### CAREER STATISTICS

YEAR	G/GS	FG-A	PCT	3-PT	PCT	FT-A	PCT	RB	AVG	PF-FO	AS	TO	BK	ST	PTS	AVG
Fresh.	6/0	6-17	.353	4-8	.500	1-2	.500	10	1.7	5-0	11	6	0	1	17	2.8





# IOWA HAWKEYE BASKETBALL

## Updated Iowa Player Bio

### Kyle Denning



# 13

**So., 6-1, 165, Guard**  
**Cedar Falls, Iowa**  
**Northern University HS**

- Non-scholarship athlete
- Saw action in six career games, including two this season

#### Personal Bests

**Points:** 2 vs. C. Arkansas, 12/19/11  
**Rebounds:** 1 vs. C. Arkansas, 12/19/11  
**FGM:** 1 vs. C. Arkansas, 12/19/11  
**FGA:** 2 vs. C. Arkansas, 12/19/11  
**3-pt FG:** ---  
**3-pt FGA:** 1 vs. C. Arkansas, 12/19/11  
**FTM:** 2 vs. Chicago State, 11/11/11  
**FTA:** 2 vs. Chicago State, 11/11/11  
**Assists:** ---  
**Steals:** ---  
**Blocks:** ---  
**Minutes:** 4, 2x, last vs. UTPA, 11/9/12

### 2012-13 Game-by-Game

Opponent	Date	pts	mins	Total		3-Pointers		Free Throws		Rebounds			pf	st	blk	pts	avg	
				fg/fga	pts	fg/fga	pts	off	def	tot								
UTPA	11/09/12	3	0-0	.000	0-0	.000	0-0	.000	0	0	0	0	0	0	1	0	0	0.0
HOWARD	11/15/12	2	0-0	.000	0-0	.000	0-0	.000	0	0	0	0	0	0	0	0	0	0.0
<b>Totals</b>		<b>5</b>	<b>0-0</b>	<b>.000</b>	<b>0-0</b>	<b>.000</b>	<b>0-0</b>	<b>.000</b>	<b>0</b>	<b>0</b>	<b>0</b>	<b>0</b>	<b>0</b>	<b>0</b>	<b>1</b>	<b>0</b>	<b>0</b>	<b>0.0</b>

Games played: 2  
Minutes/game: 2.5

Turnovers/game: 0.5

#### CAREER STATISTICS

YEAR	G/GS	FG-A	PCT	3-PT	PCT	FT-A	PCT	RB	AVG	PF-FO	AS	TO	BK	ST	PTS	AVG
Fresh.	4/0	1-2	.500	0-1	.000	2-2	1.000	1	0.3	0-0	0	1	0	0	4	1.0
Soph.	2/0	0-0	.000	0-0	.000	0-0	.000	0	0.0	0-0	0	0	0	0	0	0.0
<b>TOTALS</b>	<b>6/0</b>	<b>1-2</b>	<b>.500</b>	<b>0-1</b>	<b>.000</b>	<b>2-2</b>	<b>1.000</b>	<b>1</b>	<b>0.3</b>	<b>0-0</b>	<b>0</b>	<b>0</b>	<b>0</b>	<b>0</b>	<b>4</b>	<b>1.0</b>



# IOWA HAWKEYE BASKETBALL

## Updated Iowa Player Bio

### Mike Gesell



# 10

**Fr., 6-1, 185, Guard**  
**South Sioux City, Neb.**  
**South Sioux City HS**

- Leads the team in assists (20) and ranks third in scoring (8.0)
- One of three Hawkeyes with eight 3-pointers
- Pulled down three rebounds or more in all six contests
- Had seven points and four assists in opening win vs. UTPA
- Tallied 15 points and dished a game-high five assists in win over Central Michigan
- Netted a season-high 19 points, bolstered by 7-10 shooting from the field, to go along with four rebounds, two assists and two steals in win over Western Kentucky

#### Personal Bests

**Points:** 19 vs. Western Kentucky, 11/20/12  
**Rebounds:** 4, 2x, last vs. W. Kentucky, 11/20/12  
**FGM:** 7 vs. Western Kentucky, 11/20/12  
**FGA:** 11 vs. Central Michigan, 11/12/12  
**3-pt FG:** 3, 2x, last vs. W. Kentucky, 11/20/12  
**3-pt FGA:** 6 vs. Central Michigan, 11/12/12  
**FTM:** 2, 3x, last vs. Wichita State, 11/21/12  
**FTA:** 3 vs. Western Kentucky, 11/20/12  
**Assists:** 5, 2x, last vs. Howard, 11/15/12  
**Steals:** 2 vs. Western Kentucky, 11/20/12  
**Blocks:** 1 vs. Gardner-Webb, 11/17/12  
**Minutes:** 32 vs. Central Michigan, 11/12/12

### 2012-13 Game-by-Game

Opponent	Date	gs	min	Total		3-Pointers		Free throws		Rebounds			pf	a	t/o	blk	stl	pts	avg		
				fg-fga	pct	3fg-fga	pct	ft-fa	pct	off	def	tot								avg	
UTPA	11/09/12	*	24	3-6	.500	1-3	.333	0-0	.000	0	3	3	3.0	0	4	1	0	1	7	7.0	
CENTRAL MICHIGAN	11/12/12	*	32	6-11	.545	3-6	.500	0-1	.000	0	3	3	3.0	2	5	3	0	1	15	11.0	
HOWARD	11/15/12	*	27	1-6	.167	1-4	.250	0-0	.000	0	3	3	3.0	1	5	1	0	0	3	8.3	
GARDNER-WEBB	11/17/12	*	31	0-8	.000	0-3	.000	2-2	1.000	1	3	4	3.3	3	4	1	1	1	2	6.8	
vs Western Kentucky	11/20/12	*	29	7-10	.700	3-5	.600	2-3	.667	0	4	4	3.4	3	2	4	0	2	19	9.2	
vs Wichita State	11/21/12	*	12	0-3	.000	0-0	.000	2-2	1.000	1	2	3	3.3	4	0	3	0	0	2	8.0	
Totals			6	155	17-44	.386	8-21	.381	6-8	.750	2	18	20	3.3	13	20	13	1	5	48	8.0

Games played: 6  
 Minutes/game: 25.8  
 Points/game: 8.0  
 FG Pct: 38.6  
 3FG Pct: 38.1  
 FT Pct: 75.0

Rebounds/game: 3.3  
 Assists/game: 3.3  
 Turnovers/game: 2.2  
 Assist/turnover ratio: 1.5  
 Steals/game: 0.8  
 Blocks/game: 0.2

#### CAREER STATISTICS

YEAR	G/GS	FG-A	PCT	3-PT	PCT	FT-A	PCT	RB	AVG	PF-FO	AS	TO	BK	ST	PTS	AVG
Fresh.	6/6	17-44	.386	8-21	.381	6-8	.750	20	3.3	13-0	20	13	1	5	48	8.0



# IOWA HAWKEYE BASKETBALL

## Updated Iowa Player Bio

### Pat Ingram



# 24

**Fr., 6-2, 211, Guard**  
**Indianapolis, Ind.**  
**North Central HS**

- Played in three games
- Had one assist in all three games played
- Scored first career basket in opening win vs. UTPA
- Had two points, two rebounds and an assist in win over Howard

#### Personal Bests

**Points:** 2 vs. UTPA, 11/9/12  
**Rebounds:** ---  
**FGM:** 1 vs. UTPA, 11/9/12  
**FGA:** 1 vs. UTPA, 11/9/12  
**3-pt FG:** ---  
**3-pt FGA:** ---  
**FTM:** 2 vs. Howard, 11/15/12  
**FTA:** 4 vs. Howard, 11/15/12  
**Assists:** 1, 2x, last vs. Wichita State, 11/21/12  
**Steals:** ---  
**Blocks:** ---  
**Minutes:** 8 vs. Wichita State, 11/21/12

### 2012-13 Game-by-Game

Opponent	Date	gs	min	Total		3-Pointers		Free throws		Rebounds				pf	a	t/o	blk	stl	pts	avg
				fg-fga	pct	3fg-fga	pct	ft-fa	pct	off	def	tot	avg							
UTPA	11/09/12	4	1-1	1.000	0-0	.000	0-0	.000	0	0	0	0.0	0	1	1	0	0	2	2.0	
HOWARD	11/15/12	4	0-0	.000	0-0	.000	2-4	.500	0	2	2	1.0	0	1	0	0	0	2	2.0	
vs Wichita State	11/21/12	8	0-1	.000	0-0	.000	1-2	.500	0	0	0	0.7	0	1	0	0	0	1	1.7	
<b>Totals</b>		<b>0</b>	<b>16</b>	<b>1-2</b>	<b>.500</b>	<b>0-0</b>	<b>.000</b>	<b>3-6</b>	<b>.500</b>	<b>0</b>	<b>2</b>	<b>2</b>	<b>0.7</b>	<b>0</b>	<b>3</b>	<b>1</b>	<b>0</b>	<b>0</b>	<b>5</b>	<b>1.7</b>

Games played: 3  
 Minutes/game: 5.3  
 Points/game: 1.7  
 FG Pct: 50.0  
 FT Pct: 50.0

Rebounds/game: 0.7  
 Assists/game: 1.0  
 Turnovers/game: 0.3  
 Assist/turnover ratio: 3.0

#### CAREER STATISTICS

YEAR	G/GS	FG-A	PCT	3-PT	PCT	FT-A	PCT	RB	AVG	PF-FO	AS	TO	BK	ST	PTS	AVG
Fresh.	3/0	1-2	.500	0-0	.000	3-6	.500	2	0.7	0-0	3	1	0	0	5	1.7



# IOWA HAWKEYE BASKETBALL

## Updated Iowa Player Bio

### Roy Devyn Marble



# 4

**Jr., 6-6, 194, Guard/Forward**  
**Southfield, Mich.**  
**Lathrup HS**

- Father Roy, is a three-time all-Big Ten performer and Iowa MVP, and Iowa's all-time leading scorer
- Team co-captain
- Named to the 2012 Cancun Challenge All-Tournament team
- Only Hawkeye to score in double figures in all six games this season
- Ranks first in team scoring (13.8) and second in assists (18)
- Ranks first on the team in shot attempts (11.5)
- Netted 11 points in opening win vs. UTPA
- Tallied a game-high 18 points and snagged six boards in win over Central Michigan
- Scored game-high 22 points on 9-of-15 shooting against Howard.
- Scored all 11 points against Gardner-Webb in the second half.

#### Personal Bests

**Points:** 31 at Oregon, 3/18/12  
**Rebounds:** 8, 3x, last at Penn State, 2/16/12  
**FGM:** 10 at Oregon, 3/18/12  
**FGA:** 15, 2x, last vs. C. Michigan, 11/12/12  
**3-pt FG:** 7 at Oregon, 3/18/12  
**3-pt FGA:** 8 at Oregon, 3/18/12  
**FTM:** 10 at Iowa State, 12/9/11  
**FTA:** 11 at Iowa State, 12/9/11  
**Assists:** 8 vs. Wisconsin, 2/23/12  
**Steals:** 4, 2x, last at Illinois, 2/26/12  
**Blocks:** 3 vs Boise State, 12/22/11  
**Minutes:** 40, 2x, last vs. C. Michigan, 11/12/12

### 2012-13 Game-by-Game

Opponent	Date	gs	min	Total		3-Pointers		Free throws		Rebounds				pf	a	t/o	blk	stl	pts	avg	
				fg-fga	pct	3fg-fga	pct	ft-fa	pct	off	def	tot	avg								
UTPA	11/09/12	*	23	4-12	.333	0-2	.000	3-4	.750	0	2	2	2.0	1	4	0	0	1	11	11.0	
CENTRAL MICHIGAN	11/12/12	*	40	6-15	.400	2-4	.500	4-7	.571	2	4	6	4.0	2	3	2	0	0	18	14.5	
HOWARD	11/15/12	*	29	9-15	.600	2-5	.400	2-4	.500	1	1	2	3.3	1	2	2	1	1	22	17.0	
GARDNER-WEBB	11/17/12	*	33	4-10	.400	1-3	.333	2-2	1.000	0	4	4	3.5	2	3	5	0	3	11	15.5	
vs Western Kentucky	11/20/12	*	33	3-5	.600	0-0	.000	4-4	1.000	0	1	1	3.0	1	4	3	0	0	10	14.4	
vs Wichita State	11/21/12	*	36	4-12	.333	2-2	1.000	1-2	.500	3	1	4	3.2	2	2	5	0	0	11	13.8	
Totals			6	194	30-69	.435	7-16	.438	16-23	.696	6	13	19	3.2	9	18	17	1	5	83	13.8

Games played: 6  
 Minutes/game: 32.3  
 Points/game: 13.8  
 FG Pct: 43.5  
 3FG Pct: 43.8  
 FT Pct: 69.6

Rebounds/game: 3.2  
 Assists/game: 3.0  
 Turnovers/game: 2.8  
 Assist/turnover ratio: 1.1  
 Steals/game: 0.8  
 Blocks/game: 0.2

#### CAREER STATISTICS

YEAR	G/GS	FG-A	PCT	3-PT	PCT	FT-A	PCT	RB	AVG	PF-FO	AS	TO	BK	ST	PTS	AVG
Fresh.	31/6	66-174	.379	11-41	.268	35-66	.530	74	2.4	41-0	41	34	2	21	178	5.7
Soph.	34/26	129-304	.424	15-48	.313	98-137	.715	128	3.8	54-0	121	61	14	53	371	10.9
Junior	6/6	30-69	.435	7-16	.438	16-23	.696	19	3.2	9-0	18	17	1	5	83	13.8
<b>TOTALS</b>	<b>72/39</b>	<b>235-562</b>	<b>.418</b>	<b>40-113</b>	<b>.354</b>	<b>153-230</b>	<b>.665</b>	<b>226</b>	<b>3.1</b>	<b>107-0</b>	<b>185</b>	<b>112</b>	<b>17</b>	<b>79</b>	<b>663</b>	<b>9.2</b>



# IOWA HAWKEYE BASKETBALL

## Updated Iowa Player Bio

### Eric May



# 25

**Sr., 6-5, 219, Guard/Forward**  
**Dubuque, Iowa**  
**Wahlert HS**

- Two-time Academic All-Big Ten honoree
- Team co-captain
- Iowa's only scholarship senior on the team
- Scored eight points or more in three games, including both at Cancun Challenge
- Ranks fourth in team rebounding (4.2)
- Already made more free throws in six games this season (17) than in 32 games a year ago (15)
- Had four points, four rebounds and two steals in win over Central Michigan
- Had eight points and a steal in win over Howard
- Averaged 10.5 points and six rebounds in two Cancun Challenge games
- Posted career bests in free throws made (9) and attempted (10) against Wichita State

#### Personal Bests

**Points:** 20, 2x, last vs. NC A&T, 11/14/11  
**Rebounds:** 11 vs. Prairie View A&M, 12/5/09  
**FGM:** 8, 2x, last at Wake Forest, 11/30/10  
**FGA:** 16 vs. South Dakota State, 11/14/10  
**3-pt FG:** 5 vs. Ohio State, 1/27/10  
**3-pt FGA:** 10 vs. Ohio State, 1/27/10  
**FTM:** 9 vs. Wichita State, 11/21/12  
**FTA:** 10 vs. Wichita State, 11/21/12  
**Assists:** 5 vs. Chicago State, 11/11/11  
**Steals:** 7 vs. SIUE, 11/26/10  
**Blocks:** 3, 3x, last at Michigan, 1/30/10  
**Minutes:** 43 vs. Michigan, 2/16/10

### 2012-13 Game-by-Game

Opponent	Date	gs	min	Total		3-Pointers		Free throws		Rebounds				pf	a	t/o	blk	stl	pts	avg
				fg-fga	pct	3fg-fga	pct	ft-fa	pct	off	def	tot	avg							
UTPA	11/09/12	24	2-3	.667	0-0	.000	2-2	1.000	1	4	5	5.0	0	2	1	0	1	6	6.0	
CENTRAL MICHIGAN	11/12/12	21	2-2	1.000	0-0	.000	0-0	.000	0	4	4	4.5	2	1	2	0	2	4	5.0	
HOWARD	11/15/12	14	3-5	.600	0-1	.000	2-2	1.000	0	2	2	3.7	1	0	1	0	1	8	6.0	
GARDNER-WEBB	11/17/12	12	0-0	.000	0-0	.000	2-4	.500	1	1	2	3.3	1	2	0	0	0	2	5.0	
vs Western Kentucky	11/20/12	28	3-7	.429	0-0	.000	2-3	.667	0	6	6	3.8	2	1	1	1	0	8	5.6	
vs Wichita State	11/21/12	23	2-6	.333	0-1	.000	9-10	.900	2	4	6	4.2	1	0	1	0	0	13	6.8	
Totals		0	122	12-23	.522	0-2	.000	17-21	.810	4	21	25	4.2	7	6	6	1	4	41	6.8

Games played: 6  
 Minutes/game: 20.3  
 Points/game: 6.8  
 FG Pct: 52.2  
 3FG Pct: 0.0  
 FT Pct: 81.0

Rebounds/game: 4.2  
 Assists/game: 1.0  
 Turnovers/game: 1.0  
 Assist/turnover ratio: 1.0  
 Steals/game: 0.7  
 Blocks/game: 0.2

#### CAREER STATISTICS

YEAR	G/GS	FG-A	PCT	3-PT	PCT	FT-A	PCT	RB	AVG	PF-FO	AS	TO	BK	ST	PTS	AVG
Fresh.	32/23	104-259	.402	41-143	.287	38-57	.667	147	4.6	74-1	44	59	26	34	287	9.0
Soph.	30/25	88-204	.423	26-66	.394	32-53	.604	88	2.9	41-1	38	60	9	38	234	7.8
Junior	32/21	56-142	.394	14-40	.350	15-24	.625	76	2.4	42-1	33	31	7	20	141	4.4
Senior	6/0	12-23	.522	0-2	.000	17-21	.810	25	4.2	7-0	6	6	1	4	41	6.8
<b>TOTALS</b>	<b>101/69</b>	<b>260-636</b>	<b>.409</b>	<b>81-252</b>	<b>.321</b>	<b>102-155</b>	<b>.658</b>	<b>339</b>	<b>3.4</b>	<b>166-3</b>	<b>121</b>	<b>156</b>	<b>43</b>	<b>97</b>	<b>703</b>	<b>7.0</b>



# IOWA HAWKEYE BASKETBALL

## Updated Iowa Player Bio

### Zach McCabe



# 15

**Jr., 6-7, 235, Forward**  
**Sioux City, Iowa**  
**Bishop Heelan HS**

- Ranks sixth in team scoring (6.0)
- One of three Hawkeyes with eight 3-pointers
- Two steals in three games this season
- Scored 14 points and grabbed eight rebounds in opening win vs. UTPA

#### Personal Bests

**Points:** 20, 3x, last vs. Dayton, 3/13/12  
**Rebounds:** 10 vs. Minnesota, 2/1/12  
**FGM:** 9, 2x, last vs. Dayton, 3/13/12  
**FGA:** 13, 2x, last at Purdue, 1/17/12  
**3-pt FG:** 4 vs. SIUE, 11/26/10  
**3-pt FGA:** 7 vs. SIUE, 11/26/10  
**FTM:** 6 vs. Alabama, 11/20/10  
**FTA:** 7, 2x, last at Purdue, 1/17/12  
**Assists:** 4 vs. Minnesota, 2/1/12  
**Steals:** 4 vs. Minnesota, 2/1/12  
**Blocks:** 2, at Penn State, 2/16/12  
**Minutes:** 36 at Purdue, 1/17/12

### 2012-13 Game-by-Game

Opponent	Date	gs	min	Total		3-Pointers		Free throws		Rebounds				pf	a	t/o	blk	stl	pts	avg	
				fg-fga	pct	3fg-fga	pct	ft-fa	pct	off	def	tot	avg								
UTPA	11/09/12	*	21	5-9	.556	4-4	1.000	0-0	.000	2	6	8	8.0	2	1	2	0	2	14	14.0	
CENTRAL MICHIGAN	11/12/12	*	10	0-3	.000	0-2	.000	0-0	.000	1	0	1	4.5	4	1	1	0	0	0	7.0	
HOWARD	11/15/12	*	17	2-2	1.000	1-1	1.000	0-0	.000	0	3	3	4.0	1	2	2	0	0	5	6.3	
GARDNER-WEBB	11/17/12	*	24	2-10	.200	2-6	.333	2-4	.500	2	4	6	4.5	2	3	1	2	2	8	6.8	
vs Western Kentucky	11/20/12	*	21	2-8	.250	1-4	.250	4-5	.800	3	2	5	4.6	5	0	3	0	2	9	7.2	
vs Wichita State	11/21/12	*	13	0-3	.000	0-1	.000	0-0	.000	0	1	1	4.0	4	0	1	0	0	0	6.0	
Totals			6	106	11-35	.314	8-18	.444	6-9	.667	8	16	24	4.0	18	7	10	2	6	36	6.0

Games played: 6  
 Minutes/game: 17.7  
 Points/game: 6.0  
 FG Pct: 31.4  
 3FG Pct: 44.4  
 FT Pct: 66.7

Rebounds/game: 4.0  
 Assists/game: 1.2  
 Turnovers/game: 1.7  
 Assist/turnover ratio: 0.7  
 Steals/game: 1.0  
 Blocks/game: 0.3

#### CAREER STATISTICS

YEAR	G/GS	FG-A	PCT	3-PT	PCT	FT-A	PCT	RB	AVG	PF-FO	AS	TO	BK	ST	PTS	AVG
Fresh.	31/2	59-169	.349	24-84	.286	37-46	.804	111	3.6	69-3	24	48	1	22	179	5.8
Soph.	34/29	96-194	.495	21-48	.438	52-69	.754	159	4.7	114-6	36	56	9	29	265	7.8
Junior	6/6	11-35	.314	8-18	.444	6-9	.667	24	4.0	18-1	7	10	2	6	36	6.0
<b>TOTALS</b>	<b>72/38</b>	<b>169-404</b>	<b>.418</b>	<b>54-151</b>	<b>.358</b>	<b>96-126</b>	<b>.762</b>	<b>296</b>	<b>4.1</b>	<b>206-11</b>	<b>67</b>	<b>118</b>	<b>12</b>	<b>57</b>	<b>488</b>	<b>6.8</b>



# IOWA HAWKEYE BASKETBALL

## Updated Iowa Player Bio

### Kyle Meyer

### 2012-13 Game-by-Game



# 42

**Fr., 6-10, 229, Forward**  
**Alpharetta, Ga.**  
**Northview HS**

- Will red-shirt his freshman season

#### Personal Bests

Points: ---  
 Rebounds: ---  
 FGM: ---  
 FGA: ---  
 3-pt FG: ---  
 3-pt FGA: ---  
 FTM: ---  
 FTA: ---  
 Assists: ---  
 Steals: ---  
 Blocks: ---  
 Minutes: ---

---

CAREER STATISTICS																
YEAR	G/GS	FG-A	PCT	3-PT	PCT	FT-A	PCT	RB	AVG	PF-FO	AS	TO	BK	ST	PTS	AVG
Fresh.	0/0	0-0	.000	0-0	.000	0-0	.000	0	0.0	0-0	0	0	0	0	0	0.0



# IOWA HAWKEYE BASKETBALL

## Updated Iowa Player Bio

### Josh Oglesby



# 2

**So., 6-5, 202, Guard  
Cedar Rapids, Iowa  
Washington HS**

- Shooting 8-28 from 3-point range and 0-4 from inside the arc
- Netted double figures twice this season
- Scored a game-high 13 points against Gardner-Webb with three 3-pointers and four free throws
- Scored all 12 points via four 3-pointers in the first half while also blocking a personal-best two shots and matching a career high with five rebounds against Wichita State

#### Personal Bests

**Points:** 24 at Indiana, 1/29/12  
**Rebounds:** 5, 2x, last vs. Wichita State, 11/21/12  
**FGM:** 8 at Indiana, 1/29/12  
**FGA:** 12 at Indiana, 1/29/12  
**3-pt FG:** 6 at Indiana, 1/29/12  
**3-pt FGA:** 8 at Indiana, 1/29/12  
**FTM:** 5 vs. Indiana, 2/19/12  
**FTA:** 6 vs. Indiana, 2/19/12  
**Assists:** 4 vs. Chicago State, 11/11/11  
**Steals:** 2 vs. Clemson, 11/29/11  
**Blocks:** 2 vs. Wichita State, 11/21/12  
**Minutes:** 36 vs. Indiana, 2/19/12

### 2012-13 Game-by-Game

Opponent	Date	gs	min	Total		3-Pointers		Free throws		Rebounds				pf	a	t/o	blk	stl	pts	avg
				fg-fga	pct	3fg-fga	pct	ft-fa	pct	off	def	tot	avg							
UTPA	11/09/12		14	1-5	.200	1-5	.200	1-2	.500	0	0	0	0.0	0	0	0	0	0	4	4.0
CENTRAL MICHIGAN	11/12/12		6	0-2	.000	0-2	.000	0-0	.000	0	0	0	0.0	0	0	0	0	1	0	2.0
HOWARD	11/15/12		13	0-5	.000	0-5	.000	0-0	.000	0	1	1	0.3	1	0	0	0	0	0	1.3
GARDNER-WEBB	11/17/12		20	3-6	.500	3-6	.500	4-5	.800	1	0	1	0.5	2	0	2	0	0	13	4.3
vs Western Kentucky	11/20/12		11	0-3	.000	0-2	.000	0-1	.000	0	1	1	0.6	0	0	0	0	0	0	3.4
vs Wichita State	11/21/12		21	4-11	.364	4-8	.500	0-0	.000	0	5	5	1.3	2	1	1	2	0	12	4.8
Totals		0	85	8-32	.250	8-28	.286	5-8	.625	1	7	8	1.3	5	1	3	2	1	29	4.8

Games played: 6  
 Minutes/game: 14.2  
 Points/game: 4.8  
 FG Pct: 25.0  
 3FG Pct: 28.6  
 FT Pct: 62.5

Rebounds/game: 1.3  
 Assists/game: 0.2  
 Turnovers/game: 0.5  
 Assist/turnover ratio: 0.3  
 Steals/game: 0.2  
 Blocks/game: 0.3

#### CAREER STATISTICS

YEAR	G/GS	FG-A	PCT	3-PT	PCT	FT-A	PCT	RB	AVG	PF-FO	AS	TO	BK	ST	PTS	AVG
Fresh.	34/5	76-190	.400	45-121	.372	26-36	.722	59	1.7	26-0	41	15	2	7	223	6.6
Soph.	6/0	8-32	.250	8-28	.286	5-8	.625	8	1.3	5-0	1	3	2	1	29	4.8
<b>TOTALS</b>	<b>41/5</b>	<b>84-223</b>	<b>.377</b>	<b>53-149</b>	<b>.356</b>	<b>31-44</b>	<b>.705</b>	<b>67</b>	<b>1.6</b>	<b>31-0</b>	<b>42</b>	<b>18</b>	<b>4</b>	<b>8</b>	<b>252</b>	<b>6.1</b>





# IOWA HAWKEYE BASKETBALL

## Updated Iowa Player Bio

### Gabriel Olaseni



0

**So., 6-10, 229, Center**  
**London, England**  
**Sunrise Christian Academy**

- Played in six games this season
- Grabbed two rebounds or more four times this season
- Snagged a career-high seven rebounds in opening win vs. UTPA

#### Personal Bests

**Points:** 8, 2x, last C. Arkansas, 12/19/11  
**Rebounds:** 7 vs. UTPA, 11/9/12  
**FGM:** 4 vs. C. Arkansas, 12/19/11  
**FGA:** 5 vs. C. Arkansas, 12/19/11  
**FTM:** 6 vs. Chicago State, 11/11/11  
**FTA:** 8 vs. Chicago State, 11/11/11  
**Assists:** 1, 3x, last C. Arkansas, 12/19/11  
**Steals:** 2 at Penn State, 2/16/12  
**Blocks:** 3 vs. C. Arkansas, 12/19/11  
**Minutes:** 14 vs. UTPA, 11/9/12

### 2012-13 Game-by-Game

Opponent	Date	gs	min	Total		3-Pointers		Free throws		Rebounds				pf	a	t/o	blk	stl	pts	avg
				fg-fga	pct	3fg-fga	pct	ft-fga	pct	off	def	tot	avg							
UTPA	11/09/12	14	1-3	.333	0-0	.000	0-0	.000	1	6	7	7.0	4	0	0	2	1	2	2.0	
CENTRAL MICHIGAN	11/12/12	3	0-0	.000	0-0	.000	2-2	1.000	0	2	2	4.5	0	0	0	0	0	2	2.0	
HOWARD	11/15/12	14	0-1	.000	0-0	.000	0-0	.000	1	2	3	4.0	3	0	0	2	1	0	1.3	
GARDNER-WEBB	11/17/12	4	0-0	.000	0-0	.000	0-0	.000	2	0	2	3.5	1	0	1	0	1	0	1.0	
vs Western Kentucky	11/20/12	2	0-1	.000	0-0	.000	0-0	.000	0	1	1	3.0	1	0	1	1	0	0	0.8	
vs Wichita State	11/21/12	3	0-0	.000	0-0	.000	0-0	.000	0	0	0	2.5	0	0	0	0	0	0	0.7	
Totals		0	40	1-5	.200	0-0	.000	2-2	1.000	4	11	15	2.5	9	0	2	5	3	4	0.7

Games played: 6  
 Minutes/game: 6.7  
 Points/game: 0.7  
 FG Pct: 20.0  
 FT Pct: 100.0

Rebounds/game: 2.5  
 Turnovers/game: 0.3  
 Steals/game: 0.5  
 Blocks/game: 0.8

#### CAREER STATISTICS

YEAR	G/GS	FG-A	PCT	3-PT	PCT	FT-A	PCT	RB	AVG	PF-FO	AS	TO	BK	ST	PTS	AVG
Fresh.	17/0	9-18	.500	0-0	.000	8-13	.615	22	1.3	12-0	3	9	8	4	26	1.5
Soph.	6/0	1-5	.200	0-0	.000	2-2	1.000	15	2.5	9-0	0	2	5	3	4	0.7
TOTALS	24/0	10-24	.417	0-0	.000	10-15	.667	37	1.5	21-0	3	11	13	7	30	1.3



# IOWA HAWKEYE BASKETBALL

## Updated Iowa Player Bio

### Christopher Rickert



# 11

### 2012-13 Game-by-Game

Opponent	Date	pts	mins	Total		3-Pointers		Free throws		Rebounds					pts	avg	
				fg	pta	fg	pta	ft	fta	off	def	tot	avg				
UTPA	11/09/12	3	0-1	.000	0-0	.000	0-0	0-0	.000	0	0	0	0	0	0	0	0.0
HOWARD	11/15/12	1	0-0	.000	0-0	.000	0-0	0-0	.000	0	1	1	0.5	0	0	0	0.0
<b>Totals</b>		<b>4</b>	<b>0-1</b>	<b>.000</b>	<b>0-0</b>	<b>.000</b>	<b>0-0</b>	<b>0-0</b>	<b>.000</b>	<b>0</b>	<b>1</b>	<b>1</b>	<b>0.5</b>	<b>1</b>	<b>0</b>	<b>0</b>	<b>0.0</b>

Games played: 2  
 Minutes/game: 2.0  
 FG Pct: 0.0

Rebounds/game: 0.5

**Sr, 6-3, 180, Junior**  
**Sioux City, Iowa**  
**Bixhop Heelan HS**

- Non-scholarship athlete
- Played in two career games

#### Personal Bests

Points: ---  
 Rebounds: ---  
 FGM: ---  
 FGA: ---  
 3-pt FG: ---  
 3-pt FGA: ---  
 FTM: ---  
 FTA: ---  
 Assists: ---  
 Steals: ---  
 Blocks: ---  
 Minutes: 2 vs. C. Arkansas, 12/19/11

#### CAREER STATISTICS


YEAR	G/GS	FG-A	PCT	3-PT	PCT	FT-A	PCT	RB	AVG	PF-FO	AS	TO	BK	ST	PTS	AVG
Junior	1/0	0-0	.000	0-0	.000	0-0	.000	0	0.0	0-0	0	0	0	0	0	0.0
Senior	2/0	0-1	.000	0-0	.000	0-0	.000	1	.5	1-0	0	0	0	0	0	0
<b>TOTALS</b>	<b>3/0</b>	<b>0-1</b>	<b>.000</b>	<b>0-0</b>	<b>.000</b>	<b>0-0</b>	<b>.000</b>	<b>1</b>	<b>.333</b>	<b>1-0</b>	<b>0</b>	<b>0</b>	<b>0</b>	<b>0</b>	<b>0</b>	<b>0.0</b>



# IOWA HAWKEYE BASKETBALL

## Updated Iowa Player Bio

### Darius Stokes



# 35

**So., 6-7, 203, Forward**  
**Cedar Rapids, Iowa**  
**Linn-Mar HS**

- Non-scholarship athlete
- Saw action in 12 career games
- Blocked one shot in opening win vs. UTPA

#### Personal Bests

**Points:** 2, 2x, last vs. Indiana, 2/19/12  
**Rebounds:** 4 vs. C. Arkansas, 12/19/11  
**FGM:** 1, 2x, last vs. Indiana, 2/19/12  
**FGA:** 1, 5x, last vs. Indiana, 2/19/12  
**3-pt FG:** ---  
**3-pt FGA:** ---  
**FTM:** ---  
**FTA:** ---  
**Assists:** 1, 2x, last vs. C. Arkansas, 12/19/11  
**Steals:** 1 vs. Clemson, 11/29/11  
**Blocks:** 1, 3x, last vs. UTPA, 11/9/12  
**Minutes:** 6 vs. C. Arkansas, 12/19/11

### 2012-13 Game-by-Game

Opponent	Date	gp	min	Total		3-Pointers		Free throws		Rebounds					pf	st	blk	pts	avg
				fg/fga	pt	fg/fga	pt	ft/fta	pt	off	def	tot	avg						
UTPA	11/09/12	4	0-0	.000	0-0	.000	0-0	.000	0	0	0	0	0	0	1	0	1	0	0.0
HOWARD	11/15/12	2	0-0	.000	0-0	.000	1-2	.500	1	1	2	1.0	1	0	0	0	0	1	0.5
<b>Totals</b>		<b>6</b>	<b>0-0</b>	<b>.000</b>	<b>0-0</b>	<b>.000</b>	<b>1-2</b>	<b>.500</b>	<b>1</b>	<b>1</b>	<b>2</b>	<b>1.0</b>	<b>1</b>	<b>0</b>	<b>1</b>	<b>0</b>	<b>1</b>	<b>0</b>	<b>0.5</b>

Games played: 2  
 Minutes/game: 3.0  
 Points/game: 0.5  
 FT Pct: 50.0

Rebounds/game: 1.0  
 Assists/game: 0.5  
 Assists/turnover ratio: 0.5  
 Blocks/game: 0.5

#### CAREER STATISTICS

YEAR	G/GS	FG-A	PCT	3-PT	PCT	FT-A	PCT	RB	AVG	PF-FO	AS	TO	BK	ST	PTS	AVG
Fresh.	11/0	2-5	.400	0-0	.000	0-0	.000	9	0.8	6-0	2	2	2	1	4	0.4
Soph.	2/0	0-0	.000	0-0	.000	1-2	.500	2	1.0	1-0	1	0	1	0	1	.5
<b>TOTALS</b>	<b>13/0</b>	<b>2-5</b>	<b>.400</b>	<b>0-0</b>	<b>.000</b>	<b>1-2</b>	<b>.500</b>	<b>11</b>	<b>0.9</b>	<b>7-0</b>	<b>3</b>	<b>2</b>	<b>3</b>	<b>1</b>	<b>5</b>	<b>.385</b>



# IOWA HAWKEYE BASKETBALL

## Updated Iowa Player Bio

### Aaron White



# 30

**So., 6-8, 218, Forward**  
**Strongsville, Ohio**  
**Strongsville HS**

- Named to the 2012 Cancun Challenge All-Tournament team
- Leads team in rebounding (6.5), steals (9) and free throws made (38) and attempted (51), and ranks second in scoring (12.5)
- Scored in double figures in all but one game this season
- Attempted 10 free throws or more twice (Howard and Wichita State)
- Tied the Cancun Challenge record for most free throws made (28) in the four-game tournament
- Collected a career-high four steals to go along with a game-high 16 points in opening win vs. UTPA
- Posted 14 points and a game-high nine rebounds in win over Central Michigan
- Scored 16 points, grabbed a game-high eight rebounds and went 10-of-11 at the line against Howard.
- Posted a double-double against Gardner-Webb with 13 points and 10 rebounds, both of which were team highs

#### Personal Bests

**Points:** 25 vs. Dayton, 3/13/12  
**Rebounds:** 12 at Northwestern, 12/9/12  
**FGM:** 10 vs. Dayton, 3/13/12  
**FGA:** 15 vs. Dayton, 3/13/12  
**3-pt FG:** 2, 4x, last at Northwestern, 12/9/12  
**3-pt FGA:** 4 vs. Penn State, 2/4/12  
**FTM:** 11 vs. Wichita State, 11/21/12  
**FTA:** 12 vs. Wichita State, 11/21/12  
**Assists:** 4 vs. Penn State, 2/4/12  
**Steals:** 4 vs. UTPA, 11/9/12  
**Blocks:** 3, 2x, last at Penn State, 2/16/12  
**Minutes:** 35, 3x, last vs. Wichita St, 11/21/12

### 2012-13 Game-by-Game

Opponent	Date	qs	min	Total		3-Pointers		Free throws		Rebounds				pf	a	t/o	blk	stl	pts	avg	
				fg-fga	pct	3fg-fga	pct	ft-fa	pct	off	def	tot	avg								
UTPA	11/09/12	*	21	6-9	.667	0-1	.000	4-6	.667	3	2	5	5.0	1	2	1	2	4	16	16.0	
CENTRAL MICHIGAN	11/12/12	*	31	4-8	.500	0-1	.000	6-9	.667	5	4	9	7.0	3	2	3	0	1	14	15.0	
HOWARD	11/15/12	*	26	3-7	.429	0-4	.000	10-11	.909	3	5	8	7.3	2	3	1	1	0	16	15.3	
GARDNER-WEBB	11/17/12	*	31	3-7	.429	0-2	.000	7-13	.538	7	3	10	8.0	2	0	1	1	2	13	14.8	
vs Western Kentucky	11/20/12	*	29	1-2	.500	0-1	.000	0-0	.000	0	4	4	7.2	1	1	3	0	0	2	12.2	
vs Wichita State	11/21/12	*	35	1-4	.250	1-2	.500	11-12	.917	0	3	3	6.5	3	1	2	1	2	14	12.5	
Totals			6	173	18-37	.486	1-11	.091	38-51	.745	18	21	39	6.5	12	9	11	5	9	75	12.5

Games played: 6  
 Minutes/game: 28.8  
 Points/game: 12.5  
 FG Pct: 48.6  
 3FG Pct: 9.1  
 FT Pct: 74.5

Rebounds/game: 6.5  
 Assists/game: 1.5  
 Turnovers/game: 1.8  
 Assist/turnover ratio: 0.8  
 Steals/game: 1.5  
 Blocks/game: 0.8

#### CAREER STATISTICS

YEAR	G/GS	FG-A	PCT	3-PT	PCT	FT-A	PCT	RB	AVG	PF-FO	AS	TO	BK	ST	PTS	AVG
Fresh.	34/13	129-253	.510	16-56	.286	93-135	.689	191	5.6	71-2	30	49	23	30	367	10.8
Soph.	6/6	18-37	.486	1-11	.091	38-51	.745	39	6.5	12-0	9	11	5	9	75	12.5
TOTALS	41/20	154-307	.502	18-72	.250	138-194	.711	238	5.8	85-2	40	60	28	40	464	11.3



# IOWA HAWKEYE BASKETBALL

## Updated Iowa Player Bio

### Adam Woodbury



# 34

**Fr., 7-1, 235, Center**  
**Sioux City, Iowa**  
**East HS**

- Ranks second in team rebounding (4.8)
- Rejected at least one shot in all but one game
- Scored in double figures twice
- Blocked three shots to go along with 10 points in opening win vs. UTPA
- Recorded 12 points and eight rebounds against Gardner-Webb, making 5-of-6 field goals.

#### Personal Bests

**Points:** 12 vs. Gardner-Webb, 11/17/12  
**Rebounds:** 8 vs. Gardner-Webb, 11/17/12  
**FGM:** 5 vs. Gardner-Webb, 11/17/12  
**FGA:** 6, 2x, last vs. Gardner-Webb, 11/17/12  
**FTM:** 2, 2x, last vs. Gardner-Webb, 11/17/12  
**FTA:** 3, 2x, last vs. Wichita State, 11/21/12  
**Assists:** 1 vs. UTPA, 11/9/12  
**Steals:** 2 vs. Gardner-Webb, 11/17/12  
**Blocks:** 3 vs. UTPA, 11/9/12  
**Minutes:** 14 vs. UTPA, 11/9/12

### 2012-13 Game-by-Game

Opponent	Date	gs	min	Total		3-Pointers		Free throws		Rebounds				pf	a	t/o	blk	stl	pts	avg	
				fg-fga	pct	3fg-fga	pct	ft-fa	pct	off	def	tot	avg								
UTPA	11/09/12	*	14	4-6	.667	0-0	.000	2-3	.667	2	1	3	3.0	0	1	1	3	1	10	10.0	
CENTRAL MICHIGAN	11/12/12	*	16	1-3	.333	0-0	.000	0-1	.000	4	1	5	4.0	2	0	1	1	1	2	6.0	
HOWARD	11/15/12	*	19	2-2	1.000	0-0	.000	0-0	.000	1	5	6	4.7	2	0	0	1	0	4	5.3	
GARDNER-WEBB	11/17/12	*	19	5-6	.833	0-0	.000	2-2	1.000	2	6	8	5.5	2	0	0	1	2	12	7.0	
vs Western Kentucky	11/20/12	*	13	2-5	.400	0-0	.000	0-0	.000	3	3	6	5.6	3	0	1	0	0	4	6.4	
vs Wichita State	11/21/12	*	17	0-3	.000	0-0	.000	1-3	.333	1	0	1	4.8	3	1	0	1	0	1	5.5	
<b>Totals</b>			<b>6</b>	<b>98</b>	<b>14-25</b>	<b>.560</b>	<b>0-0</b>	<b>.000</b>	<b>5-9</b>	<b>.556</b>	<b>13</b>	<b>16</b>	<b>29</b>	<b>4.8</b>	<b>12</b>	<b>2</b>	<b>3</b>	<b>7</b>	<b>4</b>	<b>33</b>	<b>5.5</b>

Games played: 6  
 Minutes/game: 16.3  
 Points/game: 5.5  
 FG Pct: 56.0  
 FT Pct: 55.6

Rebounds/game: 4.8  
 Assists/game: 0.3  
 Turnovers/game: 0.5  
 Assist/turnover ratio: 0.7  
 Steals/game: 0.7  
 Blocks/game: 1.2

#### CAREER STATISTICS

YEAR	G/GS	FG-A	PCT	3-PT	PCT	FT-A	PCT	RB	AVG	PF-FO	AS	TO	BK	ST	PTS	AVG
Fresh.	6/6	14-25	.560	0-0	.000	5-9	.556	29	4.8	12-0	2	3	7	4	33	5.5



# IOWA HAWKEYE BASKETBALL

## Game-by-Game Results

Overall: 5-1      Big Ten: 0-0      Home: 4-0      Away: 0-0      Neutral: 1-1

Date	Opponent	Result	Attend.	Top Scorer	Top Rebounder
Nov. 9	UT-Pan American	W, 86-55	14,859	16, Aaron White	10, Melsahn Basabe
Nov. 12	Central Michigan	W, 73-61	10,578	18, Devyn Marble	9, Aaron White
Nov. 15	Howard	W, 66-36	10,704	22, Roy Devyn Marble	8, Aaron White
Nov. 17	Gardner-Webb	W, 65-56	11,852	13, White/Oglesby	10, Aaron White
^ Nov. 20	Western Kentucky	W, 63-55	902	19, Mike Gesell	6, May/Woodbury
^ Nov. 21	Wichita State	L, 63-75	902	14, Aaron White	6, Eric May

^ - Cancun Challenge -- Cancun, Mexico

\$ - Big Ten / ACC Challenge

+ - Iowa Corn Cy-Hawk Series

\* - Big Ten Conference Game

% - Big Ten Tournament -- Chicago

Attendance Summary	Games	Totals	Average
Home	4	47,993	11,998
Away	0	0	---
Neutral	2	1,804	902
<b>Totals</b>	<b>6</b>	<b>49,797</b>	<b>8,300</b>



# IOWA HAWKEYE BASKETBALL

## Game-by-Game Statistics

Team	Score	FG-A	PCT	3-PT. FG	PCT	FT-A	PCT	REB	PF	AS	TO	BS	ST
at Iowa	86	31-69	.449	7-16	.438	17-25	.680	49	12	18	13	10	13
UT-Pan American	55	23-66	.348	5-24	.208	4-8	.500	41	22	7	19	4	10
at Iowa	73	26-58	.448	7-19	.368	14-23	.609	40	16	16	15	5	7
Central Michigan	61	19-48	.396	7-18	.389	16-21	.762	32	21	11	19	4	7
at Iowa	66	22-49	.449	4-21	.190	18-25	.720	43	16	16	11	5	3
Howard	36	14-52	.269	3-16	.188	5-12	.417	30	20	6	13	2	8
at Iowa	65	19-53	.358	6-21	.286	21-32	.656	40	16	12	15	6	11
Gardner-Webb	56	20-62	.323	3-19	.158	13-15	.867	41	24	7	16	1	7
Iowa	63	22-47	.468	4-12	.333	15-20	.750	38	18	11	18	6	6
vs. Western Kentucky	55	20-60	.333	5-21	.238	10-15	.667	32	22	12	13	5	11
Iowa	63	12-46	.261	8-15	.533	31-39	.795	30	22	7	14	5	2
vs. Wichita State	75	23-55	.418	7-20	.350	22-29	.759	38	26	13	12	8	9



# IOWA HAWKEYE BASKETBALL

## Season & Career Bests

### Season Bests

Player	Points	3-Pointers	Rebounds	Assists	Blocks	Steals
Melsahn Basabe	11, WKU	---	10, UTPA	1, twice	4, twice	2, UTPA
Anthony Clemmons	9, CMU	2, CMU	4, UTPA	4, CMU	---	1, WKU
Kyle Denning	---	---	---	---	---	---
Mike Gesell	19, WKU	3, twice	4, twice	5, twice	1, Gardner-Webb	2, WKU
Pat Ingram	2, twice	---	---	1, three times	---	---
Roy Devyn Marble	22, Howard	2, three times	6, CMU	4, twice	1, Howard	3, Gardner-Webb
Eric May	13, Wichita St.	---	6, twice	2, twice	1, WKU	2, CMU
Zach McCabe	14, UTPA	4, UTPA	8, UTPA	3, Gardner-Webb	2, Gardner-Webb	2, three times
Josh Oglesby	13, Gardner-Webb	4, Wichita St.	5, Wichita St.	1, Wichita St.	2, Wichita St.	1, CMU
Gabriel Olaseni	2, twice	---	7, UTPA	---	2, twice	1, 3x
Christopher Rickert	---	---	1, Howard	---	---	---
Darius Stokes	1, Howard	---	2, Howard	1, UTPA	1, UTPA	---
Aaron White	16, twice	1, Wichita St.	10, Gardner-Webb	3, Gardner-Webb	2, UTPA	4, UTPA
Adam Woodbury	12, Gardner-Webb	---	8, Gardner-Webb	2, UTPA	3, UTPA	2, Gardner-Webb

### Career Bests

Player	Points	3-Pointers	Rebounds	Assists	Blocks	Steals
Melsahn Basabe	25, Michigan, '11	---	14, Iowa State, '10	2, three times	7, Iowa State, '10	2, six times
Anthony Clemmons	9, CMU, '12	2, CMU, '12	4, UTPA, '12	4, CMU, '12	---	1, WKU, '12
Kyle Denning	2, twice	---	1, C. Arkansas, '11	---	---	---
Mike Gesell	19, WKU, '12	3, twice	4, twice	5, twice	1, Gardner-Webb, '12	2, WKU, '12
Pat Ingram	2, twice	---	---	1, three times	---	---
Roy Devyn Marble	31, Oregon, '12	7, Oregon, '12	8, four times	8, Wisconsin, '12	3, Boise State, '11	4, twice
Eric May	20, twice	5, Ohio State, '10	11, PVAM, '09	4, Tenn State, '10	3, three times	7, SIUE
Zach McCabe	20, three times	4, three times	10, Minnesota, '12	4, Minnesota, '12	2, twice	4, Minnesota, '12
Kyle Meyer	---	---	---	---	---	---
Josh Oglesby	24, Indiana, '12	6, Indiana, '12	5, twice	4, Chicago State, '11	2, Wichita St.	2, Clemson, '11
Gabriel Olaseni	8, twice	---	7, UTPA, '12	1, three times	3, C. Arkansas	2, Penn State, '12
Christopher Rickert	---	---	1, Howard '12	---	---	---
Darius Stokes	2, twice	---	4, C. Arkansas, '11	1, three times	1, three times	1, Clemson, '11
Aaron White	25, Dayton, '12	2, three times	12, N'western, '12	4, Penn State, '12	3, twice	4, UTPA, '12
Adam Woodbury	12, Gardner-Webb, '12	---	8, Gardner-Webb, '12	2, UTPA, '12	3, UTPA, '12	2, Gardner-Webb, '12





# IOWA HAWKEYE BASKETBALL

**The Last Time...**

## The Last Time a Player . . .

### **Had 30 or more points**

Iowa -- 31, Roy Devyn Marble at Oregon, 3/18/12  
Opponent -- 30, Tim Hardaway Jr., Michigan, 2/19/11

### **Made at least 90% of his FGA (10 att.)**

Iowa -- .909 (9-10), Luke Recker vs. Purdue, 3/07/02  
Opponent -- .900 (9-10), E.J. Singler, Oregon, 3/18/12

### **Made 100% of his FTA (10 att.)**

Iowa -- 1.000 (10-10), Jermain Davis vs. UTSA, 11/17/08  
Opponent -- 1.000 (10-10), Morris Smith IV, UTSA, 11/15/09

### **Had 15 or more rebounds**

Iowa -- 15, Jarryd Cole vs. Northern Iowa, 12/7/10  
Opponent -- 15, Jon Leuer, Wisconsin, 2/9/11

### **Had 10 or more assists**

Iowa -- 11, Bryce Cartwright vs. Oregon, 3/18/12  
Opponent -- 11, Darius Morris, Michigan, 1/30/11

### **Had 5 or more blocks**

Iowa -- 5, Melsahn Basabe vs. Indiana, 2/19/12  
Opponent -- 5, Ehimen Orukpe, Wichita St., 11/21/12

### **Had 5 or more steals**

Iowa -- 5, Jarryd Cole at Michigan State, 3/2/11  
Opponent -- 5, Drew Crawford, Northwestern, 3/3/12

## The Last Time A Team . . .

### **Scored 100 or more points**

Iowa -- 105 vs. Central Arkansas, 12/19/11  
Opponent -- 108 by Oregon, 3/18/12

### **Scored 40 or fewer points**

Iowa -- 40 at Wisconsin, 3/3/10  
Opponent -- 36 by Howard, 11/15/12

### **Won an overtime game**

Iowa -- 75-67 (2 OT) vs. Penn State, 3/07/09  
Opponent -- 62-59 (1 OT) Wisconsin, 2/9/11

### **Made at least 60% of its FGA (20 att.)**

Iowa -- .630 (34-54) at Indiana, 1/19/12  
Opponent -- .617 (37-60) by Michigan State, 1/10/2012

### **Made at least 50% of its 3-pt. FGA (8 att.)**

Iowa -- .533 (8-15) vs. Wichita St., 11/21/12  
Opponent -- .520 (13-25) by Northwestern, 2/9/12

### **Made at least 90% of its FTA (10 att.)**

Iowa -- .909 (20-22) vs. Clemson, 11/29/11  
Opponents -- .909 (10-11) by Penn State, 1/26/11



# IOWA HAWKEYE BASKETBALL

## 2012-13 Iowa Record When . . .

When playing at home:	4-0	When leading at the half:	4-1	When wearing White:	4-0
When playing on the road:	0-0	When trailing at the half:	1-0	When wearing Black:	0-1
When playing on a neutral court:	1-1	When tied at the half:	0-0	When wearing Gold:	1-0
When Iowa scores 100 points or more:	0-0	Iowa field goal percentage at home:	69-180	.383	
When Iowa scores 90-99 points:	0-0	Iowa field goal percentage on road:	0-0	.000	
When Iowa scores 80-89 points:	1-0	Iowa 3-point percentage at home:	24-77	.311	
When Iowa scores 70-79 points:	1-0	Iowa 3-point percentage on road:	0-0	.000	
When Iowa scores under 70 points:	3-1	Iowa free throw percentage at home:	70-105	.666	
		Iowa free throw percentage on road:	0-0	.000	
When opponent scores 100 points or more:	0-0	On Sunday:	0-0		
When opponent scores 90-99 points:	0-0	On Monday:	1-0		
When opponent scores 80-89 points:	0-0	On Tuesday:	1-0		
When opponent scores 70-79 points:	0-1	On Wednesday:	0-1		
When opponent scores 60-69 points:	1-0	On Thursday:	1-0		
When opponent scores fewer than 60 points:	4-0	On Friday:	1-0		
		On Saturday:	1-0		
When Iowa shoots at least 50% from the field:	0-0	On BTN:	1-0		
When Iowa shoots less than 50% from the field:	5-1	On CBS:	1-1		
When opponent shoots at least 50% from the field:	0-0	On ESPN:	0-0		
When opponent shoots less than 50% from the field:	5-1	On ESPN2:	0-0		
When Iowa has higher FG% than opponent:	5-0	On ESPNU:	0-0		
When opponent has higher FG%:	1-0	On Mediacom:	3-0		
When FG% is equal:	0-0	On Fox Sports:	0-0		
When Iowa outrebounds opponent:	4-0	BTN.com:	0-0		
When opponent has more rebounds:	1-1	No Television:	0-0		
When rebounds are equal:	0-0				
When Iowa shoots at least 80% from the line:	0-0	Most Points, First Half: 45 vs. UTPA			
When Iowa shoots less than 80% from the line:	5-1	Fewest Points, First Half: 18 vs. Gardner-Webb			
When opponent shoots at least 80% from the line:	1-0	Most Points Allowed, First Half: 38 vs. Gardner-Webb			
When opponent shoots less than 80% from the line:	4-1	Fewest Points Allowed, First Half: 16 vs. Howard			
When Iowa shoots more free throws than opponent:	4-1	Most Points, Second Half: 47 vs. Gardner-Webb			
When opponent shoots more free throws:	1-0	Fewest Points, Second Half: 28 vs. Wichita St.			
When free throws attempts are equal:	0-0	Most Points Allowed, Second Half: 42 vs. Wichita St.			
When Iowa has higher FT% than opponent:	3-1	Fewest Points Allowed, Second Half: 18 vs. Gardner-Webb			
When opponent has higher FT%:	2-0	Largest Halftime Advantage: 21 vs. UTPA			
When FT% is equal:	0-0	Largest Halftime Deficit: 20 vs. Gardner-Webb			
When Iowa shoots at least 50% from 3-point range:	0-1				
When Iowa shoots less than 50% from 3-point range:	5-0				
When opponent shoots at least 50% from 3-point range:	0-0				
When opponent shoots less than 50% from 3-point range:	5-1				
When Iowa has a higher 3-point FG% than opponent:	4-1				
When opponent has a higher 3-point FG%:	1-0				
When 3-point FG% is equal:	0-0				
When Iowa has more assists than opponent:	4-0				
When opponent has more assists:	1-1				
When assists are equal:	0-0				
When Iowa has fewer turnovers than opponent:	4-0				
When opponent has fewer turnovers:	1-1				
When turnovers are equal:	0-0				
When Iowa has more steals than opponent:	2-0				
When opponent has more steals:	2-1				
When steals are equal:	1-0				



# IOWA HAWKEYE BASKETBALL

**Under McCaffery... Iowa Record When . . .**

When playing at home:	25-14	When leading at the half:	25-10	When wearing White:	24-15
When playing on the road:	5-18	When trailing at the half:	6-28	When wearing Black:	6-22
When playing on a neutral court:	3-6	When tied at the half:	2-0	When wearing Gold:	3-1

When Iowa scores 100 points or more:	2-0	Iowa field goal percentage at home:	1001-2191	.457
When Iowa scores 90-99 points:	3-1	Iowa field goal percentage on road:	717-1657	.433
When Iowa scores 80-89 points:	6-1	Iowa 3-point percentage at home:	211-599	.352
When Iowa scores 70-79 points:	9-13	Iowa 3-point percentage on road:	149-442	.337
When Iowa scores under 70 points:	13-24	Iowa free throw percentage at home:	604-848	.712
		Iowa free throw percentage on road:	390-573	.681

When opponent scores 100 points or more:	0-2
When opponent scores 90-99 points:	0-3
When opponent scores 80-89 points:	0-9
When opponent scores 70-79 points:	5-18
When opponent scores 60-69 points:	11-7
When opponent scores fewer than 60 points:	17-0

On Sunday:	2-9
On Monday:	3-1
On Tuesday:	5-6
On Wednesday:	4-9
On Thursday:	4-5
On Friday:	3-4
On Saturday:	11-4

When Iowa shoots at least 50% from the field:	8-6
When Iowa shoots less than 50% from the field:	26-33
When opponent shoots at least 50% from the field:	2-21
When opponent shoots less than 50% from the field:	31-17
When Iowa has higher FG% than opponent:	30-8
When opponent has higher FG%:	3-30
When FG% is equal:	0-0

On BTN:	12-24
On CBS:	1-1
On ESPN:	2-1
On ESPN2:	2-2
On ESPNU:	2-6
On Mediacom:	8-0
On Fox Sports:	0-0
BTN.com:	4-1
No Television:	2-2

When Iowa outrebounds opponent:	27-10
When opponent has more rebounds:	6-27
When rebounds are equal:	0-1

Most Points, First Half: 55 vs. Central Arkansas, '11  
 Fewest Points, First Half: 18 vs. Gardner-Webb, '12  
 Most Points Allowed, First Half: 55 vs. Michigan State, '12  
 Fewest Points Allowed, First Half: 18 vs. UL Monroe, '10  
 Most Points, Second Half: 58 vs. SIU-Edwardsville, '10  
 Fewest Points, Second Half: 24 vs. Wisconsin, '12  
 Most Points Allowed, Second Half: 61 at Oregon, '12  
 Fewest Points Allowed, Second Half: 16 vs. UNI, '10  
 Largest Halftime Advantage: 33 vs. SIU-Edwardsville, '10  
 Largest Halftime Deficit: 22 at Michigan State, '12

When Iowa shoots at least 50% from 3-point range:	4-4
When Iowa shoots less than 50% from 3-point range:	29-34
When opponent shoots at least 50% from 3-point range:	1-10
When opponent shoots less than 50% from 3-point range:	32-28
When Iowa has a higher 3-point FG% than opponent:	24-15
When opponent has a higher 3-point FG%:	9-23
When 3-point FG% is equal:	0-0

When Iowa has more assists than opponent:	25-6
When opponent has more assists:	6-30
When assists are equal:	2-2

When Iowa has fewer turnovers than opponent:	20-13
When opponent has fewer turnovers:	10-23
When turnovers are equal:	3-2
When Iowa has more steals than opponent:	23-16
When opponent has more steals:	7-21
When steals are equal:	3-1



# IOWA HAWKEYE BASKETBALL

## Iowa Superlatives Under McCaffery

### TEAM

#### Most Points Scored

1. 111 – SIU Edwardsville (11/26/10)
2. 105 – Central Arkansas (12/19/11)
3. 97 – Oregon (3/18/12)
4. 96 – Chicago St (11/11/11)
5. 95 – North Carolina A&T (11/14/11)

#### Fewest Points Allowed

1. **36 - Howard (11/15/12)**
2. 40 – Louisiana Monroe (11/16/10)
3. 47 – Alabama (11/20/10)
4. 50 – SIU Edwardsville (11/26/10)
5. 52 – Drake (12/18/10)  
52 – Mich St (2/2/11)

#### Field Goals Made

1. 42 – Central Arkansas (12/19/11)
2. 37 – SIU Edwardsville (11/26/10)
2. 37 – Oregon (3/18/12)
4. 34 – Indiana (1/29/12)
5. 33 – North Carolina A&T (11/14/11)  
33 – Northern Illinois (11/17/11)  
33 – Dayton (3/13/12)

#### Field Goals Attempted

1. 79 – Oregon (3/18/12)
2. 76 – Central Arkansas (12/19/11)
3. 71 – Wake Forest (11/30/10)
4. 70 – Chicago St (11/11/11)
5. 69 – Brown (12/3/11)  
**69 -- UT-Pan American (11/9/12)**

#### Field Goal Percentage (20 Made)

1. .630 – Indiana (1/29/12)
2. .587 – SIU Edwardsville (11/26/10)
3. .577 – Indiana (1/23/11)  
.577 – Mich St (2/2/11)
5. .569 – Dayton (3/13/12)

#### 3-Point Field Goals Made

1. 13 – Northern Illinois (11/17/11)
2. 10 – SIU Edwardsville (11/26/10)  
10 – Wisconsin (2/23/12)  
10 – Mich St (3/9/12)  
10 – Oregon (3/18/12)

#### 3-Point Field Goals Attempted

1. 28 – Minnesota (2/13/11)
2. 27 – Chicago St (11/11/11)
3. 26 – North Carolina A&T (11/14/11)
4. 24 – Illinois (12/29/10)
5. 22 – Xavier (11/19/10)  
22 – Louisiana Tech (12/21/10)  
22 – Oregon (3/18/12)

#### 3-Point FG Percentage (10 Made)

1. .619 (13-21) Northern Illinois (11/17/11)
2. .556 (10-18) SIUE (11/26/10)  
.556 (10-18) Wisconsin (2/23/12)
4. .500 (10-20) Mich St (3/9/12)
5. .468 (10-22) Oregon (3/18/12)

#### Free Throws Made

1. **31 - Wichita St (11/21/12)**
2. 29 – Penn St. (2/4/12)
3. 27 – SIU Edwardsville (11/26/10)  
27 – Indiana (1/23/11)  
27 – Chicago St (11/11/11)

#### Free Throws Attempted

1. 39 – Indiana (1/23/11)  
**39 - Wichita St (11/21/12)**
2. 38 – SIU Edwardsville (11/26/10)
3. 34 – Penn State (2/4/12)
4. 33 – IPFW (11/26/11)  
33 – Mich St (3/2/11)

#### Free Throw Percentage (10 Made)

1. .909 (20-22) Clemson (11/29/11)
2. .880 (22-25) Iowa St (12/9/11)
3. .867 (13-15) Oregon (3/18/12)
4. .853 (29-34) Penn St (2/4/12)
5. .844 (27-32) Chicago St (11/11/11)

#### Most Rebounds

1. 56 – Brown 12/3/11)
2. 53 – North Carolina A&T (11/14/11)  
53 – Central Arkansas (12/19/11)
4. **49 -- UT-Pan American (11/9/12)**
5. 48 – Purdue 3/5/11)

#### Most Assists

1. 32 – Central Arkansas (12/19/11)
2. 26 – Northern Illinois (11/17/11)
3. 24 – SIU Edwardsville (11/26/10)
4. 23 – Dayton (3/13/12)
5. 22 – Chicago St (11/11/11)

#### Most Steals

1. 19 – SIU Edwardsville (11/26/10)
2. 14 – Idaho St (12/4/10)  
14 – Chicago St (11/11/11)
4. 13 – IPFW (11/26/11)  
**13 -- UT-Pan American (11/9/12)**

#### Most Blocked Shots

1. **10 -- UT-Pan American (11/9/12)**
2. 8 – Boise St (12/22/11)
3. 7 – Iowa St (12/10/10)  
7 – Central Arkansas (12/19/11)  
7 – Penn St (2/16/12)  
7 – Indiana (2/19/12)  
7 – Mich St (3/9/12)

#### Fewest Turnovers

1. 5 – Boise St (12/22/11)
2. 6 – Illinois (3/8/12)
3. 8 – UNI (12/7/10)  
8 – Creighton (11/20/11)  
8 – Michigan (1/14/12)  
8 – Nebraska (1/26/12)  
8 – Oregon (3/18/12)

### INDIVIDUAL

#### Most Points:

1. 33 – Matt Gatens vs Wisconsin (2/23/12)
2. 31 – Devyn Marble vs Oregon (3/18/12)
3. 30 – Matt Gatens vs Indiana (2/19/12)
4. 27 – Matt Gatens vs NC A&T (11/14/11)

#### Field Goals Made

1. 12 – Matt Gatens vs Wisconsin (2/23/12)
2. 10 – Devyn Marble vs Oregon (3/18/12)  
10 – Aaron White vs Dayton (3/13/12)  
10 – Matt Gatens vs Indiana (2/19/12)

#### Field Goals Attempted

1. 21 – Matt Gatens vs Minnesota (1/16/11)
2. 19 – Bryce Cartwright vs La Tech (12/21/10)
3. 18 – Matt Gatens vs Wisconsin (2/23/12)  
18 – Matt Gatens vs Indiana (2/19/12)

#### 3-Point FG Made

1. 7 – Devyn Marble vs Oregon (3/18/12)  
7 – Matt Gatens vs Wisconsin (2/23/12)  
7 – Matt Gatens vs Indiana (2/19/12)
4. 5 – Matt Gatens vs Northwestern (1/12/11)  
5 – Matt Gatens vs Illinois (12/29/10)  
5 – Matt Gatens vs La Tech (12/21/10)

#### Free Throws Made

1. 11 – Matt Gatens vs Indiana (1/23/11)  
**11 -- Aaron White vs. Wichita St. (11/21/12)**
2. 10 – Matt Gatens (six times)  
Aaron White vs. Howard (11/15/12)

#### 3-Point Field Goals Attempted

1. 11 – Matt Gatens vs Minnesota (2/13/11)
2. 10 – Matt Gatens vs Penn St (2/4/12)  
10 -- Roy Devyn Marble at Iowa St (12/9/11)

#### Most Rebounds:

1. 15 -- Jarryd Cole vs UNI (12/7/10)
2. 14 -- Melsahn Basabe vs Iowa St (12/10/10)
3. 13 -- Melsahn Basabe vs Indiana (2/5/10)  
13 -- Melsahn Basabe vs Minnesota (1/16/11)  
13 -- Melsahn Basabe Vs Ohio St (1/4/11)

#### Most Assists:

1. 11 -- Bryce Cartwright vs Dayton (3/13/12)
2. 10 -- Bryce Cartwright at Oregon (3/18/12)  
10 -- Bryce Cartwright vs Mich St (2/2/11)
4. 9 -- Bryce Cartwright (four times)

#### Most Steals:

1. 7 -- Eric May vs SIUE (11/26/10)
2. 6 -- Eric May at Wake Forest (11/30/10)
3. 5 -- Jarryd Cole at Mich St (3/2/11)  
5 -- Matt Gatens vs Idaho St (12/4/10)

#### Most Blocks:

1. 7 -- Melsahn Basabe vs. Iowa St (12/10/10)
2. 6 -- Melsahn Basabe vs Ohio St (1/4/11)
3. 5 -- Melsahn Basabe vs Indiana (2/19/12)
4. 4 -- Andrew Brommer vs Minnesota (2/13/11)

## Game 1 - Iowa 86, UT-Pan American 55

Official Basketball Box Score -- Game Totals -- Final Statistics  
UTPA vs Iowa  
11/09/12 8:05 p.m. at Carver-Hawkeye Arena - Iowa City, IA

UTPA 55 • 0-1

#	Player	Total		3-Ptr		Rebounds		PF	TP	A	TO	Blk	Stl	Min
		FG-FGA	FG-FGA	FT-FTA	FT-FTA	Off	Def							
13	Cabrera, Ruben	f	1-2	0-0	1-2	0	2	2	1	3	0	0	0	11
21	Toivonen, Lauri	f	1-1	0-0	0-0	0	0	0	2	2	1	4	1	16
01	Provost, Brandon	g	5-17	2-10	1-1	1	5	6	1	13	1	2	1	33
03	Urbanus, Aaron	g	5-11	3-7	0-0	1	4	5	1	13	1	2	0	30
23	Delgado, Jesus	g	5-12	0-1	0-0	2	2	4	3	10	4	3	0	27
04	Dantzier, Jamal	g	0-2	0-0	0-0	1	1	2	0	0	0	0	1	11
05	Nash, DeMarko	g	0-2	0-2	2-2	0	1	1	1	2	0	0	0	5
24	Hines, Shaquille	g	0-1	0-0	0-0	0	5	5	4	0	0	1	0	14
25	Cleveland, Josh	g	6-7	0-0	0-1	4	1	5	4	12	0	1	1	22
30	Johnson, Hurley	g	0-5	0-3	0-2	1	1	2	2	0	2	0	0	15
32	Leathers, Justin	g	0-6	0-1	0-0	2	3	5	3	0	4	1	2	16
	Team					2	2	4						
	Totals		23-66	5-24	4-8	14	27	41	22	55	7	19	4	100

FG % 1st Half: 11-29 37.9% 2nd half: 12-37 32.4% Game: 23-66 34.8%  
3FG % 1st Half: 1-9 11.1% 2nd half: 4-15 26.7% Game: 5-24 20.8%  
FT % 1st Half: 1-2 50.0% 2nd half: 3-6 50.0% Game: 4-8 50.0%

Iowa 86 • 1-0

#	Player	Total		3-Ptr		Rebounds		PF	TP	A	TO	Blk	Stl	Min	
		FG-FGA	FG-FGA	FT-FTA	FT-FTA	Off	Def								Tot
15	McCabe, Zach	f	5-9	4-4	0-0	2	6	8	2	14	1	2	0	21	
30	White, Aaron	f	6-9	0-1	4-6	3	2	5	1	16	2	1	2	4	21
34	Woodbury, Adam	c	4-6	0-0	2-3	2	1	3	0	10	1	1	3	14	
04	Marble, Roy Devyn	g	4-12	0-2	3-4	0	2	2	1	11	4	0	0	23	
10	Gesell, Mike	g	3-6	1-3	0-0	0	3	3	0	7	4	1	0	24	
00	Olaseni, Gabriel	g	1-3	0-0	0-0	1	6	7	4	2	0	0	2	14	
01	Basabe, Melsahn	g	2-9	0-0	5-8	6	4	10	3	9	0	3	2	17	
02	Oglesby, Josh	g	1-5	1-5	1-2	0	0	0	0	4	0	0	0	14	
05	Clemmons, Anthony	g	2-5	1-1	0-0	2	2	4	0	5	2	2	0	14	
11	Rickert, Christopher	g	0-1	0-0	0-0	0	0	0	1	0	0	0	0	3	
13	Denning, Kyle	g	0-0	0-0	0-0	0	0	0	0	0	0	1	0	3	
24	Ingram, Pat	g	1-1	0-0	0-0	0	0	0	0	2	1	1	0	4	
25	May, Eric	g	2-3	0-0	2-2	1	4	5	0	6	2	1	0	24	
35	Stokes, Darius	g	0-0	0-0	0-0	0	0	0	0	1	0	1	0	4	
	Team					1	1	2							
	Totals		31-69	7-16	17-25	18	31	49	12	86	18	13	10	100	

FG % 1st Half: 14-36 38.9% 2nd half: 17-33 51.5% Game: 31-69 44.9%  
3FG % 1st Half: 3-9 33.3% 2nd half: 4-7 57.1% Game: 7-16 43.8%  
FT % 1st Half: 14-20 70.0% 2nd half: 3-5 60.0% Game: 17-25 68.0%

Officials: Ted Valentine, Steve McClunkins, Todd Williams

Technical fouls: UTPA-None. Iowa-None.  
Attendance: 14859  
2012-13 Season Opener

Score by periods	1st	2nd	Total
UTPA	24	31	55
Iowa	45	41	86

	In	Off	2nd	Fast	Bench
Points	Paint	T/O	Chance	Break	
UTPA	32	14	15	7	14
Iowa	38	22	16	6	28

Last FG - UTPA 2nd-01:32, IOWA 2nd-02:00.  
Largest lead - UTPA None, IOWA by 37 2nd-03:41.

Score tied - 0 times.  
Lead changed - 0 times.

## Game 3 - Iowa 66, Howard 36

Official Basketball Box Score -- Game Totals -- Final Statistics  
Howard vs Iowa  
11/15/12 7:05 p.m. at Carver-Hawkeye Arena - Iowa City, IA

Howard 36 • 0-2

#	Player	Total		3-Ptr		Rebounds		PF	TP	A	TO	Blk	Stl	Min	
		FG-FGA	FG-FGA	FT-FTA	FT-FTA	Off	Def								Tot
03	Okoroh, Prince	f	0-5	0-0	0-0	2	3	5	4	0	2	0	2	25	
13	Phillips, Mike	f	5-10	0-0	1-2	3	2	5	2	11	1	3	0	33	
32	Leary, Alphonso	c	2-6	0-0	3-4	3	1	4	3	7	0	0	1	30	
02	Thompson, Calvin	g	2-11	1-4	1-2	0	4	4	3	6	1	2	0	30	
05	Frazier, Simuel	g	3-7	1-3	0-2	0	2	2	3	7	4	2	0	3	26
00	Okoro, Emmanuel	g	0-1	0-1	0-0	0	1	1	0	0	0	0	0	3	
01	Lee, Tre	g	1-6	1-3	0-0	0	2	2	0	3	0	1	0	24	
04	Dickerson, Anton	g	1-6	0-5	0-0	0	2	2	1	2	0	0	1	14	
21	Smith, Anthony	g	0-0	0-0	0-0	0	0	0	0	0	0	0	0	2	
25	Boyomo, Theodore	g	0-0	0-0	0-2	1	1	2	4	0	0	1	0	13	
	Team					1	2	3							
	Totals		14-52	3-16	5-12	10	20	30	20	36	6	13	2	8	200

FG % 1st Half: 6-25 24.0% 2nd half: 8-27 29.6% Game: 14-52 26.9%  
3FG % 1st Half: 1-6 16.7% 2nd half: 2-10 20.0% Game: 3-16 18.8%  
FT % 1st Half: 3-4 75.0% 2nd half: 2-8 25.0% Game: 5-12 41.7%

Iowa 66 • 3-0

#	Player	Total		3-Ptr		Rebounds		PF	TP	A	TO	Blk	Stl	Min	
		FG-FGA	FG-FGA	FT-FTA	FT-FTA	Off	Def								Tot
15	McCabe, Zach	f	2-2	1-1	0-0	0	3	3	1	5	2	2	0	17	
30	White, Aaron	f	3-7	0-4	10-11	3	5	8	2	16	3	1	1	26	
34	Woodbury, Adam	c	2-2	0-0	0-0	1	5	6	2	4	0	0	1	19	
04	Marble, Roy Devyn	g	9-15	2-5	2-4	1	1	2	1	22	2	2	1	29	
10	Gesell, Mike	g	1-6	1-4	0-0	0	3	3	1	3	5	1	0	27	
00	Olaseni, Gabriel	g	0-1	0-0	0-0	1	2	3	3	0	0	0	2	14	
01	Basabe, Melsahn	g	2-3	0-0	1-2	4	2	6	1	5	1	3	0	15	
02	Oglesby, Josh	g	0-5	0-5	0-0	0	1	1	1	0	0	0	0	13	
05	Clemmons, Anthony	g	0-3	0-1	0-0	0	1	1	2	0	2	1	0	17	
11	Rickert, Christopher	g	0-0	0-0	0-0	0	1	1	0	0	0	0	0	1	
13	Denning, Kyle	g	0-0	0-0	0-0	0	0	0	0	0	0	0	0	2	
24	Ingram, Pat	g	0-0	0-0	2-4	0	2	2	0	2	1	0	0	4	
25	May, Eric	g	3-5	0-1	2-2	0	2	2	1	8	0	1	0	14	
35	Stokes, Darius	g	0-0	0-0	1-2	1	1	2	1	1	0	0	0	2	
	Team					0	3	3							
	Totals		22-49	4-21	18-25	11	32	43	16	66	16	11	5	3	200

FG % 1st Half: 14-28 50.0% 2nd half: 8-21 38.1% Game: 22-49 44.9%  
3FG % 1st Half: 2-10 20.0% 2nd half: 2-11 18.2% Game: 4-21 19.0%  
FT % 1st Half: 6-8 75.0% 2nd half: 12-17 70.6% Game: 18-25 72.0%

Officials: Ed Hightower, Gene Statoro, Jeff Campbell

Technical fouls: Howard-None. Iowa-None.  
Attendance: 10704  
Cancun Challenge Preliminary Game

Score by periods	1st	2nd	Total
Howard	16	20	36
Iowa	36	30	66

	In	Off	2nd	Fast	Bench
Points	Paint	T/O	Chance	Break	
HOWARD	16	10	11	0	5
IOWA	32	10	11	12	16

## Game 2 - Iowa 73, Central Michigan 61

Official Basketball Box Score -- Game Totals -- Final Statistics  
Central Michigan vs Iowa  
11/12/12 6:35 p.m. at Carver-Hawkeye Arena - Iowa City, IA

Central Michigan 61 • 0-1

#	Player	Total		3-Ptr		Rebounds		PF	TP	A	TO	Blk	Stl	Min	
		FG-FGA	FG-FGA	FT-FTA	FT-FTA	Off	Def								Tot
34	Simons, John	f	1-4	1-2	5-5	1	4	5	1	8	3	2	1	30	
41	Saylor, Zach	f	2-5	0-0	0-0	1	3	4	4	4	0	1	0	24	
12	Randall, Kyle	g	5-8	1-2	6-6	1	3	4	0	17	2	5	0	31	
15	Fowler, Chris	g	1-4	0-0	1-3	0	2	2	3	3	2	3	0	21	
33	Keel, Austin	g	2-9	2-7	0-2	0	4	4	2	6	1	4	1	31	
03	Richardson, Derrick	g	4-6	2-2	4-5	0	2	2	3	14	1	2	0	21	
05	Craddock, Finis	g	0-1	0-0	0-0	1	0	1	1	0	0	1	0	8	
23	Stewart, Austin	g	1-4	0-1	0-0	0	0	0	1	2	0	1	0	8	
24	Hibbitts, Blake	g	0-2	0-2	0-0	0	0	0	3	0	1	0	0	10	
25	Mbaigoto, Olivier	g	3-5	1-2	0-0	1	2	3	3	7	1	0	2	16	
	Team					4	3	7							
	Totals		19-48	7-18	16-21	9	23	32	21	61	11	19	4	7	200

FG % 1st Half: 8-28 28.6% 2nd half: 11-20 55.0% Game: 19-48 39.6%  
3FG % 1st Half: 5-14 35.7% 2nd half: 2-4 50.0% Game: 7-18 38.9%  
FT % 1st Half: 5-8 62.5% 2nd half: 11-13 84.6% Game: 16-21 76.2%

Iowa 73 • 2-0

#	Player	Total		3-Ptr		Rebounds		PF	TP	A	TO	Blk	Stl	Min
		FG-FGA	FG-FGA	FT-FTA	FT-FTA	Off	Def							
15	McCabe, Zach	f	0-3	0-2	0-0	1	0	1	4	0	1	1	0	10
30	White, Aaron	f	4-8	0-1	6-9	5	4	9	3	14	2	3	0	31
34	Woodbury, Adam	c	1-3	0-0	0-1	4	1	5	2	2	0	1	1	16
04	Marble, Roy Devyn	g	6-15	2-4	4-7	2	4	6	2	18	3	2	0	40
10	Gesell, Mike	g	6-11	3-6	0-1	0	3	3	2	15	5	3	0	32
00	Olaseni, Gabriel	g	0-0	0-0	2-2	0	2	2	0	2	0	0	0	3
01	Basabe, Melsahn	g	4-8	0-0	1-1	1	2	3	1	9	0	1	4	20
02	Oglesby, Josh	g	0-2	0-2	0-0	0	0	0	0	0	0	0	0	6
05	Clemmons, Anthony	g	3-6	2-4	1-2	1	1	2	0	9				

## Game 5 - Iowa 63, Western Kentucky 55

Official Basketball Box Score -- Game Totals -- Final Statistics  
Western Kentucky vs Iowa  
11/20/12 9:00 PM at Moon Palace Resort (Cancun, Mexico)

### Western Kentucky 55 • 2-2

#	Player	Total		3-Ptr		Rebounds			PF	TP	A	TO	Blk	Stl	Min
		FG-FGA	FG-FGA	FT-FTA	Off	Def	Tot								
22	Akol, Teeng	f	2-6	0-1	0-0	1	0	1	2	4	0	0	3	1	18
44	Fant, George	f	4-11	0-0	1-2	4	2	6	1	9	0	3	2	1	32
12	Harris, Brandon	g	2-8	1-7	0-0	2	8	10	2	5	1	1	0	1	31
14	Crook, Jamal	g	4-7	0-0	6-9	1	1	2	4	14	6	4	0	2	30
52	Price, T.J.	g	5-14	3-7	3-4	1	0	1	4	16	2	0	0	3	22
00	Anyigbo, Kene		1-1	0-0	0-0	1	0	1	1	2	0	1	0	0	3
01	Kaspar, Kevin		2-7	1-4	0-0	1	0	1	3	5	1	2	0	0	18
10	Dickerson, Caden		0-2	0-2	0-0	0	0	0	1	0	2	1	0	1	16
15	Akamune, O'Karo		0-3	0-0	0-0	1	0	1	0	0	0	0	0	2	15
20	Rostov, Aleksejs		0-0	0-0	0-0	0	1	1	1	0	0	1	0	0	11
24	Drane, Stephon		0-1	0-0	0-0	0	0	0	3	0	0	0	0	4	
Team						5	3	8							
Totals			20-60	5-21	10-15	17	15	32	22	55	12	13	5	11	200

FG % 1st Half: 8-28 28.6% 2nd half: 12-32 37.5% Game: 20-60 33.3% Deadball Rebounds 2  
3FG % 1st Half: 2-10 20.0% 2nd half: 3-11 27.3% Game: 5-21 23.8%  
FT % 1st Half: 4-6 66.7% 2nd half: 6-9 66.7% Game: 10-15 66.7%

### Iowa 63 • 5-0

#	Player	Total		3-Ptr		Rebounds			PF	TP	A	TO	Blk	Stl	Min
		FG-FGA	FG-FGA	FT-FTA	Off	Def	Tot								
15	McCabe, Zach	f	2-8	1-4	4-5	3	2	5	5	9	0	3	0	2	21
30	White, Aaron	f	1-2	0-1	0-0	0	4	4	1	2	1	3	0	0	29
34	Woodbury, Adam	c	2-5	0-0	0-0	3	3	6	3	4	0	1	0	0	13
04	Marble, Roy Devyn	g	3-5	0-0	4-4	0	1	1	1	10	4	3	0	0	33
10	Gesell, Mike	g	7-10	3-5	2-3	0	4	4	3	19	2	4	0	2	29
00	Olaseni, Gabriel		0-1	0-0	0-0	0	1	1	1	0	0	1	1	0	2
01	Basabe, Melsahn		4-5	0-0	3-4	2	3	5	0	11	1	2	4	1	23
02	Oglesby, Josh		0-3	0-2	0-1	0	1	1	0	0	0	0	0	0	11
05	Clemmons, Anthony		0-1	0-0	0-0	0	1	1	2	0	2	0	0	1	11
25	May, Eric		3-7	0-0	2-3	0	6	6	2	8	1	1	1	0	28
Team						4	0	4							
Totals			22-47	4-12	15-20	12	26	38	18	63	11	18	6	6	200

FG % 1st Half: 10-23 43.5% 2nd half: 12-24 50.0% Game: 22-47 46.8% Deadball Rebounds 3  
3FG % 1st Half: 4-7 57.1% 2nd half: 0-5 0.0% Game: 4-12 33.3%  
FT % 1st Half: 6-9 66.7% 2nd half: 9-11 81.8% Game: 15-20 75.0%

Officials: Steve McJunkins, Paul Szelc, Jeff Spedoske  
Technical fouls: Western Kentucky-None. Iowa-None.  
Attendance: 902  
2012 Triple Crown Sports Cancun Challenge

Score by periods	1st	2nd	Total
Western Kentucky	22	33	55
Iowa	30	33	63

Last FG - WKU 2nd-00:35, IOWA 2nd-01:06.  
Largest lead - WKU None, IOWA by 12 2nd-09:46.

	In	Off	2nd	Fast	Bench
Points	Paint	T/O	Chance	Break	
WKU	22	15	18	10	7
IOWA	20	18	9	9	19

Score tied - 1 time.  
Lead changed - 0 times.

## Game 6 - Wichita State 75, Iowa 63

Official Basketball Box Score -- Game Totals -- Final Statistics  
Iowa vs Wichita State  
11/21/12 8:35 PM at Moon Palace Resort (Cancun, Mexico)

### Iowa 63 • 5-1

#	Player	Total		3-Ptr		Rebounds			PF	TP	A	TO	Blk	Stl	Min
		FG-FGA	FG-FGA	FT-FTA	Off	Def	Tot								
15	McCabe, Zach	f	0-3	0-1	0-0	0	1	1	4	0	0	1	0	0	13
30	White, Aaron	f	1-4	1-2	11-12	0	3	3	3	14	1	2	1	2	35
34	Woodbury, Adam	c	0-3	0-0	1-3	1	0	1	3	1	1	0	1	0	17
04	Marble, Roy Devyn	g	4-12	2-2	1-2	3	1	4	2	11	2	5	0	0	36
10	Gesell, Mike	g	0-3	0-0	2-2	1	2	3	4	2	0	3	0	0	12
00	Olaseni, Gabriel		0-0	0-0	0-0	0	0	0	0	0	0	0	0	0	3
01	Basabe, Melsahn		0-2	0-0	6-8	0	2	2	2	6	0	1	1	0	21
02	Oglesby, Josh		4-11	4-8	0-0	0	5	5	2	12	1	1	2	0	21
05	Clemmons, Anthony		1-1	1-1	0-0	0	2	2	1	3	1	0	0	0	11
24	Ingram, Pat		0-1	0-0	1-2	0	0	0	0	1	1	0	0	0	8
25	May, Eric		2-6	0-1	9-10	2	4	6	1	13	0	1	0	0	23
Team						3	0	3							
Totals			12-46	8-15	31-39	10	20	30	22	63	7	14	5	2	200

FG % 1st Half: 8-22 36.4% 2nd half: 4-24 16.7% Game: 12-46 26.1% Deadball Rebounds 5,3  
3FG % 1st Half: 7-8 87.5% 2nd half: 1-7 14.3% Game: 8-15 53.3%  
FT % 1st Half: 12-15 80.0% 2nd half: 19-24 79.2% Game: 31-39 79.5%

### Wichita State 75 • 6-0

#	Player	Total		3-Ptr		Rebounds			PF	TP	A	TO	Blk	Stl	Min
		FG-FGA	FG-FGA	FT-FTA	Off	Def	Tot								
22	Hall, Carl	f	3-6	0-0	6-7	2	2	4	4	12	0	2	1	0	21
21	Orukpe, Ehimen	c	2-2	0-0	0-0	2	6	8	3	4	0	1	5	1	23
02	Armstead, Malcolm	g	4-12	3-5	3-5	2	3	5	4	14	5	2	1	4	30
03	Wessel, Evan	g	1-3	1-2	0-0	0	1	1	3	3	1	0	0	0	16
31	Baker, Ron	g	0-7	0-4	2-2	0	1	1	2	2	1	0	0	0	28
00	Lufile, Chadrack		1-1	0-0	0-0	0	0	0	2	2	0	0	1	0	4
00	Williams, Demetric		0-1	0-0	0-0	0	1	1	2	0	3	2	0	0	17
11	Early, Cleanthony		7-13	3-6	8-9	4	5	9	4	25	1	4	0	1	30
15	Wiggins, Nick		2-3	0-1	0-1	0	2	2	0	4	0	0	0	0	5
23	VanVleet, Fred		0-1	0-0	1-2	0	0	0	1	1	1	0	0	0	8
32	Cotton, Tekele		3-4	0-1	2-3	2	3	5	0	8	1	0	0	3	16
50	White, Jake		0-2	0-1	0-0	1	0	1	1	0	0	0	0	0	2
Team						1	0	1							
Totals			23-55	7-20	22-29	14	24	38	26	75	13	12	8	9	200

FG % 1st Half: 9-23 39.1% 2nd half: 14-32 43.8% Game: 23-55 41.8% Deadball Rebounds 2,3  
3FG % 1st Half: 4-10 40.0% 2nd half: 3-10 30.0% Game: 7-20 35.0%  
FT % 1st Half: 11-14 78.6% 2nd half: 11-15 73.3% Game: 22-29 75.9%

Officials: Bill Ek, Darryl Smith, Jim Schipper  
Technical fouls: Iowa-None. Wichita State-None.  
Attendance: 902  
2012 Triple Crown Sports Cancun Challenge

Score by periods	1st	2nd	Total
Iowa	35	28	63
Wichita State	33	42	75

	In	Off	2nd	Fast	Bench
Points	Paint	T/O	Chance	Break	
IOWA	6	14	9	0	35
WSU	30	20	14	11	40

Last FG - IOWA 2nd-01:15, WSU 2nd-00:09.  
Largest lead - IOWA by 6 1st-02:27, WSU by 12 2nd-00:09.

Score tied - 3 times.  
Lead changed - 6 times.

# 2012-13 HAWKEYE HEADSHOTS



**#0**  
**GABRIEL OLASENI**  
C, 6-10, 229, So.



**#1**  
**MELSAHN BASABE**  
F, 6-7, 221, Jr.



**#2**  
**JOSH OGLESBY**  
G, 6-5, 202, So.



**#4**  
**ROY DEVYN MARBLE**  
G/F, 6-6, 194, Jr.



**#5**  
**ANTHONY CLEMMONS**  
G, 6-1, 192, Fr.



**#10**  
**MIKE GESELL**  
G, 6-1, 185, Fr.



**#11**  
**CHRIS RICKERT**  
G, 6-3, 180, Sr.



**#13**  
**KYLE DENNING**  
G, 6-2, 165, So.



**#15**  
**ZACH McCABE**  
F, 6-7, 235, Jr.



**#20**  
**JARROD UTHOFF**  
F, 6-8, 200, Fr-RS.



**#24**  
**PATRICK INGRAM**  
G, 6-2, 211, Fr.



**#25**  
**ERIC MAY**  
G/F, 6-5, 219, Sr.



**#30**  
**AARON WHITE**  
F, 6-8, 218, So.



**#34**  
**ADAM WOODBURY**  
C, 7-1, 235, Fr.



**#35**  
**DARIUS STOKES**  
F, 6-7, 203, So.



**#35**  
**KYLE MEYER**  
F, 6-10, 222, Fr.



**FRAN MCCAFFERY**  
Head Coach



**KIRK SPERAW**  
Assistant Coach



**SHERMAN DILLARD**  
Assistant Coach



**ANDREW FRANCIS**  
Assistant Coach

**IOWA HAWKEYE BASKETBALL**  
**Iowa Combined Team Statistics (as of Nov 24, 2012)**  
**All games**

<b>RECORD:</b>	<b>OVERALL</b>	<b>HOME</b>	<b>AWAY</b>	<b>NEUTRAL</b>
ALL GAMES	5-1	4-0	0-0	1-1
CONFERENCE	0-0	0-0	0-0	0-0
NON-CONFERENCE	5-1	4-0	0-0	1-1

##	Player	gp-gs	min	avg	Total		3-Point		F-Throw		Rebounds				pf	dq	a	to	blk	stl	pts	avg		
					fg-fga	fg%	3fg-fga	3fg%	ft-fa	ft%	off	def	tot	avg										
04	Marble, Roy Devyn	6-6	194	32.3	30-69	.435	7-16	.438	16-23	.696	6	13	19	3.2	9	0	18	17	1	5	83	13.8		
30	White, Aaron	6-6	173	28.8	18-37	.486	1-11	.091	38-51	.745	18	21	39	6.5	12	0	9	11	5	9	75	12.5		
10	Gesell, Mike	6-6	155	25.8	17-44	.386	8-21	.381	6-8	.750	2	18	20	3.3	13	0	20	13	1	5	48	8.0		
01	Basabe, Melsahn	6-0	116	19.3	14-32	.438	0-0	.000	16-23	.696	13	16	29	4.8	8	0	2	12	12	4	44	7.3		
25	May, Eric	6-0	122	20.3	12-23	.522	0-2	.000	17-21	.810	4	21	25	4.2	7	0	6	6	1	4	41	6.8		
15	McCabe, Zach	6-6	106	17.7	11-35	.314	8-18	.444	6-9	.667	8	16	24	4.0	18	1	7	10	2	6	36	6.0		
34	Woodbury, Adam	6-6	98	16.3	14-25	.560	0-0	.000	5-9	.556	13	16	29	4.8	12	0	2	3	7	4	33	5.5		
02	Oglesby, Josh	6-0	85	14.2	8-32	.250	8-28	.286	5-8	.625	1	7	8	1.3	5	0	1	3	2	1	29	4.8		
05	Clemmons, Anthony	6-0	80	13.3	6-17	.353	4-8	.500	1-2	.500	3	7	10	1.7	5	0	11	6	0	1	17	2.8		
24	Ingram, Pat	3-0	16	5.3	1-2	.500	0-0	.000	3-6	.500	0	2	2	0.7	0	0	3	1	0	0	5	1.7		
00	Olaseni, Gabriel	6-0	40	6.7	1-5	.200	0-0	.000	2-2	1.000	4	11	15	2.5	9	0	0	2	5	3	4	0.7		
35	Stokes, Darius	2-0	6	3.0	0-0	.000	0-0	.000	1-2	.500	1	1	2	1.0	1	0	1	0	1	0	1	0.5		
11	Rickert, Christopher	2-0	4	2.0	0-1	.000	0-0	.000	0-0	.000	0	1	1	0.5	1	0	0	0	0	0	0	0.0		
13	Denning, Kyle	2-0	5	2.5	0-0	.000	0-0	.000	0-0	.000	0	0	0	0.0	0	0	0	1	0	0	0	0.0		
Team											11	6	17											
Total.....		6	1200		132-322	.410	36-104	.346	116-164	.707	84	156	240	40.0	100	1	80	86	37	42	416	69.3		
Opponents.....		6	1200		119-343	.347	30-118	.254	70-100	.700	83	131	214	35.7	135	0	56	92	24	52	338	56.3		

<b>TEAM STATISTICS</b>	<b>IOWA</b>	<b>OPP</b>	<b>Date</b>	<b>Opponent</b>	<b>Score</b>	<b>Att.</b>
SCORING	416	338	11/09/12	UTPA	w 86-55	14859
Points per game	69.3	56.3	11/12/12	CENTRAL MICHIGAN	w 73-61	10578
Scoring margin	+13.0	-	11/15/12	HOWARD	w 66-36	10704
FIELD GOALS-ATT	132-322	119-343	11/17/12	GARDNER-WEBB	w 65-56	11852
Field goal pct	.410	.347	^ 11/20/12	vs Western Kentucky	w 63-55	902
3 POINT FG-ATT	36-104	30-118	^ 11/21/12	vs Wichita State	L 63-75	902
3-point FG pct	.346	.254	^ = Cancun Challenge - Cancun, Mexcio			
3-pt FG made per game	6.0	5.0	* = Conference game			
FREE THROWS-ATT	116-164	70-100				
Free throw pct	.707	.700				
F-Throws made per game	19.3	11.7				
REBOUNDS	240	214				
Rebounds per game	40.0	35.7				
Rebounding margin	+4.3	-				
ASSISTS	80	56				
Assists per game	13.3	9.3				
TURNOVERS	86	92				
Turnovers per game	14.3	15.3				
Turnover margin	+1.0	-				
Assist/turnover ratio	0.9	0.6				
STEALS	42	52				
Steals per game	7.0	8.7				
BLOCKS	37	24				
Blocks per game	6.2	4.0				
ATTENDANCE	47993	1804				
Home games-Avg/Game	4-11998	0-0				
Neutral site-Avg/Game	-	2-902				

<b>Score by Periods</b>	<b>1st</b>	<b>2nd</b>	<b>Totals</b>
Iowa	193	223	416
Opponents	159	179	338