

# 2012-13 IOWA HAWKEYE BASKETBALL GAME NOTES



**3 Final Fours**  
**8 Big Ten Championships**  
**2 Big Ten Tournament Titles**

**GAME 31 // NEBRASKA (14-16, 5-12) at IOWA (19-11, 8-9)**  
**Saturday, March 9, 2013 • 1:21 p.m. (CT)**  
**Iowa City, Iowa • Mediacom Court at Carver-Hawkeye Arena (15,400)**  
**Radio:** Hawkeye Radio Network; Sirius 94 and XM 191  
**Radio Talent:** Gary Dolphin (pxp), Bob Hansen (analyst)  
**TV:** BTN (BTN2GO)  
**TV Talent:** Wayne Larrivee and Shon Morris  
**Live Stats / Audio:** [hawkeyesports.com](http://hawkeyesports.com)  
**Tickets:** \$27 for adults and \$15 for UI students / youth

### Iowa Athletic Communications

3300 Carver-Hawkeye Arena, Iowa City, IA 52242  
 Phone: 319-335-9411 • Fax: 319-335-9417  
[hawkeyesports.com](http://hawkeyesports.com) • [hawkeyebasketball.com](http://hawkeyebasketball.com)

**MBB CONTACT: MATTHEW WEITZEL**  
**office:** 319-335-6590 • **cell:** 319-430-8176  
**email:** [matthew-weitzel@hawkeyesports.com](mailto:matthew-weitzel@hawkeyesports.com)  
**Twitter:** @BigWeitz

### 2012-13 Schedule / Results 19-11 Overall, 7-9 Big Ten

Nov. 9	UT-Pan American	W, 86-55
Nov. 12	Central Michigan	W, 73-61
Nov. 15	Howard #	W, 66-36
Nov. 17	Gardner-Webb #	W, 65-56
Nov. 20	vs. Western Kentucky ^	W, 63-55
Nov. 21	vs. Wichita State ^	L, 63-75
Nov. 27	at Virginia Tech %	L, 79-95
Dec. 1	Texas A&M-Corpus Christi	W, 88-59
Dec. 4	South Dakota	W, 87-63
Dec. 7	Iowa State +	W, 80-71
Dec. 15	vs. Northern Iowa *	W, 80-73
Dec. 19	South Carolina State	W, 90-46
Dec. 22	Coppin State	W, 80-50
Dec. 31	#5 Indiana	L, 65-69
Jan. 6	at #2 Michigan	L, 67-95
Jan. 10	#18 Michigan State	L, 59-62
Jan. 13	at Northwestern	W, 70-50
Jan. 19	Wisconsin	W, 70-66
Jan. 22	at #14 Ohio State	L, 63-72
Jan. 27	at Purdue	L, 62-65 (OT)
Jan. 31	Penn State	W, 76-67
Feb. 3	at #23 Minnesota	L, 59-62
Feb. 6	at Wisconsin	L, 70-74 (2OT)
Feb. 9	Northwestern	W, 71-57
Feb. 14	at Penn State	W, 74-72
Feb. 17	Minnesota	W, 72-51
Feb. 21	at Nebraska	L, 60-64
Feb. 27	Purdue	W, 58-48
March 2	at #1 Indiana	L, 60-73
March 5	Illinois	W, 63-55
<b>March 9</b>	<b>Nebraska</b>	<b>1:21 p.m.</b>
March 14	at Big Ten Tournament	TBD
March 15	at Big Ten Tournament	TBD
March 16	at Big Ten Tournament	TBD
March 17	at Big Ten Tournament	TBD

*all times listed are Central*

# -- Cancun Challenge Preliminary Games  
 % -- ACC / Big Ten Challenge  
 + -- Iowa Corn Cy-Hawk Series  
 ^ -- Cancun Challenge - Cancun, Mexico  
 \* -- Hy-Vee Big Four Classic - Des Moines, Iowa

### Pronunciation Guide

Kirk Speraw..... SPEAR-awe  
 Melsahn Basabe..... Bah-SAAB-ee  
 Mike Gesell..... GAH-zelle  
 Josh Oglesby..... Oh-gulls-BEE  
 Gabriel Olaseni..... Oh-lah-SHANE-ee



## IOWA HAWKEYES

**2012-13 Record:** 19-11  
**Big Ten Record:** 8-9  
**Head Coach:** Fran McCaffery  
**Career Record:** 299-225 (17th year)  
**Iowa Record:** 48-48 (3rd year)

**STATISTICAL LEADERS**  
**Points:** Roy Devyn Marble (14.4)  
**Rebounds:** Aaron White (6.2)  
**Assists:** Anthony Clemmons (3.2)  
**Steals:** Mike Gesell (1.2)  
**Blocks:** Melsahn Basabe (1.1)

## GAME INFORMATION

**Date:** Saturday, March 9, 2013  
**Tip-off:** 1:21 p.m. (CT)  
**Location:** Iowa City, Iowa  
**Arena:** Carver-Hawkeye Arena (15,400)  
**TV:** BTN (BTN2GO)  
**Radio:** Sirius 94 & XM 191  
 WMT-AM 600 (Cedar Rapids)  
 WHO-AM 1040 (Des Moines)  
 KXIC-AM 800 (Iowa City)

**SERIES**  
**Series:** Iowa leads, 13-9  
**at Iowa City:** Iowa leads, 8-3  
**Last Meeting:** Feb. 21, 2013 (NEB, 64-60)  
**McCaffery vs. Nebraska:** 1-3  
**Miles vs. Iowa:** 1-0

**MULTIMEDIA**  
**Audio / Live Stats:** [hawkeyesports.com](http://hawkeyesports.com)  
**Twitter Updates:** @IowaHoops



## NEBRASKA HUSKERS







**2012-13 Record:** 14-16  
**Big Ten Record:** 5-12  
**Head Coach:** Tim Miles  
**Career Record:** 297-236 (18th year)  
**Nebraska Record:** 14-16 (1st year)

**STATISTICAL LEADERS**  
**Points:** Dylan Talley (14.3)  
**Rebounds:** Brandon Ubel (6.7)  
**Assists:** Dylan Talley (2.5)  
**Steals:** Ray Gallegos (1.4)  
**Blocks:** Andre Almeida (1.15)

### Regular Season Finale Storylines

- Fran McCaffery is one victory from notching career victory No. 300.
- Eric May will start his third game of the year and 72nd of his career Saturday on "Senior Day".
- Roy Devyn Marble has averaged 19.3 points the last seven games, which is the third-best scoring average in the Big Ten since Feb. 9. Marble is two points from becoming the 41st Hawkeye to score 1,000 career points and become the first Big Ten father/son duo to amass 1,000+ points.
- Iowa, Illinois, Minnesota and Purdue are fighting for Big Ten positioning 6-9 in the standings.
- Iowa has won 16 straight home games, dating back to last season, against unranked opponents. That streak is third-best in the Big Ten (Ohio State, 66; Michigan State, 30).
- Six of Iowa's eight Big Ten losses have come by margins of four points or less, including three by three points or less. Two of those three defeats came in overtime (one in double overtime).
- Iowa is the first team since Penn State in 1998-99 to play six Big Ten games decided by six points or less.
- Aaron White is one of only three Big Ten players to average 13.4 points and 6.2 or more rebounds. The other two are Cody Zeller of Indiana and Deshaun Thomas of Ohio State.
- The last three seasons, Iowa is 16-2 when scoring 80 points or more and 26-0 when holding opponents to fewer than 60 points.

### Iowa Projected Starting Lineup

 <p><b>G • 4 • Roy Devyn Marble</b>                  6-6 • 194 • Jr. • Southfield, MI</p> <table border="1"> <tr><th>PTS</th><th>REB</th><th>FG%</th><th>FT%</th></tr> <tr><td>14.4</td><td>4.0</td><td>.409</td><td>.819</td></tr> </table>	PTS	REB	FG%	FT%	14.4	4.0	.409	.819	 <p><b>F • 30 • Aaron White</b>                  6-8 • 219 • So. • Strongsville, OH</p> <table border="1"> <tr><th>PTS</th><th>REB</th><th>FG%</th><th>FT%</th></tr> <tr><td>13.4</td><td>6.2</td><td>.488</td><td>.727</td></tr> </table>	PTS	REB	FG%	FT%	13.4	6.2	.488	.727
PTS	REB	FG%	FT%														
14.4	4.0	.409	.819														
PTS	REB	FG%	FT%														
13.4	6.2	.488	.727														
 <p><b>G • 25 • Eric May</b>                  6-5 • 219 • Sr. • Dubuque, IA</p> <table border="1"> <tr><th>PTS</th><th>REB</th><th>FG%</th><th>FT%</th></tr> <tr><td>5.0</td><td>3.8</td><td>.474</td><td>.786</td></tr> </table>	PTS	REB	FG%	FT%	5.0	3.8	.474	.786	 <p><b>F • 1 • Melsahn Basabe</b>                  6-7 • 221 • Jr. • Glen Cove, NY</p> <table border="1"> <tr><th>PTS</th><th>REB</th><th>FG%</th><th>FT%</th></tr> <tr><td>6.9</td><td>4.5</td><td>.507</td><td>.675</td></tr> </table>	PTS	REB	FG%	FT%	6.9	4.5	.507	.675
PTS	REB	FG%	FT%														
5.0	3.8	.474	.786														
PTS	REB	FG%	FT%														
6.9	4.5	.507	.675														
		 <p><b>C • 34 • Adam Woodbury</b>                  7-1 • 235 • Fr. • Sioux City, IA</p> <table border="1"> <tr><th>PTS</th><th>REB</th><th>FG%</th><th>FT%</th></tr> <tr><td>4.7</td><td>4.9</td><td>.477</td><td>.488</td></tr> </table>	PTS	REB	FG%	FT%	4.7	4.9	.477	.488							
PTS	REB	FG%	FT%														
4.7	4.9	.477	.488														

## Inside the Numbers

	IOWA	NEB
Scoring Average	70.6	58.5
Scoring Defense	63.2	63.1
Scoring Margin	+7.4	-4.6
FG%	.419	.406
FG% Defense	.387	.427
FT%	.723	.692
3-PT FG%	.297	.309
3-PT FG% Defense	.286	.331
Rebound Margin	+4.2	-3.4
Assists Per Game	15.1	9.7
Turnovers Per Game	12.8	10.8
Steals Per Game	7.0	5.0
Blocks Per Game	4.8	3.1

## Miscellaneous Statistics

Double-Figure Scoring Games...					
Player	09-10	10-11	11-12	12-13	Career
Roy Devyn Marble	---	5	23	23	51
Aaron White	---	---	18	22	40
Melsahn Basabe	---	17	14	7	38
Eric May	10	13	5	4	32
Zach McCabe	---	4	10	5	19
Mike Gesell	---	---	---	12	12
Josh Oglesby	---	---	6	6	12
Adam Woodbury	---	---	---	4	4
Anthony Clemmons	---	---	---	3	3
Gabriel Olaseni	---	---	---	1	1

20-Point Scoring Games...					
Player	09-10	10-11	11-12	12-13	Career
Roy Devyn Marble	---	---	2	7	9
Aaron White	---	---	2	4	6
Melsahn Basabe	---	5	---	---	5
Zach McCabe	---	---	3	---	3
Eric May	---	1	1	---	2
Josh Oglesby	---	---	2	---	2
Mike Gesell	---	---	---	1	1

Double-Figure Rebounding Games...					
Player	09-10	10-11	11-12	12-13	Career
Melsahn Basabe	---	8	3	3	14
Aaron White	---	---	4	3	7
Zach McCabe	---	---	1	---	1
Eric May	1	---	---	---	1
Gabriel Olaseni	---	---	---	1	1

Double-Doubles...					
Player	09-10	10-11	11-12	12-13	Career
Melsahn Basabe	---	6	3	1	10
Aaron White	---	---	4	3	7
Eric May	1	---	---	---	1

4+ Three-Pointer Games...					
Player	09-10	10-11	11-12	12-13	Career
Josh Oglesby	---	---	3	2	5
Eric May	3	---	---	---	3
Roy Devyn Marble	---	---	1	2	3
Zach McCabe	---	1	---	1	2
Mike Gesell	---	---	---	1	1

5+ Assists Games...					
Player	09-10	10-11	11-12	12-13	Career
Roy Devyn Marble	---	---	11	4	15
Anthony Clemmons	---	---	---	9	9
Mike Gesell	---	---	---	5	5
Eric May	---	---	1	1	2

3+ Steals Games...					
Player	09-10	10-11	11-12	12-13	Career
Roy Devyn Marble	---	---	7	3	10
Eric May	3	5	1	1	10
Aaron White	---	---	2	4	6
Mike Gesell	---	---	---	4	4
Zach McCabe	---	1	2	---	3
Anthony Clemmons	---	---	---	3	3

3+ Blocks Games...					
Player	09-10	10-11	11-12	12-13	Career
Melsahn Basabe	---	4	3	5	12
Eric May	3	---	---	---	3
Gabriel Olaseni	---	---	1	3	4
Adam Woodbury	---	---	---	3	3
Aaron White	---	---	2	1	3
Roy Devyn Marble	---	---	1	---	1

## 2012-13 Margin of Victory/Defeat

Points	1	2	3	4	5	6	7	8	9	10+	15+	20+
Wins	0	1	0	1	0	0	1	2	2	3	0	8
Losses	0	0	3	3	0	0	0	0	1	2	1	1

### THE SETTING

Iowa (19-11, 8-9), who has won five of its last seven, remains home Saturday hosting Nebraska (14-16, 5-12) at 1:21 p.m. (CT) on Mediacom Court at Carver-Hawkeye Arena.

Tickets are \$27 for adults, and \$15 for youth and UI students. Eric May and Christopher Rickert will be honored before the game for their contributions to the Hawkeye basketball program for "Senior Day".

Iowa will be gunning for win No. 20 on the season, Fran McCaffery will be seeking career victory No. 300, while Roy Devyn Marble will look to score career point No. 1,000.

### ON THE AIR

**Radio:** All Iowa games are broadcast on the Hawkeye Radio Network. Gary Dolphin handles the play-by-play, along with color commentator Bob Hansen. The network includes more than 40 stations that blanket the state of Iowa and include portions of Illinois, Nebraska, Minnesota, Missouri and Wisconsin. The Hawkeye Radio Network coverage includes a 60-minute pregame show.

**Television:** Saturday afternoon's game will be televised on BTN (BTN2GO). Wayne Larvree and Shon Morris will call the action.

### HAWKEYES TOPPLE ILLINOIS. 63-55

- Iowa led by as many as 11 points en route to a 63-55 home win over Illinois on Tuesday.
- Roy Devyn Marble posted team highs in scoring (21), rebounds (6) and assists (4). It marked the second game this season the junior led the team in those three statistical categories in a single-game (Northwestern, Feb. 9). Marble has reached the 20-point plateau in back-to-back games and four of the last seven outings. Marble has topped 20 points seven times this season and nine times overall. He has led the team in scoring the last seven games, averaging 19.3 points during that span.
- After missing his first four 3-point attempts, Josh Oglesby came up huge with back-to-back triples late in the contest to stretch a two-point advantage (48-46) to eight (54-46) with 3:19 left. Oglesby finished the contest with 10 points, which equaled his second-highest scoring output in a Big Ten game this season (14 at Northwestern, Jan. 13).
- Iowa established a new school and arena record for blocked shots (13). Iowa had nine blocks in the first half. Sophomore Gabe Olaseni had a career-high seven blocks. The 13 team rejections top the mark of 12 set three previous times in 2004 (St. Louis; UNC-Greensboro; North Carolina). McCaffery was head coach at UNC-Greensboro in 2004.
- Eric May started his second game of the season, while Mike Gesell missed his third straight contest with a foot injury.

## 2012-13 Iowa Hawkeye Roster

No.	Name	Pos.	Ht.	Wt.	Yr.	Hometown (High School/College)
0	Gabriel Olaseni	C	6-10	229	So.	London, England (Sunrise Christian Academy - Kan.)
1	Melsahn Basabe	F	6-7	221	Jr.	Glen Cove, N.Y. (St. Mark's)
2	Josh Oglesby	G	6-5	202	So.	Cedar Rapids, Iowa (Washington)
4	Roy Devyn Marble	G/F	6-6	194	Jr.	Southfield, Mich. (Lathrup)
5	Anthony Clemmons	G	6-1	192	Fr.	Lansing, Mich. (Sexton)
10	Mike Gesell	G	6-1	185	Fr.	South Sioux City, Neb. (South Sioux City)
11	Christopher Rickert	F	6-3	180	Sr.	Sioux City, Iowa (Bishop Heelan)
13	Kyle Denning	G	6-2	165	So.	Cedar Falls, Iowa (Northern University HS)
15	Zach McCabe	F	6-7	235	Jr.	Sioux City, Iowa (Bishop Heelan)
20	Jarrod Uthoff	F	6-8	200	Fr.-RS	Cedar Rapids, Iowa (Jefferson)
24	Patrick Ingram	G	6-2	211	Fr.	Indianapolis, Ind. (North Central)
25	Eric May	F	6-5	219	Sr.	Dubuque, Iowa (Wahlert)
30	Aaron White	F	6-8	218	So.	Strongsville, Ohio (Strongsville)
34	Adam Woodbury	C	7-1	235	Fr.	Sioux City, Iowa (East)
35	Darius Stokes	F	6-7	203	So.	Cedar Rapids, Iowa (Linn-Mar)
42	Kyle Meyer	F	6-10	222	Fr.	Alpharetta, Ga. (Northview)

Head Coach: Fran McCaffery

Assistant Coaches: Kirk Speraw, Sherman Dillard, Andrew Francis

## Head Coach Fran McCaffery

Fran McCaffery is in his third season as the head basketball coach at the University of Iowa and his 17th year overall as a college head coach. McCaffery spent five seasons (2005-10) as the head coach at Siena, six years at UNC-Greensboro (1999-2005) and three seasons at Lehigh (1985-88) before joining the Hawkeyes.



McCaffery has three decades of Division I coaching experience. He completed his 30th season as a collegiate coach in 2012, which includes 16 years as a head coach and 14 as an assistant.

McCaffery, 53, holds a career mark of 299-225 (.571) and guided his teams to seven postseason appearances (five NCAA, two NIT). He is 48-48 (.500) at Iowa.

McCaffery's five years at Siena were the best in its 70-year history. He led the Saints on an incredible run that ended with three straight Metro Atlantic Athletic Conference championships and NCAA Tournament appearances. In so doing, Siena became the only program in the country to win its regular season and postseason title the last three years.

McCaffery's Saints owned a 112-51 (.687) record in his five years with the program. He guided the Saints to four consecutive 20-win seasons, something that has never been accomplished before at the Siena.

The 2009 MAAC Coach of the Year and 2010 District I Coach of the Year is the third winningest coach, by percentage, in league history (68-22, .756). He is the only coach to guide a MAAC program to two NCAA Tournament wins. McCaffery led his 2008 and 2009 teams to first round NCAA Tournament victories over Vanderbilt and Ohio State, respectively.

In his final two seasons at Siena, he coached the Saints to back-to-back 27-win campaigns and boasted a combined 39-3 (.929) record against MAAC opponents, which included MAAC Tournament contests.

McCaffery began his coaching career as an assistant at Penn (1982-83) and Lehigh (1983-85). Then at age 26, he became the nation's youngest Division I head coach when hired by Lehigh in 1985. After three seasons as head coach at Lehigh, he spent 11 seasons as an assistant at Notre Dame (1988-99).

McCaffery played basketball at Wake Forest his freshman year (1977-78) and then concluded his collegiate playing career at Penn his final three seasons (1979-82).

He earned his B.S. degree in Economics from The Wharton School (Penn) in 1982. McCaffery also earned a Master of Education from Lehigh in 1985.

### COACHING HONORS

NABC District I Coach of the Year, 2009-10  
MAAC Coach of the Year, 2008-09

### HEAD COACHING EXPERIENCE

Lehigh (1985-88): .....49-39 (.557); 8-6 (.571) League  
UNC-Greensboro (1999-05).....90-87 (.508); 49-47 (.510) League  
Siena (2005-10) .....112-51 (.687); 68-22 (.756) League  
Iowa (2010-present): .....48-48 (.500); 20-33 (.377) League

## McCaffery File

**Born:** May 23, 1959  
**Hometown:** Philadelphia, Pa.  
**High School:** LaSalle, 1977  
**College:** B.S. in Economics, The Wharton School (Penn), 1982  
Master of Education, Lehigh, 1985  
**Family:** Wife, Margaret  
Sons, Connor, Patrick and Jonathan Francis  
Daughter, Marit Katherine  
Brother, Jack (sportswriter in Philadelphia area)

### Coaching Honors

MAAC Coach of the Year, 2009  
NABC District I Coach of the Year, 2009-10

### Coaching History (30 years)

1982-83	Assistant Coach, Penn
1983-85	Assistant Coach, Lehigh
1985-88	Head Coach, Lehigh
1988-99	Assistant Coach, Notre Dame
1999-05	Head Coach, UNC-Greensboro
2005-10	Head Coach, Siena
2010-present	Head Coach, University of Iowa

### Coaching Chart

Overall (16 seasons): 280-214 (.567)  
At Iowa (two seasons): 29-37 (.439)  
At Siena (five seasons): 112-51 (.688)  
At UNCG (six seasons): 90-87 (.508)  
At Lehigh (three seasons): 49-40 (.551)  
NCAA Tournament (five appearances\*): 2-5  
NIT (two appearances): 1-2

*\*McCaffery is the first coach to bring three different programs from one-bid leagues to the NCAA Tournament (conferences that sent just one team the year his program advanced).*

### McCaffery in Postseason Play

1988	NCAA Tournament - - Lehigh
1989	NCAA Tournament - - Notre Dame
1990	NCAA Tournament - - Notre Dame
1992	NIT - - Notre Dame
1997	NIT - - Notre Dame
2001	NCAA Tournament - - UNC-Greensboro
2002	NIT - - UNC-Greensboro
2008	NCAA Tournament - - Siena
2009	NCAA Tournament - - Siena
2010	NCAA Tournament - - Siena
2012	NIT - - Iowa

### Playing Experience

Wake Forest, 1977-78  
Penn, 1979-82

## 2012-13 Big Ten Standings/Schedule

Team	Big Ten	Pct.	Overall	Pct.
Indiana	13-4	.765	25-5	.833
Michigan	12-5	.706	25-5	.833
Ohio State	12-5	.706	22-7	.759
Michigan State	11-5	.688	22-7	.759
Wisconsin	11-5	.688	20-9	.690
Minnesota	8-9	.471	20-10	.667
Illinois	8-9	.471	21-10	.677
<b>IOWA</b>	<b>8-9</b>	<b>.471</b>	<b>19-11</b>	<b>.633</b>
Purdue	7-10	.412	14-16	.467
Nebraska	5-12	.294	14-16	.467
Northwestern	4-12	.250	13-16	.448
Penn State	1-15	.062	9-19	.321

### Thursday, March 7

Penn State at Northwestern, 6 p.m. (ESPNU)

Wisconsin at Michigan State, 8 p.m. (ESPN)

### Saturday, March 9

Minnesota at Purdue, 11 a.m. (BTN)

**Nebraska at Iowa, 1:15 p.m. (BTN)**

### Sunday, March 10

Wisconsin at Penn State, 11 a.m. (BTN)

Illinois at Ohio State, Noon (ESPN)

Indiana at Michigan, 3 p.m. (CBS)

Northwestern at Michigan State, 5 p.m. (BTN)

All times are Central

### IOWA STATISTICAL CATEGORY LEADERS

LED IN SCORING:	White (14)
REACHED DOUBLE FIGURES:	Marble (23)
30+ POINT GAMES:	Marble (1)
20+ POINT GAMES:	Marble (7)
LED IN REBOUNDING:	White (10)
DOUBLE-FIGURE REBOUNDS:	Basabe, White (3)
DOUBLE-DOUBLES:	Basabe, White (3)
LED IN ASSISTS:	Marble (12)
LED IN STEALS:	White (9)
LED IN BLOCKS:	Olaseni (12)
* FTA GAMES:	White (23)

\*includes ties for team lead

### LATE GAME CLUTCH FREE THROW SHOOTING

#### IN FINAL FIVE MINUTES OF GAME

Player	FTM	FTA	Pct.
Gabriel Olaseni	2	2	1.000
Eric May	9	11	.818
Roy Devyn Marble	43	54	.796
Mike Gesell	12	16	.750
Melsahn Basabe	8	11	.727
Zach McCabe	8	12	.667
Anthony Clemmons	8	12	.667
Josh Oglesby	4	6	.667
Aaron White	25	47	.532
Darius Stokes	2	4	.500
Pat Ingram	3	8	.375
Christopher Rickert	0	2	.000
Adam Woodbury	0	1	.000
<b>TOTALS</b>	<b>129</b>	<b>186</b>	<b>.694</b>

#### IN FINAL TWO MINUTES OF GAME

Player	FTM	FTA	Pct.
Gabriel Olaseni	2	2	1.000
Mike Gesell	11	13	.846
Eric May	3	4	.750
Roy Devyn Marble	25	35	.714
Zach McCabe	7	10	.700
Aaron White	25	40	.625
Anthony Clemmons	5	8	.625
Pat Ingram	3	6	.500
Darius Stokes	1	2	.500
Melsahn Basabe	3	6	.500
Josh Oglesby	2	4	.500
Christopher Rickert	0	2	.000
<b>TOTALS</b>	<b>87</b>	<b>132</b>	<b>.659</b>

#### IN FINAL ONE MINUTE OF GAME

Player	FTM	FTA	Pct.
Mike Gesell	8	10	.800
Roy Devyn Marble	19	24	.792
Eric May	3	4	.750
Pat Ingram	3	4	.750
Aaron White	17	25	.680
Anthony Clemmons	5	8	.625
Melsahn Basabe	1	2	.500
Zach McCabe	1	2	.500
Josh Oglesby	2	3	.667
Christopher Rickert	0	2	.000
<b>TOTALS</b>	<b>59</b>	<b>84</b>	<b>.702</b>

## 2012-13 Captains

Iowa captains are senior Eric May and junior Roy Devyn Marble

### ALL-TIME SERIES

Iowa holds a 13-9 advantage in the series that began with a 27-17 Husker win in 1907. Nebraska is 2-1 against the Hawkeyes since joining the Big Ten in 2011. The Huskers posted a 64-60 win over Iowa earlier this season on Feb. 23 in Lincoln, Neb.

The Hawkeyes have won nine of the last 14 and six of the last 10 in the series.

Iowa is 8-3 in games played between the two schools in Iowa City. Saturday will be Nebraska's second-ever game played in Carver-Hawkeye Arena. The Hawkeyes have won five of the last six contests, in the series, played in Iowa City, dating back to 1943.

### SCOUTING NEBRASKA

- Eleven of Nebraska's 14 wins have come on its home court, including four in Big Ten play. The Huskers are 2-9 in true road games, including 1-7 in conference contests.
- The Huskers have scored 64 points or more seven times in Big Ten play, winning four of those seven contests.
- The Huskers are 2-2 in their last four outings, winning both at home, including Wednesday's 53-51 win over Minnesota. Brandon Ubel (15) and Dylan Talley (12) paced Nebraska in the victory. It was the final game played at the Bob Devaney Sports Center.
- Nebraska ranks 11th in the country in fewest turnovers per game (10.8).
- Nebraska has three players average double figures in scoring: Dylan Talley (14.3), Ray Gallegos (12.5), and Brandon Ubel (11.3). Ubel also ranks first in team rebounding (6.7).
- Ray Gallegos ranks first in the Big Ten in 3-pointers made (2.5) and minutes played (37.5); Brandon Ubel ranks sixth in free throw percentage (.808) and seventh in rebounding (6.7); Dylan Talley ranks ninth in scoring (14.3).
- Nebraska is one of two Big Ten schools (Illinois) with a new head coach this season. Tim Miles is on the Nebraska sideline after five seasons as head coach at Colorado State. Miles, who is in his 18th season as a head coach, also served as head coach at North Dakota State (2001-07), SW Minnesota State (1997-01), and Mayville State (1995-97).

### NEBRASKA RALLIES TO UPEND IOWA IN LINCOLN

- Iowa led by as many as 19 points in the first half, but Nebraska closed the game on a 42-19 run spanning halves to post a 64-60 win in Lincoln. The game was originally scheduled to take place on Feb. 21, but was moved to Feb. 23 due to a Midwest snow storm.
- Three Hawkeyes scored in double figures: Roy Devyn Marble (18), Aaron White (15), and Eric May (10).
- Aaron White corralled a game and career-high 13 rebounds to go along with his 15 points. The 13 rebounds are the most by a Hawkeye this season, and the double-double was his team-leading third of the season and seventh of his career.
- After holding Nebraska to 34 percent (11-of-32) shooting from the field the first 20 minutes, the Huskers caught fire in the second half shooting 62.5 percent (15-of-24).
- Freshman Mike Gesell dished out all six of his assists in the first half and finished the game with six points. This was Gesell's last game he played since being sidelined with his foot injury.
- Iowa shot 86.7 percent (13-of-15) from the free throw line, a season best in conference play. The 86.7 percent is its second-best percentage this season (.895 vs. South Dakota).
- Iowa's bench outscored Nebraska's reserves 19-0.

### CLOSE CALLS

Iowa has lost six Big Ten games by four points or less for the first time since 1984. Four of the six defeats (MSU, Purdue, Wisconsin, and Minnesota) have come with the Hawkeyes having a late with under two minutes left. Iowa is the first team since Penn State in 1998-99 to play six Big Ten games decided by six points or less.

In total, Iowa has played a Big Ten-leading eight games decided by four points or less (2-6).

Game	UI Lead & Time (under 2 mins)	Final score
vs. Michigan St (Jan. 10)	56-53 with 1:20 left	L, 62-59
at Purdue (Jan. 27)	53-50 with 2:00 left	L, 65-62 (OT)
at Minnesota (Feb. 3)	59-55 with 2:00 left	L, 62-59
at Wisconsin (Feb. 6)	58-55 with 0:30 left	L, 74-70 (2OT)

## Iowa Athletic Communications

5300 Carver-Hawkeye Arena, Iowa City, IA 52242  
Phone: 319-335-9411 • Fax: 319-335-9417  
[hawkeyesports.com](http://hawkeyesports.com) • [hawkeyebasketball.com](http://hawkeyebasketball.com)

### MBB CONTACT: MATTHEW WEITZEL

office: 319-335-6590 • cell: 319-430-8176  
email: [matthew-weitzel@hawkeyesports.com](mailto:matthew-weitzel@hawkeyesports.com)  
Twitter: @BigWeitz

## Practice Coverage

All Iowa men's basketball practices are closed to the media and public.

## Coach and Player Interviews

Media interested in setting up interviews with players and/or coaches need to coordinate their requests through Matthew Weitzel in the Iowa Athletic Communications Office.

## Social Media

In addition to obtaining the most up-to-date information on Iowa's official website: [hawkeyesports.com](http://hawkeyesports.com), fans and media can also get additional information, notes, photos, promotions, videos and more via Iowa basketball's social media sites. Follow Hawkeye hoops on Twitter (@IowaHoops) and on Facebook ([facebook.com/hawkeyebasketball](https://www.facebook.com/hawkeyebasketball)).

## Press Conferences

Following is a list of dates for basketball news conferences with Fran McCaffery. The news conferences take place in the Media Room on the ground floor of Carver-Hawkeye Arena. Selected players will be available after McCaffery meets with the media.

Following are the news conference dates:

March 8th (2 pm) 12th (2 pm)

## Big Ten Tele-Conferences

Media have an opportunity to ask questions to each Big Ten coach every Monday morning during conference season. For a detailed schedule and phone number, email Dan Mihalik at the Big Ten office: [dmahilk@bigten.org](mailto:dmahilk@bigten.org).

Coach McCaffery speaks for 10 minutes starting at 9:10 a.m. (CT).

## Postgame Interviews

Postgame press conferences include both head coaches in the Media Room. Requested Iowa players will also be available in the Media Room while visiting players outside their locker room.

## MARBLE IN THE ZONE

Roy Devyn Marble has led or shared the team lead in scoring in each of the seven games, averaging 19.3 points. He scored 20 points or more in four of the seven contests, including the last two games (Indiana and Illinois). Iowa has won five of its last seven games. During the span, the junior is shooting 48 percent (42-of-88) from the field and 91 percent (41-of-45) from the free throw line. The 19.3-point average the last seven outings, ranks as the third-best Big Ten scoring average since Feb. 9.

Over the last two games, Marble is averaging three first-half points and 17.5 in the second stanza.

Marble is two points from becoming the 41st player in Iowa history to score 1,000 points and 29th Hawkeye to accomplish the feat in three years or less. Marble's father, Roy, is Iowa's all-time leading scorer with 2,116 points. The Marbles are believed to become the first father-son duo to join the 1,000-point club in Big Ten history.

### Marble, Last 12 Games

	Previous 5	Last 7
Pts/Game	6.0	19.3
FG%	.182	.477
FT%	.706	.911

## HAWKEYE FASTBREAKS

- Iowa concludes the regular season playing 3-of-4 at home, including two-straight this week. Iowa and Ohio State are the only Big Ten teams finishing with 3-of-4 at home.
- Iowa has won 20 of its last 23 home games, including 15-of-17 this season, dating back to Feb. 1, 2012. The Hawkeyes' two losses this season have come to nationally ranked teams (Indiana and Michigan State).
- The Hawkeyes have won each of their last 28 games when holding opponents to 61 or fewer points, the longest active streak in the Big Ten.
- Iowa is 13-2 when scoring 70 points or more; 16-1 when having a higher field goal percentage than its opponents; 16-4 when recording more rebounds than its opponents.
- Iowa ranks sixth in the country in free throws made (17.7) and 13th in attempts (24.4).
- Hawkeye reserves are averaging 24.2 points per game. The Hawkeyes have played 10 players or more in all but two games this season (Iowa State and Illinois).
- Roy Devyn Marble averages 15.8 points in Hawkeye wins this year and 11.7 in losses.
- Iowa shoots 31 percent (102-of-329) from 3-point territory in its victories, but 28 percent (55-of-199) from long distance in losses this season.
- For the second time in the last two decades, the men's basketball team has nine players logging 16 minutes or more per game, and 10 players averaging 10 minutes or more. Iowa's 1998-99 team, that advanced to the Sweet 16 in the NCAA Tournament, had 10 players average 17 minutes or more.
- Co-captain Eric May has posted his best offensive rebound average, assist rate, turnover rate, and free throw percentage of his career this season. May has led or shared the team lead in rebounding in two of the last four contests.
- Seven of the 12 Big Ten teams enter this weekend's with nine or more losses in league play. The Big Ten is the No. 1 rated conference by the RPI.
- Last season, Iowa had eight different players post double digits in one game or more. This year, 11 different players have scored double figures for the Hawkeyes.
- Iowa has made (530) nearly more free throws than its foes have attempted (538).

## LEADING THE TEAM

Following is the number of times a player led Iowa in scoring, rebounding, assists and steals. If two or more players tied for the team lead, all were credited for that game:

Player	Scoring	Rebounding	Assists	Steals	Blocks
Melsahn Basabe	1	6	---	2	10
Aaron White	14	11	2	9	7
Roy Devyn Marble	11	4	12	6	2
Eric May	---	1	---	1	3
Mike Gesell	4	1	8	8	4
Zach McCabe	1	2	---	6	2
Josh Oglesby	1	---	1	1	1
Eric May	---	5	3	6	---
Gabriel Olaseini	---	2	---	2	12
Anthony Clemmons	---	---	9	5	4
Adam Woodbury	---	3	---	3	7
Kyle Denning	---	---	---	1	---

## Peter Jok Signs With Hawkeyes

University of Iowa Men's Basketball Coach Fran McCaffery announced today that Peter Jok has signed a National Letter of Intent to attend the University of Iowa.

"We are thrilled that Peter Jok is going to become part of the Hawkeye family," said McCaffery. "He has a complete skillset that will be a great asset to our team. He's an excellent athlete who can play four different positions, and is a terrific 3-point shooter. Peter is exactly what we are looking for in this class."

Jok is a 6-foot-6, 200-pound guard born in Sudan, who played his first two years as a prep at Des Moines Roosevelt, and his last two at West Des Moines Valley. Last season at Valley, Jok earned second team all-conference honors after averaging 10.2 points. He hit 86 percent of his free throws, grabbed 4.3 rebounds and made 37 percent of his 3-point attempts. Jok's high school coach at Valley is Jeff Horner, Iowa's all-time assist leader.

As a sophomore at Roosevelt, Jok averaged 18.5 points and seven rebounds and was a second team all-state and first team all-conference honoree. He was also one of 30 high school freshmen invited to the Nike Top 100 Camp in St. Louis in 2010, and participated in the 2012 NBA Players Association Top 100 Camp.

Jok played AAU basketball on the All-Iowa Attack.

Jok will join Jarrod Uthoff, who transferred to Iowa from the University of Wisconsin this year, on the 2013-14 active Iowa roster.

### BASABE... SPICY!

Melsahn Basabe's play has been so good the last month that he was moved to the starting lineup in Iowa's vs. Penn State (Jan. 31). The junior has averaged 7.1 points and 5.2 rebounds in his last 14 games. Basabe posted his first double-double of the season in Iowa's win over Penn State (10 points and 10 rebounds) on Jan. 31.

Overall, Basabe ranks fourth in team scoring (6.9), first in blocks (1.1) and third in rebounding (4.5). He grabbed career rebound No. 500 in Iowa's win over Purdue on Feb. 27. Basabe ranks fourth among active players in the Big Ten in blocks (111).

### IOWA'S STATISTICAL COMPARISONS

	All Games	Big Ten	Home Games	Away Games	Iowa Wins	Iowa Losses
Record	19-11	8-9	15-2	4-9	19-0	0-11
Points	70.6	65.8	73.5	66.9	74.3	64.3
Opp. Pts	63.2	64.8	57.2	71.2	57.4	73.3
FG%	.419	.393	.439	.392	.447	.372
FG Def.	.387	.403	.355	.430	.356	.441
3-PT%	.297	.280	.288	.308	.310	.276
3-pt. Def.	.286	.294	.282	.293	.279	.305
FT%	.723	.733	.736	.703	.737	.695
REB	39.5	37.9	41.1	37.5	41.1	36.7
AST	15.1	13.8	16.0	14.0	16.1	13.5
TO	12.8	11.9	12.9	12.5	12.9	12.5
STL	7.0	7.1	8.4	5.3	7.8	5.6
BLK	4.8	4.4	5.4	4.1	5.5	3.6

### DISHING THE ROCK

The Hawkeyes have assisted on 63.4 percent of their field goal makes (454 assists on 716 field goals), a rate that is 16th-best in the country.

### ON THE RISE...

Iowa's win over Illinois on Tuesday gives the Hawkeyes their 19th win of the season. The 19 victories surpasses last season's total (18-17). The last time Iowa had 18 or more wins in back-to-back seasons was 2005-06.

In four stops as head coach, Fran McCaffery, has engineered win improvement in each of the first three seasons. Iowa and Michigan rank second in the Big Ten with three consecutive season win improvements. Indiana ranks first with a four-season streak.

School	Year 1	Year 2	Year 3
Lehigh	13-15	15-14	21-10
UNC Greensboro	15-13	19-12	20-11
Siena	15-13	20-12	23-11
Iowa	11-20	18-17	19-11

### WHITE HOT!

Aaron White has averaged 13.4 points and 6.1 rebounds the last 11 games. The sophomore is averaging almost a double-double the last three games played (13.5 points and 8.5 rebounds).

White scored a career-high 27 points against Penn State (Jan. 31), moving to the small forward position. The sophomore is one of just three Big Ten players to average better than 13.4 points and 6.2 rebounds this season, with the other two being Cody Zeller of Indiana and Ohio State's Deshaun Thomas.

White has scored 39 percent (157/403) of his points from the free throw line, which ranks fourth-best in the country.

White leads the team in rebounding and is seeking to become the first Hawkeye to lead the team in rebounding both his freshman and sophomore seasons since Michael Payne in 1981-82 (7.4 rpg) and 1982-83 (7.5 rpg). White led Iowa last season (5.7 rpg) and ranks first this year (6.2 rpg).

Iowa is 9-1 this season when White scores 16 points or more.

### DEFENSE IMPROVEMENT

Last year, Iowa allowed opponents 72.5 points per contest. Through 30 games in 2012-13, Iowa is yielding 63.2 points. The 9.3 point differential from last year to this season ranks 13th-best in the nation.

Iowa is holding its opponents to a much lower field goal percentage this season, compared to a year ago. Hawkeye opponents are shooting at a 38.7 percent clip this season, compared to 45.7 percent last season. The 38.7 field goal percentage defense is the lowest clip the Hawkeyes have held their opponents since the 2005-06 season (38 percent, 732-of-1924). Additionally, the seven percent improvement ranks second-best in the country.

Iowa is on pace to record just its second sub-.400 defensive field goal percentage (.380 in 2005-06) in the last 50 years.

### IN NATIONAL STATISTICS...

Iowa ranks sixth in 3-point field goal percentage defense (.286); 36th in assists (15.1); and 37th in field goal percentage defense (.387).

## Iowa in Big Ten Statistics

Category	All Games		Big Ten	
	Stat	Rank	Stat	Rank
3-PT FG Defense	.286	1st	.294	3rd
Assists	15.1	1st	13.8	1st
FG% Defense	.387	2nd	.403	2nd
Free Throw %	.723	2nd	.733	2nd
Blocked Shots	4.8	2nd	3.9	4th
Scoring Offense	70.6	3rd	65.8	4th
Steals	7.0	4th	7.1	2nd
Ast./TO Ratio	1.2	5th	1.2	4th
Rebounding Margin	+4.2	6th	+1.1	6th
Scoring Margin	+7.4	7th	+1.0	7th
Turnover Margin	+0.6	7th	+0.2	6th
3-Pt. FG Per Game	5.2	7th	4.6	11th
Field Goal %	.419	8th	.393	9th
Scoring Defense	63.2	9th	64.8	6th
3-Pt. Field Goal %	.297	11th	.280	12th

Category	Player	All Games		Big Ten	
		Stat	Rank	Stat	Rank
Blk. Shots	Melsahn Basabe	1.1	11th	0.9	12th
	Gabriel Olaseni	1.0	12th	---	---
Rebounding	Aaron White	6.2	13th	5.9	13th
Scoring	Roy Devyn Marble	14.4	8th	13.4	14th
	Aaron White	13.4	14th	13.3	15th
Assists	Anthony Clemmons	3.2	11th	2.8	13th
	Mike Gesell	2.9	13th	---	---
	Roy Devyn Marble	2.8	15th	2.7	14th
Ast/TO Ratio	Anthony Clemmons	2.0	7th	---	---
FT %	Roy Devyn Marble	.819	4th	.857	3rd
FG %	Aaron White	.488	13th	---	---

### DYNAMIC DUO

Iowa's Aaron White and Roy Devyn Marble are fourth-highest scoring duo in the Big Ten, averaging 27.4 points.

Big Ten Scoring Duo	Average
Burke, Hardaway (Mich)	33.6 ppg
Marshall, Newbill (PSU)	31.0 ppg
Zeller, Oladipo (IU)	30.3 ppg
White, Marble (UI)	27.4 ppg

### DEFENSE IMPROVEMENT, PART 2

Iowa has improved its 3-point field goal percentage defense by 5.9 percent this season compared to last. That improvement is tops in the Big Ten and eighth-best in the country.

Additionally, the Hawkeyes are on pace to shatter a new school record in 3-point field goal percentage defense. The current single-season record is 31.8 percent set in 2005-06; opponents are shooting 28.6 percent from long distance this season.

Team	11-12	12-13	Diff
Iowa	.345	.286	-.059
Indiana	.349	.298	-.051

### FANS FLOCKING TO CHA

Iowa has had an attendance figure of 10,500 fans or greater in all 17 home contests, including sellouts of 15,400 against Indiana on Dec. 31, Wisconsin on Jan. 19, and Minnesota on Feb. 17.

Iowa averages 13,312 fans this season, which is its best average attendance figure since the 2002-03 season (13,235). Iowa has one remaining home contest (Saturday) to boast its average.

### HAWKEYES ARE TOUGH AT HOME

Iowa has won 99 of its 138 games (.717) in Carver-Hawkeye Arena (15,400) over the last eight seasons, including win streaks of 21 straight overall and 12 straight Big Ten Conference wins. Iowa is 15-2 at home this season, marking the most home victories in Carver-Hawkeye Arena since 2006 (17-0).

Iowa has won 10 of its last 20 home games against ranked opponents. Iowa was a perfect 17-0 at home in 2006, 14-2 in 2007, 10-8 in 2008, 13-4 in 2009, 9-9 in 2010, 8-8 in 2011 and 13-6 in 2012.

### ALL-AROUND SKILLS

Mike Gesell is one of only four Hawkeye freshmen to total 240 points, 75 rebounds and 75 assists in a single season. Gesell suffered a right foot injury, missing Iowa's last three games. He will miss Saturday's regular season finale, but it is hopeful he will return for the Big Ten Tournament.

Player (Year)	Pts	Rbs	Asts
Mike Gesell (2013)	242	79	79
Jeff Horner (2003)	255	137	140
Cully Payne (2010)	277	96	122
Dean Oliver (1998)	274	78	131

## Last Three Games Statistics

#	Player	gp-gs	min	avg	Total			3-Point		F-Throw		Rebounds				pf	dq	a	to	blk	stl	pts	avg
					fg-fga	fg%	3fg-fga	3fg%	ft-fa	ft%	off	def	tot	avg									
04	Marble, Roy Devyn	3-3	97	32.3	18-40	.450	4-11	.364	19-20	.950	4	11	15	5.0	7	0	10	8	1	3	59	19.7	
30	White, Aaron	3-3	100	33.3	9-26	.346	2-8	.250	19-26	.731	8	13	21	7.0	7	0	4	10	4	8	39	13.0	
02	Oglesby, Josh	3-2	72	24.0	4-18	.222	3-13	.231	6-7	.857	0	7	7	2.3	3	0	4	2	1	1	17	5.7	
25	May, Eric	3-1	77	25.7	6-16	.375	0-3	.000	4-5	.800	6	10	16	5.3	4	0	3	2	2	2	16	5.3	
01	Basabe, Melsahn	3-3	57	19.0	6-18	.333	0-0	.000	3-7	.429	5	9	14	4.7	6	0	1	4	1	1	15	5.0	
34	Woodbury, Adam	3-3	51	17.0	6-15	.400	0-0	.000	0-3	.000	3	6	9	3.0	8	0	2	3	3	2	12	4.0	
05	Clemmons, Anthony	3-0	49	16.3	4-13	.308	1-3	.333	0-0	.000	1	3	4	1.3	7	0	5	7	2	3	9	3.0	
00	Olaseni, Gabriel	3-0	55	18.3	3-4	.750	0-0	.000	2-3	.667	2	6	8	2.7	7	0	0	1	8	0	8	2.7	
15	McCabe, Zach	3-0	37	12.3	2-9	.222	1-6	.167	1-2	.500	3	7	10	3.3	7	0	3	3	0	2	6	2.0	
24	Ingram, Pat	2-0	5	2.5	0-1	.000	0-0	.000	0-0	.000	1	1	2	1.0	1	0	0	0	0	0	0	0.0	
Team											7	7	14										
Total.....		3	600		58-160	.363	11-44	.250	54-73	.740	40	80	120	40.0	57	0	32	41	22	22	181	60.3	
Opponents.....		3	600		58-169	.343	14-57	.246	46-69	.667	41	72	113	37.7	68	1	32	40	10	24	176	58.7	

### **FREEBIES**

Iowa has attempted 25 or more free throws eight times during Big Ten play and 16 times total this season. The Hawkeyes rank sixth in the country in free throws made (17.7) and 13th in attempts (24.4).

Aaron White, who ranks 18th in the country and second in the Big Ten in free throw attempts (7.2), has attempted double-digit foul shots in seven games this season, including two of the last four games.

White is 157-of-216 (.727) from the foul line, which is the most makes and attempts by a Hawkeye sophomore in school history. The 216 attempts rank overall as the 11th-most by a Hawkeye in a single-season. He is two attempts from 10th (Charles Darling, 218 in 1952).

Roy Devyn Marble has made 29 of his last 30 free throw attempts, dating back to the Minnesota game (Feb. 17). He was 10-of-10 in Iowa's win over Illinois on Tuesday night.

### **BLOCK PARTY**

Iowa established a school single-game record for blocks in a game when it rejected 13 against Illinois on March 5. The 13 blocks are the most in a Big Ten game in 2013 and match Minnesota's 13 against North Florida, for all games, this season in the league.

Gabriel Olaseni's seven blocks equal Jared Berggren's seven set against Iowa on Feb. 6 for the most by a Big Ten player this season. The seven swats are the most by a Hawkeye in a game since Melsahn Basabe had five vs. Indiana on Feb. 19, 2012.

Iowa has blocked 144 shots this season, the most since the 2005-06 campaign (167).

### **WELCOME FRESHMEN**

Iowa welcomes five newcomers to the fold for 2012-13. The newest Hawkeyes include guards Anthony Clemmons, Pat Ingram and Mike Gesell; forward Kyle Meyer and center Adam Woodbury. The class ranks 25th in the nation by [ESPN.com](http://ESPN.com).

### **IOWA HISTORY**

Iowa has played 2,689 games since beginning basketball in 1902. Iowa's overall record is 1,614-1,075 (.600). That includes a 971-355 (.732) record in home games, a 553-730 (.431) record in contests away from Iowa City, a 719-737 (.494) mark in Big Ten games and a 377-118 (.762) record in Carver-Hawkeye Arena.

### **COACHING EXPERIENCE**

Fran McCaffery has assembled one of the most experienced coaching staffs in the country. Assistant coaches Kirk Speraw, Sherman Dillard and Andrew Francis have over six decades of combined coaching experience. Furthermore, the entire coaching staff combines for 48 years of head coaching experience.

Director of basketball operations Jerry Strom is in his 32nd season as a member of the Iowa basketball staff. Additionally, Iowa's video coordinator, Al Seibert, has 18 years of collegiate coaching experience.

### **"HAWK TALK WITH FRAN McCAFFERY"**

University of Iowa basketball fans may join Iowa Coach Fran McCaffery and radio announcer Gary Dolphin for the "Hawk Talk with Fran McCaffery" radio call-in show. The final show will take place Monday (March 11) at Carlos O'Kelly's Mexican Cafe in Iowa City from 7-8:30 p.m. Fans can call in and ask the coach a question by calling 1-877-464-2957.

### **HAWKEYEBASKETBALL.COM**

Check out the Iowa basketball team's new website, [HawkeyeBasketball.com](http://HawkeyeBasketball.com), devoted to everything on-and-off-the-court surrounding the program.

[HawkeyeBasketball.com](http://HawkeyeBasketball.com), allows fans a chance to go behind the scenes with the Hawkeye basketball program on and off the court. The site is complete with exclusive videos, photo galleries and content featuring the basketball program.

[HawkeyeBasketball.com](http://HawkeyeBasketball.com) will be updated throughout the year with exclusive videos, including and game highlights, along with news stories and other content.

### **IOWA HEADSHOTS AVAILABLE ONLINE**

Up-to-date head shots of all Iowa players and coaches are available on the internet at [pics.hawkeyesports.com](http://pics.hawkeyesports.com). Contact the Iowa Athletic Communications office if you are in need of additional photos.

### **IOWA POSTS LARGEST COMEBACK IN SCHOOL HISTORY**

Iowa trailed Gardner-Webb by 23 points (38-15) with 13 seconds left in the first half on Nov. 17 in Iowa City. Sophomore Josh Oglesby drained three free throws after being fouled on a 3-point attempt with one second remaining in the half to cut the deficit to 20 (38-18) at halftime. The Hawkeyes rallied in the second half and ultimately won by nine points (65-56), which is a 32-point swing. The comeback is believed to be the largest in school history.

The last team in the country to overcome a 20+ halftime deficit was Harvard, which trailed Brown by 22 points (53-31) and won 85-78 on Feb. 12, 2011.

The last Big Ten team to overcome a 20+ halftime deficit was Illinois, which trailed at Clemson by 20 points (47-27) and won 76-74 on Dec. 2, 2009.

Iowa also overcame a 16-point first-half deficit on Sunday to Minnesota and ultimately won by 21 points -- a 37-point swing!

### **ON THE HORIZON**

All 12 Big Ten teams will converge in Chicago next week for the conference tournament, March 13-17. The tournament will take place at the United Center. The tournament is sold out.

Iowa will open tournament play Thursday against an opponent to be determined after regular season competition concludes this weekend.





# IOWA HAWKEYE BASKETBALL

## Updated Iowa Player Bio

### Melsahn Basabe



1

**Jr., 6-7, 221, Forward**  
**Glen Cove, N.Y.**  
**St. Mark's**

- Started his first game of the season vs. Penn State (Jan. 31), posting his first double-double of the season and 10th of his career (10 points and 10 rebounds)
- Snagged career board No. 500 against Purdue on Feb. 27
- Averaging 6.3 points and 4.9 rebounds as a starter
- Iowa's fourth leading scorer, averaging 6.9 points per outing
- Ranks 11th in the Big Ten in blocks (1.1)
- Shooting at a 51 percent clip from the field, including 53 percent in league play
- Has grabbed 10 boards in a game three times this season and 14 times in his career
- Saw limited action in Iowa games against Coppin State and Indiana due to injury
- Ranks first on the team in blocks (34) and third in rebounding (4.5)
- Blocked four shots twice this year (Central Michigan and Western Kentucky)
- Blocked at least one shot in all but five games this season
- Grabbed a game-high 10 rebounds to go along with nine points in opening win vs. UTPA
- Blocked a game and season-high four shots and scored nine points in win over Central Michigan
- Scored 11 points and blocked a game-high four shots in win over Western Kentucky
- Scored a game-high 17 points against A&M-CC off 5-of-6 shooting from the floor and 7-of-8 shooting from the charity stripe
- Netted 14 points on 5-5 shooting from the field and 4-5 from the foul line vs. #18 Michigan State
- Tallied 11 points on 5-of-6 shooting from the field and 1-1 from the foul line in win at Northwestern
- Pulled down a game-high 10 boards at #14 Ohio State
- Led team with eight rebounds and three blocks to go along with 12 points at Purdue

### 2012-13 Game-by-Game

Opponent	Date	gs		Total		3-Pointers		Free throws		Rebounds				pf	a	t/o	blk	stl	pts	avg
		g	s	fg-fga	pct	3fg-fga	pct	ft-fa	pct	off	def	tot	avg							
UTPA	11/09/12	17		2-9	.222	0-0	.000	5-8	.625	6	4	10	10.0	3	0	3	2	2	9	9.0
CENTRAL MICHIGAN	11/12/12	20		4-8	.500	0-0	.000	1-1	1.000	1	2	3	6.5	1	0	1	4	1	9	9.0
HOWARD	11/15/12	15		2-3	.667	0-0	.000	1-2	.500	4	2	6	6.3	1	1	3	0	0	5	7.7
GARDNER-WEBB	11/17/12	20		2-5	.400	0-0	.000	0-0	.000	0	3	3	5.5	1	0	2	1	0	4	6.8
vs Western Kentucky	11/20/12	23		4-5	.800	0-0	.000	3-4	.750	2	3	5	5.4	0	1	2	4	1	11	7.6
vs Wichita State	11/21/12	21		0-2	.000	0-0	.000	6-8	.750	0	2	2	4.8	2	0	1	1	0	6	7.3
at Virginia Tech	11/27/12	21		2-2	1.000	0-0	.000	2-2	1.000	0	1	1	4.3	2	0	1	1	0	6	7.1
A&M-CORPUS CHRISTI	12/01/12	13		5-6	.833	0-0	.000	7-8	.875	2	3	5	4.4	1	2	2	0	0	17	8.4
SOUTH DAKOTA	12/04/12	12		2-8	.250	0-0	.000	2-3	.667	4	4	8	4.8	2	1	0	0	0	6	8.1
IOWA STATE	12/07/12	14		4-8	.500	0-0	.000	0-0	.000	1	3	4	4.7	1	1	1	2	0	8	8.1
vs UNI	12/15/12	13		1-2	.500	0-0	.000	0-0	.000	1	0	1	4.4	1	1	3	1	1	2	7.5
SOUTH CAROLINA STAT	12/19/12	15		3-7	.429	0-0	.000	1-2	.500	1	4	5	4.4	1	0	2	1	0	7	7.5
COPPIN STATE	12/22/12	4	0-0	.000	0-0	.000	0-2	.000	0	4	4	4.4	0	0	0	1	0	0	6.9	
INDIANA	12/31/12	9	1-1	1.000	0-0	.000	0-0	.000	0	1	1	4.1	0	0	1	1	1	2	6.6	
at Michigan	01/06/13	15	1-3	.333	0-0	.000	0-0	.000	0	0	0	3.9	0	0	0	0	0	2	6.3	
MICHIGAN STATE	01/10/13	17	5-5	1.000	0-0	.000	4-5	.800	0	3	3	3.8	4	0	0	0	2	14	6.8	
at Northwestern	01/13/13	13	5-6	.833	0-0	.000	1-1	1.000	1	3	4	3.8	3	0	1	0	1	11	7.0	
WISCONSIN	01/19/13	12	2-4	.500	0-0	.000	3-4	.750	0	2	2	3.7	3	0	0	0	1	7	7.0	
at Ohio State	01/22/13	27	3-7	.429	0-0	.000	1-2	.500	4	6	10	4.1	2	0	1	0	0	7	7.0	
at Purdue	01/27/13	31	5-8	.625	0-0	.000	2-5	.400	2	6	8	4.3	2	1	0	3	0	12	7.3	
PENN STATE	01/31/13	*	25	1-4	.250	0-0	.000	8-10	.800	4	6	10	4.5	2	1	2	1	1	10	7.4
at Minnesota	02/03/13	*	15	3-6	.500	0-0	.000	1-2	.500	1	2	3	4.5	4	0	1	1	0	7	7.4
at Wisconsin	02/06/13	*	25	3-6	.500	0-0	.000	0-0	.000	2	6	8	4.6	5	0	1	0	0	6	7.3
NORTHWESTERN	02/09/13	*	19	4-4	1.000	0-0	.000	0-0	.000	0	3	3	4.5	0	1	0	3	0	8	7.3
at Penn State	02/14/13	*	34	4-8	.500	0-0	.000	3-4	.750	2	4	6	4.6	1	1	1	4	2	11	7.5
MINNESOTA	02/17/13	*	22	2-3	.667	0-0	.000	0-0	.000	1	2	3	4.5	3	1	0	1	1	4	7.3
at Nebraska	02/23/13	*	18	1-4	.250	0-0	.000	0-0	.000	1	1	2	4.4	1	0	0	1	0	2	7.1
PURDUE	02/27/13	*	23	1-8	.125	0-0	.000	2-2	1.000	2	4	6	4.5	1	0	2	0	0	4	7.0
at Indiana	03/02/13	*	18	3-6	.500	0-0	.000	0-3	.000	2	3	5	4.5	4	0	2	1	0	6	7.0
ILLINOIS	03/05/13	*	16	2-4	.500	0-0	.000	1-2	.500	1	2	3	4.5	1	1	0	0	1	5	6.9
Totals		10	547	77-152	.507	0-0	.000	54-80	.675	45	89	134	4.5	52	13	33	34	15	208	6.9

Games played: 30  
 Minutes/game: 18.2  
 Points/game: 6.9  
 FG Pct: 50.7  
 FT Pct: 67.5

Rebounds/game: 4.5  
 Assists/game: 0.4  
 Turnovers/game: 1.1  
 Assist/turnover ratio: 0.4  
 Steals/game: 0.5  
 Blocks/game: 1.1

- Rejected a game-high three shots in home win over Northwestern
- Tied season high with four blocks and two steals to go along with 11 points in win at Penn State

### Personal Bests

**Points:** 25 at Michigan, 1/30/11  
**Rebounds:** 14 vs. Iowa State, 12/10/10  
**FGM:** 9 at Michigan, 1/30/11  
**FGA:** 14 vs. Iowa State, 12/10/10  
**FTM:** 8, 3x, last vs. Penn State, 1/31/13  
**FTA:** 11 vs. Ohio State, 1/4/11  
**Assists:** 2, 4x, last vs. A&M-CC, 12/1/12  
**Steals:** 2, 6x, last at Penn St., 2/14/13  
**Blocks:** 7 vs. Iowa State, 12/10/10  
**Minutes:** 37 vs. Wisconsin, 2/9/11

### CAREER STATISTICS

YEAR	G/GS	FG-A	PCT	3-PT	PCT	FT-A	PCT	RB	AVG	PF-FO	AS	TO	BK	ST	PTS	AVG
Fresh.	31/31	131-229	.572	0-0	.000	80-112	.714	210	6.8	83-2	9	65	41	12	342	11.0
Soph.	35/21	109-208	.524	0-0	.000	69-105	.657	168	4.8	71-1	11	45	36	18	287	8.2
Junior	30/10	77-152	.507	0-0	.000	54-80	.675	134	4.5	52-0	13	33	34	15	208	6.9
TOTALS	96/62	317-589	.538	0-0	.000	203-297	.684	512	5.4	206-4	33	143	111	45	837	8.7



# IOWA HAWKEYE BASKETBALL

## Updated Iowa Player Bio

### Anthony Clemmons



# 5

**Fr., 6-1, 192, Guard**  
**Lansing, Mich.**  
**Sexton HS**

- Started 13 games at point guard; moved to the bench vs. Penn State on Jan. 31
- Ranks seventh in Big Ten in assist-turnover ratio (2.0)
- Ranks first on the team in assists (94)
- Led Iowa in assists 10 times
- Iowa is 3-0 when he dishes out eight assists or more
- Blocked a shot in two of the last three games
- Scored in double figures twice
- Registered nine points and four assists in win over Central Michigan
- Tallied nine points, two assists and a steal against Virginia Tech
- Made his first career start against A&M-CC and dished out five assists
- Had eight assists and no turnovers in win over South Dakota
- Posted personal bests in scoring (14) and minutes played (29) to go along with a game-high eight assists in win over Iowa State
- Dished out a personal-best nine assists and collected a team-high three steals in victory over Coppin State
- Shared game high honors in assists (6) in home game against #5 Indiana
- Registered 12 points and a team-best seven assists in road game at #2 Michigan
- Dished out a game-high six assists vs. #18 Michigan State
- Had 10 points, three rebounds and three assists in home win over Wisconsin

### 2012-13 Game-by-Game

Opponent	Date	gs	min	Total		3-Pointers		Free throws		Rebounds				pf	a	t/o	blk	stl	pts	avg
				fg-fga	pct	3fg-fga	pct	ft-fa	pct	off	def	tot	avg							
UTPA	11/09/12	14	2-5	.400	1-1	1.000	0-0	.000	2	2	4	4.0	0	2	2	0	0	5	5.0	
CENTRAL MICHIGAN	11/12/12	21	3-6	.500	2-4	.500	1-2	.500	1	1	2	3.0	0	4	2	0	0	9	7.0	
HOWARD	11/15/12	17	0-3	.000	0-1	.000	0-0	.000	0	1	1	2.3	2	2	1	0	0	0	4.7	
GARDNER-WEBB	11/17/12	6	0-1	.000	0-1	.000	0-0	.000	0	0	0	1.8	0	0	1	0	0	0	3.5	
vs Western Kentucky	11/20/12	11	0-1	.000	0-0	.000	0-0	.000	0	1	1	1.6	2	2	0	0	1	0	2.8	
vs Wichita State	11/21/12	11	1-1	1.000	1-1	1.000	0-0	.000	0	2	2	1.7	1	1	0	0	0	3	2.8	
at Virginia Tech	11/27/12	16	3-5	.600	1-3	.333	2-3	.667	0	0	0	1.4	5	2	1	0	1	9	3.7	
A&M-CORPUS CHRISTI	12/01/12	* 21	0-1	.000	0-0	.000	1-4	.250	0	2	2	1.5	2	5	1	1	0	1	3.4	
SOUTH DAKOTA	12/04/12	* 21	2-5	.400	0-1	.000	0-0	.000	0	1	1	1.4	3	8	0	0	1	4	3.4	
IOWA STATE	12/07/12	* 29	5-8	.625	2-3	.667	2-3	.667	1	0	1	1.4	4	8	1	0	0	14	4.5	
vs UNI	12/15/12	* 11	0-0	.000	0-0	.000	0-0	.000	0	2	2	1.5	3	0	2	0	0	0	4.1	
SOUTH CAROLINA STAT	12/19/12	* 25	2-5	.400	0-0	.000	0-2	.000	1	2	3	1.6	1	6	2	0	0	4	4.1	
COPPIN STATE	12/22/12	* 22	2-5	.400	0-1	.000	1-2	.500	0	3	3	1.7	1	9	4	0	3	5	4.2	
INDIANA	12/31/12	* 24	2-6	.333	0-1	.000	2-2	1.000	0	3	3	1.8	3	6	4	0	2	6	4.3	
at Michigan	01/06/13	* 26	4-6	.667	2-3	.667	2-2	1.000	1	2	3	1.9	3	7	2	0	0	12	4.8	
MICHIGAN STATE	01/10/13	* 22	1-9	.111	0-4	.000	2-4	.500	1	1	2	1.9	2	6	4	1	1	4	4.8	
at Northwestern	01/13/13	* 14	0-2	.000	0-0	.000	0-0	.000	0	0	0	1.8	2	3	2	0	3	0	4.5	
WISCONSIN	01/19/13	* 29	3-8	.375	0-1	.000	4-4	1.000	0	3	3	1.8	1	3	1	1	0	10	4.8	
at Ohio State	01/22/13	* 22	3-9	.333	1-4	.250	2-2	1.000	1	3	4	1.9	3	3	2	0	0	9	5.0	
at Purdue	01/27/13	* 11	0-3	.000	0-2	.000	2-2	1.000	0	0	0	1.9	3	0	1	1	1	2	4.9	
PENN STATE	01/31/13	14	1-1	1.000	1-1	1.000	5-6	.833	0	2	2	1.9	2	1	1	0	0	8	5.0	
at Minnesota	02/03/13	21	1-5	.200	0-1	.000	2-2	1.000	2	0	2	1.9	2	5	0	0	1	4	5.0	
at Wisconsin	02/06/13	18	1-4	.250	0-1	.000	0-0	.000	0	2	2	1.9	2	2	1	0	0	2	4.8	
NORTHWESTERN	02/09/13	15	1-3	.333	0-1	.000	1-1	1.000	0	1	1	1.8	1	3	1	0	0	3	4.8	
at Penn State	02/14/13	10	1-2	.500	1-2	.500	0-0	.000	0	2	2	1.8	1	2	3	0	1	3	4.7	
MINNESOTA	02/17/13	9	0-2	.000	0-0	.000	0-0	.000	0	0	0	1.8	1	1	2	1	0	0	4.5	
at Nebraska	02/23/13	10	1-4	.250	0-0	.000	1-1	1.000	0	1	1	1.7	2	0	1	0	0	3	4.4	
PURDUE	02/27/13	15	2-3	.667	0-0	.000	0-0	.000	0	0	0	1.7	1	1	2	1	2	4	4.4	
at Indiana	03/02/13	19	0-5	.000	0-1	.000	0-0	.000	1	0	1	1.7	2	2	2	1	1	0	4.3	
ILLINOIS	03/05/13	15	2-5	.400	1-2	.500	0-0	.000	0	3	3	1.7	4	2	3	0	0	5	4.3	
Totals		13	519	43-123	.350	13-40	.325	30-42	.714	11	40	51	1.7	59	96	49	7	18	129	4.3

Games played: 30  
 Minutes/game: 17.3  
 Points/game: 4.3  
 FG Pct: 35.0  
 3FG Pct: 32.5  
 FT Pct: 71.4

Rebounds/game: 1.7  
 Assists/game: 3.2  
 Turnovers/game: 1.6  
 Assist/turnover ratio: 2.0  
 Steals/game: 0.6  
 Blocks/game: 0.2

- Recorded nine points, four rebounds and three assists at #14 Ohio State
- Registered eight points in home victory over Penn State

#### Personal Bests

**Points:** 14 vs. Iowa State, 12/7/12  
**Rebounds:** 4, 2x, last vs. Ohio State, 1/22/13  
**FGM:** 5 vs. Iowa State, 12/7/12  
**FGA:** 8 vs. Iowa State, 12/7/12  
**3-pt FG:** 2, 3x, last vs. Michigan, 1/6/13  
**3-pt FGA:** 4 vs. Central Michigan, 11/12/12  
**FTM:** 2, 2x, last vs. Michigan, 1/6/13  
**FTA:** 3, 2x, last vs. Michigan, 1/6/13  
**Assists:** 9, Coppin State, 12/22/12  
**Steals:** 3, 2x, last vs. Northwestern, 1/13/13  
**Blocks:** 1, 7x, last at Indiana, 3/2/13  
**Minutes:** 29 vs. Iowa State, 12/7/12

#### CAREER STATISTICS

YEAR	G/GS	FG-A	PCT	3-PT	PCT	FT-A	PCT	RB	AVG	PF-FO	AS	TO	BK	ST	PTS	AVG
Fresh.	30/13	43-123	.350	13-40	.325	30-42	.714	51	1.7	59-1	96	49	7	18	129	4.3



# IOWA HAWKEYE BASKETBALL

## Updated Iowa Player Bio

### Kyle Denning



# 13

**So., 6-1, 165, Guard**  
**Cedar Falls, Iowa**  
**Northern University HS**

- Non-scholarship athlete
- Saw action in 13 career games, including nine this season
- Posted career highs in points (6), assists (2), 3-pointers made (2), and minutes played (5) in victory over South Carolina State
- Collected first career steal in home win over Northwestern

#### Personal Bests

**Points:** 6 vs. SC State, 12/19/12  
**Rebounds:** 1, 2x, last vs. SC State, 12/19/12  
**FGM:** 2 vs. SC State, 12/19/12  
**FGA:** 3 vs. SC State, 12/19/12  
**3-pt FG:** 2 vs. SC State, 12/19/12  
**3-pt FGA:** 3 vs. SC State, 12/19/12  
**FTM:** 2 vs. Chicago State, 11/11/11  
**FTA:** 2 vs. Chicago State, 11/11/11  
**Assists:** 2 vs. SC State, 12/19/12  
**Steals:** 1 vs. Northwestern, 2/9/13  
**Blocks:** ---  
**Minutes:** 5 vs. SC State, 12/19/12

### 2012-13 Game-by-Game

Opponent	Date	gs	min	Total		3-Pointers		Free throws		Rebounds				pf	a	t/o	blk	stl	pts	avg
				fg-fga	pct	3fg-fga	pct	ft-fa	pct	off	def	tot	avg							
UTPA	11/09/12	3	0-0	0-0	.000	0-0	.000	0-0	.000	0	0	0	0.0	0	0	1	0	0	0	0.0
HOWARD	11/15/12	2	0-0	0-0	.000	0-0	.000	0-0	.000	0	0	0	0.0	0	0	0	0	0	0	0.0
A&M-CORPUS CHRISTI	12/01/12	3	0-0	0-0	.000	0-0	.000	0-0	.000	0	0	0	0.0	0	0	0	0	0	0	0.0
SOUTH DAKOTA	12/04/12	1	0-0	0-0	.000	0-0	.000	0-0	.000	0	0	0	0.0	0	0	0	0	0	0	0.0
SOUTH CAROLINA STAT	12/19/12	5	2-3	.667	2-3	.667	0-0	.000	1	0	1	0.2	1	2	1	0	0	0	6	1.2
COPPIN STATE	12/22/12	4	0-1	.000	0-1	.000	0-0	.000	0	0	0	0.2	0	0	0	0	0	0	0	1.0
at Northwestern	01/13/13	1	0-0	.000	0-0	.000	0-0	.000	0	0	0	0.1	0	0	0	0	0	0	0	0.9
NORTHWESTERN	02/09/13	1	0-0	.000	0-0	.000	0-0	.000	0	0	0	0.1	0	0	0	0	0	1	0	0.8
MINNESOTA	02/17/13	1	0-0	.000	0-0	.000	0-0	.000	0	0	0	0.1	0	0	0	0	0	0	0	0.7
Totals		0	21	2-4	.500	2-4	.500	0-0	.000	1	0	1	0.1	1	2	2	0	1	6	0.7

Games played: 9  
 Minutes/game: 2.3  
 Points/game: 0.7  
 FG Pct: 50.0  
 3FG Pct: 50.0

Rebounds/game: 0.1  
 Assists/game: 0.2  
 Turnovers/game: 0.2  
 Assist/turnover ratio: 1.0  
 Steals/game: 0.1

#### CAREER STATISTICS

YEAR	G/GS	FG-A	PCT	3-PT	PCT	FT-A	PCT	RB	AVG	PF-FO	AS	TO	BK	ST	PTS	AVG
Fresh.	4/0	1-2	.500	0-1	.000	2-2	1.000	1	0.3	0-0	0	1	0	0	4	1.0
Soph.	9/0	2-4	.500	2-4	.500	0-0	.000	1	0.1	1-0	2	2	0	1	6	0.7
TOTALS	13/0	3-6	.500	2-5	.400	2-2	1.000	2	0.2	1-0	2	3	0	1	10	0.8



# IOWA HAWKEYE BASKETBALL

## Updated Iowa Player Bio

### Mike Gesell



# 10

**Fr., 6-1, 185, Guard**  
**South Sioux City, Neb.**  
**South Sioux City HS**

- Suffered an injured right foot; missed Iowa's last game three games (Purdue, Indiana, Illinois) and will miss Saturday's home finale vs. Nebraska after starting the first 27 contests
- Scored in double figures 12 times
- One of only four Hawkeye freshmen to post 242 points, 79 rebounds and 79 assists in a season
- Named Big Ten Freshman of the Week and ESPN Freshman of the Weekend (Dec. 17)
- Iowa's third leading scorer averaging nine points per contest
- Has led the team in steals a team-best eight times
- Ranks second on the team in assists (79) and third in 3-pointers made (28)
- Tallied 15 points and dished a game-high five assists in win over Central Michigan
- Netted 19 points, bolstered by 7-10 shooting from the field, to go along with four rebounds, two assists and two steals in win over Western Kentucky
- Had nine points, four rebounds and four assists against A&M-CC
- Scored 12 points with four assists and three steals against South Dakota
- Tallied 11 points, grabbed a personal-best five rebounds and equaled a personal best with three steals in win over Iowa State
- Posted a season-high 23 points in win over UNI
- Registered personal bests in rebounds (6), steals (3) and assists (8) in victory over South Carolina State
- Netted 13 points in home game against #5 Indiana
- Had 11 points and four rebounds in home win over Wisconsin
- Scored a personal Big Ten-best 18 points while playing a career-high 39 minutes at Purdue
- Led team in rebounding for first time in career when he snagged six boards to go along with a team-best 11 points in road game at #23 Minnesota

### 2012-13 Game-by-Game

Opponent	Date	gs	min	Total		3-Pointers		Free throws		Rebounds				pf	a	t/o	blk	stl	pts	avg	
				fg-fga	pct	3fg-fga	pct	ft-fa	pct	off	def	tot	avg								
UTPA	11/09/12	*	24	3-6	.500	1-3	.333	0-0	.000	0	3	3	3.0	0	4	1	0	1	7	7.0	
CENTRAL MICHIGAN	11/12/12	*	32	6-11	.545	3-6	.500	0-1	.000	0	3	3	3.0	2	5	3	0	1	15	11.0	
HOWARD	11/15/12	*	27	1-6	.167	1-4	.250	0-0	.000	0	3	3	3.0	1	5	1	0	0	3	8.3	
GARDNER-WEBB	11/17/12	*	31	0-8	.000	0-3	.000	2-2	1.000	1	3	4	3.3	3	4	1	1	1	2	6.8	
vs Western Kentucky	11/20/12	*	29	7-10	.700	3-5	.600	2-3	.667	0	4	4	3.4	3	2	4	0	2	19	9.2	
vs Wichita State	11/21/12	*	12	0-3	.000	0-0	.000	2-2	1.000	1	2	3	3.3	4	0	3	0	0	2	8.0	
at Virginia Tech	11/27/12	*	19	2-7	.286	0-3	.000	1-2	.500	0	0	0	2.9	1	2	2	0	0	5	7.6	
A&M-CORPUS CHRISTI	12/01/12	*	21	3-3	1.000	2-2	1.000	1-2	.500	0	4	4	3.0	0	4	0	0	0	9	7.8	
SOUTH DAKOTA	12/04/12	*	31	5-11	.455	0-3	.000	2-2	1.000	0	1	1	2.8	1	4	2	0	3	12	8.2	
IOWA STATE	12/07/12	*	28	2-10	.200	1-6	.167	6-6	1.000	0	5	5	3.0	2	3	3	0	3	11	8.5	
vs UNI	12/15/12	*	28	6-9	.667	4-6	.667	7-9	.778	0	2	2	2.9	1	2	5	0	2	23	9.8	
SOUTH CAROLINA STAT	12/19/12	*	19	1-3	.333	0-1	.000	3-3	1.000	3	3	6	3.2	2	8	1	0	3	5	9.4	
COPPINS STATE	12/22/12	*	25	4-9	.444	0-3	.000	1-2	.500	0	2	2	3.1	2	1	3	1	2	9	9.4	
INDIANA	12/31/12	*	35	6-12	.500	0-2	.000	1-2	.500	0	1	1	2.9	1	2	3	1	2	13	9.6	
at Michigan	01/06/13	*	20	2-8	.250	2-5	.400	0-0	.000	1	4	5	3.1	2	1	0	0	2	6	9.4	
MICHIGAN STATE	01/10/13	*	30	3-6	.500	0-1	.000	0-0	.000	0	1	1	2.9	4	5	4	1	1	6	9.2	
at Northwestern	01/13/13	*	26	1-8	.125	0-4	.000	1-2	.500	1	2	3	2.9	3	3	1	0	0	3	8.8	
WISCONSIN	01/19/13	*	26	5-13	.385	1-5	.200	0-0	.000	1	3	4	3.0	3	0	0	0	1	11	8.9	
at Ohio State	01/22/13	*	26	2-7	.286	2-5	.400	0-0	.000	1	0	1	2.9	2	1	3	1	0	6	8.8	
at Purdue	01/27/13	*	39	6-11	.545	3-4	.750	3-4	.750	1	3	4	3.0	4	0	1	1	0	18	9.3	
PENN STATE	01/31/13	*	27	0-4	.000	0-2	.000	0-0	.000	0	2	2	2.9	3	4	3	0	2	0	8.8	
at Minnesota	02/03/13	*	30	4-12	.333	2-4	.500	1-3	.333	0	6	6	3.0	1	3	1	0	0	11	8.9	
at Wisconsin	02/06/13	*	42	5-15	.333	1-4	.250	3-4	.750	0	1	1	3.0	4	4	4	0	2	14	9.1	
NORTHWESTERN	02/09/13	*	25	1-4	.250	0-1	.000	0-0	.000	0	3	3	3.0	2	2	1	1	0	2	8.8	
at Penn State	02/14/13	*	30	5-8	.625	1-3	.333	2-2	1.000	1	2	3	3.0	2	3	1	0	0	13	9.0	
MINNESOTA	02/17/13	*	30	5-10	.500	1-1	1.000	0-0	.000	0	0	0	2.8	1	1	0	1	4	11	9.1	
at Nebraska	02/23/13	*	30	3-10	.300	0-1	.000	0-0	.000	2	3	5	2.9	2	6	2	1	1	6	9.0	
<b>Totals</b>			<b>27</b>	<b>742</b>	<b>88-224</b>	<b>.393</b>	<b>28-87</b>	<b>.322</b>	<b>38-51</b>	<b>.745</b>	<b>13</b>	<b>66</b>	<b>79</b>	<b>2.9</b>	<b>56</b>	<b>79</b>	<b>53</b>	<b>9</b>	<b>33</b>	<b>242</b>	<b>9.0</b>

Games played: 27  
 Minutes/game: 27.5  
 Points/game: 9.0  
 FG Pct: 39.3  
 3FG Pct: 32.2  
 FT Pct: 74.5

Rebounds/game: 2.9  
 Assists/game: 2.9  
 Turnovers/game: 2.0  
 Assist/turnover ratio: 1.5  
 Steals/game: 1.2  
 Blocks/game: 0.3

- Led team in scoring (14 points) and assists (4) in double-overtime game at Wisconsin
- Credited with a game and career-high four assists to go along with 11 points in home win over Minnesota
- Dished out a Big Ten season-best six assists, all in the first half, at Nebraska

#### Personal Bests

**Points:** 23 vs. UNI, 12/15/12  
**Rebounds:** 6, 2x, last at Minnesota, 2/3/13  
**FGM:** 7 vs. Western Kentucky, 11/20/12  
**FGA:** 12, 2x, last vs. Minn., 2/3/13  
**3-pt FG:** 4 vs. UNI, 12/15/12  
**3-pt FGA:** 6, 2x, last vs. UNI, 12/15/12  
**FTM:** 7 vs. UNI, 12/15/12  
**FTA:** 9 vs. UNI, 12/15/12  
**Assists:** 8 vs. SC State, 12/19/12  
**Steals:** 3, 3x, last vs. SC State, 12/19/12  
**Blocks:** 1, 9x, last at Nebraska, 2/23/13  
**Minutes:** 42 at Wisconsin, 2/6/13

#### CAREER STATISTICS

YEAR	G/GS	FG-A	PCT	3-PT	PCT	FT-A	PCT	RB	AVG	PF-FO	AS	TO	BK	ST	PTS	AVG
Fresh.	27/27	88-224	.393	28-87	.322	38-51	.745	79	2.9	56-0	79	53	9	33	242	9.0



# IOWA HAWKEYE BASKETBALL

Updated Iowa Player Bio

## Pat Ingram



# 24

**Fr., 6-2, 211, Guard**  
**Indianapolis, Ind.**  
**North Central HS**

- Played in 16 games
- Scored first career basket in opening win vs. UTPA
- Had two points, two rebounds and an assist in win over Howard
- Played a career-high 21 minutes against South Carolina State, dishing out a personal-best three assists and grabbing three rebounds
- Tallied three points and had a rebound in road game at #2 Michigan
- Had two points, two rebounds and an assist in 12 minutes of action vs. #18 Michigan State
- Scored one point in home win over Minnesota

### Personal Bests

**Points:** 3 vs. Michigan, 1/6/13  
**Rebounds:** 3 vs. SC State, 12/19/12  
**FGM:** 1, 5x, last vs. Minnesota, 2/17/13  
**FGA:** 3 vs. SC State, 12/19/12  
**3-pt FG:** ---  
**3-pt FGA:** 1, 2x, last vs. SCSU, 12/19/12  
**FTM:** 2 vs. Howard, 11/15/12  
**FTA:** 4 vs. Howard, 11/15/12  
**Assists:** 3 vs. SC State, 12/19/12  
**Steals:** 1, 2x, last vs. SC State, 12/19/12  
**Blocks:** ---  
**Minutes:** 21 vs. SC State, 12/19/12

## 2012-13 Game-by-Game

Opponent	Date	gs	min	Total		3-Pointers		Free throws		Rebounds				pf	a	t/o	blk	stl	pts	avg
				fg-fga	pct	3fg-fga	pct	ft-fa	pct	off	def	tot	avg							
UTPA	11/09/12	4	1-1	1.000	0-0	.000	0-0	.000	0	0	0	0.0	0	1	1	0	0	2	2.0	
HOWARD	11/15/12	4	0-0	.000	0-0	.000	2-4	.500	0	2	2	1.0	0	1	0	0	0	2	2.0	
vs Wichita State	11/21/12	8	0-1	.000	0-0	.000	1-2	.500	0	0	0	0.7	0	1	0	0	0	1	1.7	
at Virginia Tech	11/27/12	3	0-1	.000	0-0	.000	0-0	.000	0	0	0	0.5	0	0	0	0	0	0	1.3	
A&M-CORPUS CHRISTI	12/01/12	16	0-1	.000	0-1	.000	0-0	.000	1	0	1	0.6	0	1	3	0	1	0	1.0	
SOUTH DAKOTA	12/04/12	8	1-1	1.000	0-0	.000	0-0	.000	0	0	0	0.5	1	0	0	0	0	2	1.2	
SOUTH CAROLINA STAT	12/19/12	21	1-3	.333	0-1	.000	0-2	.000	0	3	3	0.9	1	3	1	0	1	2	1.3	
COPPIN STATE	12/22/12	14	1-1	1.000	0-0	.000	0-0	.000	0	1	1	0.9	2	1	2	0	0	2	1.4	
at Michigan	01/06/13	9	1-2	.500	0-0	.000	1-2	.500	0	1	1	0.9	2	0	0	0	0	3	1.6	
MICHIGAN STATE	01/10/13	12	1-2	.500	0-0	.000	0-0	.000	0	2	2	1.0	0	1	0	0	0	2	1.6	
at Northwestern	01/13/13	6	0-0	.000	0-0	.000	0-0	.000	0	0	0	0.9	1	0	0	0	0	0	1.5	
at Ohio State	01/22/13	1	0-0	.000	0-0	.000	0-0	.000	0	0	0	0.8	0	0	1	0	0	0	1.3	
NORTHWESTERN	02/09/13	2	0-0	.000	0-0	.000	0-0	.000	0	0	0	0.8	2	0	1	0	0	0	1.2	
MINNESOTA	02/17/13	2	0-0	.000	0-0	.000	1-2	.500	0	0	0	0.7	0	0	0	0	0	1	1.2	
PURDUE	02/27/13	3	0-1	.000	0-0	.000	0-0	.000	1	1	2	0.8	0	0	0	0	0	0	1.1	
at Indiana	03/02/13	2	0-0	.000	0-0	.000	0-0	.000	0	0	0	0.8	1	0	0	0	0	0	1.1	
<b>Totals</b>		<b>0</b>	<b>115</b>	<b>6-14</b>	<b>.429</b>	<b>0-2</b>	<b>.000</b>	<b>5-12</b>	<b>.417</b>	<b>2</b>	<b>10</b>	<b>12</b>	<b>0.8</b>	<b>10</b>	<b>9</b>	<b>9</b>	<b>0</b>	<b>2</b>	<b>17</b>	<b>1.1</b>

Games played: 16  
 Minutes/game: 7.2  
 Points/game: 1.1  
 FG Pct: 42.9  
 3FG Pct: 0.0  
 FT Pct: 41.7

Rebounds/game: 0.8  
 Assists/game: 0.6  
 Turnovers/game: 0.6  
 Assist/turnover ratio: 1.0  
 Steals/game: 0.1

### CAREER STATISTICS

YEAR	G/GS	FG-A	PCT	3-PT	PCT	FT-A	PCT	RB	AVG	PF-FO	AS	TO	BK	ST	PTS	AVG
Fresh.	16/0	6-14	.429	0-2	.000	5-12	.417	12	0.8	10-0	9	9	0	2	17	1.1







# IOWA HAWKEYE BASKETBALL

Updated Iowa Player Bio

## Zach McCabe



15

**Jr., 6-7, 235, Forward**  
**Sioux City, Iowa**  
**Bishop Heelan HS**

- Ranks fourth on the team in made 3-pointers (23), third in steals (27), and fifth in rebounds (3.7)
- Scored 14 points and grabbed eight rebounds in opening win vs. UTPA
- Tallied seven points, three boards and an assists against A&M-CC
- Had six boards to go along with five points against South Dakota
- Recorded nine points in only 11 minutes of action in victory over South Carolina State
- Led team in rebounding (8) in win over Coppin State
- Led the team in scoring for the first time this season when he netted a season-high 15 points to go along with seven boards vs. #18 Michigan State
- Led the team in steals at Purdue
- Matched a career high with four steals in home victory over Penn State
- Reached double figures for the second time in Big Ten play with 10 points at #23 Minnesota
- Scored 10 points in double-overtime game at Wisconsin, posting double figures for second-straight game and third time in conference play

## 2012-13 Game-by-Game

Opponent	Date	gs	min	Total		3-Pointers		Free throws		Rebounds				pf	a	t/o	blk	stl	pts	avg	
				fg-fga	pct	3fg-fga	pct	ft-fa	pct	off	def	tot	avg								
UTPA	11/09/12	*	21	5-9	.556	4-4	1.000	0-0	.000	2	6	8	8.0	2	1	2	0	2	14	14.0	
CENTRAL MICHIGAN	11/12/12	*	10	0-3	.000	0-2	.000	0-0	.000	1	0	1	4.5	4	1	1	0	0	0	7.0	
HOWARD	11/15/12	*	17	2-2	1.000	1-1	1.000	0-0	.000	0	3	3	4.0	1	2	2	0	0	5	6.3	
GARDNER-WEBB	11/17/12	*	24	2-10	.200	2-6	.333	2-4	.500	2	4	6	4.5	2	3	1	2	2	8	6.8	
vs Western Kentucky	11/20/12	*	21	2-8	.250	1-4	.250	4-5	.800	3	2	5	4.6	5	0	3	0	2	9	7.2	
vs Wichita State	11/21/12	*	13	0-3	.000	0-1	.000	0-0	.000	0	1	1	4.0	4	0	1	0	0	0	6.0	
at Virginia Tech	11/27/12	*	19	2-5	.400	0-2	.000	0-0	.000	2	2	4	4.0	3	3	0	0	0	4	5.7	
A&M-CORPUS CHRISTI	12/01/12		12	3-9	.333	1-5	.200	0-0	.000	2	1	3	3.9	1	1	1	0	0	7	5.9	
SOUTH DAKOTA	12/04/12		12	2-8	.250	1-5	.200	0-0	.000	1	5	6	4.1	2	0	1	1	0	5	5.8	
IOWA STATE	12/07/12		10	2-2	1.000	0-0	.000	0-0	.000	2	0	2	3.9	3	0	1	0	0	4	5.6	
vs UNI	12/15/12		20	2-7	.286	1-4	.250	0-1	.000	0	5	5	4.0	3	2	0	0	1	5	5.5	
SOUTH CAROLINA STAT	12/19/12		11	3-5	.600	1-3	.333	2-2	1.000	0	2	2	3.8	2	0	0	0	1	9	5.8	
COPPIN STATE	12/22/12		10	1-3	.333	0-2	.000	2-2	1.000	3	5	8	4.2	0	0	1	0	1	4	5.7	
INDIANA	12/31/12		18	1-6	.167	0-4	.000	2-2	1.000	1	1	2	4.0	2	0	0	0	2	4	5.6	
at Michigan	01/06/13		13	3-6	.500	0-1	.000	0-0	.000	1	0	1	3.8	3	1	1	0	1	6	5.6	
MICHIGAN STATE	01/10/13		24	6-9	.667	3-6	.500	0-0	.000	1	6	7	4.0	3	2	3	0	0	15	6.2	
at Northwestern	01/13/13		16	3-5	.600	0-1	.000	1-2	.500	0	5	5	4.1	2	1	0	0	1	7	6.2	
WISCONSIN	01/19/13		16	1-2	.500	0-0	.000	0-0	.000	1	0	1	3.9	0	0	0	1	0	2	6.0	
at Ohio State	01/22/13		15	2-4	.500	0-1	.000	4-7	.571	0	2	2	3.8	4	1	1	0	1	8	6.1	
at Purdue	01/27/13		24	1-5	.200	0-2	.000	0-0	.000	0	4	4	3.8	3	2	1	1	2	2	5.9	
PENN STATE	01/31/13		12	1-2	.500	1-2	.500	2-2	1.000	0	3	3	3.8	2	2	0	0	4	5	5.9	
at Minnesota	02/03/13		19	3-6	.500	3-5	.600	1-2	.500	0	0	0	3.6	4	1	0	0	1	10	6.0	
at Wisconsin	02/06/13		27	3-8	.375	1-4	.250	3-4	.750	1	3	4	3.6	2	2	1	0	1	10	6.2	
NORTHWESTERN	02/09/13		13	2-3	.667	1-1	1.000	1-2	.500	1	2	3	3.6	2	1	2	0	0	6	6.2	
at Penn State	02/14/13		9	1-4	.250	0-1	.000	0-0	.000	1	2	3	3.6	4	1	0	0	0	2	6.0	
MINNESOTA	02/17/13		17	1-4	.250	1-3	.333	7-7	1.000	0	5	5	3.6	2	1	2	0	2	10	6.2	
at Nebraska	02/23/13		23	0-4	.000	0-2	.000	2-2	1.000	3	3	6	3.7	3	2	1	0	1	2	6.0	
PURDUE	02/27/13		16	1-5	.200	1-4	.250	0-0	.000	2	1	3	3.7	3	0	1	0	2	3	5.9	
at Indiana	03/02/13		3	0-1	.000	0-1	.000	0-0	.000	0	2	2	3.6	4	0	1	0	0	0	5.7	
ILLINOIS	03/05/13		18	1-3	.333	0-1	.000	1-2	.500	1	4	5	3.7	0	3	1	0	0	3	5.6	
Totals			7	483	56-151	.371	23-78	.295	34-46	.739	31	79	110	3.7	75	33	31	5	27	169	5.6

Games played: 30  
 Minutes/game: 16.1  
 Points/game: 5.6  
 FG Pct: 37.1  
 3FG Pct: 29.5  
 FT Pct: 73.9

Rebounds/game: 3.7  
 Assists/game: 1.1  
 Turnovers/game: 1.0  
 Assist/turnover ratio: 1.1  
 Steals/game: 0.9  
 Blocks/game: 0.2

### Personal Bests

- Points:** 20, 3x, last vs. Dayton, 3/13/12
- Rebounds:** 10 vs. Minnesota, 2/1/12
- FGM:** 9, 2x, last vs. Dayton, 3/13/12
- FGA:** 13, 2x, last at Purdue, 1/17/12
- 3-pt FG:** 4 vs. SIUE, 11/26/10
- 3-pt FGA:** 7 vs. SIUE, 11/26/10
- FTM:** 7 vs. Minnesota, 2/17/13
- FTA:** 7, 3x, last vs. Minnesota, 2/17/13
- Assists:** 4 vs. Minnesota, 2/1/12
- Steals:** 4, 5x, last vs. Penn State, 1/31/13
- Blocks:** 2, at Penn State, 2/16/12
- Minutes:** 36 at Purdue, 1/17/12

### CAREER STATISTICS

YEAR	G/GS	FG-A	PCT	3-PT	PCT	FT-A	PCT	RB	AVG	PF-FO	AS	TO	BK	ST	PTS	AVG
Fresh.	31/2	59-169	.349	24-84	.286	37-46	.804	111	3.6	69-3	24	48	1	22	179	5.8
Soph.	35/30	99-200	.495	22-49	.449	53-71	.746	161	4.6	119-7	36	60	9	29	273	7.8
Junior	30/7	56-151	.371	23-78	.295	34-46	.739	110	3.7	75-1	33	31	5	27	169	5.6
TOTALS	96/39	214-520	.412	69-211	.327	124-163	.761	382	4.0	263-11	93	139	15	78	621	6.5





# IOWA HAWKEYE BASKETBALL

## Updated Iowa Player Bio

### Kyle Meyer

### 2012-13 Game-by-Game



# 42

**Fr., 6-10, 229, Forward**  
**Alpharetta, Ga.**  
**Northview HS**

- Will red-shirt his freshman season

#### Personal Bests

Points: ---  
 Rebounds: ---  
 FGM: ---  
 FGA: ---  
 3-pt FG: ---  
 3-pt FGA: ---  
 FTM: ---  
 FTA: ---  
 Assists: ---  
 Steals: ---  
 Blocks: ---  
 Minutes: ---

---

CAREER STATISTICS																
YEAR	G/GS	FG-A	PCT	3-PT	PCT	FT-A	PCT	RB	AVG	PF-FO	AS	TO	BK	ST	PTS	AVG
Fresh.	0/0	0-0	.000	0-0	.000	0-0	.000	0	0.0	0-0	0	0	0	0	0	0.0



# IOWA HAWKEYE BASKETBALL

## Updated Iowa Player Bio

### Josh Oglesby



# 2

**So., 6-5, 202, Guard**  
**Cedar Rapids, Iowa**  
**Washington HS**

- Started two games this season (Purdue and Indiana)
- Ranks second on the team in 3-pointers made (35)
- Thirty-five of his 45 field goals have come from long distance
- Seventy-four percent of his offense has come from long distance (105-of-142 points)
- Has made two triples or more 12 times this season
- Netted double figures six times this year
- Did not play against SC State (Dec. 19) due to injury
- Scored a game-high 13 points against Gardner-Webb with three 3-pointers and four free throws
- Scored all 12 points via four 3-pointers in the first half while also blocking a career-best two shots and matching a career high with five rebounds vs. Wichita State
- Went 3-of-6 behind the arc to score nine points at Virginia Tech
- Had 12 points and two assists against A&M-CC
- Tallied eight second-half points and tied career high with two steals in victory over Iowa State
- Made two 3-pointers in home game against #5 Indiana
- Equaled a season-high with four 3-pointers, all in the second half, in road win at Northwestern
- Netted eight points, most since the Northwestern game on Jan. 13, along with tying a personal best with two steals at #23 Minnesota

### 2012-13 Game-by-Game

Opponent	Date	gs	min	Total		3-Pointers		Free throws		Rebounds				pf	a	t/o	blk	stl	pts	avg
				fg-aga	pct	3fg-aga	pct	ft-fta	pct	off	def	tot	avg							
UTPA	11/09/12	14	1-5	.200	1-5	.200	1-2	.500	0	0	0	0	0	0	0	0	0	0	4	4.0
CENTRAL MICHIGAN	11/12/12	6	0-2	.000	0-2	.000	0-0	.000	0	0	0	0	0	0	0	0	0	1	0	2.0
HOWARD	11/15/12	13	0-5	.000	0-5	.000	0-0	.000	0	1	1	0.3	1	0	0	0	0	0	0	1.3
GARDNER-WEBB	11/17/12	20	3-6	.500	3-6	.500	4-5	.800	1	0	1	0.5	2	0	2	0	0	13	4.3	
vs Western Kentucky	11/20/12	11	0-3	.000	0-2	.000	0-1	.000	0	1	1	0.6	0	0	0	0	0	0	3.4	
vs Wichita State	11/21/12	21	4-11	.364	4-8	.500	0-0	.000	0	5	5	1.3	2	1	1	2	0	12	4.8	
at Virginia Tech	11/27/12	16	3-6	.500	3-6	.500	0-0	.000	0	0	0	1.1	2	0	0	0	0	9	5.4	
A&M-CORPUS CHRISTI	12/01/12	24	4-9	.444	2-6	.333	2-2	1.000	1	1	2	1.3	0	2	2	0	0	12	6.3	
SOUTH DAKOTA	12/04/12	15	0-3	.000	0-3	.000	0-0	.000	0	0	0	1.1	0	1	1	0	0	0	5.6	
IOWA STATE	12/07/12	20	3-6	.500	2-5	.400	0-0	.000	1	1	2	1.2	0	2	2	0	2	8	5.8	
vs UNI	12/15/12	19	2-4	.500	2-4	.500	0-0	.000	0	2	2	1.3	0	2	1	0	1	6	5.8	
COPPIN STATE	12/22/12	13	1-6	.167	0-5	.000	0-0	.000	0	2	2	1.3	0	2	0	0	0	2	5.5	
INDIANA	12/31/12	19	2-5	.400	2-5	.400	0-0	.000	0	4	4	1.5	0	2	1	0	1	6	5.5	
at Michigan	01/06/13	21	1-6	.167	0-4	.000	0-0	.000	0	0	0	1.4	0	3	0	0	0	2	5.3	
MICHIGAN STATE	01/10/13	11	0-4	.000	0-3	.000	0-0	.000	1	2	3	1.5	0	1	0	0	0	0	4.9	
at Northwestern	01/13/13	20	5-11	.455	4-9	.444	0-0	.000	0	1	1	1.5	1	4	0	0	1	14	5.5	
WISCONSIN	01/19/13	13	1-5	.200	0-2	.000	0-0	.000	0	1	1	1.5	0	0	1	0	0	2	5.3	
at Ohio State	01/22/13	10	0-0	.000	0-0	.000	0-0	.000	0	0	0	1.4	0	0	1	0	0	0	5.0	
at Purdue	01/27/13	13	0-5	.000	0-3	.000	0-0	.000	0	2	2	1.4	0	1	1	0	0	0	4.7	
PENN STATE	01/31/13	11	1-5	.200	1-5	.200	0-0	.000	0	0	0	1.4	1	0	1	0	0	3	4.7	
at Minnesota	02/03/13	21	3-11	.273	2-8	.250	0-0	.000	0	1	1	1.3	0	3	0	0	2	8	4.8	
at Wisconsin	02/06/13	25	3-11	.273	3-11	.273	0-0	.000	0	3	3	1.4	1	1	0	0	0	9	5.0	
NORTHWESTERN	02/09/13	24	2-6	.333	2-5	.400	4-5	.800	0	3	3	1.5	0	2	2	0	0	10	5.2	
at Penn State	02/14/13	14	2-8	.250	1-6	.167	0-0	.000	0	1	1	1.5	2	1	0	0	0	5	5.2	
MINNESOTA	02/17/13	8	0-0	.000	0-0	.000	0-0	.000	0	0	0	1.4	0	0	0	0	0	0	5.0	
at Nebraska	02/23/13	14	0-5	.000	0-3	.000	0-0	.000	0	4	4	1.5	0	1	0	0	1	0	4.8	
PURDUE	02/27/13	* 21	1-5	.200	1-3	.333	2-3	.667	0	4	4	1.6	1	1	0	0	1	5	4.8	
at Indiana	03/02/13	* 27	0-4	.000	0-3	.000	2-2	1.000	0	1	1	1.6	0	3	1	0	0	2	4.7	
ILLINOIS	03/05/13	24	3-9	.333	2-7	.286	2-2	1.000	0	2	2	1.6	2	0	1	1	0	10	4.9	
Totals		2	488	45-166	.271	35-134	.261	17-22	.773	4	42	46	1.6	15	33	18	3	10	142	4.9

Games played: 29  
 Minutes/game: 16.8  
 Points/game: 4.9  
 FG Pct: 27.1  
 3FG Pct: 26.1  
 FT Pct: 77.3

Rebounds/game: 1.6  
 Assists/game: 1.1  
 Turnovers/game: 0.6  
 Assist/turnover ratio: 1.8  
 Steals/game: 0.3  
 Blocks/game: 0.1

- Recorded 10 points in home win over Northwestern
- Scored 10 points, sinking two crucial 3-pointers late to stretch Iowa's lead, in a win over Illinois

#### Personal Bests

**Points:** 24 at Indiana, 1/29/12  
**Rebounds:** 5, 2x, last vs. Wichita State, 11/21/12  
**FGM:** 8 at Indiana, 1/29/12  
**FGA:** 12 at Indiana, 1/29/12  
**3-pt FG:** 6 at Indiana, 1/29/12  
**3-pt FGA:** 8 at Indiana, 1/29/12  
**FTM:** 5 vs. Indiana, 2/19/12  
**FTA:** 6 vs. Indiana, 2/19/12  
**Assists:** 4 2x, last vs. Northwestern, 1/13/13  
**Steals:** 2, 3x, last at Minnesota, 2/3/13  
**Blocks:** 2 vs. Wichita State, 11/21/12  
**Minutes:** 36 vs. Indiana, 2/19/12

#### CAREER STATISTICS

YEAR	G/GS	FG-A	PCT	3-PT	PCT	FT-A	PCT	RB	AVG	PF-FO	AS	TO	BK	ST	PTS	AVG
Fresh.	35/5	76-191	.398	45-121	.372	26-36	.722	59	1.7	26-0	41	15	2	7	223	6.4
Soph.	29/2	45-166	.271	35-134	.261	17-22	.773	46	1.6	15-0	33	18	3	10	142	4.9
<b>TOTALS</b>	<b>64/7</b>	<b>121-357</b>	<b>.339</b>	<b>80-255</b>	<b>.314</b>	<b>43-58</b>	<b>.741</b>	<b>105</b>	<b>1.6</b>	<b>41-0</b>	<b>74</b>	<b>33</b>	<b>5</b>	<b>17</b>	<b>365</b>	<b>5.7</b>



# IOWA HAWKEYE BASKETBALL

## Updated Iowa Player Bio

### Gabriel Olaseni



# O

**So., 6-10, 229, Center**  
**London, England**  
**Sunrise Christian Academy**

- Made first 15 free throw attempts of the season; shooting 73 percent for the season (22-of-30)
- Grabbed seven rebounds or more four times this season
- Ranks 12th in Big Ten blocks (1.0)
- Snagged seven rebounds in opening win vs. UTPA
- Scored eight points in win against South Dakota, and snagged nine rebounds
- Scored four points, grabbed four rebounds and blocked two shots in victory over UNI
- Posted career bests in rebounding (10) and blocked shots (4) to go along with six points in victory over South Carolina State
- Netted a career-high 14 points, grabbed seven boards and rejected two shots in win over Coppin State
- Had eight points in road game at #2 Michigan
- Scored four points in each of the last two contests off the bench
- Rejected a career-high seven shots in win over Illinois

### 2012-13 Game-by-Game

Opponent	Date	gs	min	Total		3-Pointers		Free throws		Rebounds				pf	a	t/o	blk	stl	pts	avg
				fg-fga	pct	3fg-fga	pct	ft-fga	pct	off	def	tot	avg							
UTPA	11/09/12	14	1-3	.333	0-0	.000	0-0	.000	1	6	7	7.0	4	0	0	2	1	2	2.0	
CENTRAL MICHIGAN	11/12/12	3	0-0	.000	0-0	.000	2-2	1.000	0	2	2	4.5	0	0	0	0	0	2	2.0	
HOWARD	11/15/12	14	0-1	.000	0-0	.000	0-0	.000	1	2	3	4.0	3	0	0	2	1	0	1.3	
GARDNER-WEBB	11/17/12	4	0-0	.000	0-0	.000	0-0	.000	2	0	2	3.5	1	0	1	0	1	0	1.0	
vs Western Kentucky	11/20/12	2	0-1	.000	0-0	.000	0-0	.000	0	1	1	3.0	1	0	1	1	0	0	0.8	
vs Wichita State	11/21/12	3	0-0	.000	0-0	.000	0-0	.000	0	0	0	2.5	0	0	0	0	0	0	0.7	
at Virginia Tech	11/27/12	3	0-0	.000	0-0	.000	0-0	.000	0	0	0	2.1	2	0	0	0	0	0	0.6	
A&M-CORPUS CHRISTI	12/01/12	15	1-2	.500	0-0	.000	4-4	1.000	0	1	1	2.0	1	1	0	3	0	6	1.3	
SOUTH DAKOTA	12/04/12	11	3-4	.750	0-0	.000	2-2	1.000	5	4	9	2.8	3	0	0	2	0	8	2.0	
vs UNI	12/15/12	12	2-3	.667	0-0	.000	0-0	.000	3	1	4	2.9	1	0	0	2	0	4	2.2	
SOUTH CAROLINA STAT	12/19/12	19	1-4	.250	0-0	.000	4-4	1.000	4	6	10	3.5	0	0	1	4	2	6	2.5	
COPPIN STATE	12/22/12	18	6-8	.750	0-0	.000	2-2	1.000	3	4	7	3.8	1	1	1	2	0	14	3.5	
INDIANA	12/31/12	5	0-0	.000	0-0	.000	1-2	.500	0	0	0	3.5	0	0	0	0	0	1	3.3	
at Michigan	01/06/13	14	4-8	.500	0-0	.000	0-2	.000	2	0	2	3.4	1	0	1	1	0	8	3.6	
MICHIGAN STATE	01/10/13	6	0-0	.000	0-0	.000	0-0	.000	0	0	0	3.2	0	0	0	1	0	0	3.4	
at Northwestern	01/13/13	8	0-1	.000	0-0	.000	1-2	.500	2	2	4	3.3	0	0	0	0	0	1	3.3	
WISCONSIN	01/19/13	5	1-1	1.000	0-0	.000	0-0	.000	0	0	0	3.1	1	0	0	0	1	2	3.2	
at Ohio State	01/22/13	15	1-4	.250	0-0	.000	0-2	.000	1	1	2	3.0	2	0	0	0	0	2	3.1	
at Purdue	01/27/13	11	0-0	.000	0-0	.000	0-0	.000	0	2	2	2.9	2	1	0	0	0	0	2.9	
PENN STATE	01/31/13	10	1-1	1.000	0-0	.000	2-2	1.000	1	2	3	3.0	1	0	1	0	0	4	3.0	
at Minnesota	02/03/13	6	0-0	.000	0-0	.000	0-0	.000	2	0	2	2.9	2	0	2	0	0	0	2.9	
at Wisconsin	02/06/13	11	2-2	1.000	0-0	.000	2-3	.667	1	2	3	2.9	2	0	0	1	0	6	3.0	
NORTHWESTERN	02/09/13	13	1-4	.250	0-0	.000	0-0	.000	1	3	4	3.0	2	0	0	0	1	2	3.0	
at Penn State	02/14/13	4	0-1	.000	0-0	.000	0-0	.000	1	0	1	2.9	0	0	0	0	0	0	2.8	
MINNESOTA	02/17/13	8	0-0	.000	0-0	.000	0-0	.000	1	1	2	2.8	2	0	2	0	0	0	2.7	
at Nebraska	02/23/13	7	2-4	.500	0-0	.000	0-0	.000	1	0	1	2.8	0	0	1	0	0	4	2.8	
PURDUE	02/27/13	19	1-1	1.000	0-0	.000	2-2	1.000	2	2	4	2.8	1	0	0	1	0	4	2.8	
at Indiana	03/02/13	17	1-1	1.000	0-0	.000	0-1	.000	0	2	2	2.8	4	0	1	1	0	2	2.8	
ILLINOIS	03/05/13	19	1-2	.500	0-0	.000	0-0	.000	0	2	2	2.8	2	0	0	7	0	2	2.8	
Totals		0	296	29-56	.518	0-0	.000	22-30	.733	34	46	80	2.8	39	3	12	30	7	80	2.8

Games played: 29  
Minutes/game: 10.2  
Points/game: 2.8  
FG Pct: 51.8  
FT Pct: 73.3

Rebounds/game: 2.8  
Assists/game: 0.1  
Turnovers/game: 0.4  
Assist/turnover ratio: 0.3  
Steals/game: 0.2  
Blocks/game: 1.0

### Personal Bests

- Points:** 14 vs. Coppin State, 12/22/12
- Rebounds:** 10 vs. SC State, 12/19/12
- FGM:** 6 vs. Coppin State, 12/22/12
- FGA:** 8 vs. Coppin State, 12/22/12
- FTM:** 6 vs. Chicago State, 11/11/11
- FTA:** 8 vs. Chicago State, 11/11/11
- Assists:** 1, 6x, last at Purdue, 1/27/13
- Steals:** 2, 2x, last vs. SCSU, 12/19/12
- Blocks:** 7 vs. Illinois, 3/5/13
- Minutes:** 19, 2x, last vs. Illinois, 3/5/13

### CAREER STATISTICS

YEAR	G/GS	FG-A	PCT	3-PT	PCT	FT-A	PCT	RB	AVG	PF-FO	AS	TO	BK	ST	PTS	AVG
Fresh.	18/0	9-19	.474	0-0	.000	8-13	.615	22	1.2	12-0	3	9	8	4	26	1.4
Soph.	29/0	29-56	.518	0-0	.000	22-30	.733	80	2.8	39-0	3	12	30	7	80	2.8
TOTALS	47/0	38-75	.507	0-0	.000	30-43	.698	102	2.2	51-0	6	21	38	11	106	2.3



# IOWA HAWKEYE BASKETBALL

## Updated Iowa Player Bio

### Christopher Rickert



# 11

**Sr, 6-3, 180, Guard**  
**Sioux City, Iowa**  
**Bixhop Heelan HS**

- Non-scholarship athlete
- Played in 10 career games, including nine this season
- Posted career bests in scoring (4) and minutes played (4) in win over South Carolina State
- Dished out first career assist on an alley-oop pass to teammate Gabriel Olaseni in win over Coppin State

#### Personal Bests

**Points:** 4, vs. SC State, 12/19/12  
**Rebounds:** 3 vs. Coppin State, 12/22/12  
**FGM:** 2 vs. SC State, 12/19/12  
**FGA:** 2 vs. SC State, 12/19/12  
**3-pt FG:** ---  
**3-pt FGA:** ---  
**FTM:** ---  
**FTA:** ---  
**Assists:** 1 vs. Coppin State, 12/22/12  
**Steals:** ---  
**Blocks:** ---  
**Minutes:** 4 vs. SC State, 12/19/12

### 2012-13 Game-by-Game

Opponent	Date	gs	min	Total		3-Pointers		Free throws		Rebounds				pf	a	t/o	blk	stl	pts	avg
				fg-fga	pct	3fg-fga	pct	ft-fa	pct	off	def	tot	avg							
UTPA	11/09/12	3	0-1	.000	0-0	.000	0-0	.000	0	0	0	0.0	1	0	0	0	0	0	0	0.0
HOWARD	11/15/12	1	0-0	.000	0-0	.000	0-0	.000	0	1	1	0.5	0	0	0	0	0	0	0	0.0
A&M-CORPUS CHRISTI	12/01/12	2	0-0	.000	0-0	.000	0-0	.000	0	0	0	0.3	0	0	0	0	0	0	0	0.0
SOUTH DAKOTA	12/04/12	1	0-0	.000	0-0	.000	0-0	.000	0	0	0	0.3	0	0	0	0	0	0	0	0.0
SOUTH CAROLINA STAT	12/19/12	4	2-2	1.000	0-0	.000	0-0	.000	0	2	2	0.6	0	0	0	0	0	0	4	0.8
COPPIN STATE	12/22/12	4	1-1	1.000	0-0	.000	0-2	.000	1	2	3	1.0	0	1	0	0	0	0	2	1.0
at Northwestern	01/13/13	1	0-1	.000	0-0	.000	0-0	.000	0	0	0	0.9	0	0	0	0	0	0	0	0.9
NORTHWESTERN	02/09/13	1	0-1	.000	0-0	.000	0-0	.000	0	0	0	0.8	0	0	0	0	0	0	0	0.8
MINNESOTA	02/17/13	1	0-0	.000	0-0	.000	0-0	.000	0	0	0	0.7	0	0	0	0	0	0	0	0.7
<b>Totals</b>		<b>0</b>	<b>18</b>	<b>3-6</b>	<b>.500</b>	<b>0-0</b>	<b>.000</b>	<b>0-2</b>	<b>.000</b>	<b>1</b>	<b>5</b>	<b>6</b>	<b>0.7</b>	<b>1</b>	<b>1</b>	<b>0</b>	<b>0</b>	<b>0</b>	<b>6</b>	<b>0.7</b>

Games played: 9  
 Minutes/game: 2.0  
 Points/game: 0.7  
 FG Pct: 50.0  
 FT Pct: 0.0

Rebounds/game: 0.7  
 Assists/game: 0.1  
 Assist/turnover ratio: 99.9

#### CAREER STATISTICS


YEAR	G/GS	FG-A	PCT	3-PT	PCT	FT-A	PCT	RB	AVG	PF-FO	AS	TO	BK	ST	PTS	AVG
Junior	1/0	0-0	.000	0-0	.000	0-0	.000	0	0.0	0-0	0	0	0	0	0	0.0
Senior	9/0	3-6	.500	0-0	.000	0-2	.000	6	0.7	1-0	1	0	0	0	6	0.7
<b>TOTALS</b>	<b>10/0</b>	<b>3-6</b>	<b>.500</b>	<b>0-0</b>	<b>.000</b>	<b>0-2</b>	<b>.000</b>	<b>6</b>	<b>0.6</b>	<b>1-0</b>	<b>1</b>	<b>0</b>	<b>0</b>	<b>0</b>	<b>6</b>	<b>0.6</b>



# IOWA HAWKEYE BASKETBALL

## Updated Iowa Player Bio

### Darius Stokes



# 35

**So., 6-7, 203, Forward**  
**Cedar Rapids, Iowa**  
**Linn-Mar HS**

- Non-scholarship athlete
- Saw action in 21 career games, including nine this season
- Scored at least one point in five games this season
- Blocked one shot in opening win vs. UTPA
- Played a career-high eight minutes against A&M-CC
- Had two points and two rebounds in win over South Dakota
- Grabbed a career-best five rebounds in win over South Carolina State
- Cleared two rebounds in win at Northwestern
- Scored a layup on an offensive putback in home win over Minnesota

#### Personal Bests

**Points:** 2, 5x, last vs. Minnesota, 2/17/13  
**Rebounds:** 5 vs. SC State, 12/19/12  
**FGM:** 1, 5x, last vs. Minnesota, 2/17/13  
**FGA:** 4, vs. A&M-CC, 12/1/12  
**3-pt FG:** ---  
**3-pt FGA:** 1, vs. A&M-CC, 12/1/12  
**FTM:** ---  
**FTA:** 1, vs. A&M-CC, 12/1/12  
**Assists:** 1, 2x, last vs. C. Arkansas, 12/19/11  
**Steals:** 1 vs. Clemson, 11/29/11  
**Blocks:** 1, 3x, last vs. UTPA, 11/9/12  
**Minutes:** 8, 2x, last vs. SC State, 12/19/12

### 2012-13 Game-by-Game

Opponent	Date	gs	min	Total		3-Pointers		Free throws		Rebounds				pf	a	t/o	blk	stl	pts	avg	
				fg-fga	pct	3fg-fga	pct	ft-fa	pct	off	def	tot	avg								
UTPA	11/09/12	4	0-0	.000	0-0	.000	0-0	.000	0-0	.000	0	0	0	0.0	0	1	0	1	0	0	0.0
HOWARD	11/15/12	2	0-0	.000	0-0	.000	0-0	.000	1-2	.500	1	1	2	1.0	1	0	0	0	0	1	0.5
A&M-CORPUS CHRISTI	12/01/12	8	1-4	.250	0-1	.000	0-1	.000	0-1	.000	1	0	1	1.0	1	0	1	0	0	2	1.0
SOUTH DAKOTA	12/04/12	3	1-1	1.000	0-0	.000	0-0	.000	0-0	.000	0	2	2	1.3	0	0	1	0	0	2	1.3
SOUTH CAROLINA STAT	12/19/12	8	0-2	.000	0-2	.000	0-0	.000	0-0	.000	1	4	5	2.0	0	0	2	0	0	0	1.0
COPPIN STATE	12/22/12	6	0-1	.000	0-0	.000	1-2	.500	0	.000	0	2	2	2.0	1	0	2	0	0	1	1.0
at Northwestern	01/13/13	1	0-0	.000	0-0	.000	0-0	.000	0	.000	0	2	2	2.0	0	0	0	0	0	0	0.9
NORTHWESTERN	02/09/13	2	0-0	.000	0-0	.000	0-0	.000	0	.000	0	0	0	1.8	0	0	0	0	0	0	0.8
MINNESOTA	02/17/13	2	1-1	1.000	0-0	.000	0-0	.000	0	.000	1	0	1	1.7	0	0	0	0	0	2	0.9
<b>Totals</b>		<b>0</b>	<b>36</b>	<b>3-9</b>	<b>.333</b>	<b>0-3</b>	<b>.000</b>	<b>2-5</b>	<b>.400</b>		<b>4</b>	<b>11</b>	<b>15</b>	<b>1.7</b>	<b>3</b>	<b>1</b>	<b>6</b>	<b>1</b>	<b>0</b>	<b>8</b>	<b>0.9</b>

Games played: 9  
 Minutes/game: 4.0  
 Points/game: 0.9  
 FG Pct: 33.3  
 3FG Pct: 0.0  
 FT Pct: 40.0

Rebounds/game: 1.7  
 Assists/game: 0.1  
 Turnovers/game: 0.7  
 Assist/turnover ratio: 0.2  
 Blocks/game: 0.1

#### CAREER STATISTICS

YEAR	G/GS	FG-A	PCT	3-PT	PCT	FT-A	PCT	RB	AVG	PF-FO	AS	TO	BK	ST	PTS	AVG
Fresh.	12/0	2-5	.400	0-0	.000	0-0	.000	9	0.8	6-0	2	2	2	1	4	0.3
Soph.	9/0	3-9	.333	0-3	.000	2-5	.400	15	1.7	3-0	1	6	1	0	8	0.9
<b>TOTALS</b>	<b>21/0</b>	<b>5-14</b>	<b>.357</b>	<b>0-3</b>	<b>.000</b>	<b>2-5</b>	<b>.400</b>	<b>24</b>	<b>1.1</b>	<b>9-0</b>	<b>3</b>	<b>8</b>	<b>3</b>	<b>1</b>	<b>12</b>	<b>0.6</b>





# IOWA HAWKEYE BASKETBALL

## Updated Iowa Player Bio

### Adam Woodbury



# 34

**Fr., 7-1, 235, Center**  
**Sioux City, Iowa**  
**East HS**

- Ranks second on team in rebounding (4.9) and third in blocks (21)
- Scored in double figures four times
- Grabbed seven or more boards seven times
- Blocked three shots to go along with 10 points in opening win vs. UTPA
- Recorded 12 points and eight rebounds against Gardner-Webb, making 5-of-6 field goals
- Tallied team-high three blocks to go along with seven points against Virginia Tech
- Scored a personal-high 13 points and went 5-of-6 from the field against A&M-CC
- Had 10 points and six rebounds in win over South Dakota
- Dished out a personal-best three assists to go along with nine points and five boards in win over Iowa State
- Pulled down a personal-best nine rebounds to go along with six points and a steal in victory over South Carolina State
- Registered seven points and six rebounds in win over Coppin State
- Led the team with seven boards at #2 Michigan
- Cleared a game-high nine rebounds in win at Northwestern
- Equaled a Big Ten season high with eight points in win over Illinois

#### Personal Bests

**Points:** 13 vs. A&M-CC, 12/1/12  
**Rebounds:** 9, 2x, last vs. Northwestern, 1/13/13  
**FGM:** 5, 2x, last vs. A&M-CC, 12/1/12  
**FGA:** 6, 3x, last vs. A&M-CC, 12/1/12  
**FTM:** 3 vs. A&M-CC, 12/1/12  
**FTA:** 4 vs. A&M-CC, 12/1/12  
**Assists:** 3 vs. Iowa State, 12/7/12  
**Steals:** 2, 3x, last vs. Purdue. 2/27/13  
**Blocks:** 3, 2x, last at Virginia Tech, 11/27/12  
**Minutes:** 23 vs. Iowa State, 12/7/12

### 2012-13 Game-by-Game

Opponent	Date	gs	min	Total		3-Pointers		Free throws		Rebounds				pf	a	t/o	blk	stl	pts	avg	
				fg-fga	pct	3fg-fga	pct	ft-fa	pct	off	def	tot	avg								
UTPA	11/09/12	*	14	4-6	.667	0-0	.000	2-3	.667	2	1	3	3.0	0	1	1	3	1	10	10.0	
CENTRAL MICHIGAN	11/12/12	*	16	1-3	.333	0-0	.000	0-1	.000	4	1	5	4.0	2	0	1	1	1	2	6.0	
HOWARD	11/15/12	*	19	2-2	1.000	0-0	.000	0-0	.000	1	5	6	4.7	2	0	0	1	0	4	5.3	
GARDNER-WEBB	11/17/12	*	19	5-6	.833	0-0	.000	2-2	1.000	2	6	8	5.5	2	0	0	1	2	12	7.0	
vs Western Kentucky	11/20/12	*	13	2-5	.400	0-0	.000	0-0	.000	3	3	6	5.6	3	0	1	0	0	4	6.4	
vs Wichita State	11/21/12	*	17	0-3	.000	0-0	.000	1-3	.333	1	0	1	4.8	3	1	0	1	0	1	5.5	
at Virginia Tech	11/27/12	*	19	2-5	.400	0-0	.000	3-5	.600	2	3	5	4.9	2	1	1	3	0	7	5.7	
A&M-CORPUS CHRISTI	12/01/12	*	20	5-6	.833	0-0	.000	3-4	.750	1	4	5	4.9	3	1	2	0	0	13	6.6	
SOUTH DAKOTA	12/04/12	*	16	5-6	.833	0-0	.000	0-0	.000	3	3	6	5.0	1	2	2	1	0	10	7.0	
IOWA STATE	12/07/12	*	23	4-5	.800	0-0	.000	1-2	.500	1	4	5	5.0	1	0	2	0	0	9	7.2	
vs UNI	12/15/12	*	9	0-3	.000	0-0	.000	1-2	.500	1	2	3	4.8	3	0	2	0	0	1	6.6	
SOUTH CAROLINA STAT	12/19/12	*	18	3-4	.750	0-0	.000	0-2	.000	2	7	9	5.2	2	0	0	0	1	6	6.6	
COPPIN STATE	12/22/12	*	19	3-5	.600	0-0	.000	1-3	.333	2	4	6	5.2	1	1	3	0	0	7	6.6	
INDIANA	12/31/12	*	18	2-7	.286	0-0	.000	0-0	.000	2	6	8	5.4	5	0	1	1	2	4	6.4	
at Michigan	01/06/13	*	19	4-5	.800	0-0	.000	0-1	.000	1	6	7	5.5	2	0	0	0	0	8	6.5	
MICHIGAN STATE	01/10/13	*	12	1-4	.250	0-0	.000	0-0	.000	0	3	3	5.4	1	0	3	0	0	2	6.3	
at Northwestern	01/13/13	*	12	1-7	.143	0-0	.000	0-0	.000	2	7	9	5.6	3	0	0	0	0	2	6.0	
WISCONSIN	01/19/13	*	18	1-2	.500	0-0	.000	0-0	.000	2	1	3	5.4	4	0	0	0	0	2	5.8	
at Ohio State	01/22/13	*	7	1-3	.333	0-0	.000	0-0	.000	2	0	2	5.3	3	0	3	0	1	2	5.6	
at Purdue	01/27/13	*	17	0-4	.000	0-0	.000	2-2	1.000	3	2	5	5.3	2	2	2	1	0	2	5.4	
PENN STATE	01/31/13	*	20	1-3	.333	0-0	.000	2-4	.500	2	4	6	5.3	2	2	1	3	0	4	5.3	
at Minnesota	02/03/13	*	15	2-3	.667	0-0	.000	0-0	.000	3	1	4	5.2	3	0	2	0	0	4	5.3	
at Wisconsin	02/06/13	*	20	1-5	.200	0-0	.000	0-0	.000	2	5	7	5.3	2	2	1	1	1	2	5.1	
NORTHWESTERN	02/09/13	*	12	2-5	.400	0-0	.000	2-2	1.000	1	2	3	5.2	4	0	1	0	0	6	5.2	
at Penn State	02/14/13	*	18	1-3	.333	0-0	.000	0-0	.000	4	3	7	5.3	2	0	2	0	1	2	5.0	
MINNESOTA	02/17/13	*	9	2-3	.667	0-0	.000	0-2	.000	2	1	3	5.2	4	0	1	0	0	4	5.0	
at Nebraska	02/23/13	*	9	0-0	.000	0-0	.000	0-0	.000	1	1	2	5.1	3	0	0	1	0	0	4.8	
PURDUE	02/27/13	*	17	0-3	.000	0-0	.000	0-3	.000	0	1	1	4.9	3	0	0	1	2	0	4.6	
at Indiana	03/02/13	*	17	2-5	.400	0-0	.000	0-0	.000	1	2	3	4.9	4	1	3	0	0	4	4.6	
ILLINOIS	03/05/13	*	17	4-7	.571	0-0	.000	0-0	.000	2	3	5	4.9	1	1	0	2	0	8	4.7	
Totals			30	479	61-128	.477	0-0	.000	20-41	.488	55	91	146	4.9	73	15	35	21	12	142	4.7

Games played: 30  
 Minutes/game: 16.0  
 Points/game: 4.7  
 FG Pct: 47.7  
 FT Pct: 48.8

Rebounds/game: 4.9  
 Assists/game: 0.5  
 Turnovers/game: 1.2  
 Assist/turnover ratio: 0.4  
 Steals/game: 0.4  
 Blocks/game: 0.7

#### CAREER STATISTICS

YEAR	G/GS	FG-A	PCT	3-PT	PCT	FT-A	PCT	RB	AVG	PF-FO	AS	TO	BK	ST	PTS	AVG
Fresh.	30/30	61-128	.477	0-0	.000	20-41	.488	146	4.9	73-1	15	35	21	12	142	4.7



# IOWA HAWKEYE BASKETBALL

## Game-by-Game Results

Overall: 19-11      Big Ten: 8-9      Home: 15-2      Away: 2-8      Neutral: 2-1

Date	Opponent	Result	Attend.	Top Scorer	Top Rebounder
Nov. 9	UT-Pan American	W, 86-55	14,859	16, Aaron White	10, Melsahn Basabe
Nov. 12	Central Michigan	W, 73-61	10,578	18, Roy Devyn Marble	9, Aaron White
Nov. 15	Howard	W, 66-36	10,704	22, Roy Devyn Marble	8, Aaron White
Nov. 17	Gardner-Webb	W, 65-56	11,852	13, White/Oglesby	10, Aaron White
^ Nov. 20	Western Kentucky	W, 63-55	902	19, Mike Gesell	6, May/Woodbury
^ Nov. 21	Wichita State	L, 63-75	902	14, Aaron White	6, Eric May
\$ Nov. 27	at Virginia Tech	L, 79-95	5,647	21, Aaron White	10, Aaron White
Dec. 1	A&M-Corpus Christi	W, 88-59	12,628	17, Melsahn Basabe	5, Woodbury, Marble, Basabe
Dec. 4	South Dakota	W, 87-63	11,269	21, Aaron White	9, Gabriel Olaseni
+ Dec. 7	Iowa State	W, 80-71	15,127	18, Aaron White	7, Aaron White
# Dec. 15	vs. UNI	W, 80-73	13,180	30, Roy Devyn Marble	9, Aaron White
Dec. 19	South Carolina State	W, 90-46	12,158	27, Roy Devyn Marble	10, Gabriel Olaseni
Dec. 22	Coppin State	W, 80-50	13,060	20, Aaron White	8, Zach McCabe
* Dec. 31	#5 Indiana	L, 65-69	15,400	15, Aaron White	9, Roy Devyn Marble
* Jan. 6	at #2 Michigan	L, 67-95	12,693	14, Roy Devyn Marble	7, Adam Woodbury
* Jan. 10	#18 Michigan State	L, 59-62	12,872	15, Zach McCabe	7, May, McCabe
* Jan. 13	at Northwestern	W, 70-50	6,805	14, Josh Oglesby	9, Adam Woodbury
* Jan. 19	Wisconsin	W, 70-66	15,400	17, Aaron White	7, Aaron White
* Jan. 22	at #14 Ohio State	L, 63-72	16,040	13, Aaron White	10, Melsahn Basabe
* Jan. 27	at Purdue	L, 62-65 (OT)	13,671	18, Mike Gesell	8, Melsahn Basabe
* Jan. 31	Penn State	W, 76-67	13,369	27, Aaron White	10, Melsahn Basabe
* Feb. 3	at #23 Minnesota	L, 59-62	14,625	11, Mike Gesell	6, Mike Gesell
* Feb. 6	at Wisconsin	L, 70-74 (2OT)	17,121	14, Mike Gesell	8, Melsahn Basabe
* Feb. 9	Northwestern	W, 71-57	15,267	21, Roy Devyn Marble	5, White, Marble
* Feb. 14	at Penn State	W, 74-72	7,636	22, Roy Devyn Marble	7, Adam Woodbury
* Feb. 17	Minnesota	W, 72-51	15,400	15, Roy Devyn Marble	7, Eric May
* Feb. 21	at Nebraska	L, 60-64	12,334	18, Roy Devyn Marble	13, Aaron White
* Feb. 27	Purdue	W, 58-48	11,787	18, Marble/White	9, Aaron White
* March 2	at #1 Indiana	L, 60-73	17,472	20, Roy Devyn Marble	7, White/May
* March 5	Illinois	W, 63-55	14,566	21, Roy Devyn Marble	6, Roy Devyn Marble

^ - Cancun Challenge -- Cancun, Mexico

\$ - Big Ten / ACC Challenge

+ - Iowa Corn Cy-Hawk Series

# - Hy-Vee Big Four Classic -- Des Moines, Iowa

\* - Big Ten Conference Game

% - Big Ten Tournament -- Chicago

Attendance Summary	Games	Totals	Average
Home	17	226,296	13,311
Away	10	124,044	12,404
Neutral	3	14,984	4,995
<b>Totals</b>	<b>29</b>	<b>365,324</b>	<b>12,177</b>





# IOWA HAWKEYE BASKETBALL

## Game-by-Game Statistics

Team	Score	FG-A	PCT	3-PT. FG	PCT	FT-A	PCT	REB	PF	AS	TO	BS	ST
at Iowa	86	31-69	.449	7-16	.438	17-25	.680	49	12	18	13	10	13
UT-Pan American	55	23-66	.348	5-24	.208	4-8	.500	41	22	7	19	4	10
at Iowa	73	26-58	.448	7-19	.368	14-23	.609	40	16	16	15	5	7
Central Michigan	61	19-48	.396	7-18	.389	16-21	.762	32	21	11	19	4	7
at Iowa	66	22-49	.449	4-21	.190	18-25	.720	43	16	16	11	5	3
Howard	36	14-52	.269	3-16	.188	5-12	.417	30	20	6	13	2	8
at Iowa	65	19-53	.358	6-21	.286	21-32	.656	40	16	12	15	6	11
Gardner-Webb	56	20-62	.323	3-19	.158	13-15	.867	41	24	7	16	1	7
Iowa	63	22-47	.468	4-12	.333	15-20	.750	38	18	11	18	6	6
vs. Western Kentucky	55	20-60	.333	5-21	.238	10-15	.667	32	22	12	13	5	11
Iowa	63	12-46	.261	8-15	.533	31-39	.795	30	22	7	14	5	2
vs. Wichita State	75	23-55	.418	7-20	.350	22-29	.759	38	26	13	12	8	9
Iowa	79	31-64	.484	4-22	.182	13-18	.722	30	23	16	10	5	2
at Virginia Tech	95	32-61	.525	4-15	.267	27-30	.900	20	20	12	9	3	6
at Iowa	88	29-52	.558	8-19	.421	22-29	.759	38	13	22	13	4	4
A&M-Corpus Christi	59	24-57	.421	5-14	.357	6-10	.600	23	24	5	15	2	11
at Iowa	87	34-76	.447	2-16	.125	17-19	.895	50	17	20	11	4	8
South Dakota	63	19-55	.345	9-22	.409	16-19	.842	31	19	10	18	4	5
at Iowa	80	30-65	.462	5-20	.250	15-18	.833	37	14	21	13	2	10
Iowa State	71	25-59	.424	9-28	.321	12-17	.706	35	17	14	19	4	5
Iowa	80	21-49	.429	12-25	.480	26-37	.703	36	19	18	15	7	5
vs. UNI	73	28-62	.452	3-16	.188	14-17	.824	33	25	6	10	2	8
at Iowa	90	31-63	.492	11-23	.478	17-27	.630	56	13	22	12	6	10
South Carolina State	46	18-71	.254	5-24	.208	5-8	.625	36	19	9	13	3	7
at Iowa	80	31-60	.517	0-17	.000	18-31	.581	54	10	21	20	5	9
Coppin State	50	19-65	.292	9-29	.310	3-6	.500	29	21	15	19	2	15
at Iowa	65	21-63	.333	3-17	.176	20-26	.769	39	15	14	12	4	11
#5 Indiana	69	26-65	.400	4-14	.286	13-18	.722	46	18	16	15	3	5
Iowa	67	27-62	.435	7-20	.350	6-10	.600	26	18	17	7	1	3
at #2 Michigan	95	36-62	.581	10-22	.455	13-19	.684	41	13	24	6	4	3
at Iowa	59	23-51	.451	4-16	.250	9-15	.600	35	17	18	18	4	5
#18 Michigan State	62	23-57	.404	3-11	.273	13-21	.619	36	17	13	12	3	12
Iowa	70	29-63	.460	4-16	.250	8-12	.667	43	18	22	9	1	7
at Northwestern	50	15-51	.294	5-26	.192	15-25	.600	33	14	9	9	5	6
at Iowa	70	22-51	.431	2-10	.200	24-29	.828	33	16	6	7	2	8
Wisconsin	66	25-58	.431	8-23	.348	8-12	.667	34	23	12	12	0	0
Iowa	63	22-62	.355	6-18	.333	13-26	.500	40	20	8	14	1	4
at #14 Ohio State	72	27-52	.519	4-10	.400	14-19	.737	34	19	12	17	9	8
Iowa	62	19-61	.311	5-17	.294	19-27	.704	42	21	15	10	8	6
at Purdue (OT)	65	25-64	.391	3-12	.250	12-20	.600	45	21	13	8	8	4
at Iowa	76	20-50	.400	5-21	.238	31-39	.795	38	15	18	14	6	11
Penn State	67	23-58	.397	7-23	.304	14-16	.875	32	26	10	18	4	8
Iowa	59	21-58	.362	7-23	.304	10-17	.588	35	21	17	10	2	8
at #23 Minnesota	62	22-49	.449	4-16	.250	14-21	.667	35	15	17	12	7	7
Iowa	70	25-74	.338	5-23	.217	15-22	.682	51	25	16	12	2	7
at Wisconsin (2OT)	74	24-71	.338	7-25	.280	19-26	.731	49	20	11	12	8	6
at Iowa	71	24-50	.480	4-12	.333	19-22	.864	34	17	16	12	4	5
Northwestern	57	20-57	.351	6-25	.240	11-13	.846	31	17	12	12	0	6
Iowa	74	24-54	.444	6-21	.286	20-26	.769	40	19	15	13	7	5
at Penn State	72	27-61	.443	8-17	.471	10-15	.667	29	19	17	6	4	7
at Iowa	72	21-43	.488	5-9	.556	25-31	.806	30	18	9	12	6	12
Minnesota	51	17-47	.362	3-14	.214	14-23	.609	31	19	11	17	5	7
Iowa	60	21-57	.368	5-15	.333	13-15	.867	38	14	11	12	4	7
at Nebraska	64	26-56	.464	5-15	.333	7-14	.500	34	13	7	10	3	5
at Iowa	58	16-51	.314	5-13	.385	21-29	.724	39	15	8	9	5	10
Purdue	48	19-52	.365	3-14	.214	7-10	.700	37	24	14	16	0	4
Iowa	60	21-55	.382	1-13	.077	17-24	.708	38	27	9	19	5	7
at #1 Indiana	73	21-54	.389	2-14	.143	29-42	.690	37	25	10	12	6	11
at Iowa	63	21-54	.389	5-18	.278	16-20	.800	43	15	15	13	13	5
Illinois	55	18-63	.286	9-29	.310	10-17	.588	39	19	8	12	4	9



# IOWA HAWKEYE BASKETBALL

## Season & Career Bests

### Season Bests

Player	Points	3-Pointers	Rebounds	Assists	Blocks	Steals
Melsahn Basabe	17, A&M-CC	---	10, three times	2, A&M-CC	4, three times	2, three times
Anthony Clemmons	14, Iowa State	2, three times	4, twice	9, Coppin State	1, seven times	3, twice
Kyle Denning	6, SCSU	2, SCSU	1, SCSU	2, SCSU	---	1, N'western
Mike Gesell	23, UNI	4, UNI	6, twice	8, SCSU	1, nine times	4, Minnesota
Pat Ingram	3, Michigan	---	3, SCSU	3, SCSU	---	1, two times
Roy Devyn Marble	30, UNI	6, SCSU	9, Indiana	7, Virginia Tech	2, UNI	3, three times
Eric May	13, Wichita State	2, Ohio St.	7, twice	7, UNI	1, four times	3, Nebraska
Zach McCabe	15, Michigan State	4, UTPA	8, twice	3, three times	2, Gardner-Webb	4, Penn State
Josh Oglesby	14, Northwestern	4, twice	5, Wichita State	4, Northwestern	2, Wichita State	2, twice
Gabriel Olaseni	14, Coppin State	---	10, SCSU	1, three times	7, Illinois	2, SCSU
Christopher Rickert	4, SCSU	---	3, Coppin State	1, Coppin State	---	---
Darius Stokes	2, twice	---	5, SCSU	1, UTPA	1, UTPA	---
Aaron White	27, Penn State	2, Purdue	13, Nebraska	4, Northwestern	3, Minnesota	4, twice
Adam Woodbury	13, A&M-CC	---	9, twice	2, four times	3, three times	2, three times

### Career Bests

Player	Points	3-Pointers	Rebounds	Assists	Blocks	Steals
Melsahn Basabe	25, Michigan, '11	---	14, Iowa State, '10	2, three times	7, Iowa State, '10	2, six times
Anthony Clemmons	14, Iowa State, '12	2, three times	4, twice	9, Coppin St., '12	1, seven times	3, twice
Kyle Denning	6, SCSU, '12	2, SCSU, '12	---	2, SCSU, '12	---	1, N'western
Mike Gesell	23, UNI, '12	4, UNI, '12	6, twice	8, SCSU	1, nine times	4, Minnesota
Pat Ingram	3, Michigan	---	3, SCSU, '12	3, SCSU, '12	---	1, twice
Roy Devyn Marble	31, Oregon, '12	7, Oregon, '12	9, Indiana, '12	8, Wisconsin, '12	3, Boise State, '11	4, twice
Eric May	20, twice	5, Ohio State, '10	11, PVAM, '09	7, UNI, '12	3, three times	7, SIUE
Zach McCabe	20, three times	4, three times	10, Minnesota, '12	4, Minnesota, '12	2, twice	4, five times
Kyle Meyer	---	---	---	---	---	---
Josh Oglesby	24, Indiana, '12	6, Indiana, '12	5, twice	4, two times	2, Wichita St., '12	2, three times
Gabriel Olaseni	14, Coppin St., '12	---	10, SCSU, '12	1, six times	7, Illinois, '13	2, twice
Christopher Rickert	4, SCSU, '12	---	3, Coppin St., '12	1, Coppin State	---	---
Darius Stokes	2, four times	---	5, SCSU, '12	1, three times	1, three times	1, Clemson, '11
Aaron White	27, Penn State, '13	2, four times	12, Nebraska, '13	4, two times	3, three times	4, twice
Adam Woodbury	13, A&M-CC, '12	---	9, twice	2, four times	3, three times	2, three times



# IOWA HAWKEYE BASKETBALL

## Season Highs And Lows/Specialty Statistics

CATEGORY	IOWA		OPPONENTS	
<u>Points</u>	High	90	95	Virginia Tech, Michigan
	Low	58	36	Howard
<u>FG Made</u>	High	34	36	Michigan
	Low	12	14	Howard
<u>FG Att.</u>	High	76	71	SC State, Wisconsin
	Low	46	47	Minnesota
<u>FG%</u>	High	.558	.581	Michigan
	Low	.261	.254	SC State
<u>3FG Made</u>	High	12	10	Michigan
	Low	0	2	Indiana
<u>3FG Att.</u>	High	25	29	Coppin State, Illinois
	Low	10	10	Ohio State
<u>3FG%</u>	High	.556	.471	Penn State
	Low	.000	.143	Indiana
<u>FTM</u>	High	31	29	Indiana
	Low	6	3	Coppin State
<u>FTA</u>	High	39	42	Indiana
	Low	10	6	Coppin State
<u>FT% (min. 10)</u>	High	.895	.900	Virginia Tech
	Low	.500	.417	Howard
<u>Off. Reb.</u>	High	22	19	Gardner-Webb
	Low	6	8	South Dakota, UNI, N'western
<u>Def. Reb.</u>	High	41	34	Wisconsin
	Low	17	13	A&M-Corpus Christi
<u>Total Reb.</u>	High	56	49	Wisconsin
	Low	26	23	A&M-Corpus Christi
<u>Assists</u>	High	22	24	Michigan
	Low	6	5	A&M-Corpus Christi
<u>Steals</u>	High	13	15	Coppin State
	Low	2	0	Wisconsin
<u>Blocks</u>	High	13	9	Ohio State
	Low	1	0	Three times
<u>Turnovers</u>	High	20	19	UTPA, CMU, ISU, Coppin State
	Low	7	7	Michigan
<u>Fouls</u>	High	27	26	Penn State
	Low	10	13	Michigan, Nebraska

### GAME-BY-GAME SPECIALTY STATS

Date	Opponent	Pts. Off				Pts. in			
		TO's	Paint	2nd	Bench	TO's	Paint	2nd	Bench
11/9	UT-Pan American	22-14	38-32	16-15	28-14				
11/12	Central Michigan	12-2	16-12	11-2	24-23				
11/15	Howard	10-10	32-16	11-11	16-5				
11/17	Gardner-Webb	19-17	24-28	16-20	19-24				
11/20	WKU	18-15	20-22	9-18	19-7				
11/21	Wichita State	14-20	6-30	9-14	35-40				
11/27	at Virginia Tech	11-11	42-46	13-2	24-22				
12/1	A&M-Corpus Christi	24-15	38-28	16-15	44-32				
12/4	South Dakota	23-7	54-14	24-4	26-12				
12/7	Iowa State	22-18	36-26	15-12	22-39				
12/15	vs. UNI	11-17	10-48	6-9	19-5				
12/19	SC State	18-6	32-22	20-15	39-10				
12/22	Coppin State	24-14	50-16	19-4	28-25				
12/31	#5 Indiana	9-15	28-40	5-10	13-16				
1/6	at #2 Michigan	2-15	32-44	6-5	21-20				
1/10	#18 Michigan St	10-24	34-38	3-9	31-12				
1/13	at Northwestern	7-9	40-18	6-1	40-22				
1/19	Wisconsin	12-8	30-26	6-14	17-35				
1/22	at #14 Ohio State	22-12	28-32	24-16	25-22				
1/27	at Purdue	6-10	22-38	7-10	16-16				
1/31	Penn State	20-17	26-18	15-16	27-12				
2/3	at #23 Minnesota	14-17	16-20	13-14	27-0				
2/6	at Wisconsin	12-15	24-24	17-20	33-8				
2/9	Northwestern	17-4	36-24	10-14	27-18				
2/14	at Penn State	6-18	24-30	15-12	17-11				
2/17	Minnesota	15-14	24-28	10-9	23-15				
2/21	at Nebraska	7-17	20-28	10-12	19-0				
2/27	Purdue	10-2	18-18	6-7	13-27				
3/2	at #1 Indiana	8-19	32-36	8-16	14-15				
3/5	Illinois	6-7	28-12	8-9	20-9				

### IOWA AND OPPONENT INDIVIDUAL HIGH PERFORMANCES

CATEGORY	IOWA	OPPONENTS
<u>Points</u>	30	Roy Devyn Marble vs. UNI
<u>Field Goals Made</u>	9	Roy Devyn Marble (twice)
<u>Field Goals Attempted</u>	16	Roy Devyn Marble vs. Virginia Tech
<u>Field Goal Percentage (min. 5 made)</u>	.875 (7-8)	Aaron White vs. Coppin State
<u>3-Point Field Goals Made</u>	6	Roy Devyn Marble vs. SC State
<u>3-Point Field Goals Attempted</u>	9	Roy Devyn Marble vs. UNI
<u>3-Point Field Goals Pct. (min. 4 made)</u>	1.000 (4-4)	Zach McCabe vs. UTPA
<u>Free Throws Made</u>	14 (14-19)	Roy Devyn Marble vs. UNI
<u>Free Throws Attempted</u>	19 (14-19)	Roy Devyn Marble vs. UNI
<u>Free Throw Pct. (min. 7 made)</u>	1.000 (10-10)	Roy Devyn Marble vs. Illinois
<u>Offensive Rebounds</u>	7	Aaron White vs. Gardner-Webb
<u>Defensive Rebounds</u>	10	Aaron White at Nebraska
<u>Total Rebounds</u>	13	Aaron White at Nebraska
<u>Assists</u>	8	Four times
<u>Steals</u>	4	Four times, last by Aaron White at Indiana
<u>Blocks</u>	7	Gabriel Olaseni vs. Illinois
<u>Turnovers</u>	6	Aaron White vs. Indiana



# IOWA HAWKEYE BASKETBALL

***The Last Time...***

## **The Last Time a Player . . .**

### ***Had 30 or more points***

Iowa -- 30, Roy Devyn Marble, UNI, 12/15/12  
Opponent -- 30, Tim Hardaway Jr., Michigan, 2/19/11

### ***Made at least 90% of his FGA (10 att.)***

Iowa -- .909 (9-10), Luke Recker vs. Purdue, 3/07/02  
Opponent -- .900 (9-10), E.J. Singler, Oregon, 3/18/12

### ***Made 100% of his FTA (10 att.)***

Iowa -- 1.000 (10-10), Roy Devyn Marble, 3/5/13  
Opponent -- 1.000 (10-10), Morris Smith IV, UTSA, 11/15/09

### ***Had 15 or more rebounds***

Iowa -- 15, Jarryd Cole vs. Northern Iowa, 12/7/10  
Opponent -- 15, Jon Leuer, Wisconsin, 2/9/11

### ***Had 10 or more assists***

Iowa -- 11, Bryce Cartwright vs. Oregon, 3/18/12  
Opponent -- 10, Jermaine Marshall, Penn State, 2/14/13

### ***Had 5 or more blocks***

Iowa -- 7, Gabriel Olaseni vs. Illinois, 3/5/13  
Opponent -- 7, Jared Berggren, Wisconsin, 2/6/13

### ***Had 5 or more steals***

Iowa -- 5, Jarryd Cole at Michigan State, 3/2/11  
Opponent -- 5, Drew Crawford, Northwestern, 3/3/12

## **The Last Time a Team . . .**

### ***Scored 100 or more points***

Iowa -- 105 vs. Central Arkansas, 12/19/11  
Opponent -- 108 by Oregon, 3/18/12

### ***Scored 40 or fewer points***

Iowa -- 40 at Wisconsin, 3/3/10  
Opponent -- 36 by Howard, 11/15/12

### ***Won an overtime game***

Iowa -- 75-67 (2 OT) vs. Penn State, 3/07/09  
Opponent -- 74-70 (2OT), Wisconsin, 2/6/13

### ***Made at least 60% of its FGA (20 att.)***

Iowa -- .630 (34-54) at Indiana, 1/19/12  
Opponent -- .617 (37-60) by Michigan State, 1/10/2012

### ***Made at least 50% of its 3-pt. FGA (8 att.)***

Iowa -- .556 (5-9) vs. Minnesota, 2/17/13  
Opponent -- .520 (13-25) by Northwestern, 2/9/12

### ***Made at least 90% of its FTA (10 att.)***

Iowa -- .909 (20-22) vs. Clemson, 11/29/11  
Opponents -- .900 (27-30) Virginia Tech, 11/27/12



# IOWA HAWKEYE BASKETBALL

## 2012-13 Iowa Record When . . .

When playing at home:	15-2	When leading at the half:	17-3	When wearing White:	14-2
When playing on the road:	2-8	When trailing at the half:	2-8	When wearing Black:	2-9
When playing on a neutral court:	2-1	When tied at the half:	0-0	When wearing Gold:	3-0

When Iowa scores 100 points or more:	0-0	Iowa field goal percentage at home:	421-958	.439
When Iowa scores 90-99 points:	1-0	Iowa field goal percentage on road:	295-752	.392
When Iowa scores 80-89 points:	6-0	Iowa 3-point percentage at home:	83-288	.288
When Iowa scores 70-79 points:	6-2	Iowa 3-point percentage on road:	67-228	.294
When Iowa scores under 70 points:	6-9	Iowa free throw percentage at home:	324-447	.725
		Iowa free throw percentage on road:	206-293	.703

When opponent scores 100 points or more:	0-0
When opponent scores 90-99 points:	0-2
When opponent scores 80-89 points:	0-0
When opponent scores 70-79 points:	3-4
When opponent scores 60-69 points:	4-5
When opponent scores fewer than 60 points:	12-0

On Sunday:	2-3
On Monday:	1-1
On Tuesday:	3-2
On Wednesday:	2-2
On Thursday:	3-1
On Friday:	2-0
On Saturday:	6-2

When Iowa shoots at least 50% from the field:	2-0
When Iowa shoots less than 50% from the field:	17-11
When opponent shoots at least 50% from the field:	0-3
When opponent shoots less than 50% from the field:	19-8
When Iowa has higher FG% than opponent:	16-1
When opponent has higher FG%:	3-8
When FG% is equal:	1-1

On BTN:	10-6
On CBS:	1-1
On ESPN:	0-0
On ESPN2:	0-2
On ESPNU:	3-1
On Mediacom:	3-0
On Fox Sports:	0-0
BTN.com:	2-1
No Television:	0-0

When Iowa outrebounds opponent:	16-4
When opponent has more rebounds:	3-7
When rebounds are equal:	0-0

When Iowa shoots at least 80% from the line:	6-1
When Iowa shoots less than 80% from the line:	13-10
When opponent shoots at least 80% from the line:	5-1
When opponent shoots less than 80% from the line:	14-10
When Iowa shoots more free throws than opponent:	16-5
When opponent shoots more free throws:	2-6
When free throws attempts are equal:	1-0
When Iowa has higher FT% than opponent:	15-5
When opponent has higher FT%:	4-6
When FT% is equal:	0-0

Most Points, First Half: 47 vs. SCSU
Fewest Points, First Half: 14 vs. Indiana
Most Points Allowed, First Half: 46 vs. Michigan
Fewest Points Allowed, First Half: 14 vs. Coppin State
Most Points, Second Half: 47 vs. Gardner-Webb
Fewest Points, Second Half: 28 vs. Wichita State
Most Points Allowed, Second Half: 49 vs. Virginia Tech, Michigan
Fewest Points Allowed, Second Half: 18 vs. Gardner-Webb
Largest Halftime Advantage: 27 vs. SCSU
Largest Halftime Deficit: 20 vs. Gardner-Webb

When Iowa shoots at least 50% from 3-point range:	1-1
When Iowa shoots less than 50% from 3-point range:	18-10
When opponent shoots at least 50% from 3-point range:	0-0
When opponent shoots less than 50% from 3-point range:	19-11
When Iowa has a higher 3-point FG% than opponent:	11-3
When opponent has a higher 3-point FG%:	8-7
When 3-point FG% is equal:	0-1

When Iowa has more assists than opponent:	14-5
When opponent has more assists:	5-4
When assists are equal:	0-1

When Iowa has fewer turnovers than opponent:	12-3
When opponent has fewer turnovers:	7-5
When turnovers are equal:	1-2
When Iowa has more steals than opponent:	10-5
When opponent has more steals:	8-4
When steals are equal:	1-1



# IOWA HAWKEYE BASKETBALL

**Under McCaffery... Iowa Record When...**

When playing at home:	37-16	When leading at the half:	39-12	When wearing White:	35-17
When playing on the road:	7-26	When trailing at the half:	7-36	When wearing Black:	8-30
When playing on a neutral court:	4-6	When tied at the half:	2-0	When wearing Gold:	5-1

When Iowa scores 100 points or more:	2-0	Iowa field goal percentage at home:	1371-3020	.454
When Iowa scores 90-99 points:	4-1	Iowa field goal percentage on road:	1014-2425	.418
When Iowa scores 80-89 points:	11-1	Iowa 3-point percentage at home:	281-852	.330
When Iowa scores 70-79 points:	15-15	Iowa 3-point percentage on road:	216-677	.319
When Iowa scores under 70 points:	16-31	Iowa free throw percentage at home:	869-1202	.723
		Iowa free throw percentage on road:	580-847	.685

When opponent scores 100 points or more:	0-2
When opponent scores 90-99 points:	0-5
When opponent scores 80-89 points:	0-9
When opponent scores 70-79 points:	8-20
When opponent scores 60-69 points:	14-12
When opponent scores fewer than 60 points:	26-0

On Sunday:	4-12
On Monday:	3-2
On Tuesday:	7-8
On Wednesday:	6-10
On Thursday:	6-6
On Friday:	4-4
On Saturday:	16-5

When Iowa shoots at least 50% from the field:	10-6
When Iowa shoots less than 50% from the field:	38-42
When opponent shoots at least 50% from the field:	2-24
When opponent shoots less than 50% from the field:	46-24
When Iowa has higher FG% than opponent:	42-9
When opponent has higher FG%:	6-37
When FG% is equal:	1-1

On BTN:	20-29
On CBS:	1-1
On ESPN:	2-1
On ESPN2:	2-4
On ESPNU:	5-7
On Mediacom:	8-0
On Fox Sports:	0-0
BTN.com:	6-2
No Television:	2-2

When Iowa outrebounds opponent:	40-14
When opponent has more rebounds:	8-33
When rebounds are equal:	0-1

Most Points, First Half: 55 vs. Central Arkansas, '11  
 Fewest Points, First Half: 14 vs. Indiana, '13  
 Most Points Allowed, First Half: 55 vs. Michigan State, '12  
 Fewest Points Allowed, First Half: 14 vs. Coppin State, '12  
 Most Points, Second Half: 58 vs. SIU-Edwardsville, '10  
 Fewest Points, Second Half: 24 vs. Wisconsin, '12  
 Most Points Allowed, Second Half: 61 at Oregon, '12  
 Fewest Points Allowed, Second Half: 16 vs. UNI, '10  
 Largest Halftime Advantage: 33 vs. SIU-Edwardsville, '10  
 Largest Halftime Deficit: 22 at Michigan State, '12

When Iowa shoots at least 50% from 3-point range:	5-4
When Iowa shoots less than 50% from 3-point range:	43-44
When opponent shoots at least 50% from 3-point range:	1-10
When opponent shoots less than 50% from 3-point range:	47-38
When Iowa has a higher 3-point FG% than opponent:	29-20
When opponent has a higher 3-point FG%:	16-30
When 3-point FG% is equal:	0-1

When Iowa has more assists than opponent:	35-11
When opponent has more assists:	11-34
When assists are equal:	2-3

When Iowa has fewer turnovers than opponent:	28-17
When opponent has fewer turnovers:	15-27
When turnovers are equal:	5-4
When Iowa has more steals than opponent:	30-21
When opponent has more steals:	14-24
When steals are equal:	4-2



# IOWA HAWKEYE BASKETBALL

## Iowa Superlatives Under McCaffery

### TEAM

#### Most Points Scored

1. 111 – SIU Edwardsville (11/26/10)
2. 105 – Central Arkansas (12/19/11)
3. 97 – Oregon (3/18/12)
4. 96 – Chicago St (11/11/11)
5. 95 – North Carolina A&T (11/14/11)

#### Fewest Points Allowed

1. 36 -- Howard (11/15/12)
2. 40 – Louisiana Monroe (11/16/10)
3. 46 -- SC State (12/19/12)
4. 47 – Alabama (11/20/10)
5. 48 -- Purdue (2/27/13)

#### Field Goals Made

1. 42 – Central Arkansas (12/19/11)
2. 37 – SIU Edwardsville (11/26/10)
2. 37 – Oregon (3/18/12)
4. 34 – Indiana (1/29/12)
- 34 -- South Dakota (12/4/12)

#### Field Goals Attempted

1. 79 – Oregon (3/18/12)
2. 76 – Central Arkansas (12/19/11)
- 76 -- South Dakota (12/4/12)
4. 74 -- Wisconsin (2/6/13)
5. 71 – Wake Forest (11/30/10)

#### Field Goal Percentage (20 Made)

1. .630 – Indiana (1/29/12)
2. .587 – SIU Edwardsville (11/26/10)
3. .577 – Indiana (1/23/11)
- .577 – Mich St (2/2/11)
5. .569 – Dayton (3/13/12)

#### 3-Point Field Goals Made

1. 13 – Northern Illinois (11/17/11)
2. 12 -- Northern Iowa (12/15/12)
3. 11 -- SC State (12/19/12)
4. 10 – SIU Edwardsville (11/26/10)
- 10 – Wisconsin (2/23/12)
- 10 – Mich St (3/9/12)
- 10 – Oregon (3/18/12)

#### 3-Point Field Goals Attempted

1. 28 – Minnesota (2/13/11)
2. 27 – Chicago St (11/11/11)
3. 26 – North Carolina A&T (11/14/11)
4. 25 - Northern Iowa (12/15/12)
5. 24 – Illinois (12/29/10)

#### 3-Point FG Percentage (10 Made)

1. .619 (13-21) Northern Illinois (11/17/11)
2. .556 (10-18) SIUE (11/26/10)
- .556 (10-18) Wisconsin (2/23/12)
4. .500 (10-20) Mich St (3/9/12)
5. .480 (12-25) Northern Iowa (12/15/12)

#### Free Throws Made

1. 31 -- Wichita St (11/21/12)
- 31 -- Penn St (1/31/13)
3. 29 – Penn St (2/4/12)
4. 27 – SIU Edwardsville (11/26/10)
- 27 – Indiana (1/23/11)
- 27 – Chicago St (11/11/11)

#### Free Throws Attempted

1. 39 – Indiana (1/23/11)
- 39 -- Wichita St (11/21/12)
- 39 -- Penn St (1/31/13)
4. 38 – SIU Edwardsville (11/26/10)
5. 37 - Northern Iowa (12/15/12)

#### Free Throw Percentage (10 Made)

1. .909 (20-22) Clemson (11/29/11)
2. .895 (17-19) South Dakota (12/4/12)
3. .880 (22-25) Iowa St (12/9/11)
4. .867 (13-15) Oregon (3/18/12)
- .867 (13-15) Nebraska (2/23/13)

#### Most Rebounds

1. 56 – Brown (12/3/11)
- 56 -- SC State (12/19/12)
3. 54 -- Coppin State (12/22/12)
4. 53 – North Carolina A&T (11/14/11)
- 53 – Central Arkansas (12/19/11)

#### Most Assists

1. 32 – Central Arkansas (12/19/11)
2. 26 – Northern Illinois (11/17/11)
3. 24 – SIU Edwardsville (11/26/10)
4. 23 – Dayton (3/13/12)
5. 22 – Chicago St (11/11/11)
- 22 -- A&M-Corpus Christi (12/1/12)
- 22 -- SC State (12/19/12)
- 22 -- Northwestern (1/13/13)

#### Most Steals

1. 19 – SIU Edwardsville (11/26/10)
2. 14 – Idaho St (12/4/10)
- 14 – Chicago St (11/11/11)
4. 13 – IPFW (11/26/11)
- 13 -- UT-Pan American (11/9/12)

#### Most Blocked Shots

1. 12 -- Illinois (3/5/13)
2. 10 -- UT-Pan American (11/9/12)
3. 8 -- Purdue (1/27/13)
- 8 – Boise St (12/22/11)
5. 7 – Iowa St (12/10/10)
- 7 – Central Arkansas (12/19/11)
- 7 – Penn St (2/16/12)
- 7 – Indiana (2/19/12)
- 7 – Mich St (3/9/12)
- 7 -- Northern Iowa (12/15/12)

#### Fewest Turnovers

1. 5 – Boise St (12/22/11)
2. 6 – Illinois (3/8/12)
3. 7 -- Michigan (1/6/13)
- 7 -- Wisconsin (1/19/13)
5. 8 – 5 times

### INDIVIDUAL

#### Most Points:

1. 33 – Matt Gatens vs Wisconsin (2/23/12)
2. 31 – Devyn Marble vs Oregon (3/18/12)
3. 30 – Matt Gatens vs Indiana (2/19/12)
- 30 -- Roy Devyn Marble vs. UNI (12/15/12)
5. 27 – Matt Gatens vs NC A&T (11/14/11)
- 27 -- Roy Devyn Marble vs. SCSU (12/19/12)
- 27 -- Aaron White vs. Penn St (1/31/13)

#### Field Goals Made

1. 12 – Matt Gatens vs Wisconsin (2/23/12)
2. 10 – Devyn Marble vs Oregon (3/18/12)
- 10 – Aaron White vs Dayton (3/13/12)
- 10 – Matt Gatens vs Indiana (2/19/12)

#### Field Goals Attempted

1. 21 – Matt Gatens vs Minnesota (1/16/11)
2. 19 – Bryce Cartwright vs La Tech (12/21/10)
3. 18 – Matt Gatens vs Wisconsin (2/23/12)
- 18 – Matt Gatens vs Indiana (2/19/12)

#### 3-Point FG Made

1. 7 – Devyn Marble vs Oregon (3/18/12)
- 7 – Matt Gatens vs Wisconsin (2/23/12)
- 7 – Matt Gatens vs Indiana (2/19/12)
4. 6 -- Roy Devyn Marble vs. SCSU (12/19/12)

#### Free Throws Made

1. 14 -- Roy Devyn Marble vs. UNI (12/15/12)
2. 13 -- Aaron White vs. Wisconsin (1/19/13)
3. 12 -- Roy Devyn Marble vs. Indiana (12/31/12)
4. 11 – Matt Gatens vs Indiana (1/23/11)
- 11 -- Aaron White vs. Wichita St (11/21/12)
- 11 -- Aaron White vs. Purdue (2/27/13)

#### 3-Point Field Goals Attempted

1. 11 – Matt Gatens vs Minnesota (2/13/11)
2. 10 – Matt Gatens vs Penn St (2/4/12)
- 10 -- Roy Devyn Marble at Iowa St (12/9/11)

#### Most Rebounds:

1. 15 -- Jarryd Cole vs UNI (12/7/10)
2. 14 -- Melsahn Basabe vs Iowa St (12/10/10)
3. 13 -- Melsahn Basabe vs Indiana (2/5/10)
- 13 -- Melsahn Basabe vs Minnesota (1/16/11)
- 13 -- Melsahn Basabe vs Ohio St (1/4/11)
- 13 -- Aaron White at Nebraska (2/23/13)

#### Most Assists

1. 11 -- Bryce Cartwright vs Dayton (3/13/12)
2. 10 -- Bryce Cartwright at Oregon (3/18/12)
- 10 -- Bryce Cartwright vs Mich St (2/2/11)
4. 9 -- Bryce Cartwright (four times)
- 9 -- Anthony Clemmons (12/22/12)

#### Most Steals

1. 7 -- Eric May vs SIUE (11/26/10)
2. 6 -- Eric May at Wake Forest (11/30/10)
3. 5 -- Jarryd Cole at Mich St (3/2/11)
- 5 -- Matt Gatens vs Idaho St (12/4/10)

#### Most Blocks

1. 7 -- Melsahn Basabe vs. Iowa St (12/10/10)
- 7 -- Gabriel Olaseni vs. Illinois (3/5/13)
3. 6 -- Melsahn Basabe vs Ohio St (1/4/11)
4. 5 -- Melsahn Basabe vs Indiana (2/19/12)
5. 4 -- Andrew Brommer vs Minnesota (2/13/11)
- 4 -- Melsahn Basabe vs Boise St (12/22/11)
- 4 -- Melsahn Basabe vs CMU (11/12/12)
- 4 -- Melsahn Basabe vs. WKU (11/20/12)
- 4 -- Gabriel Olaseni vs SC State (12/19/12)





## Game 5 - Iowa 63, Western Kentucky 55

Official Basketball Box Score -- Game Totals -- Final Statistics  
Western Kentucky vs Iowa  
11/20/12 9:00 PM at Moon Palace Resort (Cancun, Mexico)

Western Kentucky 55 • 2-2

#	Player	Total		3-Ptr		Rebounds			PF	TP	A	TO	Blk	Stl	Min
		FG	FGA	FG	FGA	FT	FTA	Off							
22	Akol, Teeng	f	2-6	0-1	0-0	1	0	1	2	4	0	0	3	1	18
44	Fant, George	f	4-11	0-0	1-2	4	2	6	1	9	0	3	2	1	32
12	Harris, Brandon	g	2-8	1-7	0-0	2	8	10	2	5	1	1	0	1	31
14	Crook, Jamal	g	4-7	0-0	6-9	1	1	2	4	14	6	4	0	2	30
52	Price, T.J.	g	5-14	3-7	3-4	1	0	1	4	16	2	0	0	3	22
00	Anyigbo, Kene	g	1-1	0-0	0-0	1	0	1	1	2	0	1	0	0	3
01	Kaspar, Kevin	g	2-7	1-4	0-0	1	0	1	3	5	1	2	0	0	18
02	Dickerson, Caden	g	0-2	0-2	0-0	0	0	0	1	0	2	1	0	1	16
15	Akamune, O'Karo	g	0-3	0-0	0-0	1	0	1	0	0	0	0	0	2	15
20	Rostov, Aleksejs	g	0-0	0-0	0-0	0	1	1	1	0	0	1	0	0	11
24	Drane, Stephon	g	0-1	0-0	0-0	0	0	0	3	0	0	0	0	4	
Team						5	3	8							
Totals			20-60	5-21	10-15	17	15	32	22	55	12	13	5	11	200

FG % 1st Half: 8-28 28.6% 2nd half: 12-32 37.5% Game: 20-60 33.3% Deadball Rebounds 2  
3FG % 1st Half: 2-10 20.0% 2nd half: 3-11 27.3% Game: 5-21 23.8%  
FT % 1st Half: 4-6 66.7% 2nd half: 6-9 66.7% Game: 10-15 66.7%

Iowa 63 • 5-0

#	Player	Total		3-Ptr		Rebounds			PF	TP	A	TO	Blk	Stl	Min
		FG	FGA	FG	FGA	FT	FTA	Off							
15	McCabe, Zach	f	2-8	1-4	4-5	3	2	5	5	9	0	3	0	2	21
30	White, Aaron	f	1-2	0-1	0-0	0	4	4	1	2	1	3	0	0	29
34	Woodbury, Adam	c	2-5	0-0	0-0	3	3	6	3	4	0	1	0	0	13
04	Marble, Roy Devyn	g	3-5	0-0	4-4	0	1	1	1	10	4	3	0	0	33
10	Gesell, Mike	g	7-10	3-5	2-3	0	4	4	3	19	2	4	0	2	29
00	Olaseni, Gabriel	g	0-1	0-0	0-0	0	1	1	1	0	0	1	0	0	2
01	Basabe, Melsahn	g	4-5	0-0	3-4	2	3	5	0	11	1	2	4	1	23
02	Oglesby, Josh	g	0-3	0-2	0-0	0	1	1	0	0	0	0	0	0	11
05	Clemmons, Anthony	g	0-1	0-0	0-0	0	1	1	2	0	2	0	0	1	11
25	May, Eric	g	3-7	0-0	2-3	0	6	6	2	8	1	1	1	0	28
Team						4	0	4							
Totals			22-47	4-12	15-20	12	26	38	18	63	11	18	6	6	200

FG % 1st Half: 10-23 43.5% 2nd half: 12-24 50.0% Game: 22-47 46.8% Deadball Rebounds 3  
3FG % 1st Half: 4-7 57.1% 2nd half: 0-5 0.0% Game: 4-12 33.3%  
FT % 1st Half: 6-9 66.7% 2nd half: 9-11 81.8% Game: 15-20 75.0%

Officials: Steve McJunkins, Paul Szelc, Jeff Spedoske  
Technical fouls: Western Kentucky-None. Iowa-None.  
Attendance: 902  
2012 Triple Crown Sports Cancun Challenge

Score by periods	1st	2nd	Total
Western Kentucky	22	33	55
Iowa	30	33	63

	In	Off	2nd	Fast	Bench
Points	Paint	T/O	Chance	Break	
WKU	22	15	18	10	7
IOWA	20	18	9	9	19

Last FG - WKU 2nd-00:35, IOWA 2nd-01:06.  
Largest lead - WKU None, IOWA by 12 2nd-09:46.

Score tied - 1 time.  
Lead changed - 0 times.

## Game 6 - Wichita State 75, Iowa 63

Official Basketball Box Score -- Game Totals -- Final Statistics  
Iowa vs Wichita State  
11/21/12 8:35 PM at Moon Palace Resort (Cancun, Mexico)

Iowa 63 • 5-1

#	Player	Total		3-Ptr		Rebounds			PF	TP	A	TO	Blk	Stl	Min
		FG	FGA	FG	FGA	FT	FTA	Off							
15	McCabe, Zach	f	0-3	0-1	0-0	0	1	1	4	0	0	1	0	0	13
30	White, Aaron	f	1-4	1-2	11-12	0	3	3	3	14	1	2	1	2	35
34	Woodbury, Adam	c	0-3	0-0	1-3	0	1	1	3	1	1	0	1	0	17
04	Marble, Roy Devyn	g	4-12	2-2	1-2	3	1	4	2	11	2	5	0	0	36
10	Gesell, Mike	g	0-3	0-0	2-2	1	2	3	4	2	2	0	0	0	12
00	Olaseni, Gabriel	g	0-0	0-0	0-0	0	0	0	0	0	0	0	0	0	3
01	Basabe, Melsahn	g	0-2	0-0	6-8	0	2	2	2	6	0	1	1	0	21
02	Oglesby, Josh	g	4-11	4-8	0-0	0	5	5	2	12	1	1	2	0	21
05	Clemmons, Anthony	g	1-1	1-1	0-0	0	2	2	1	3	1	0	0	0	11
24	Ingram, Pat	g	0-1	0-0	1-2	0	0	0	0	1	1	0	0	0	8
25	May, Eric	g	2-6	0-1	9-10	2	4	6	1	13	0	1	0	0	23
Team						3	0	3							
Totals			12-46	8-15	31-39	10	20	30	22	63	7	14	5	2	200

FG % 1st Half: 8-22 36.4% 2nd half: 4-24 16.7% Game: 12-46 26.1% Deadball Rebounds 5-3  
3FG % 1st Half: 7-8 87.5% 2nd half: 1-7 14.3% Game: 8-15 53.3%  
FT % 1st Half: 12-15 80.0% 2nd half: 19-24 79.2% Game: 31-39 79.5%

Wichita State 75 • 6-0

#	Player	Total		3-Ptr		Rebounds			PF	TP	A	TO	Blk	Stl	Min
		FG	FGA	FG	FGA	FT	FTA	Off							
22	Hall, Carl	f	3-6	0-0	6-7	2	2	4	4	12	0	2	1	0	21
21	Orukpe, Ehimen	c	2-2	0-0	0-0	2	6	8	3	4	0	1	5	1	23
02	Armstead, Malcolm	g	4-12	3-5	3-5	2	3	5	4	14	5	2	1	4	30
03	Wessel, Evan	g	1-3	1-2	0-0	0	1	1	3	3	1	0	0	0	16
31	Baker, Ron	g	0-7	0-4	2-2	0	1	1	2	2	1	0	0	0	28
00	Lufie, Chadrack	g	1-1	0-0	0-0	0	0	0	2	2	0	0	1	0	4
05	Williams, Demetric	g	0-1	0-0	0-0	0	1	1	2	0	3	2	0	0	17
11	Early, Cleanthony	g	7-13	3-6	8-9	4	5	9	4	25	1	4	0	1	30
15	Wiggins, Nick	g	2-3	0-1	0-1	0	2	2	0	4	0	0	0	0	5
23	VanVleet, Fred	g	0-1	0-0	1-2	0	0	0	1	1	1	0	0	0	8
32	Cotton, Tekele	g	3-4	0-1	2-3	2	3	5	0	8	1	0	0	0	16
50	White, Jake	g	0-2	0-1	0-0	1	0	1	1	0	0	0	0	0	2
Team						1	0	1							
Totals			23-55	7-20	22-29	14	24	38	26	75	13	12	8	9	200

FG % 1st Half: 9-23 39.1% 2nd half: 14-32 43.8% Game: 23-55 41.8% Deadball Rebounds 2-3  
3FG % 1st Half: 4-10 40.0% 2nd half: 3-10 30.0% Game: 7-20 35.0%  
FT % 1st Half: 11-14 78.6% 2nd half: 11-15 73.3% Game: 22-29 75.9%

Officials: Bill Ek, Darryl Smith, Jim Chipper  
Technical fouls: Iowa-None. Wichita State-None.  
Attendance: 902  
2012 Triple Crown Sports Cancun Challenge

Score by periods	1st	2nd	Total
Iowa	35	28	63
Wichita State	33	42	75

	In	Off	2nd	Fast	Bench
Points	Paint	T/O	Chance	Break	
IOWA	30	14	9	0	35
WSU	36	20	14	11	40

Last FG - IOWA 2nd-01:15, WSU 2nd-00:09.  
Largest lead - IOWA by 6 1st-02:27, WSU by 12 2nd-00:09.

Score tied - 3 times.  
Lead changed - 6 times.

## Game 7 - Virginia Tech 95, Iowa 79

Official Basketball Box Score -- Game Totals -- Final Statistics  
Iowa vs Virginia Tech  
11/27/12 7:15 PM at Cassell Coliseum, Blacksburg, Va.

Iowa 79 • 5-2

#	Player	Total		3-Ptr		Rebounds			PF	TP	A	TO	Blk	Stl	Min
		FG	FGA	FG	FGA	FT	FTA	Off							
15	McCabe, Zach	f	2-5	0-2	0-0	2	2	4	3	4	3	0	0	0	19
30	White, Aaron	f	8-15	0-3	5-6	2	8	10	1	21	0	0	0	0	34
34	Woodbury, Adam	c	2-5	0-0	3-5	2	3	5	2	7	1	1	3	0	19
04	Marble, Roy Devyn	g	9-16	0-4	0-0	1	6	7	1	18	7	4	0	0	35
10	Gesell, Mike	g	2-7	0-3	1-2	0	0	0	1	5	2	2	0	0	19
00	Olaseni, Gabriel	g	0-0	0-0	0-0	0	0	0	2	0	0	0	0	0	3
01	Basabe, Melsahn	g	2-2	0-0	2-2	0	1	1	2	6	0	1	2	0	21
02	Oglesby, Josh	g	3-6	3-6	0-0	0	0	0	2	9	0	0	0	0	16
05	Clemmons, Anthony	g	3-5	1-3	2-3	0	0	0	5	9	2	1	0	1	16
24	Ingram, Pat	g	0-1	0-0	0-0	0	0	0	0	0	0	0	0	0	3
25	May, Eric	g	0-2	0-1	0-0	1	2	3	4	0	1	1	0	1	15
Team						0	0	0							
Totals			31-64	4-22	13-18	8	22	30	23	79	16	10	5	2	200

FG % 1st Half: 15-30 50.0% 2nd half: 16-34 47.1% Game: 31-64 48.4% Deadball Rebounds 2  
3FG % 1st Half: 3-12 25.0% 2nd half: 1-1

## Game 9 - Iowa 87, South Dakota 63

Official Basketball Box Score -- Game Totals -- Final Statistics  
 South Dakota vs Iowa  
 12/04/12 7:05 p.m. at Carver-Hawkeye Arena - Iowa City, IA

South Dakota 63 • 4-5

#	Player	Total		3-Ptr		Rebounds			PF	TP	A	TO	Blk	Stl	Min
		FG-FGA	FG-FGA	FT-FTA	FT-FTA	Off	Def	Tot							
23	Flack, Tyler	f	2-8	0-2	1-2	3	4	7	4	5	1	0	2	0	29
50	Gruis, Trevor	c	5-11	0-0	6-6	3	3	6	2	16	0	3	1	1	31
05	Myles, Juevol	g	2-12	1-5	3-4	1	4	5	2	8	2	6	0	3	32
14	Kasperbauer, Casey	g	4-9	4-8	2-2	0	2	2	3	14	2	2	0	1	32
22	Rowson, Karim	g	2-3	0-0	4-5	0	3	3	5	8	1	2	0	0	17
02	Boots, Jordan	g	3-5	3-4	0-0	0	2	2	0	9	2	2	0	0	20
03	Tecker, Steve	g	0-1	0-0	0-0	1	0	1	0	0	0	0	0	0	14
12	Bos, Brandon	g	1-5	1-2	0-0	0	2	2	1	3	2	3	0	0	21
15	Bartling, Jared	g	0-0	0-0	0-0	0	0	0	0	0	0	0	0	0	2
41	Robertson, Eric	g	0-1	0-1	0-0	0	0	0	2	0	0	0	0	0	2
	Team					0	3	3							
	Totals		19-55	9-22	16-19	8	23	31	19	63	10	18	4	5	200

FG % 1st Half: 11-29 37.9% 2nd half: 8-26 30.8% Game: 19-55 34.5%  
 3FG % 1st Half: 6-13 46.2% 2nd half: 3-9 33.3% Game: 9-22 40.9%  
 FT % 1st Half: 4-5 80.0% 2nd half: 12-14 85.7% Game: 16-19 84.2%

Iowa 87 • 7-2

#	Player	Total		3-Ptr		Rebounds			PF	TP	A	TO	Blk	Stl	Min
		FG-FGA	FG-FGA	FT-FTA	FT-FTA	Off	Def	Tot							
30	White, Aaron	f	7-11	1-1	6-6	3	3	6	1	21	1	1	0	1	24
34	Woodbury, Adam	c	5-6	0-0	0-0	3	3	6	1	10	2	2	0	0	16
04	Marble, Roy Devyn	g	5-14	0-3	4-4	2	6	8	1	14	3	2	1	0	30
05	Clemmons, Anthony	g	2-5	0-1	0-0	0	1	1	3	4	8	0	0	1	21
10	Gesell, Mike	g	5-11	0-3	2-2	0	1	1	1	12	4	2	0	3	31
00	Olaseni, Gabriel	g	3-4	0-0	2-2	5	4	9	3	8	0	0	2	0	11
01	Basabe, Melsahn	g	2-8	0-0	2-3	4	4	8	2	6	1	0	0	0	12
02	Oglesby, Josh	g	0-3	0-3	0-0	0	0	0	0	0	1	1	0	0	15
11	Rickert, Christopher	g	0-0	0-0	0-0	0	0	0	0	0	0	0	0	0	1
13	Denning, Kyle	g	0-0	0-0	0-0	0	0	0	0	0	0	0	0	0	1
15	McCabe, Zach	g	2-8	1-5	0-0	1	5	6	2	5	0	1	1	0	12
24	Ingram, Pat	g	1-1	0-0	0-0	0	0	0	1	2	0	0	0	0	8
25	May, Eric	g	1-4	0-0	1-2	2	1	3	2	3	0	1	0	1	15
35	Stokes, Darius	g	1-1	0-0	0-0	0	2	2	0	2	0	1	0	0	3
	Team					0	0	0							
	Totals		34-76	2-16	17-19	20	30	50	17	87	20	11	4	8	200

FG % 1st Half: 18-38 47.4% 2nd half: 16-38 42.1% Game: 34-76 44.7%  
 3FG % 1st Half: 0-7 0.0% 2nd half: 2-9 22.2% Game: 2-16 12.5%  
 FT % 1st Half: 9-9 100.0% 2nd half: 8-10 80.0% Game: 17-19 89.5%

Officials: Mike Sanzera, John Gaffney, Jim Schipper  
 Technical fouls: South Dakota-None. Iowa-None.  
 Attendance: 11269  
 Fouled out: South Dakota - Rowson (11:00)

Score by periods	1st	2nd	Total
South Dakota	32	31	63
Iowa	45	42	87

Last FG - SD 2nd-04:22, IOWA 2nd-00:20.  
 Largest lead - SD by 1 1st-07:42, IOWA by 25 2nd-05:33.

	In	Off	2nd	Fast	Bench
Points	14	7	4	0	12
SD	54	23	24	0	26
IOWA					

Score tied - 2 times.  
 Lead changed - 2 times.

## Game 10 - Iowa 80, Iowa State 71

Official Basketball Box Score -- Game Totals -- Final Statistics  
 Iowa State vs Iowa  
 12/07/12 7:05 p.m. at Carver-Hawkeye Arena - Iowa City, IA

Iowa State 71 • 6-3

#	Player	Total		3-Ptr		Rebounds			PF	TP	A	TO	Blk	Stl	Min
		FG-FGA	FG-FGA	FT-FTA	FT-FTA	Off	Def	Tot							
03	Ejim, Melvin	f	2-2	0-0	1-2	2	2	4	5	5	0	3	0	1	13
22	Booker, Anthony	f	0-0	0-0	0-0	2	0	2	3	0	0	0	0	1	5
02	Babb, Chris	g	5-8	3-6	0-0	1	4	5	1	13	4	3	0	1	37
13	Licious, Korie	g	3-13	2-8	6-7	0	1	1	1	14	7	7	0	1	35
21	Clyburn, Will	g	0-5	0-1	0-0	0	3	3	1	0	1	5	0	0	24
24	Gibson, Percy	g	5-7	0-0	4-5	3	4	7	1	14	0	0	3	0	24
25	McCee, Tyrus	g	4-10	3-8	1-3	1	3	4	4	12	0	0	0	1	29
31	Niang, Georges	g	6-14	1-5	0-0	3	2	5	1	13	2	0	1	0	33
	Team					2	2	4							
	Totals		25-59	9-28	12-17	14	21	35	17	71	14	19	4	5	200

FG % 1st Half: 14-27 51.9% 2nd half: 11-32 34.4% Game: 25-59 42.4%  
 3FG % 1st Half: 3-9 33.3% 2nd half: 6-19 31.6% Game: 9-28 32.0%  
 FT % 1st Half: 5-7 71.4% 2nd half: 7-10 70.0% Game: 12-17 70.6%

Iowa 80 • 8-2

#	Player	Total		3-Ptr		Rebounds			PF	TP	A	TO	Blk	Stl	Min
		FG-FGA	FG-FGA	FT-FTA	FT-FTA	Off	Def	Tot							
30	White, Aaron	f	7-13	0-1	4-5	2	5	7	1	18	3	0	0	1	31
34	Woodbury, Adam	c	4-5	0-0	1-2	1	4	5	1	9	0	2	0	0	23
04	Marble, Roy Devyn	g	2-10	0-4	2-2	1	3	4	1	6	2	1	0	3	37
05	Clemmons, Anthony	g	5-8	2-3	2-3	1	0	1	4	14	8	1	0	0	29
10	Gesell, Mike	g	2-10	1-6	6-6	0	5	5	2	11	3	3	0	3	28
01	Basabe, Melsahn	g	4-8	0-0	0-0	1	3	4	1	8	1	1	2	0	14
02	Oglesby, Josh	g	3-6	2-5	0-0	1	1	2	0	8	2	3	0	2	20
15	McCabe, Zach	g	2-2	0-0	0-0	2	0	2	3	4	0	1	0	0	10
25	May, Eric	g	1-3	0-1	0-0	2	0	2	1	2	2	0	0	1	8
	Team					4	1	5							
	Totals		30-65	5-20	15-18	15	22	37	14	80	21	13	2	10	200

FG % 1st Half: 13-32 40.6% 2nd half: 17-33 51.5% Game: 30-65 46.2%  
 3FG % 1st Half: 1-7 14.3% 2nd half: 4-9 44.4% Game: 5-20 25.0%  
 FT % 1st Half: 8-9 88.9% 2nd half: 7-9 77.8% Game: 15-18 83.3%

Officials: Tom O'Neil, Mark Whitehead, Kelly Self  
 Technical fouls: Iowa State-None. Iowa-None.  
 Attendance: 15127  
 Fouled out: #03 ISU 00:24 2nd

Score by periods	1st	2nd	Total
Iowa State	36	35	71
Iowa	35	45	80

Last FG - ISU 2nd-05:03, IOWA 2nd-04:44.  
 Largest lead - ISU by 3 1st-00:23, IOWA by 11 2nd-08:43.

	In	Off	2nd	Fast	Bench
Points	26	18	12	2	39
ISU	66	22	15	8	22
IOWA					

Score tied - 2 times.  
 Lead changed - 4 times.

## Game 11 - Iowa 80, UNI 73

Official Basketball Box Score -- Game Totals -- Final Statistics  
 UNI vs Iowa  
 12/15/12 1:30 p.m. at Wells Fargo Arena - Des Moines, IA

UNI 73 • 6-4, 0-0 MVC

#	Player	Total		3-Ptr		Rebounds			PF	TP	A	TO	Blk	Stl	Min
		FG-FGA	FG-FGA	FT-FTA	FT-FTA	Off	Def	Tot							
01	Mitchell, Deon	*	9-14	1-3	4-5	0	3	3	3	23	2	3	0	3	34
10	Tuttle, Seth	*	8-13	0-0	2-2	5	4	9	5	18	0	0	1	2	27
20	Koch, Jake	*	2-7	1-3	3-4	1	6	7	4	8	1	1	1	0	26
23	Sonnen, Marc	*	1-3	0-2	2-3	0	1	1	4	4	2	0	0	0	21
52	James, Anthony	*	6-14	0-1	3-3	0	3	3	5	15	1	4	0	1	33
04	Rank, Chip	*	1-6	1-5	0-0	1	1	2	0	3	0	0	0	0	18
05	Bohannon, Matt	*	0-2	0-2	0-0	0	3	3	2	0	0	2	0	1	22
14	Buss, Nate	*	1-2	0-0	0-0	1	1	2	1	2	0	0	0	0	9
21	Morrison, Matt	*	0-1	0-0	0-0	0	1	1	0	0	0	0	0	0	1
24	Martino, Max	*	0-0	0-0	0-0	0	1	1	1	0	0	0	0	1	9
	Team					0	1	1							
	Totals		28-62	3-16	14-17	8	25	33	25	73	6	10	2	8	200

FG % 1st Half: 12-33 36.4% 2nd half: 16-29 55.2% Game: 28-62 45.2%  
 3FG % 1st Half: 1-9 11.1% 2nd half: 2-7 28.6% Game: 3-16 18.8%  
 FT % 1st Half: 7-9 77.8% 2nd half: 7-8 87.5% Game: 14-17 82.4%

Iowa 80 • 9-2, 0-0 Big Ten

#	Player	Total		3-Ptr		Rebounds			PF	TP	A	TO	Blk	Stl	Min
		FG-FGA	FG-FGA	FT-FTA	FT-FTA	Off	Def	Tot							
04	Marble, Roy Devyn	*	6-14	4-9	14-19	0	4	4	2	30	2	1	2	0	37

## Game 13 - Iowa 80, Coppin State 50

Official Basketball Box Score -- Game Totals -- Final Statistics  
Coppin State vs Iowa  
12/22/12 12:05 p.m. at Carver-Hawkeye Arena - Iowa City, IA

Coppin State 50 • 3-10

#	Player	Total		3-Ptr		Rebounds			PF	TP	A	TO	Blk	Stl	Min
		FG-FGA	FT-FTA	FG-FGA	FT-FTA	Off	Def	Tot							
21	Murray, Michael	f	3-9	0-3	1-2	1	4	5	1	7	2	3	0	1	36
34	Ieans, Charles	f	1-3	0-0	0-0	1	1	2	2	2	0	2	0	2	16
02	Smith, Sterling	g	4-11	1-4	0-0	3	3	6	0	9	2	1	0	2	34
11	Cephas, Taariq	g	1-3	0-1	0-0	1	1	2	0	2	3	4	0	1	13
24	Johnson, Collin	g	2-2	1-1	0-0	0	0	0	4	5	0	1	0	2	14
01	Cole, Patrick	g	2-7	1-3	2-4	1	1	2	1	7	0	2	0	0	16
04	Burnham, Zachary	g	0-3	0-0	0-0	1	4	5	0	0	0	2	2	16	
05	Armstrong, Andre	g	3-9	3-8	0-0	0	0	0	3	9	1	1	0	1	23
23	Franklin, Troy	g	3-15	3-9	0-0	2	2	2	3	9	7	2	0	4	24
35	Johnson, Darryln	g	0-3	0-0	0-0	0	3	3	2	0	0	1	0	0	8
Team						0	2	2			2				
Totals			19-65	9-29	3-6	10	19	29	21	50	15	19	2	15	200

FG % 1st Half: 6-24 25.0% 2nd half: 13-41 31.7% Game: 19-65 29.2%  
3FG % 1st Half: 1-10 10.0% 2nd half: 8-19 42.1% Game: 9-29 31.0%  
FT % 1st Half: 1-4 25.0% 2nd half: 2-2 100.0% Game: 3-6 50.0%

Deadball Rebounds 1

Iowa 80 • 11-2

#	Player	Total		3-Ptr		Rebounds			PF	TP	A	TO	Blk	Stl	Min
		FG-FGA	FT-FTA	FG-FGA	FT-FTA	Off	Def	Tot							
04	Marble, Roy Devyn	f	4-9	0-4	3-4	1	4	5	1	11	2	3	1	0	24
30	White, Aaron	f	7-8	0-0	6-7	2	1	3	1	20	0	1	0	1	21
34	Woodbury, Adam	c	3-5	0-0	1-3	2	4	6	1	7	1	3	0	0	19
10	Clemmons, Anthony	g	2-5	0-1	1-2	0	3	3	1	5	9	4	0	3	22
05	Gesell, Mike	g	4-9	0-3	1-2	0	2	2	2	9	1	3	1	2	25
00	Olaseni, Gabriel	g	6-8	0-0	2-2	3	4	7	1	14	1	1	2	0	18
01	Basabe, Melsahn	g	0-0	0-0	0-0	0	4	4	0	0	0	1	0	4	
02	Oglesby, Josh	g	1-6	0-5	0-0	0	2	2	0	2	0	0	0	0	13
11	Rickert, Christopher	g	1-1	0-0	0-2	1	2	3	0	2	1	0	0	4	
13	Denning, Kyle	g	0-1	0-1	0-0	0	0	0	0	0	0	0	0	4	
15	McCabe, Zach	g	1-3	0-2	2-2	3	5	8	0	4	0	1	0	1	10
24	Ingram, Pat	g	1-1	0-0	0-0	0	1	1	2	2	1	2	0	0	14
25	May, Eric	g	1-3	0-1	1-3	3	1	4	0	3	3	0	2	16	
35	Stokes, Darius	g	0-1	0-0	1-2	0	2	2	1	1	0	2	0	0	6
Team						1	3	4							
Totals			31-60	0-17	18-31	16	38	54	10	80	21	20	5	9	200

FG % 1st Half: 17-31 54.8% 2nd half: 14-29 48.3% Game: 31-60 51.7%  
3FG % 1st Half: 0-11 0.0% 2nd half: 0-6 0.0% Game: 0-17 0.0%  
FT % 1st Half: 6-13 46.2% 2nd half: 12-18 66.7% Game: 18-31 58.1%

Deadball Rebounds 7

Officials: Lamont Simpson, Bill Ek, D.J. Carstensen  
Technical fouls: Coppin State-Team. Iowa-None.  
Attendance: 13060  
Fouled Out - Coppin State: Burnham (00:45)

Score by periods	1st	2nd	Total
Coppin State	14	36	50
Iowa	40	40	80

Last FG - CSU 2nd-00:48, IOWA 2nd-00:21.  
Largest lead - CSU None, IOWA by 36 2nd-07:51.

Score tied - 1 time.  
Lead changed - 0 times.

## Game 14 - #5 Indiana 69, Iowa 65

Official Basketball Box Score -- Game Totals -- Final Statistics  
Indiana vs Iowa  
12/31/12 3:05 p.m. at Carver-Hawkeye Arena - Iowa City, IA

Indiana 69 • 13-1, 1-0

#	Player	Total		3-Ptr		Rebounds			PF	TP	A	TO	Blk	Stl	Min
		FG-FGA	FT-FTA	FG-FGA	FT-FTA	Off	Def	Tot							
02	Watford, Christian	f	3-9	2-5	3-4	1	7	8	4	11	0	1	0	0	29
40	Zeller, Cody	f	7-12	0-0	5-5	5	5	10	2	19	1	4	1	1	33
01	Hulls, Jordan	g	0-10	0-4	0-0	0	3	3	3	0	6	0	0	2	22
04	Oradillo, Victor	g	6-10	0-0	2-2	3	7	10	2	14	2	3	0	1	34
11	Fladep, Kevin (Yogi)	g	4-8	1-2	0-1	1	6	7	2	9	4	3	0	1	32
00	Sheehy, Will	g	5-11	1-3	2-4	1	4	5	2	13	2	1	0	0	24
12	Mosquera-Perea, H.	g	0-0	0-0	0-0	0	0	0	2	0	0	2	0	0	4
23	Abell, Remy	g	1-3	0-0	1-2	1	0	1	0	3	1	0	0	0	12
32	Elston, Derek	g	0-1	0-0	0-0	1	0	1	0	0	0	0	0	0	5
33	Hollowell, Jeremy	g	0-1	0-0	0-0	0	0	0	1	0	0	1	2	0	5
Team						1	0	1							
Totals			26-65	4-14	13-18	14	32	46	18	69	16	15	3	5	200

FG % 1st Half: 14-36 38.9% 2nd half: 12-29 41.4% Game: 26-65 40.0%  
3FG % 1st Half: 3-8 37.5% 2nd half: 1-6 16.7% Game: 4-14 28.6%  
FT % 1st Half: 2-2 100.0% 2nd half: 11-16 68.8% Game: 13-18 72.2%

Deadball Rebounds 3

Iowa 65 • 11-3, 0-1

#	Player	Total		3-Ptr		Rebounds			PF	TP	A	TO	Blk	Stl	Min
		FG-FGA	FT-FTA	FG-FGA	FT-FTA	Off	Def	Tot							
04	Marble, Roy Devyn	f	1-14	0-4	12-13	1	8	9	2	14	2	1	0	1	33
30	White, Aaron	f	6-12	1-1	2-5	4	2	6	2	15	2	0	1	0	33
34	Woodbury, Adam	c	2-7	0-0	0-0	2	6	8	5	4	0	1	1	2	18
10	Clemmons, Anthony	g	2-6	0-1	2-2	0	3	3	3	6	4	0	2	2	24
05	Gesell, Mike	g	6-12	0-2	1-2	0	1	1	1	13	2	3	1	2	35
00	Olaseni, Gabriel	g	0-0	0-0	1-2	0	0	0	0	1	0	0	0	0	5
01	Basabe, Melsahn	g	1-1	0-0	0-0	0	1	1	0	2	0	1	1	1	9
02	Oglesby, Josh	g	2-5	2-5	0-0	0	4	4	0	6	2	1	0	1	19
15	McCabe, Zach	g	1-6	0-4	2-2	1	1	2	2	4	0	0	0	2	18
25	May, Eric	g	0-0	0-0	0-0	1	1	2	0	0	0	1	0	0	6
Team						3	0	3							
Totals			21-63	3-17	20-26	12	27	39	15	65	14	12	4	11	200

FG % 1st Half: 8-34 23.5% 2nd half: 13-29 44.8% Game: 21-63 33.3%  
3FG % 1st Half: 1-8 12.5% 2nd half: 2-9 22.2% Game: 3-17 17.6%  
FT % 1st Half: 8-11 72.7% 2nd half: 12-15 80.0% Game: 20-26 76.9%

Deadball Rebounds 4

Officials: Mike Kitts, Mike Eades, John Gaffney  
Technical fouls: Indiana-None. Iowa-None.  
Attendance: 15400  
2012-13 Big Ten Opener  
Fouled Out - Iowa: Woodbury (00:51)

Score by periods	1st	2nd	Total
Indiana	33	36	69
Iowa	25	40	65

Points	In	Off	2nd	Fast	Bench
IND	Paint	T/O	Chance	Break	
IOWA	40	9	10	6	16
	28	15	5	10	13

Last FG - IND 2nd-01:03, IOWA 2nd-00:07.  
Largest lead - IND by 10 2nd-16:07, IOWA by 5 1st-09:52.

Score tied - 0 times.  
Lead changed - 2 times.

## Game 15 - #2 Michigan 95, Iowa 67

Official Basketball Box Score -- Game Totals -- Final Statistics  
Iowa vs Michigan  
01/06/13 12:00 PM at Crisler Center, Ann Arbor, MI

Iowa 67 • 11-4 (0-2)

#	Player	Total		3-Ptr		Rebounds			PF	TP	A	TO	Blk	Stl	Min
		FG-FGA	FT-FTA	FG-FGA	FT-FTA	Off	Def	Tot							
30	White, Aaron	f	3-6	0-0	0-0	0	2	2	3	6	2	2	0	0	19
34	Woodbury, Adam	f	4-5	0-0	0-1	1	6	7	2	8	0	0	0	0	19
04	Marble, Roy Devyn	g	4-9	3-6	3-3	0	2	2	1	14	1	0	0	0	28
05	Clemmons, Anthony	g	4-6	2-3	2-2	1	2	3	3	12	7	2	0	0	26
10	Gesell, Mike	g	2-8	2-5	0-0	1	4	5	2	6	1	0	2	0	20
00	Olaseni, Gabriel	g	4-8	0-0	0-2	2	0	2	1	8	0	1	1	0	14
01	Basabe, Melsahn	g	1-3	0-0	0-0	0	0	0	0	2	0	0	0	0	15
02	Oglesby, Josh	g	1-6	0-4	0-0	0	0	0	0	2	3	0	0	0	21
15	McCabe, Zach	g	3-6	0-1	0-0	1	0	1	3	6	1	1	0	1	13
24	Ingram, Pat	g	1-2	0-0	1-2	0	1	1	2	3	0	0	0	0	9
25	May, Eric	g	0-3	0-1	0-0	0	3	3	1	0	2	1	0	0	16
Team						0	0	0							
Totals			27-62	7-20	6-10	6	20	26	18	67	17	7	1	3	200

FG % 1st Half: 15-35 42.9% 2nd half: 12-27 44.4% Game: 27-62 43.5%  
3FG % 1st Half: 4-13 30.8% 2nd half: 3-7 42.9% Game: 7-20 35.0%  
FT % 1st Half: 1-2 50.0% 2nd half: 5-8 62.5% Game: 6-10 60.0%

Deadball Re

## Game 17 - Iowa 70, Northwestern 50

Official Basketball Box Score -- Game Totals -- Final Statistics  
Iowa vs Northwestern  
01/13/13 4:30 p.m. at Evanston, Ill. (Welsh-Ryan Arena)

Iowa 70 • 12-5, 1-3

#	Player	Total		3-Ptr		Rebounds		PF	TP	A	TO	Blk	Stl	Min
		FG-FGA	FG-FGA	FT-FTA	Off	Def	Tot							
30	White, Aaron	f	7-9	0-1	3-4	1	5	6	1	17	4	2	1	29
4	Marble, Roy Devyn	f	4-8	0-1	0-0	0	3	3	1	8	5	2	0	30
34	Woodbury, Adam	c	1-7	0-0	0-0	2	7	9	3	2	0	0	0	12
10	Gesell, Mike	g	1-8	0-4	1-2	1	2	3	3	3	3	1	0	26
5	Clemmons, Anthony	g	0-2	0-0	0-0	0	0	0	2	0	3	2	0	14
0	Olaseni, Gabriel	g	0-1	0-0	1-2	2	2	4	0	1	0	0	0	8
1	Basabe, Melsahn	g	5-6	0-0	1-1	1	3	4	3	11	0	1	0	13
11	Rickert, Christopher	g	0-1	0-0	0-0	0	0	0	0	0	0	0	0	1
13	Denning, Kyle	g	0-0	0-0	0-0	0	0	0	0	0	0	0	0	1
15	McCabe, Zach	g	3-5	0-1	1-2	0	5	5	2	7	1	0	0	16
2	Oglesby, Josh	g	5-11	4-9	0-0	0	1	1	1	14	4	0	0	20
24	Ingram, Pat	g	0-0	0-0	0-0	0	0	0	0	1	0	0	0	6
25	May, Eric	g	3-5	0-0	1-1	1	1	2	1	7	2	0	0	23
35	Stokes, Darius	g	0-0	0-0	0-0	0	2	2	0	0	0	0	0	1
Team						3	1	4			1			200
Totals			29-63	4-16	8-12	11	32	43	18	70	22	9	1	7

FG % 1st Half: 10-28 35.7% 2nd half: 19-35 54.3% Game: 29-63 46.0%  
3FG % 1st Half: 0-5 0.0% 2nd half: 4-11 36.4% Game: 4-16 25.0%  
FT % 1st Half: 5-8 62.5% 2nd half: 3-4 75.0% Game: 8-12 66.7%

Northwestern 50 • 10-7, 1-3

#	Player	Total		3-Ptr		Rebounds		PF	TP	A	TO	Blk	Stl	Min
		FG-FGA	FG-FGA	FT-FTA	Off	Def	Tot							
12	Swoopshire, Jared	f	1-6	0-3	0-0	1	4	5	1	2	2	2	0	27
13	Abrahamson, Kale	f	1-3	1-2	0-0	0	0	0	0	3	0	1	0	19
22	Olah, Alex	c	1-4	0-1	1-2	2	2	4	0	3	0	0	0	11
11	Hearn, Reggie	g	2-6	0-3	2-6	0	2	2	2	6	0	1	0	26
3	Sobolewski, Dave	g	4-11	0-5	6-9	0	2	2	4	14	5	4	1	34
0	Jimenez, Omar	g	0-0	0-0	1-2	0	1	1	0	1	0	0	0	3
10	Turner, Mike	g	2-4	1-1	0-0	1	2	3	4	5	1	0	3	29
14	Demps, Tre	g	3-11	2-6	2-2	1	3	4	0	10	0	1	0	19
15	Montgomery, James	g	0-1	0-0	1-2	0	0	0	0	1	0	0	0	6
4	Marcolullo, Alex	g	1-5	1-5	2-2	2	4	6	3	5	1	0	1	23
45	Cerina, Nikola	g	0-0	0-0	0-0	0	1	1	0	0	0	0	0	3
Team						1	4	5						200
Totals			15-51	5-26	15-25	8	25	33	14	50	9	9	5	6

FG % 1st Half: 5-24 20.8% 2nd half: 10-27 37.0% Game: 15-51 29.4%  
3FG % 1st Half: 1-11 9.1% 2nd half: 4-15 26.7% Game: 5-26 19.2%  
FT % 1st Half: 4-7 57.1% 2nd half: 11-18 61.1% Game: 15-25 60.0%

Officials: Lamont Simpson, Gene Steratore, Tim Clougherty  
Technical fouls: Iowa-None. Northwestern-TEAM.  
Attendance: 6805

Score by periods	1st	2nd	Total
Iowa	25	45	70
Northwestern	15	35	50

Last FG - IOWA 2nd-01:04, NU 2nd-01:41.  
Largest lead - IOWA by 27 2nd-05:35, NU by 3 1st-15:05.

Points	In	Off	2nd	Fast	Bench
IOWA	Paint	T/O	Chance	Break	
40	18	9	11	6	22
NU	18	9	11	6	22

Score tied - 4 times.  
Lead changed - 4 times.

## Game 18 - Iowa 70, Wisconsin 66

Official Basketball Box Score -- Game Totals -- Final Statistics  
Wisconsin vs Iowa  
01/19/13 7:05 p.m. at Carver-Hawkeye Arena - Iowa City, IA

Wisconsin 66 • 13-5, 4-1

#	Player	Total		3-Ptr		Rebounds		PF	TP	A	TO	Blk	Stl	Min
		FG-FGA	FG-FGA	FT-FTA	Off	Def	Tot							
05	Evans, Ryan	f	2-7	0-1	2-4	0	5	5	5	6	3	1	0	28
31	Bruesewitz, Mike	f	2-5	1-3	2-2	4	5	9	5	7	0	1	0	31
40	Berggren, Jared	c	4-9	0-3	0-1	1	4	5	3	8	1	1	0	27
01	Brust, Ben	g	3-5	1-3	0-0	0	2	2	1	7	2	2	0	34
12	Jackson, Traevon	g	1-10	1-3	0-0	1	2	3	2	3	1	1	0	31
03	Marshall, George	g	7-10	3-4	3-3	0	0	0	2	20	1	0	0	15
15	Dekker, Sam	g	5-8	2-4	1-1	3	1	4	4	13	4	5	0	27
33	Showalter, Zak	g	0-1	0-1	0-0	0	0	0	1	0	0	0	0	2
34	Bohannon, Zach	g	1-3	0-1	0-1	1	3	4	0	2	0	1	0	5
Team						1	1	2						200
Totals			25-58	8-23	8-12	11	23	34	23	66	12	12	0	0

FG % 1st Half: 6-26 23.1% 2nd half: 19-32 59.4% Game: 25-58 43.1%  
3FG % 1st Half: 1-11 9.1% 2nd half: 7-12 58.3% Game: 8-23 34.8%  
FT % 1st Half: 5-7 71.4% 2nd half: 3-5 60.0% Game: 8-12 66.7%

Iowa 70 • 13-5, 2-3

#	Player	Total		3-Ptr		Rebounds		PF	TP	A	TO	Blk	Stl	Min
		FG-FGA	FG-FGA	FT-FTA	Off	Def	Tot							
04	Marble, Roy Devyn	f	4-8	1-2	4-6	1	4	5	0	13	2	3	0	27
30	White, Aaron	f	2-4	0-0	13-15	0	7	7	2	17	0	1	0	29
34	Woodbury, Adam	c	1-2	0-0	0-0	2	1	3	4	2	0	0	0	18
05	Clemmons, Anthony	g	3-8	0-1	4-4	0	3	3	1	10	3	1	1	29
10	Gesell, Mike	g	5-13	1-5	0-0	1	3	4	3	11	0	0	0	26
00	Olaseni, Gabriel	g	1-1	0-0	0-0	0	0	0	1	2	0	0	0	5
1	Basabe, Melsahn	g	2-4	0-0	3-4	0	2	2	3	7	0	0	0	12
02	Oglesby, Josh	g	1-5	0-2	0-0	0	1	1	0	2	0	1	0	13
15	McCabe, Zach	g	1-2	0-0	0-0	1	0	1	0	2	0	0	1	16
25	May, Eric	g	2-4	0-0	0-0	2	3	5	2	4	1	0	0	25
Team						1	1	2						200
Totals			22-51	2-10	24-29	8	25	33	16	70	6	7	2	8

FG % 1st Half: 13-30 43.3% 2nd half: 9-21 42.9% Game: 22-51 43.1%  
3FG % 1st Half: 1-6 16.7% 2nd half: 1-4 25.0% Game: 2-10 20.0%  
FT % 1st Half: 7-8 87.5% 2nd half: 17-21 81.0% Game: 24-29 82.8%

Officials: Bo Boroski, Brian Dorsey, Bill Ek  
Technical fouls: Wisconsin-None. Iowa-None.  
Attendance: 15400  
Fouled Out - Wisconsin: Evans (1:14), Bruesewitz (0:36)

Score by periods	1st	2nd	Total
Wisconsin	18	48	66
Iowa	34	36	70

Last FG - WIS 2nd-00:02, IOWA 2nd-02:36.  
Largest lead - WIS None, IOWA by 20 1st-04:56.

Points	In	Off	2nd	Fast	Bench
WIS	Paint	T/O	Chance	Break	
26	14	8	14	6	35
IOWA	30	12	6	6	17

Score tied - 1 time.  
Lead changed - 0 times.

## Game 19 - #14 Ohio State 72, Iowa 63

Official Basketball Box Score -- Game Totals -- Final Statistics  
Iowa vs Ohio State  
01/22/13 6:31 pm at Value City Arena (Columbus, Ohio)

Iowa 63 • 13-6, 2-4 B1G

#	Player	Total		3-Ptr		Rebounds		PF	TP	A	TO	Blk	Stl	Min
		FG-FGA	FG-FGA	FT-FTA	Off	Def	Tot							
30	White, Aaron	f	5-11	0-1	3-7	6	1	7	0	13	0	2	0	26
34	Woodbury, Adam	c	1-3	0-0	0-0	2	0	2	3	2	0	3	0	7
04	Marble, Roy Devyn	g	2-11	1-4	3-6	3	0	3	2	8	2	0	0	30
05	Clemmons, Anthony	g	3-9	1-4	2-2	1	3	4	3	9	3	2	0	22
10	Gesell, Mike	g	2-7	2-5	0-0	1	0	1	2	6	1	3	1	26
00	Olaseni, Gabriel	g	1-4	0-0	0-2	1	1	2	2	2	0	0	0	15
01	Basabe, Melsahn	g	3-7	0-0	1-2	4	6	10	2	7	0	1	0	27
02	Oglesby, Josh	g	0-0	0-0	0-0	0	0	0	0	0	0	1	0	10
15	McCabe, Zach	g	2-4	0-1	4-7	0	2	2	4	8	1	1	0	15
24	Ingram, Pat	g	0-0	0-0	0-0	0	0	0	0	0	0	1	0	1
25	May, Eric	g	3-6	2-3	0-0	1	2	3	2	8	1	0	0	21
Team						3	3	6						200
Totals			22-62	6-18	13-26	22	18	40	20	63	8	14	1	4

FG % 1st Half: 8-32 25.0% 2nd half: 14-30 46.7% Game: 22-62 35.5%  
3FG % 1st Half: 3-10 30.0% 2nd half: 3-8 37.5% Game: 6-18 33.3%  
FT % 1st Half: 3-4 75.0% 2nd half: 10-22 45.5% Game: 13-26 50.0%

Ohio State 72 • 14-4, 4-2 B1G

#	Player	Total		3-Ptr		Rebounds		PF	TP	A	TO	Blk	Stl	Min
		FG-FGA	FG-FGA	FT-FTA	Off	Def	Tot							
01	Thomas, Deshaun	f	6-11	2-5	2-2	2	5	7	2	16	1	1	1	37
12	Thompson, Sam	f												

## Game 21 - Iowa 76, Penn State 67

Official Basketball Box Score -- Game Totals -- Final Statistics  
Penn State vs Iowa  
01/31/13 7:05 p.m. at Carver-Hawkeye Arena - Iowa City, IA

Penn State 67 • 8-13, 0-9

#	Player	Total			3-Ptr			Rebounds			PF	TP	A	TO	Blk	Stl	Min
		FG-FGA	FG-FGA	FT-FTA	FG-FGA	FG-FGA	FT-FTA	Off	Def	Tot							
10	Taylor, Brandon	f	3-7	2-6	0-0	0	2	2	5	8	0	2	0	1	1	19	
21	Borovnjak, Sasa	f	3-5	0-0	1-1	2	2	4	2	7	0	3	0	1	21		
02	Newbill, D.J.	g	7-17	1-4	5-5	2	4	6	2	20	4	5	0	2	40-		
11	Marshall, Jermaine	g	5-15	2-8	3-3	0	4	4	15	4	3	2	3	36			
20	Coella, Nick	g	1-2	1-1	2-3	0	1	1	4	5	2	1	0	1	29		
05	Jack, Donovan	g	1-1	0-0	0-0	0	0	0	1	2	0	2	0	0	14		
14	Montminy, Kevin	g	1-2	1-2	0-0	0	0	0	1	3	0	0	0	0	3		
25	Graham, Jon	g	2-2	0-0	2-2	2	2	4	3	6	0	0	2	0	17		
32	Ackerman, Pat	g	0-0	0-0	0-0	0	0	0	1	0	0	0	0	0	2		
43	Travis, Ross	g	0-7	0-2	1-2	2	4	6	3	1	0	1	0	0	19		
	Team					5	0	5									
	Totals		23-58	7-23	14-16	13	19	32	26	67	10	18	4	8	200		

FG % 1st Half: 9-26 34.6% 2nd half: 14-32 43.8% Game: 23-58 39.7% Deadball Rebounds  
3FG % 1st Half: 3-12 25.0% 2nd half: 4-11 36.4% Game: 7-23 30.4%  
FT % 1st Half: 5-6 83.3% 2nd half: 9-10 90.0% Game: 14-16 87.5%

Iowa 76 • 14-7, 3-5

#	Player	Total			3-Ptr			Rebounds			PF	TP	A	TO	Blk	Stl	Min
		FG-FGA	FG-FGA	FT-FTA	FG-FGA	FG-FGA	FT-FTA	Off	Def	Tot							
01	Basabe, Melsahn	f	1-4	0-0	8-10	4	6	10	2	10	1	2	1	1	25		
30	White, Roy Devyn	f	3-10	1-6	1-2	0	2	2	0	8	5	1	0	2	32		
04	Marble, Aaron	f	8-15	1-3	10-11	4	1	5	1	27	0	1	2	1	34		
34	Woodbury, Adam	c	1-3	0-0	2-4	2	4	6	2	4	2	1	3	0	20		
10	Gesell, Mike	g	0-4	0-2	0-0	2	2	2	3	0	4	3	0	2	27		
00	Olaseni, Gabriel	g	1-1	0-0	2-2	1	2	3	1	4	0	1	0	0	10		
02	Oglesby, Josh	g	1-5	1-5	0-0	0	0	0	1	3	0	1	0	0	11		
05	Clemmons, Anthony	g	1-1	1-1	5-6	0	2	2	2	8	1	1	0	0	14		
15	McCabe, Zach	g	1-2	1-2	2-2	0	3	3	2	5	2	2	0	4	12		
25	May, Eric	g	3-5	0-2	1-2	2	1	3	1	7	3	0	0	1	15		
	Team					1	1	2									
	Totals		20-50	5-21	31-39	14	24	38	15	76	18	14	6	11	200		

FG % 1st Half: 11-28 39.3% 2nd half: 9-22 40.9% Game: 20-50 40.0% Deadball Rebounds  
3FG % 1st Half: 2-10 20.0% 2nd half: 3-11 27.3% Game: 7-23 30.4%  
FT % 1st Half: 10-13 76.9% 2nd half: 21-26 80.8% Game: 31-39 79.5%

Officials: Lamont Simpson, Mark Whitehead, Steve McJunkins  
Technical fouls: Penn State-None. Iowa-Basabe, Melsahn.  
Attendance: 13369  
Fouled Out - Penn State: Taylor (03:54)

Score by periods	1st	2nd	Total
Penn State	26	41	67
Iowa	34	42	76

Last FG - PSU 2nd-00:16, IOWA 2nd-01:01.  
Largest lead - PSU by 7 1st-16:36, IOWA by 15 2nd-11:32.

Score tied - 1 time.  
Lead changed - 1 time.

## Game 22 - #23 Minnesota 62, Iowa 59

Official Basketball Box Score -- Game Totals -- Final Statistics  
Iowa vs Minnesota  
02/03/13 12:00 PM at Williams Arena - Minneapolis, MN

Iowa 59 • 14-8, 3-6

#	Player	Total			3-Ptr			Rebounds			PF	TP	A	TO	Blk	Stl	Min
		FG-FGA	FG-FGA	FT-FTA	FG-FGA	FG-FGA	FT-FTA	Off	Def	Tot							
01	Basabe, Melsahn	f	3-6	0-0	1-2	1	2	3	4	7	0	1	1	0	15		
30	White, Aaron	f	3-10	0-2	4-7	3	2	5	0	10	2	1	0	2	32		
34	Woodbury, Adam	f	2-3	0-0	0-0	3	1	4	3	4	0	2	0	0	15		
04	Marble, Roy Devyn	g	0-2	0-0	0-0	0	3	3	2	0	2	3	0	0	17		
10	Gesell, Mike	g	4-12	2-4	1-3	0	6	6	1	11	3	1	0	0	30		
00	Olaseni, Gabriel	g	0-0	0-0	0-0	2	0	2	2	0	0	2	0	0	6		
02	Oglesby, Josh	g	3-11	2-8	0-0	0	1	1	0	8	3	0	0	2	21		
05	Clemmons, Anthony	g	1-5	0-1	2-2	2	0	2	2	4	5	0	0	1	21		
15	McCabe, Zach	g	3-6	3-5	1-2	0	0	0	4	10	1	0	0	1	19		
25	May, Eric	g	2-3	0-1	1-1	1	0	1	3	5	1	0	1	2	24		
	Team					6	2	8									
	Totals		21-58	7-23	10-17	18	17	35	21	59	17	10	2	8	200		

FG % 1st Half: 10-29 34.5% 2nd half: 11-29 37.9% Game: 21-58 36.2% Deadball Rebounds  
3FG % 1st Half: 5-15 33.3% 2nd half: 2-8 25.0% Game: 7-23 30.4%  
FT % 1st Half: 3-6 50.0% 2nd half: 7-11 63.6% Game: 10-17 58.8%

Minnesota 62 • 17-5, 5-4

#	Player	Total			3-Ptr			Rebounds			PF	TP	A	TO	Blk	Stl	Min
		FG-FGA	FG-FGA	FT-FTA	FG-FGA	FG-FGA	FT-FTA	Off	Def	Tot							
32	Mbakwe, Trevor	f	2-5	0-0	4-7	1	5	6	2	8	2	0	2	0	33		
33	Williams, Rodney	f	5-11	0-2	0-0	2	5	7	0	10	1	2	2	0	33		
01	Hollins, Andre	g	4-14	1-5	6-8	3	3	6	3	15	8	1	0	2	37		
11	Coleman, Joe	g	6-7	0-1	0-0	0	1	1	2	12	1	5	1	1	30		
20	Hollins, Austin	g	5-12	3-8	4-6	2	3	5	2	17	1	1	0	1	35		
00	Welch, Julian	g	0-0	0-0	0-0	0	1	1	0	0	0	2	0	0	6		
10	Osenieks, Oto	g	0-0	0-0	0-0	1	0	1	1	0	2	0	0	0	3		
13	Ahanmisi, Maverick	g	0-0	0-0	0-0	0	0	0	1	0	0	1	0	1	1		
15	Walker, Maurice	g	0-0	0-0	0-0	0	0	0	0	0	0	0	0	0	2		
30	Ingram, Andre	g	0-0	0-0	0-0	0	0	0	1	0	0	0	0	0	1		
55	Eliason, Elliott	g	0-0	0-0	0-0	2	4	6	3	0	2	0	2	2	19		
	Team					1	1	2									
	Totals		22-49	4-16	14-21	12	23	35	15	62	17	12	7	7	200		

FG % 1st Half: 11-25 44.0% 2nd half: 11-24 45.8% Game: 22-49 44.9% Deadball Rebounds  
3FG % 1st Half: 1-8 12.5% 2nd half: 3-8 37.5% Game: 4-16 25.0%  
FT % 1st Half: 6-10 60.0% 2nd half: 8-11 72.7% Game: 14-21 66.7%

Officials: Jim Burr, Larry Scrotto, Bill Ek  
Technical fouls: Iowa-None. Minnesota-None.  
Attendance: 14625  
Sellout

Score by periods	1st	2nd	Total
Iowa	28	31	59
Minnesota	29	33	62

Last FG - IOWA 2nd-02:10, MINN 2nd-00:11.  
Largest lead - IOWA by 4 2nd-08:21, MINN by 12 1st-15:07.

Score tied - 3 times.  
Lead changed - 4 times.

## Game 23 - Wisconsin 74, Iowa 70 (2OT)

Official Basketball Box Score -- Game Totals -- Final Statistics  
Iowa vs Wisconsin  
02/06/13 8pm at Kohl Center, Madison, Wis.

Iowa 70 • 14-9, 3-7

#	Player	Total			3-Ptr			Rebounds			PF	TP	A	TO	Blk	Stl	Min
		FG-FGA	FG-FGA	FT-FTA	FG-FGA	FG-FGA	FT-FTA	Off	Def	Tot							
01	Basabe, Melsahn	f	3-6	0-0	0-0	2	6	8	5	6	0	1	0	0	25		
30	White, Aaron	f	3-10	0-1	7-11	4	1	5	1	13	1	0	0	3	31		
34	Woodbury, Adam	c	1-5	0-0	0-2	5	7	2	2	2	2	1	1	1	20		
04	Marble, Roy Devyn	g	1-10	0-2	0-0	1	3	4	2	2	1	1	0	0	18		
10	Gesell, Mike	g	5-15	1-4	3-4	0	1	1	4	14	4	4	0	2	42		
00	Olaseni, Gabriel	g	2-2	0-0	2-3	1	2	3	2	6	0	0	1	0	11		
02	Oglesby, Josh	g	3-11	0-0	0-0	3	3	1	9	1	0	0	0	0	25		
05	Clemmons, Anthony	g	1-4	0-1	0-0	0	2	2	2	2	2	1	0	0	18		
15	McCabe, Zach	g	3-8	1-4	3-4	1	3	4	2	10	2	1	0	1	27		
25	May, Eric	g	3-3	0-0	0-0	1	6	7	3	6	3	3	0	0	33		
	Team					6	1	7									
	Totals		25-74	5-23	15-22	18	33	51	25	70	16	12	2	7	250		

FG % 1st Half: 11-31 35.5% 2nd half: 10-27 37.0% OT: 4-16 25.0% Game: 25-74 33.8% Deadball Rebounds  
3FG % 1st Half: 3-9 33.3% 2nd half: 1-8 12.5% OT: 1-6 16.7% Game: 5-23 21.7%  
FT % 1st Half: 4-6 66.7% 2nd half: 8-9 88.9% OT: 3-7 42.9% Game: 15-22 68.2%

Wisconsin 74 • 16-7, 7-3

#	Player	Total			3-Ptr			Rebounds			PF	TP	A	TO	Blk	Stl	Min
		FG-FGA	FG-FGA	FT-FTA	FG-FGA	FG-FGA	FT-FTA	Off	Def	Tot							
05	Evans, Ryan	f	5-14	0-0	5-7	1	8	9	3	15	5	3	0	1	40		
31	Bruesewitz, Mike	f	2-8	0-6	0-1	0	7	7	5	4	1	2	1	1	41		
04	Berggren, Jared	f	5-14	0-2	6-8	8	6	14	3	16	1	1	7	1	43		
01	Brust, Ben	g	6-14	3-9	3-4	2	4	6	1	18							

## Game 25 - Iowa 74, Penn State 72

Official Basketball Box Score -- Game Totals -- Final Statistics  
Iowa vs Penn State  
2/14/13 9:00 p.m. at State College, Pa. (Bryce Jordan Center)

Iowa 74 • 16-9, 5-7

#	Player	Total			3-Ptr			Rebounds			PF	TP	A	TO	Blk	Stl	Min
		FG-FGA	FG-FGA	FT-FTA	FG-FGA	FG-FGA	FT-FTA	Off	Def	Tot							
01	Basabe, Melsahn	f	4-8	0-0	3-4	2	4	6	1	11	1	1	4	2	34		
30	White, Aaron	f	2-4	1-3	4-7	0	5	5	1	9	3	2	1	0	28		
34	Woodbury, Adam	c	1-3	0-0	0-0	4	3	7	2	2	0	2	0	1	18		
04	Marble, Roy Devyn	g	6-12	1-5	9-11	1	2	3	4	22	3	2	1	0	31		
10	Gesell, Mike	g	5-8	1-3	2-2	1	2	3	2	13	3	1	0	0	30		
00	Olaseni, Gabriel	g	0-1	0-0	0-0	1	0	1	0	0	0	0	0	0	4		
02	Oglesby, Josh	g	2-8	1-6	0-0	0	1	1	2	5	1	0	0	0	14		
05	Clemmons, Anthony	g	1-2	1-2	0-0	0	2	2	1	3	2	3	0	1	10		
15	McCabe, Zach	g	1-4	0-1	0-0	1	2	3	4	2	1	0	0	0	9		
25	May, Eric	g	2-4	1-1	2-2	1	3	4	2	7	1	2	1	1	22		
	Team					3	2	5									
	Totals		24-54	6-21	20-26	14	26	40	19	74	15	13	7	5	200		

FG % 1st Half: 14-32 43.8% 2nd half: 10-22 45.5% Game: 24-54 44.4% Deadball Rebounds 2  
3FG % 1st Half: 4-14 28.6% 2nd half: 2-7 28.6% Game: 6-21 28.6%  
FT % 1st Half: 6-6 100.0 2nd half: 14-20 70.0% Game: 20-26 76.9%

Penn State 72 • 8-16, 0-12

#	Player	Total			3-Ptr			Rebounds			PF	TP	A	TO	Blk	Stl	Min
		FG-FGA	FG-FGA	FT-FTA	FG-FGA	FG-FGA	FT-FTA	Off	Def	Tot							
21	Borovnjak, Sasa	f	6-8	0-0	2-2	1	2	3	4	14	1	1	0	1	28		
43	Travis, Ross	f	2-7	0-1	0-0	2	2	4	1	4	0	0	1	1	31		
02	Newbill, D.J.	g	11-20	3-5	1-1	2	6	8	2	26	2	1	1	2	38		
11	Marshall, Jermaine	g	3-13	2-4	6-10	1	2	3	2	14	10	2	1	2	39		
20	Colella, Nick	g	1-3	1-3	0-0	0	1	1	4	3	2	0	0	0	18		
10	Taylor, Brandon	g	2-5	1-3	0-0	1	3	4	2	5	2	0	0	1	22		
24	Montminy, Kevin	g	2-2	1-1	0-0	0	0	0	1	5	0	1	0	0	4		
25	Graham, Jon	g	0-3	0-0	0-0	0	1	1	0	0	0	1	0	0	12		
34	Wisniewski, Alan	g	0-0	0-0	1-2	0	0	0	3	1	0	0	1	0	8		
	Team					2	3	5									
	Totals		27-61	8-17	10-15	9	20	29	19	72	17	6	4	7	200		

FG % 1st Half: 14-31 45.2% 2nd half: 13-30 43.3% Game: 27-61 44.3% Deadball Rebounds 4  
3FG % 1st Half: 4-10 40.0% 2nd half: 4-7 57.1% Game: 8-17 47.1%  
FT % 1st Half: 2-2 100.0 2nd half: 8-13 61.5% Game: 10-15 66.7%

Officials: Mike Kitts, Glenn Mayborg, Larry Scirotto  
Technical fouls: Iowa-None. Penn State-None.  
Attendance: 7636  
Flagrant-1 Foul on PSU #21 at 10:36 2nd Half

Score by periods	1st	2nd	Total
Iowa	38	36	74
Penn State	34	38	72

Last FG - IOWA 2nd-03:53, PSU 2nd-00:05.  
Largest lead - IOWA by 12 2nd-10:36, PSU by 6 1st-09:16.

Points In Off 2nd Fast Bench  
IOWA Paint T/O Chance Break 4 17  
PSU 30 18 12 4 11

Score tied - 6 times.  
Lead changed - 8 times.

## Game 26 - Iowa 72, Minnesota 51

Official Basketball Box Score -- Game Totals -- Final Statistics  
Minnesota vs Iowa  
02/17/13 1:05 p.m. at Carver-Hawkeye Arena - Iowa City, IA

Minnesota 51 • 18-8, 6-7

#	Player	Total			3-Ptr			Rebounds			PF	TP	A	TO	Blk	Stl	Min
		FG-FGA	FG-FGA	FT-FTA	FG-FGA	FG-FGA	FT-FTA	Off	Def	Tot							
32	Mbakve, Trevor	f	4-8	0-0	5-10	2	4	6	2	13	1	1	0	0	31		
03	Williams, Rodney	f	0-0	0-0	0-0	0	1	1	1	0	1	2	1	0	10		
01	Hollins, Andre	g	1-8	1-5	0-0	1	3	4	3	1	1	0	1	19			
11	Coleman, Joe	g	3-8	0-1	0-0	3	2	5	2	6	0	3	0	2	27		
20	Hollins, Austin	g	4-7	1-2	5-5	0	0	0	14	1	4	0	0	31			
00	Welch, Julian	g	0-2	0-1	0-0	0	1	1	1	0	0	0	0	1	7		
10	Osenieks, Oto	g	1-5	0-2	1-2	2	2	4	1	3	3	3	0	1	20		
13	Ahanmisi, Maverick	g	2-3	1-2	0-1	0	0	0	2	5	0	2	0	2	16		
15	Walker, Maurice	g	1-4	0-0	1-2	2	1	3	2	3	0	0	0	0	7		
30	Ingram, Andre	g	0-0	0-0	0-0	1	0	1	1	0	0	0	0	0	4		
55	Eliason, Elliott	g	1-2	0-1	2-3	1	3	4	3	4	4	1	4	0	28		
	Team					1	1	2									
	Totals		17-47	3-14	14-23	13	18	31	19	51	11	17	5	7	200		

FG % 1st Half: 9-22 40.9% 2nd half: 8-25 32.0% Game: 17-47 36.2% Deadball Rebounds 4  
3FG % 1st Half: 2-8 25.0% 2nd half: 1-6 16.7% Game: 3-14 21.4%  
FT % 1st Half: 9-12 75.0% 2nd half: 5-11 45.5% Game: 14-23 60.9%

Iowa 72 • 17-9, 6-7

#	Player	Total			3-Ptr			Rebounds			PF	TP	A	TO	Blk	Stl	Min
		FG-FGA	FG-FGA	FT-FTA	FG-FGA	FG-FGA	FT-FTA	Off	Def	Tot							
01	Basabe, Melsahn	f	2-3	0-0	0-0	1	2	3	3	4	1	0	1	1	22		
04	Marble, Roy Devyn	f	3-9	2-4	7-8	1	3	4	1	15	2	4	0	3	36		
30	White, Aaron	f	4-6	0-0	7-9	0	4	4	0	15	2	1	3	0	31		
34	Woodbury, Adam	c	2-3	0-0	0-2	2	1	3	4	4	0	1	0	0	9		
10	Gesell, Mike	g	5-10	1-1	0-0	0	0	0	1	11	1	0	1	4	30		
00	Olaseni, Gabriel	g	0-0	0-0	0-0	1	1	2	2	0	0	2	0	0	8		
02	Oglesby, Josh	g	0-0	0-0	0-0	0	0	0	0	0	0	0	0	0	8		
05	Clemmons, Anthony	g	0-2	0-0	0-0	0	0	0	1	4	1	2	1	0	9		
11	Rickett, Christopher	g	0-0	0-0	0-0	0	0	0	0	0	0	0	0	0	1		
13	Denning, Kyle	g	0-0	0-0	0-0	0	0	0	0	0	0	0	0	0	1		
15	McCabe, Zach	g	1-4	1-3	7-7	0	5	5	2	10	1	2	0	2	17		
24	Ingram, Pat	g	0-0	0-0	1-2	0	0	0	0	1	0	0	0	0	2		
25	May, Eric	g	3-5	1-1	3-3	2	5	7	4	10	1	0	0	2	24		
25	Stokes, Darius	g	1-1	0-0	0-0	1	0	1	0	2	0	0	0	0	2		
	Team					0	1	1									
	Totals		21-43	5-9	25-31	8	22	30	18	72	9	12	6	12	200		

FG % 1st Half: 10-25 40.0% 2nd half: 11-18 61.1% Game: 21-43 48.8% Deadball Rebounds 2  
3FG % 1st Half: 3-7 42.9% 2nd half: 2-2 100.0% Game: 5-9 55.6%  
FT % 1st Half: 11-13 84.6% 2nd half: 14-18 77.8% Game: 25-31 80.6%

Officials: Pat Driscoll, Tim Clougherty, Steve McClunkins  
Technical fouls: Minnesota-None. Iowa-None.  
Attendance: 15400

Score by periods	1st	2nd	Total
Minnesota	29	22	51
Iowa	34	38	72

Last FG - MINN 2nd-00:21, IOWA 2nd-00:41.  
Largest lead - MINN by 16 1st-12:57, IOWA by 23 2nd-00:34.

Points In Off 2nd Fast Bench  
MINN Paint T/O Chance Break 4 15  
IOWA 24 15 10 6 23

Score tied - 1 time.  
Lead changed - 1 time.

## Game 27 - Nebraska 64, Iowa 60

Official Basketball Box Score -- Game Totals -- Final Statistics  
Iowa vs Nebraska  
02/23/13 1:05 p.m. at Devaney Center (Lincoln, Neb.)

Iowa 60 • 17-10, 6-8

#	Player	Total			3-Ptr			Rebounds			PF	TP	A	TO	Blk	Stl	Min
		FG-FGA	FG-FGA	FT-FTA	FG-FGA	FG-FGA	FT-FTA	Off	Def	Tot							
01	Basabe, Melsahn	f	1-4	0-0	0-0	1	1	2	1	2	0	0	1	0	18		
30	White, Aaron	f	3-6	1-2	8-10	3	10	13	1	15	1	4	0	0	33		
34	Woodbury, Adam	c	0-0	0-0	0-1	1	2	3	0	0	0	1	0	0	9		
04	Marble, Roy Devyn	g	7-14	2-4	2-2	0	1	1	2	18	0	2	0	1	32		
10	Gesell, Mike	g	3-10	0-1	0-0	2	3	5	2	6	6	2	1	1	30		
00	Olaseni, Gabriel	g	2-4	0-0	0-0	1	0	1	0	4	0	1	0	0	7		
02	Oglesby, Josh	g	0-5	0-3	0-0	0	4	4	0	4	0	1	0	0	14		
05	Clemmons, Anthony	g	1-4	0-0	1-1	0	1	1	2	3	0	1	0	0	10		
15	McCabe, Zach	g	0-4	0-2	2-2	3	3	6	3	2	2	1	0	1	23		
25	May, Eric	g	4-6	2-3	0-0	1	2	3	0	10	1	1	1	3	24		
	Team					0	0	0									
	Totals		21-57	5-15	13-15	12	26	38	14	60	11	12	4	7	200		

FG % 1st Half: 14-32 43.8% 2nd half: 7-25 28.0% Game: 21-57 36.8% Deadball Rebounds 1  
3FG % 1st Half: 4-7 57.1% 2nd half: 1-8 12.5% Game: 5-15 33.3%  
FT % 1st Half: 9-9 100.0 2nd half: 4-6 66.7% Game: 13-15 86.7%

Nebraska 64 • 13-14, 4-10

#	Player	Total			3-Ptr			Rebounds			PF	TP	A	TO	Blk	Stl	Min
		FG-FGA	FG-FGA	FT-FTA	FG-FGA	FG-FGA	FT-FTA	Off	Def	Tot							
02																	

## Game 29 - #1 Indiana 73, Iowa 60

Official Basketball Box Score -- Game Totals -- Final Statistics  
Iowa vs Indiana  
03/02/13 7:36pm at Bloomington, Ind. (Assembly Hall)

Iowa 60 • 18-11, 7-9

#	Player	Total		3-Ptr		Rebounds			PF	TP	A	TO	Blk	Stl	Min	
		FG-FGA	FG-FGA	FT-FTA	Off	Def	Tot									
01	Basabe, Melsahn	f	3-6	0-0	0-3	2	3	5	4	6	0	2	1	0	18	
30	White, Aaron	f	4-9	0-2	6-8	3	4	7	3	14	1	6	1	4	33	
34	Woodbury, Adam	c	2-5	0-0	0-0	1	2	3	4	4	1	3	0	0	17	
02	Oglesby, Josh	g	0-4	0-3	2-2	0	1	1	0	2	3	1	0	0	27	
04	Marble, Roy Devyn	g	7-15	1-4	5-6	2	4	6	3	20	2	2	1	1	34	
00	Olaseni, Gabriel		1-1	0-0	0-1	0	2	2	4	2	0	1	1	0	17	
05	Clemmons, Anthony		0-5	0-1	0-0	1	0	1	2	0	2	2	1	1	19	
15	McCabe, Zach		0-1	0-1	0-0	0	2	2	4	0	0	1	0	0	3	
24	Ingram, Pat		0-0	0-0	0-0	0	0	0	1	0	0	0	0	0	2	
25	May, Eric		4-9	0-2	4-4	4	3	7	2	12	0	0	0	1	30	
Team						4	0	4			1					
Totals			21-55	1-13	17-24	17	21	38	27	60	9	19	5	7	200	
FG % 1st Half:		7-24	29.2%	2nd half:		14-31	45.2%	Game:		21-55	38.2%					
3FG % 1st Half:		0-5	0.0%	2nd half:		1-8	12.5%	Game:		1-13	7.7%					
FT % 1st Half:		0-3	0.0%	2nd half:		17-21	81.0%	Game:		17-24	70.8%					

Indiana 73 • 25-4, 13-3

#	Player	Total		3-Ptr		Rebounds			PF	TP	A	TO	Blk	Stl	Min	
		FG-FGA	FG-FGA	FT-FTA	Off	Def	Tot									
02	Watford, Christian	f	0-8	0-2	5-7	2	3	5	3	5	0	0	1	2	28	
40	Zeller, Cody	f	7-13	0-0	8-13	5	5	10	4	22	1	3	3	2	35	
01	Hulls, Jordan	g	0-7	0-4	2-2	1	0	1	3	2	1	3	0	1	33	
04	Marble, Roy Devyn	g	5-12	1-3	10-10	1	5	6	2	21	4	3	0	1	34	
25	May, Eric	g	1-3	0-1	0-0	0	4	4	2	2	2	2	1	0	26	
00	Olaseni, Gabriel		1-2	0-0	0-0	0	2	2	2	2	0	0	7	0	19	
02	Oglesby, Josh		3-9	2-7	2-2	0	2	2	2	10	0	1	1	0	24	
05	Clemmons, Anthony		2-5	1-2	0-0	0	3	3	4	5	2	3	0	0	15	
15	McCabe, Zach		1-3	0-1	1-2	1	4	5	0	3	3	1	0	0	18	
Team						2	2	4								
Totals			21-54	2-14	29-42	15	22	37	25	73	10	12	6	11	200	
FG % 1st Half:		8-28	28.6%	2nd half:		13-26	50.0%	Game:		21-54	38.9%					
3FG % 1st Half:		0-9	0.0%	2nd half:		2-5	40.0%	Game:		2-14	14.3%					
FT % 1st Half:		10-17	58.8%	2nd half:		19-25	76.0%	Game:		29-42	69.0%					

Officials: Brian Dorsey, Mike Sanzere, Mark Whitehead  
Technical fouls: Iowa-TEAM. Indiana-None.  
Attendance: 17472

Score by periods	1st	2nd	Total
Iowa	14	46	60
Indiana	26	47	73

Last FG - IOWA 2nd-00:01, IND 2nd-00:08.  
Largest lead - IOWA by 2 1st-18:48, IND by 18 2nd-10:48.

	In	Off	2nd	Fast	Bench
Points	32	8	8	8	14
IOWA	36	19	16	10	15
IND					

Score tied - 1 time.  
Lead changed - 1 time.

## Game 30 - Iowa 63, Illinois 55

Official Basketball Box Score -- Game Totals -- Final Statistics  
Illinois vs Iowa  
03/05/13 6:05 p.m. at Carver-Hawkeye Arena - Iowa City, IA

Illinois 55 • 21-10, 8-9

#	Player	Total		3-Ptr		Rebounds			PF	TP	A	TO	Blk	Stl	Min	
		FG-FGA	FG-FGA	FT-FTA	Off	Def	Tot									
00	McLaurin, Sam	f	1-2	0-0	1-2	3	1	4	1	3	0	1	0	0	19	
32	Egwu, Nnanna	c	3-6	0-1	0-2	5	2	7	1	6	0	0	2	0	26	
01	Richardson, D.J.	g	4-15	3-9	2-2	3	1	4	4	13	1	1	0	2	37	
03	Paul, Brandon	g	6-15	3-9	3-4	0	9	9	2	18	3	2	0	2	34	
13	Abrams, Tracy	g	1-9	0-4	4-7	0	2	2	4	6	4	2	0	3	33	
02	Bertrand, Joseph		1-4	1-1	0-0	0	3	3	3	3	0	4	0	1	17	
20	Henry, Myke		0-4	0-2	0-0	0	3	3	0	0	0	1	0	0	7	
42	Griffey, Tyler		2-8	2-3	0-0	2	3	5	4	6	0	0	2	1	27	
Team						2	0	2			1					
Totals			18-63	9-29	10-17	15	24	39	19	55	8	12	4	9	200	
FG % 1st Half:		9-34	26.5%	2nd half:		9-29	31.0%	Game:		18-63	28.6%					
3FG % 1st Half:		3-15	20.0%	2nd half:		6-14	42.9%	Game:		9-29	31.0%					
FT % 1st Half:		7-11	63.6%	2nd half:		3-6	50.0%	Game:		10-17	58.8%					

Iowa 63 • 19-11, 8-9

#	Player	Total		3-Ptr		Rebounds			PF	TP	A	TO	Blk	Stl	Min	
		FG-FGA	FG-FGA	FT-FTA	Off	Def	Tot									
01	Basabe, Melsahn	f	2-4	0-0	1-2	1	2	3	1	5	1	0	0	1	16	
30	White, Aaron	f	2-9	1-4	2-4	2	3	5	1	7	2	3	2	3	31	
34	Woodbury, Adam	c	4-7	0-0	0-0	2	3	5	1	8	1	0	2	0	17	
04	Marble, Roy Devyn	g	5-12	1-3	10-10	1	5	6	2	21	4	3	0	1	34	
25	May, Eric	g	1-3	0-1	0-0	0	4	4	2	2	2	2	1	0	26	
00	Olaseni, Gabriel		1-2	0-0	0-0	0	2	2	2	2	0	0	7	0	19	
02	Oglesby, Josh		3-9	2-7	2-2	0	2	2	2	10	0	1	1	0	24	
05	Clemmons, Anthony		2-5	1-2	0-0	0	3	3	4	5	2	3	0	0	15	
15	McCabe, Zach		1-3	0-1	1-2	1	4	5	0	3	3	1	0	0	18	
Team						2	6	8								
Totals			21-54	5-18	16-20	9	34	43	15	63	15	13	13	5	200	
FG % 1st Half:		14-29	48.3%	2nd half:		7-25	28.0%	Game:		21-54	38.9%					
3FG % 1st Half:		2-10	20.0%	2nd half:		3-8	37.5%	Game:		5-18	27.8%					
FT % 1st Half:		1-2	50.0%	2nd half:		15-18	83.3%	Game:		16-20	80.0%					

Officials: Mike Kitts, Ed Hightower, Bo Boroski  
Technical fouls: Illinois-None. Iowa-None.  
Attendance: 14566

Score by periods	1st	2nd	Total
Illinois	28	27	55
Iowa	31	32	63

Last FG - ILL 2nd-00:00, IOWA 2nd-01:39.  
Largest lead - ILL by 1 1st-01:12, IOWA by 11 1st-08:40.

	In	Off	2nd	Fast	Bench
Points	12	7	8	4	9
ILL	28	6	9	0	20
IOWA					

Score tied - 2 times.  
Lead changed - 2 times.

# 2012-13 HAWKEYE HEADSHOTS



**#0**  
**GABRIEL OLASENI**  
C, 6-10, 229, So.



**#1**  
**MELSAHN BASABE**  
F, 6-7, 221, Jr.



**#2**  
**JOSH OGLESBY**  
G, 6-5, 202, So.



**#4**  
**ROY DEVYN MARBLE**  
G/F, 6-6, 194, Jr.



**#5**  
**ANTHONY CLEMMONS**  
G, 6-1, 192, Fr.



**#10**  
**MIKE GESELL**  
G, 6-1, 185, Fr.



**#11**  
**CHRIS RICKERT**  
G, 6-3, 180, Sr.



**#13**  
**KYLE DENNING**  
G, 6-2, 165, So.



**#15**  
**ZACH McCABE**  
F, 6-7, 235, Jr.



**#20**  
**JARROD UTHOFF**  
F, 6-8, 200, Fr-RS.



**#24**  
**PATRICK INGRAM**  
G, 6-2, 211, Fr.



**#25**  
**ERIC MAY**  
G/F, 6-5, 219, Sr.



**#30**  
**AARON WHITE**  
F, 6-8, 218, So.



**#34**  
**ADAM WOODBURY**  
C, 7-1, 235, Fr.



**#35**  
**DARIUS STOKES**  
F, 6-7, 203, So.



**#35**  
**KYLE MEYER**  
F, 6-10, 222, Fr.



**FRAN MCCAFFERY**  
Head Coach



**KIRK SPERAW**  
Assistant Coach



**SHERMAN DILLARD**  
Assistant Coach



**ANDREW FRANCIS**  
Assistant Coach



**IOWA HAWKEYE BASKETBALL**  
**Iowa Combined Team Statistics (as of Mar 06, 2013)**  
**Conference games**

<b>RECORD:</b>	<b>OVERALL</b>	<b>HOME</b>	<b>AWAY</b>	<b>NEUTRAL</b>
ALL GAMES	8-9	6-2	2-7	0-0
CONFERENCE	8-9	6-2	2-7	0-0
NON-CONFERENCE	0-0	0-0	0-0	0-0

##	Player	gp-gs	min	avg	Total		3-Point		F-Throw		Rebounds				pf	dq	a	to	blk	stl	pts	avg
					fg-fga	fg%	3fg-fga	3fg%	ft-fga	ft%	off	def	tot	avg								
04	Marble, Roy Devyn	16-16	475	29.7	63-171	.368	16-57	.281	72-84	.857	14	47	61	3.8	25	0	43	31	2	14	214	13.4
30	White, Aaron	17-17	514	30.2	64-141	.454	8-26	.308	90-129	.698	39	62	101	5.9	25	0	25	31	13	21	226	13.3
10	Gesell, Mike	14-14	416	29.7	48-128	.375	13-42	.310	11-17	.647	8	31	39	2.8	34	0	35	24	7	15	120	8.6
01	Basabe, Melsahn	17-10	339	19.9	46-87	.529	0-0	.000	26-40	.650	23	54	77	4.5	36	1	6	12	16	10	118	6.9
15	McCabe, Zach	17-0	283	16.6	30-77	.390	11-39	.282	24-32	.750	13	43	56	3.3	43	0	20	17	2	18	95	5.6
25	May, Eric	17-2	375	22.1	36-71	.507	7-17	.412	14-16	.875	22	47	69	4.1	28	0	25	13	6	15	93	5.5
02	Oglesby, Josh	17-2	296	17.4	24-100	.240	18-77	.234	10-12	.833	1	29	30	1.8	8	0	23	9	1	6	76	4.5
05	Clemmons, Anthony	17-7	294	17.3	23-77	.299	6-24	.250	23-26	.885	6	23	29	1.7	35	0	47	32	6	12	75	4.4
34	Woodbury, Adam	17-17	257	15.1	25-69	.362	0-0	.000	6-14	.429	30	48	78	4.6	48	1	8	20	10	7	56	3.3
00	Olaseni, Gabriel	17-0	178	10.5	15-30	.500	0-0	.000	8-16	.500	15	19	34	2.0	22	0	1	8	12	2	38	2.2
24	Ingram, Pat	8-0	37	4.6	2-5	.400	0-0	.000	2-4	.500	1	4	5	0.6	6	0	1	2	0	0	6	0.8
35	Stokes, Darius	3-0	5	1.7	1-1	1.000	0-0	.000	0-0	.000	1	2	3	1.0	0	0	0	0	0	0	2	0.7
13	Denning, Kyle	3-0	3	1.0	0-0	.000	0-0	.000	0-0	.000	0	0	0	0.0	0	0	0	0	0	1	0	0.0
11	Rickert, Christopher	3-0	3	1.0	0-2	.000	0-0	.000	0-0	.000	0	0	0	0.0	0	0	0	0	0	0	0	0.0
Team																						
Total.....		17	3475		377-959	.393	79-282	.280	286-390	.733	211	433	644	37.9	311	2	234	203	75	121	1119	65.8
Opponents.....		17	3475		394-977	.403	91-310	.294	223-331	.674	201	422	623	36.6	322	6	216	206	73	108	1102	64.8

<b>TEAM STATISTICS</b>	<b>IOWA</b>	<b>OPP</b>	<b>Date</b>	<b>Opponent</b>	<b>Score</b>	<b>Att.</b>
SCORING	1119	1102	* 12/31/12	INDIANA	L 65-69	15400
Points per game	65.8	64.8	* 01/06/13	at Michigan	L 67-95	12693
Scoring margin	+1.0	-	* 01/10/13	MICHIGAN STATE	L 59-62	12872
FIELD GOALS-ATT	377-959	394-977	* 01/13/13	at Northwestern	W 70-50	6805
Field goal pct	.393	.403	* 01/19/13	WISCONSIN	W 70-66	15400
3 POINT FG-ATT	79-282	91-310	* 01/22/13	at Ohio State	L 63-72	16040
3-point FG pct	.280	.294	* 01/27/13	at Purdue	Lot 62-65	13671
3-pt FG made per game	4.6	5.4	* 01/31/13	PENN STATE	W 76-67	13369
FREE THROWS-ATT	286-390	223-331	* 02/03/13	at Minnesota	L 59-62	14625
Free throw pct	.733	.674	* 02/06/13	at Wisconsin	Lo2 70-74	17121
F-Throws made per game	16.8	13.1	* 02/09/13	NORTHWESTERN	W 71-57	15267
REBOUNDS	644	623	* 02/14/13	at Penn State	W 74-72	7636
Rebounds per game	37.9	36.6	* 02/17/13	MINNESOTA	W 72-51	15400
Rebounding margin	+1.2	-	* 02/23/13	at Nebraska	L 60-64	12334
ASSISTS	234	216	* 02/27/13	PURDUE	W 58-48	11787
Assists per game	13.8	12.7	* 03/02/13	at Indiana	L 60-73	17472
TURNOVERS	203	206	* 03/05/13	ILLINOIS	W 63-55	14566
Turnovers per game	11.9	12.1				
Turnover margin	+0.2	-				
Assist/turnover ratio	1.2	1.0				
STEALS	121	108				
Steals per game	7.1	6.4				
BLOCKS	75	73				
Blocks per game	4.4	4.3				
ATTENDANCE	114061	118397				
Home games-Avg/Game	8-14258	9-13155				
Neutral site-Avg/Game	-	0-0				

^ = Cancun Challenge - Cancun, Mexico  
# = Hy-Vee Big Four Classic - Des Moines, Iowa  
\* = Conference game

<b>Score by Periods</b>	<b>1st</b>	<b>2nd</b>	<b>OT</b>	<b>OT2</b>	<b>Totals</b>
Iowa	486	613	12	8	1119
Opponents	458	617	15	12	1102

**IOWA HAWKEYE BASKETBALL**  
**Iowa Combined Team Statistics (as of Mar 06, 2013)**  
**All games**

<b>RECORD:</b>	<b>OVERALL</b>	<b>HOME</b>	<b>AWAY</b>	<b>NEUTRAL</b>
ALL GAMES	19-11	15-2	2-8	2-1
CONFERENCE	8-9	6-2	2-7	0-0
NON-CONFERENCE	11-2	9-0	0-1	2-1

##	Player	gp-gs	min	avg	Total		3-Point		F-Throw		Rebounds				pf	dq	a	to	blk	stl	pts	avg
					fg-fga	fg%	3fg-fga	3fg%	ft-fa	ft%	off	def	tot	avg								
04	Marble, Roy Devyn	29-29	877	30.2	132-323	.409	36-108	.333	118-144	.819	25	90	115	4.0	42	0	81	60	6	26	418	14.4
30	White, Aaron	30-30	857	28.6	117-240	.488	12-48	.250	157-216	.727	70	115	185	6.2	46	0	42	47	21	35	403	13.4
10	Gesell, Mike	27-27	742	27.5	88-224	.393	28-87	.322	38-51	.745	13	66	79	2.9	56	0	79	53	9	33	242	9.0
01	Basabe, Melsahn	30-10	547	18.2	77-152	.507	0-0	.000	54-80	.675	45	89	134	4.5	52	1	13	33	34	15	208	6.9
15	McCabe, Zach	30-7	483	16.1	56-151	.371	23-78	.295	34-46	.739	31	79	110	3.7	75	1	33	31	5	27	169	5.6
25	May, Eric	30-2	597	19.9	54-114	.474	8-24	.333	33-42	.786	38	75	113	3.8	47	0	46	22	7	25	149	5.0
02	Oglesby, Josh	29-2	488	16.8	45-166	.271	35-134	.261	17-22	.773	4	42	46	1.6	15	0	33	18	3	10	142	4.9
34	Woodbury, Adam	30-30	479	16.0	61-128	.477	0-0	.000	20-41	.488	55	91	146	4.9	73	1	15	35	21	12	142	4.7
05	Clemmons, Anthony	30-13	519	17.3	43-123	.350	13-40	.325	30-42	.714	11	40	51	1.7	59	1	96	49	7	18	129	4.3
00	Olaseni, Gabriel	29-0	296	10.2	29-56	.518	0-0	.000	22-30	.733	34	46	80	2.8	39	0	3	12	30	7	80	2.8
24	Ingram, Pat	16-0	115	7.2	6-14	.429	0-2	.000	5-12	.417	2	10	12	0.8	10	0	9	9	0	2	17	1.1
35	Stokes, Darius	9-0	36	4.0	3-9	.333	0-3	.000	2-5	.400	4	11	15	1.7	3	0	1	6	1	0	8	0.9
11	Rickert, Christopher	9-0	18	2.0	3-6	.500	0-0	.000	0-2	.000	1	5	6	0.7	1	0	1	0	0	0	6	0.7
13	Denning, Kyle	9-0	21	2.3	2-4	.500	2-4	.500	0-0	.000	1	0	1	0.1	1	0	2	2	0	1	6	0.7
Team											57	35	92		1		6					
Total.....		30	6075		716-1710	.419	157-528	.297	530-733	.723	391	794	1185	39.5	520	4	454	383	144	211	2119	70.6
Opponents.....		30	6075		678-1750	.387	165-576	.286	376-538	.699	357	703	1060	35.3	602	11	343	401	118	217	1897	63.2

<b>TEAM STATISTICS</b>	<b>IOWA</b>	<b>OPP</b>	<b>Date</b>	<b>Opponent</b>	<b>Score</b>	<b>Att.</b>
SCORING	2119	1897	11/09/12	UTPA	w 86-55	14859
Points per game	70.6	63.2	11/12/12	CENTRAL MICHIGAN	w 73-61	10578
Scoring margin	+7.4	-	11/15/12	HOWARD	w 66-36	10704
FIELD GOALS-ATT	716-1710	678-1750	11/17/12	GARDNER-WEBB	w 65-56	11852
Field goal pct	.419	.387	^ 11/20/12	vs Western Kentucky	w 63-55	902
3 POINT FG-ATT	157-528	165-576	^ 11/21/12	vs Wichita State	L 63-75	902
3-point FG pct	.297	.286	11/27/12	at Virginia Tech	L 79-95	5647
3-pt FG made per game	5.2	5.5	12/01/12	A&M-CORPUS CHRISTI	w 88-59	12628
FREE THROWS-ATT	530-733	376-538	12/04/12	SOUTH DAKOTA	w 87-63	11269
Free throw pct	.723	.699	12/07/12	IOWA STATE	w 80-71	15127
F-Throws made per game	17.7	12.5	# 12/15/12	vs UNI	w 80-73	13180
REBOUNDS	1185	1060	12/19/12	SOUTH CAROLINA STATE	w 90-46	12158
Rebounds per game	39.5	35.3	12/22/12	COPPIN STATE	w 80-50	13060
Rebounding margin	+4.2	-	* 12/31/12	INDIANA	L 65-69	15400
ASSISTS	454	343	* 01/06/13	at Michigan	L 67-95	12693
Assists per game	15.1	11.4	* 01/10/13	MICHIGAN STATE	L 59-62	12872
TURNOVERS	383	401	* 01/13/13	at Northwestern	w 70-50	6805
Turnovers per game	12.8	13.4	* 01/19/13	WISCONSIN	w 70-66	15400
Turnover margin	+0.6	-	* 01/22/13	at Ohio State	L 63-72	16040
Assist/turnover ratio	1.2	0.9	* 01/27/13	at Purdue	Lot 62-65	13671
STEALS	211	217	* 01/31/13	PENN STATE	w 76-67	13369
Steals per game	7.0	7.2	* 02/03/13	at Minnesota	L 59-62	14625
BLOCKS	144	118	* 02/06/13	at Wisconsin	Lo2 70-74	17121
Blocks per game	4.8	3.9	* 02/09/13	NORTHWESTERN	w 71-57	15267
ATTENDANCE	226296	139028	* 02/14/13	at Penn State	w 74-72	7636
Home games-Avg/Game	17-13312	10-12404	* 02/17/13	MINNESOTA	w 72-51	15400
Neutral site-Avg/Game	-	3-4995	* 02/23/13	at Nebraska	L 60-64	12334
			* 02/27/13	PURDUE	w 58-48	11787
			* 03/02/13	at Indiana	L 60-73	17472
			* 03/05/13	ILLINOIS	w 63-55	14566
<b>Score by Periods</b>	<b>1st</b>	<b>2nd</b>	<b>OT</b>	<b>OT2</b>	<b>Totals</b>	
Iowa	968	1131	12	8	2119	
Opponents	820	1050	15	12	1897	

^ = Cancun Challenge - Cancun, Mexico  
# = Hy-Vee Big Four Classic - Des Moines, Iowa  
\* = Conference game