

# 2012-13 IOWA HAWKEYE BASKETBALL GAME NOTES



**3 Final Fours**  
**8 Big Ten Championships**  
**2 Big Ten Tournament Titles**

**GAME 23 // IOWA (14-8, 3-6) at WISCONSIN (15-7, 6-3)**  
**Wednesday, Feb. 6, 2013 • 8:06 p.m. (CT)**  
**Madison, Wisconsin • Kohl Center (17,249)**  
**Radio:** Hawkeye Radio Network; Sirius 94 and XM 190  
**Radio Talent:** Gary Dolphin (pxp), Bob Hansen (analyst)  
**TV:** BTN (BTN2GO)  
**TV Talent:** Brian Anderson and Mike Kelley  
**Live Stats / Audio:** [hawkeyesports.com](http://hawkeyesports.com)

**Iowa Athletic Communications**

5300 Carver-Hawkeye Arena, Iowa City, IA 52242  
 Phone: 319-335-9411 • Fax: 319-335-9417  
[hawkeyesports.com](http://hawkeyesports.com) • [hawkeyebasketball.com](http://hawkeyebasketball.com)

**MBB CONTACT: MATTHEW WEITZEL**  
 office: 319-335-6590 • cell: 319-430-8176  
 email: [matthew-weitzel@hawkeyesports.com](mailto:matthew-weitzel@hawkeyesports.com)  
 Twitter: @BigWeitz

**2012-13 Schedule / Results**  
**14-8 Overall, 3-6 Big Ten**

Nov. 9	UT-Pan American	W, 86-55
Nov. 12	Central Michigan	W, 73-61
Nov. 15	Howard #	W, 66-36
Nov. 17	Gardner-Webb #	W, 65-56
Nov. 20	vs. Western Kentucky ^	W, 63-55
Nov. 21	vs. Wichita State ^	L, 63-75
Nov. 27	at Virginia Tech %	L, 79-95
Dec. 1	Texas A&M-Corpus Christi	W, 88-59
Dec. 4	South Dakota	W, 87-63
Dec. 7	Iowa State +	W, 80-71
Dec. 15	vs. Northern Iowa *	W, 80-73
Dec. 19	South Carolina State	W, 90-46
Dec. 22	Coppin State	W, 80-50
Dec. 31	#5 Indiana	L, 65-69
Jan. 6	at #2 Michigan	L, 67-95
Jan. 10	#18 Michigan State	L, 59-62
Jan. 13	at Northwestern	W, 70-50
Jan. 19	Wisconsin	W, 70-66
Jan. 22	at #14 Ohio State	L, 63-72
Jan. 27	at Purdue	L, 62-65 (OT)
Jan. 31	Penn State	W, 76-67
Feb. 3	at #23 Minnesota	L, 59-62
<b>Feb. 6</b>	<b>at Wisconsin</b>	<b>8:06 p.m.</b>
Feb. 9	Northwestern	3:36 p.m.
Feb. 14	at Penn State	8 p.m.
Feb. 17	Minnesota	1:06 p.m.
Feb. 21	at Nebraska	8 p.m.
Feb. 27	Purdue	7:36 p.m.
March 2	at Indiana	6:36 p.m.
March 5	Illinois	6:06 p.m.
March 9	Nebraska	1:21 p.m.
March 14	at Big Ten Tournament	TBD
March 15	at Big Ten Tournament	TBD
March 16	at Big Ten Tournament	TBD
March 17	at Big Ten Tournament	TBD

*all times listed are Central*

# -- Cancun Challenge Preliminary Games  
 % -- ACC / Big Ten Challenge  
 + -- Iowa Corn Cy-Hawk Series  
 ^ -- Cancun Challenge - Cancun, Mexico  
 \* -- Hy-Vee Big 4 Classic - Des Moines, Iowa

**Pronunciation Guide**

Kirk Speraw..... SPEAR-awe  
 Melsahn Basabe..... Bah-SAAB-ee  
 Mike Gesell..... GAH-zelle  
 Josh Oglesby..... Oh-gulls-BEE  
 Gabriel Olaseni..... Oh-lah-SHANE-ee



**IOWA HAWKEYES**

**2012-13 Record:** 14-8  
**Big Ten Record:** 3-5  
**Head Coach:** Fran McCaffery  
**Career Record:** 294-222 (17th year)  
**Iowa Record:** 43-45 (3rd year)

**STATISTICAL LEADERS**  
**Points:** Aaron White (13.9)  
**Rebounds:** Aaron White (6.0)  
**Assists:** Anthony Clemmons (3.8)  
**Steals:** Mike Gesell (1.2)  
**Blocks:** Melsahn Basabe (1.1)

**GAME INFORMATION**

**Date:** Wednesday, Feb. 6, 2013  
**Tip-off:** 8:06 p.m. (CT)  
**Location:** Madison, Wisconsin  
**Arena:** Kohl Center (17,249)  
**Online:** BTN (BTN2GO)  
**Radio:** Sirius 94 & XM 190  
 WMT-AM 600 (Cedar Rapids)  
 WHO-AM 1040 (Des Moines)  
 KXIC-AM 800 (Iowa City)

**SERIES**  
**Series:** Iowa leads, 79-77  
**at Madison:** Wisconsin leads, 49-28  
**Last Meeting:** Jan. 19, 2013 (UI, 70-66)  
**McCaffery vs. Wisconsin:** 3-2  
**Ryan vs. Iowa:** 14-8

**MULTIMEDIA**  
**Audio / Live Stats:** [hawkeyesports.com](http://hawkeyesports.com)  
**Twitter Updates:** @IowaHoops



**WISCONSIN BADGERS**







**2012-13 Record:** 15-7  
**Big Ten Record:** 6-3  
**Head Coach:** Bo Ryan  
**Career Record:** 665-211 (29th year)  
**Wisc Record:** 282-111 (12th year)

**STATISTICAL LEADERS**  
**Points:** Jared Berggren (11.6)  
**Rebounds:** Ryan Evans (7.6)  
**Assists:** Ben Brust (2.8)  
**Steals:** Ben Brust (1.0)  
**Blocks:** Jared Berggren (1.7)

**Game #23 Storylines**

- Wednesday concludes a stretch of playing 4-of-5 and 5-of-7 on the road for the Hawkeyes.
- Five of UI's six Big Ten losses have come by margins of nine points or less, including three by three points. Iowa has one victory by seven points or less this season (70-66 over Wisconsin).
- Iowa won for only the second time since 2000 a year ago in Madison with a 72-65 win at the Kohl Center. The Hawkeyes held the Badgers to 11 percent (3-of-28) shooting from distance.
- Iowa will be gunning for its first four-game win streak over Wisconsin since 1986-89 when it won six straight over the Badgers.
- Iowa is 13-3 when shooting 40 percent or better from the field.
- Aaron White is one of only three Big Ten players to average 13.9 points and six rebounds or more. The other two being Cody Zeller of Indiana and Deshaun Thomas of Ohio State.
- The Hawkeyes are 8-1 when Aaron White scores 16 points or more.
- Iowa is 16-2 when scoring 80 points or more, the last three seasons. The Hawkeyes are 22-0 when holding opponents to fewer than 60 points, the last three years.
- Melsahn Basabe is averaging 9.7 points and seven rebounds in the last three games. He earned his first start of the season a week ago vs. Penn State (Jan. 31).

**Iowa Projected Starting Lineup**

 <b>G • 10 • Mike Gesell</b> 6-1 • 185 • Fr. • South Sioux City, NE <table border="1"> <tr><th>PTS</th><th>AST</th><th>FG%</th><th>FT%</th></tr> <tr><td>8.9</td><td>2.9</td><td>.390</td><td>.733</td></tr> </table>	PTS	AST	FG%	FT%	8.9	2.9	.390	.733	 <b>F • 30 • Aaron White</b> 6-8 • 219 • So. • Strongsville, OH <table border="1"> <tr><th>PTS</th><th>REB</th><th>FG%</th><th>FT%</th></tr> <tr><td>13.9</td><td>6.0</td><td>.519</td><td>.728</td></tr> </table>	PTS	REB	FG%	FT%	13.9	6.0	.519	.728
PTS	AST	FG%	FT%														
8.9	2.9	.390	.733														
PTS	REB	FG%	FT%														
13.9	6.0	.519	.728														
 <b>G • 4 • Roy Devyn Marble</b> 6-6 • 194 • Jr. • Southfield, MI <table border="1"> <tr><th>PTS</th><th>REB</th><th>FG%</th><th>FT%</th></tr> <tr><td>13.4</td><td>4.0</td><td>.396</td><td>.778</td></tr> </table>	PTS	REB	FG%	FT%	13.4	4.0	.396	.778	 <b>F • 1 • Melsahn Basabe</b> 6-7 • 221 • Jr. • Glen Cove, NY <table border="1"> <tr><th>PTS</th><th>REB</th><th>FG%</th><th>FT%</th></tr> <tr><td>7.4</td><td>4.5</td><td>.523</td><td>.696</td></tr> </table>	PTS	REB	FG%	FT%	7.4	4.5	.523	.696
PTS	REB	FG%	FT%														
13.4	4.0	.396	.778														
PTS	REB	FG%	FT%														
7.4	4.5	.523	.696														
		 <b>C • 34 • Adam Woodbury</b> 7-1 • 235 • Fr. • Sioux City, IA <table border="1"> <tr><th>PTS</th><th>REB</th><th>FG%</th><th>FT%</th></tr> <tr><td>5.3</td><td>5.2</td><td>.505</td><td>.529</td></tr> </table>	PTS	REB	FG%	FT%	5.3	5.2	.505	.529							
PTS	REB	FG%	FT%														
5.3	5.2	.505	.529														

## Inside the Numbers

	IOWA	WISC
Scoring Average	72.3	67.2
Scoring Defense	63.8	55.6
Scoring Margin	+8.5	+11.6
FG%	.427	.432
FG% Defense	.393	.405
FT%	.706	.615
3-PT FG%	.300	.347
3-PT FG% Defense	.288	.313
Rebound Margin	+4.5	+4.9
Assists Per Game	16.1	13.3
Turnovers Per Game	12.8	9.1
Steals Per Game	7.0	5.9
Blocks Per Game	4.5	3.9

## Miscellaneous Statistics

Double-Figure Scoring Games...					
Player	09-10	10-11	11-12	12-13	Career
Roy Devyn Marble	---	5	23	16	44
Melsahn Basabe	---	17	14	6	37
Aaron White	---	---	18	17	35
Eric May	10	13	5	1	29
Zach McCabe	---	4	10	3	17
Josh Oglesby	---	---	6	4	10
Mike Gesell	---	---	---	9	9
Adam Woodbury	---	---	---	4	4
Anthony Clemmons	---	---	---	3	3
Gabriel Olaseni	---	---	---	1	1

20-Point Scoring Games...					
Player	09-10	10-11	11-12	12-13	Career
Aaron White	---	---	2	4	6
Melsahn Basabe	---	5	---	---	5
Roy Devyn Marble	---	---	2	3	5
Zach McCabe	---	---	3	---	3
Eric May	---	1	1	---	2
Josh Oglesby	---	---	2	---	2
Mike Gesell	---	---	---	1	1

Double-Figure Rebounding Games...					
Player	09-10	10-11	11-12	12-13	Career
Melsahn Basabe	---	8	3	3	14
Aaron White	---	---	4	2	6
Zach McCabe	---	---	1	---	1
Eric May	1	---	---	---	1
Gabriel Olaseni	---	---	---	1	1

Double-Doubles...					
Player	09-10	10-11	11-12	12-13	Career
Melsahn Basabe	---	6	3	1	10
Aaron White	---	---	4	2	6
Eric May	1	---	---	---	1

4+ Three-Pointer Games...					
Player	09-10	10-11	11-12	12-13	Career
Josh Oglesby	---	---	3	2	5
Eric May	3	---	---	---	3
Roy Devyn Marble	---	---	1	2	3
Zach McCabe	---	1	---	1	2
Mike Gesell	---	---	---	1	1

5+ Assists Games...					
Player	09-10	10-11	11-12	12-13	Career
Roy Devyn Marble	---	---	11	3	14
Anthony Clemmons	---	---	---	9	9
Mike Gesell	---	---	---	4	4
Eric May	---	---	1	1	2

3+ Steals Games...					
Player	09-10	10-11	11-12	12-13	Career
Eric May	3	5	1	---	9
Roy Devyn Marble	---	---	7	2	9
Zach McCabe	---	1	2	---	3
Aaron White	---	---	2	1	3
Mike Gesell	---	---	---	3	3
Anthony Clemmons	---	---	---	3	3

3+ Blocks Games...					
Player	09-10	10-11	11-12	12-13	Career
Melsahn Basabe	---	4	3	3	10
Eric May	3	---	---	---	3
Gabriel Olaseni	---	---	1	2	3
Adam Woodbury	---	---	---	3	3
Aaron White	---	---	2	---	2
Roy Devyn Marble	---	---	1	---	1

## 2012-13 Margin of Victory/Defeat

Points	1	2	3	4	5	6	7	8	9	10+	15+	20+
Wins	0	0	0	1	0	0	1	1	2	1	0	7
Losses	0	0	3	1	0	0	0	0	1	1	1	1

## THE SETTING

Iowa (14-8, 3-6) travels to Madison, Wis., on Wednesday to play Wisconsin (15-7, 6-3). Tip-off is set for 8:06 p.m. (CT) inside the Kohl Center. Wednesday will be Iowa's fourth road contest in five games and fifth time away from home in seven games.

## ON THE AIR

**Radio:** All Iowa games are broadcast on the Hawkeye Radio Network. Gary Dolphin handles the play-by-play, along with color commentator Bob Hansen. The network includes more than 40 stations that blanket the state of Iowa and include portions of Illinois, Nebraska, Minnesota, Missouri and Wisconsin. The Hawkeye Radio Network coverage includes a 60-minute pregame show. Fans can also listen to the broadcast on satellite radio: Sirius (94) and XM (190).

**Television:** Wednesday night's game will be televised on BTN (BTN2GO). Brian Anderson and Mike Kelley will call the action.

## MINNESOTA CLIPS HAWKEYES IN MINNEAPOLIS. 62-59

- No. 23 Minnesota scored the final seven points in a 62-59 victory over Iowa on Sunday in Minneapolis. Trailing by two points, Minnesota's Austin Hollins sank a 3-pointer off an inbound pass with 11 seconds left, which proved to be the game-winning shot.
- Iowa's bench outscored Minnesota 27-0 on Sunday. For the season, Hawkeye reserves average 25.5 points per game.
- The Hawkeyes made seven treys, equaling its highest total in Big Ten play (at Michigan).
- The Hawkeyes and Gophers each snagged 35 rebounds. Minnesota entered Sunday's game with a Big Ten-best +9.6 rebounding margin.
- Freshman Mike Gesell led the team in scoring for the third time this season, scoring 11 points. Gesell also led Iowa in rebounding for the first time of his career, tying his career high mark of six boards.
- Zach McCabe scored 10 points off the bench, bolstered by 3-of-5 shooting behind the arc. It marked the third time this season the junior made three triples.
- Sophomore Aaron White scored in double-figures for the 17th time this season, and 35th time in his career, netting 10 points.
- Iowa assisted on all 10 first-half field goals and 17-of-21 (81 percent) for the game.
- Josh Oglesby netted eight points, the most he has scored in a game since scoring 14 at Northwestern (Jan. 13).
- Iowa leading scorer, Roy Devyn Marble, was held scoreless for the first time since his freshman campaign.

## 2012-13 Iowa Hawkeye Roster

No.	Name	Pos.	Ht.	Wt.	Yr.	Hometown (High School/College)
0	Gabriel Olaseni	C	6-10	229	So.	London, England (Sunrise Christian Academy - Kan.)
1	Melsahn Basabe	F	6-7	221	Jr.	Glen Cove, N.Y. (St. Mark's)
2	Josh Oglesby	G	6-5	202	So.	Cedar Rapids, Iowa (Washington)
4	Roy Devyn Marble	G/F	6-6	194	Jr.	Southfield, Mich. (Lathrup)
5	Anthony Clemmons	G	6-1	192	Fr.	Lansing, Mich. (Sexton)
10	Mike Gesell	G	6-1	185	Fr.	South Sioux City, Neb. (South Sioux City)
11	Christopher Rickert	F	6-3	180	Sr.	Sioux City, Iowa (Bishop Heelan)
13	Kyle Denning	G	6-2	165	So.	Cedar Falls, Iowa (Northern University HS)
15	Zach McCabe	F	6-7	235	Jr.	Sioux City, Iowa (Bishop Heelan)
20	Jarrod Uthoff	F	6-8	200	Fr.-RS	Cedar Rapids, Iowa (Jefferson)
24	Patrick Ingram	G	6-2	211	Fr.	Indianapolis, Ind. (North Central)
25	Eric May	F	6-5	219	Sr.	Dubuque, Iowa (Wahlert)
30	Aaron White	F	6-8	218	So.	Strongsville, Ohio (Strongsville)
34	Adam Woodbury	C	7-1	235	Fr.	Sioux City, Iowa (East)
35	Darius Stokes	F	6-7	203	So.	Cedar Rapids, Iowa (Linn-Mar)
42	Kyle Meyer	F	6-10	222	Fr.	Alpharetta, Ga. (Northview)

Head Coach: Fran McCaffery

Assistant Coaches: Kirk Speraw, Sherman Dillard, Andrew Francis

## Head Coach Fran McCaffery

Fran McCaffery is in his third season as the head basketball coach at the University of Iowa and his 17th year overall as a college head coach. McCaffery spent five seasons (2005-10) as the head coach at Siena, six years at UNC-Greensboro (1999-2005) and three seasons at Lehigh (1985-88) before joining the Hawkeyes.



McCaffery has three decades of Division I coaching experience. He completed his 30th season as a collegiate coach in 2012, which includes 16 years as a head coach and 14 as an assistant.

McCaffery, 53, holds a career mark of 294-222 (.570) and guided his teams to seven postseason appearances (five NCAA, two NIT). He is 43-45 (.489) at Iowa.

McCaffery's five years at Siena were the best in its 70-year history. He led the Saints on an incredible run that ended with three straight Metro Atlantic Athletic Conference championships and NCAA Tournament appearances. In so doing, Siena became the only program in the country to win its regular season and postseason title the last three years.

McCaffery's Saints owned a 112-51 (.687) record in his five years with the program. He guided the Saints to four consecutive 20-win seasons, something that has never been accomplished before at the Siena.

The 2009 MAAC Coach of the Year and 2010 District I Coach of the Year is the third winningest coach, by percentage, in league history (68-22, .756). He is the only coach to guide a MAAC program to two NCAA Tournament wins. McCaffery led his 2008 and 2009 teams to first round NCAA Tournament victories over Vanderbilt and Ohio State, respectively.

In his final two seasons at Siena, he coached the Saints to back-to-back 27-win campaigns and boasted a combined 39-3 (.929) record against MAAC opponents, which included MAAC Tournament contests.

McCaffery began his coaching career as an assistant at Penn (1982-83) and Lehigh (1983-85). Then at age 26, he became the nation's youngest Division I head coach when hired by Lehigh in 1985. After three seasons as head coach at Lehigh, he spent 11 seasons as an assistant at Notre Dame (1988-99).

McCaffery played basketball at Wake Forest his freshman year (1977-78) and then concluded his collegiate playing career at Penn his final three seasons (1979-82).

He earned his B.S. degree in Economics from The Wharton School (Penn) in 1982. McCaffery also earned a Master of Education from Lehigh in 1985.

### COACHING HONORS

NABC District I Coach of the Year, 2009-10  
MAAC Coach of the Year, 2008-09

### HEAD COACHING EXPERIENCE

Lehigh (1985-88): .....49-39 (.557); 8-6 (.571) League  
UNC-Greensboro (1999-05).....90-87 (.508); 49-47 (.510) League  
Siena (2005-10) .....112-51 (.687); 68-22 (.756) League  
Iowa (2010-present): .....43-45 (.489); 15-30 (.333) League

## McCaffery File

**Born:** May 23, 1959  
**Hometown:** Philadelphia, Pa.  
**High School:** LaSalle, 1977  
**College:** B.S. in Economics, The Wharton School (Penn), 1982  
Master of Education, Lehigh, 1985  
**Family:** Wife, Margaret  
Sons, Connor, Patrick and Jonathan Francis  
Daughter, Marit Katherine  
Brother, Jack (sportswriter in Philadelphia area)

### Coaching Honors

MAAC Coach of the Year, 2009  
NABC District I Coach of the Year, 2009-10

### Coaching History (30 years)

1982-83	Assistant Coach, Penn
1983-85	Assistant Coach, Lehigh
1985-88	Head Coach, Lehigh
1988-99	Assistant Coach, Notre Dame
1999-05	Head Coach, UNC-Greensboro
2005-10	Head Coach, Siena
2010-present	Head Coach, University of Iowa

### Coaching Chart

Overall (16 seasons): 280-214 (.567)  
At Iowa (two seasons): 29-37 (.439)  
At Siena (five seasons): 112-51 (.688)  
At UNCG (six seasons): 90-87 (.508)  
At Lehigh (three seasons): 49-40 (.551)  
NCAA Tournament (five appearances\*): 2-5  
NIT (two appearances): 1-2

*\*McCaffery is the first coach to bring three different programs from one-bid leagues to the NCAA Tournament (conferences that sent just one team the year his program advanced).*

### McCaffery in Postseason Play

1988	NCAA Tournament - - Lehigh
1989	NCAA Tournament - - Notre Dame
1990	NCAA Tournament - - Notre Dame
1992	NIT - - Notre Dame
1997	NIT - - Notre Dame
2001	NCAA Tournament - - UNC-Greensboro
2002	NIT - - UNC-Greensboro
2008	NCAA Tournament - - Siena
2009	NCAA Tournament - - Siena
2010	NCAA Tournament - - Siena
2012	NIT - - Iowa

### Playing Experience

Wake Forest, 1977-78  
Penn, 1979-82

## 2012-13 Big Ten Standings/Schedule

Team	Big Ten	Pct.	Overall	Pct.
Indiana	8-1	.889	20-2	.909
Michigan	7-2	.778	20-1	.909
Michigan State	7-2	.778	18-4	.818
Ohio State	7-2	.778	17-4	.810
Wisconsin	6-3	.667	15-7	.682
Minnesota	5-4	.556	17-5	.773
Purdue	4-5	.444	11-11	.500
Northwestern	4-6	.400	13-10	.565
<b>IOWA</b>	<b>3-6</b>	<b>.333</b>	<b>14-8</b>	<b>.636</b>
Illinois	2-7	.222	15-8	.652
Nebraska	2-8	.200	11-12	.478
Penn State	0-9	.000	8-13	.381

### Tuesday, Feb. 5

Purdue at Penn State, 6 p.m. (BTN)  
Ohio State at Michigan, 8 p.m. (ESPN)

### Wednesday, Feb. 6

Minnesota at Michigan State, 6 p.m. (BTN)  
Iowa at Wisconsin, 8 p.m. (BTN)

### Thursday, Feb. 7

Indiana at Illinois, 6 p.m. (ESPN)  
Idle: Northwestern, Nebraska

All times are Central

## IOWA STATISTICAL CATEGORY LEADERS

LED IN SCORING:	White (12)
REACHED DOUBLE FIGURES:	White (17)
30+ POINT GAMES:	Marble (1)
20+ POINT GAMES:	White (4)
LED IN REBOUNDING:	White (7)
DOUBLE-FIGURE REBOUNDS:	Basabe (3)
DOUBLE-DOUBLES:	White (2)
LED IN ASSISTS:	Clemmons (10)
LED IN STEALS:	Gesell (7)
LED IN BLOCKS:	Olaseni (8)
5+ FTA GAMES:	White (16)

\*includes ties for team lead

## LATE GAME CLUTCH FREE THROW SHOOTING

### IN FINAL FIVE MINUTES OF GAME

Player	FTM	FTA	Pct.
Gabriel Olaseni	2	2	1.000
Eric May	5	6	.833
Melsahn Basabe	7	9	.778
Mike Gesell	10	14	.714
Roy Devyn Marble	27	37	.730
Aaron White	18	27	.667
Anthony Clemmons	8	12	.667
Zach McCabe	2	4	.500
Darius Stokes	2	4	.500
Pat Ingram	2	6	.333
Josh Oglesby	0	1	.000
Christopher Rickert	0	2	.000
<b>TOTALS</b>	<b>83</b>	<b>124</b>	<b>.669</b>

### IN FINAL TWO MINUTES OF GAME

Player	FTM	FTA	Pct.
Gabriel Olaseni	2	2	1.000
Mike Gesell	9	11	.818
Anthony Clemmons	5	8	.625
Roy Devyn Marble	15	24	.625
Aaron White	15	24	.625
Pat Ingram	2	4	.500
Darius Stokes	1	2	.500
Zach McCabe	1	2	.500
Eric May	1	2	.500
Melsahn Basabe	2	4	.500
Josh Oglesby	0	1	.000
Christopher Rickert	0	2	.000
<b>TOTALS</b>	<b>52</b>	<b>80</b>	<b>.650</b>

### IN FINAL ONE MINUTE OF GAME

Player	FTM	FTA	Pct.
Pat Ingram	2	2	1.000
Mike Gesell	8	10	.800
Aaron White	11	14	.788
Roy Devyn Marble	10	14	.714
Anthony Clemmons	5	8	.625
Zach McCabe	1	2	.500
Eric May	1	2	.500
Josh Oglesby	0	1	.000
Christopher Rickert	0	2	.000
<b>TOTALS</b>	<b>37</b>	<b>53</b>	<b>.698</b>

## 2012-13 Captains

Iowa captains are senior Eric May and junior Roy Devyn Marble

## ALL-TIME SERIES

Iowa leads the all-time series with Wisconsin, 79-77.

After losing 13-of-15 games to the Badgers, the Hawkeyes have won the last three. Iowa swept the Badgers for the first time since the 1994-95 campaign (96-84 in Iowa City; 84-77 in Madison) a year ago, and edged Wisconsin 70-66 on Jan. 19 last month in Iowa City. The last time the Hawkeyes won three straight over Wisconsin was 1992-93. The last time Iowa won four consecutive was 1986-89 when it won six straight.

The two teams have split the last eight meetings, but Wisconsin has won 13 of the last 18. The last four meetings have been decided by a combined 15 points.

Wisconsin holds a 49-28 advantage in games played in Madison. The Badgers have nine of the last 10 meetings in the Kohl Center. Iowa is 3-9 at the Kohl Center, winning there in 2011 (72-65), 2000 (61-55), and 1998 (79-76).

Iowa and Wisconsin have met three times at the Big Ten Tournament, with the Badgers winning twice. Wisconsin won in Chicago in 1999 and 2005, and Iowa won in Indianapolis in 2002.

## SCOUTING WISCONSIN

• Wisconsin just concluded playing a stretch of playing 4-of-6 games away from home. The Badgers will now play two-straight at the Kohl Center, beginning Wednesday with the Hawkeyes. Wisconsin will host nationally-ranked Michigan on Saturday.

• Eight of Wisconsin's nine Big Ten games have been decided by nine points or less, and the Badgers are 2-2 in conference games decided by five points or less.

• After shooting zero free throws in a 58-49 loss at nationally-ranked Ohio State last Tuesday, the Badgers sank 28-of-42 from the foul line in a 74-68 road victory at Illinois on Sunday in Champaign. Three Badgers scored in double figures: Ben Brust (20), Fran Kaminsky (19), and Ryan Evans (15).

• Jared Berggren leads the team in scoring (11.6), while Ben Brust ranks second (10.7) and Ryan Evans is third (10.6). Evans also ranks first in team rebounding (7.6).

• Frank Kaminsky, who averages 5.2 points, did not play against the Hawkeyes on Jan. 19 due to an eye injury suffered in the Indiana game on Jan. 15. Kaminsky nearly doubled his free throws total in the Illinois game on Sunday, sinking 12-of-14 and raising his season totals to 26-of-33.

• Wisconsin ranks first in the country in fewest turnovers (9.1); sixth in assist/turnover ratio (1.5); ninth in fewest fouls (14.4); 11th in scoring defense (55.6); 30th in scoring margin (11.6); and 36th in turnover margin (3.0).

• Both head coaches, Bo Ryan and Fran McCaffery, were raised in the Philadelphia area. McCaffery is a Philadelphia native, who attended La Salle High School, while Ryan was raised in Chester, Pa., and attended Chester High School.

• Wisconsin freshman Traevon Jackson is the son of BTN color analyst Jim Jackson.

• Wisconsin assistant coach Gary Close was an assistant coach at Iowa for 13 seasons (1987-99) under Tom Davis. He later was the head boys basketball coach at Regina High School in Iowa City for three years, leading his team to the state tournament his last two years.

## IOWA BEAT WISCONSIN IN LAST MEETING

Iowa built a 20-point advantage in the first half and never looked back en route to a 70-66 victory over first-place Wisconsin Saturday inside a sold out Carver-Hawkeye Arena. Aaron White led Iowa with 17 points, while Roy Devyn Marble contributed 13 points.

Iowa committed only seven turnovers, equaling a season low (Michigan). Wisconsin had zero steals and no blocks, which are season lows for a Hawkeye opponent.

Iowa ended Wisconsin's nation-leading streak of 11-straight games of holding their opponents to 60 or fewer points.

Iowa's starting backcourt had 10 points or more; Mike Gesell had 11, while Anthony Clemmons chipped in 10 points.

The Hawkeyes outscored the Badgers 24-8 at the foul line. Iowa attempted 29 free throws compared to 12 for Wisconsin. The Black and Gold made 10-of-12 from the charity stripe the last 1:14 of the contest to help preserve the victory. White netted 13 of his 17 points at the foul line.

## Iowa Athletic Communications

5300 Carver-Hawkeye Arena, Iowa City, IA 52242  
Phone: 319-335-9411 • Fax: 319-335-9417  
[hawkeyesports.com](http://hawkeyesports.com) • [hawkeyebasketball.com](http://hawkeyebasketball.com)

### MBB CONTACT: MATTHEW WEITZEL

office: 319-335-6590 • cell: 319-430-8176  
email: [matthew-weitzel@hawkeyesports.com](mailto:matthew-weitzel@hawkeyesports.com)  
Twitter: @BigWeitz

## Practice Coverage

All Iowa men's basketball practices are closed to the media and public.

## Coach and Player Interviews

Media interested in setting up interviews with players and/or coaches need to coordinate their requests through Matthew Weitzel in the Iowa Athletic Communications Office.

## Social Media

In addition to obtaining the most up-to-date information on Iowa's official website:

[hawkeyesports.com](http://hawkeyesports.com), fans and media can also get additional information, notes, photos, promotions, videos and more via Iowa basketball's social media sites. Follow Hawkeye hoops on Twitter (@IowaHoops) and on Facebook ([facebook.com/hawkeyebasketball](https://www.facebook.com/hawkeyebasketball)).

## Press Conferences

Following is a list of dates for basketball news conferences with Fran McCaffery. The news conferences take place in the Media Room on the ground floor of Carver-Hawkeye Arena. Selected players will be available after McCaffery meets with the media.

Following are the news conference dates:

Feb.	8th (2 pm)	25th (2 pm)
March	7th (2 pm)	TBD

## Big Ten Tele-Conferences

Media have an opportunity to ask questions to each Big Ten coach every Monday morning during conference season. For a detailed schedule and phone number, email Dan Mihalik at the Big Ten office: [dmahilk@bigten.org](mailto:dmahilk@bigten.org).

Coach McCaffery speaks for 10 minutes starting at 9:10 a.m. (CT).

## Postgame Interviews

Postgame press conferences include both head coaches in the Media Room. Requested Iowa players will also be available in the Media Room while visiting players outside their locker room.

## HAWKEYE FASTBREAKS

- For only the second time in the last two decades, the men's basketball team has nine players logging 15.8 minutes or more per game, and 10 players averaging 9.4 minutes or more. Iowa's 1998-99 team, that advanced to the Sweet 16 in the 1999 NCAA Tournament, had 10 players average 17 minutes or more.
- The Hawkeyes have played 10 players or more in 21 of their 22 games. The only contest in which they did not play 10 players was Iowa State (nine players).
- Iowa's strength of schedule ranks 30th in the country.
- Junior Zach McCabe has averaged 2.3 steals the last three games.
- Co-captain Eric May has posted his best offensive rebound average, assist rate, turnover rate and free throw percentage of his career this season.
- Iowa shot 40 percent from the field in its win over Penn State, marking the first game since Wisconsin on Jan. 19 in which it shot at least 40 percent from the field. The Hawkeyes are 13-3 this season when shooting at a 40 percent clip or better.
- Seven of the 12 Big Ten teams enter this week with four losses or more in league play. The Big Ten is the No. 1 rated conference by the RPI.
- Adam Woodbury has almost the same number points (116) and rebounds (115).
- Last season, Iowa had eight different players post double digits in one game or more. This year, 11 different players have scored double figures for the Hawkeyes.
- Three of Iowa's first six Big Ten games were one-plays. The Hawkeyes only play Michigan, Michigan State and Ohio State once. Iowa's other one-play this season is Illinois (March 5 in Iowa City).
- Aaron White ranks 40th in the nation in free throw attempts per game (6.68).
- Iowa has made 57-of-168 (.339) 3-pointers in nine games away from home, while the Hawkeyes are 64-of-236 (.271) from long range in 13 home contests.
- Iowa ranks seventh in the country in free throws made (17.5) and ninth in attempts (24.7).
- Iowa has made (384) more free throws than its opponents have attempted (378), which is a staple of Fran McCaffery-coached teams.
- Iowa has had an attendance figure of 10,500 fans or greater in all 13 home contests, including sellouts of 15,400 against Indiana on Dec. 31 and Wisconsin on Jan. 19.
- Iowa's 12 triples vs. UNI are the second most by a Fran McCaffery-coached Iowa team. Roy Devyn Marble's 30 points and 14 free throws made rank third and first, respectively, the last three seasons under Fran McCaffery.
- Iowa has won 16 of its last 19 home games, including 11-of-13 this season, dating back to Feb. 1, 2012. The Hawkeyes' two losses this season have come to nationally ranked teams (Indiana and Michigan State).

## LEADING THE TEAM

Following is the number of times a player led Iowa in scoring, rebounding, assists and steals. If two or more players tied for the team lead, all were credited for that game:

Player	Scoring	Rebounding	Assists	Steals	Blocks
Melsahn Basabe	1	5	---	1	6
Aaron White	12	7	---	5	4
Roy Devyn Marble	4	2	7	5	1
Eric May	---	1	---	---	1
Mike Gesell	3	1	5	7	3
Zach McCabe	1	2	---	5	2
Josh Oglesby	1	---	---	1	1
Eric May	---	3	3	5	---
Gabriel Olaseni	---	2	---	1	8
Anthony Clemmons	---	---	9	4	2
Adam Woodbury	---	2	---	2	4

## CLOSE CALLS

Iowa has lost three Big Ten games (Michigan State, Purdue and Minnesota), all by three points, when having a lead late. The Hawkeyes led by three points with 90 seconds left vs. Michigan State (lost 62-59); led by four points with two minutes left at Purdue (lost 65-62 in overtime); led by four points with two minutes left at Minnesota (lost 62-59).

Game	Iowa Lead and Time	Final score
vs. Michigan St (Jan. 10)	56-53 with 1:20 left	L, 62-59
at Purdue (Jan. 27)	53-50 with 2:00 left	L, 65-62
at Minnesota (Feb. 3)	59-55 with 2:00 left	L, 62-59

## Peter Jok Signs With Hawkeyes

University of Iowa Men's Basketball Coach Fran McCaffery announced today that Peter Jok has signed a National Letter of Intent to attend the University of Iowa.

"We are thrilled that Peter Jok is going to become part of the Hawkeye family," said McCaffery. "He has a complete skillset that will be a great asset to our team. He's an excellent athlete who can play four different positions, and is a terrific 3-point shooter. Peter is exactly what we are looking for in this class."

Jok is a 6-foot-6, 200-pound guard born in Sudan, who played his first two years as a prep at Des Moines Roosevelt, and his last two at West Des Moines Valley. Last season at Valley, Jok earned second team all-conference honors after averaging 10.2 points. He hit 86 percent of his free throws, grabbed 4.3 rebounds and made 37 percent of his 3-point attempts. Jok's high school coach at Valley is Jeff Horner, Iowa's all-time assist leader.

As a sophomore at Roosevelt, Jok averaged 18.5 points and seven rebounds and was a second team all-state and first team all-conference honoree. He was also one of 30 high school freshmen invited to the Nike Top 100 Camp in St. Louis in 2010, and participated in the 2012 NBA Players Association Top 100 Camp.

Jok played AAU basketball on the All-Iowa Attack.

Jok will join Jarrod Uthoff, who transferred to Iowa from the University of Wisconsin this year, on the 2013-14 active Iowa roster.

### BASABE... SPICY!

Melsahn Basabe's play has been so good the last month that he was moved to the starting lineup in Iowa's vs. Penn State (Jan. 31). The junior has averaged nine points and six rebounds in his last six games. He led the team in rebounding three of the last four outings, averaging 7.8 boards during that stretch. Basabe posted his first double-double of the season in Iowa's win over Penn State (10 points and 10 rebounds).

Overall, Basabe ranks fourth in team scoring (7.4), first in blocks (1.1) and third in rebounding (4.5).

### DISHING THE ROCK

Iowa has done an outstanding job sharing the basketball this season. The Hawkeyes have assisted on 65.4 percent of their field goal makes (355 assists on 543 field goals), a rate that is eighth best in the country.

In the Hawkeyes' last game at Minnesota, it assisted on all 10 first-half field goals and 17-of-21 for the game (81 percent).

### WHITE HOT!

Aaron White has averaged 16.3 points per game and 4.7 rebounds the last three games. He scored a career-high 27 points last week against Penn State, playing the small forward position. The sophomore is one of just three Big Ten players to average 13.9 points and six rebounds this season, with the other two being Cody Zeller of Indiana and Ohio State's Deshaun Thomas.

The Hawkeyes are 8-1 this season when White scores 16 points or more.

## IOWA'S STATISTICAL COMPARISONS

	All Games	Big Ten	Home Games	Away Games	Iowa Wins	Iowa Losses
Record	14-8	3-6	11-2	3-6	14-0	0-8
Points	72.3	65.7	75.8	67.3	76.7	64.6
Opp. Pts	63.8	67.6	58.5	71.3	57.7	74.4
FG%	.427	.392	.446	.398	.456	.377
FG Def.	.393	.430	.360	.442	.354	.460
3-PT%	.300	.272	.271	.339	.301	.297
3-pt. Def.	.288	.306	.291	.285	.274	.325
FT%	.706	.697	.719	.684	.719	.680
REB	39.6	36.8	42.5	35.6	42.5	34.6
AST	16.1	15.0	17.2	14.6	17.4	14.0
TO	12.8	11.2	13.4	11.9	13.3	11.9
STL	7.0	7.0	8.5	4.8	8.0	5.1
BLK	4.5	3.2	4.8	3.9	4.9	3.6

### IN NATIONAL STATISTICS...

Iowa ranks 16th in the country in assists (16.1); 18th in 3-point field goal percentage defense (.288); 30th in assist/turnover ratio (1.26); and 38th in field goal percentage defense (.393).

### WELCOME FRESHMEN

Iowa welcomes five newcomers to the fold for 2012-13. The newest Hawkeyes include guards Anthony Clemmons, Pat Ingram and Mike Gesell; forward Kyle Meyer and center Adam Woodbury. The class ranks 25th in the nation by [ESPN.com](http://ESPN.com).

### McCAFFERY INVOLVED IN COACHES VS. CANCER CHALLENGE

Iowa's Fran McCaffery is one of 48 NABC coaches taking part in the "Infiniti Coaches' Charity Challenge."

Fan participation will determine the ultimate winner over an eight-week period by registering and voting on a custom microsite on [www.ESPN.com/Infiniti](http://www.ESPN.com/Infiniti). For the first six weeks, four brackets of 12 coaches will be paired against each other, with the winners from each group moving onto the next round in week seven and the final round in week eight. Fans can vote once per day for their favorite coach and his charity.

Go to [www.ESPN.com/Infiniti](http://www.ESPN.com/Infiniti) each day and vote for Fran McCaffery and his charity, Coaches vs. Cancer. The total Infiniti contribution will be more than \$300,000. All 48 coaches' charities are guaranteed at least \$5,000 from Infiniti.

### DEFENSE IMPROVEMENT

Last year, Iowa allowed opponents 72.5 points per contest. Through 21 games in 2012-13, Iowa is yielding 63.8 points. Iowa limited Northwestern (Jan. 13) to 50 points, its fewest output against Iowa since scoring 48 in Iowa's 65-48 victory on Feb. 23, 1999 in Iowa City.

Also, Iowa is holding its opponents to a much lower field goal percentage this season, compared to a year ago. Hawkeye opponents are shooting at a 39 percent clip this season, compared to 46 percent last season.

### DEFENSE IMPROVEMENT. PART 2

Iowa has improved its 3-point field goal percentage defense by 5.7 percent this season compared to last. That improvement is tops in the Big Ten.

Team	11-12	12-13	Diff
Iowa	.345	.288	-.057
Indiana	.349	.309	-.040



## Iowa in Big Ten Statistics

Category	All Games		Big Ten	
	Stat	Rank	Stat	Rank
3-PT FG Defense	.288	1st	.306	4th
Assists	16.1	1st	15.0	2nd
Blocked Shots	4.5	4th	3.2	7th
Free Throw %	.706	5th	.697	5th
Scoring Offense	72.3	4th	65.7	5th
FG% Defense	.393	4th	.430	7th
Ast./TO Ratio	1.3	4th	1.3	2nd
Steals	7.0	5th	7.0	5th
Field Goal %	.427	8th	.392	10th
Scoring Margin	+8.5	7th	-1.9	7th
Turnover Margin	+1.0	7th	+0.9	4th
Rebounding Margin	+4.5	8th	-0.6	8th
3-Pt. FG Per Game	5.5	7th	4.8	10th
Scoring Defense	63.8	9th	67.6	9th
3-Pt. Field Goal %	.300	11th	.272	10th

Category	Player	All Games		Big Ten	
		Stat	Rank	Stat	Rank
Blk. Shots	Melsahn Basabe	1.1	11th	---	---
	Gabriel Olaseni	1.0	15th	---	---
Rebounding	Aaron White	6.0	14th	---	---
Scoring	Aaron White	13.9	12th	14.2	10th
	Roy Devyn Marble	13.4	13th	---	---
Assists	Anthony Clemmons	3.8	8th	3.8	8th
	Mike Gesell	2.9	15th	---	---
Ast/TO Ratio	Anthony Clemmons	2.4	5th	2.0	6th
FT %	Roy Devyn Marble	.778	7th	.795	9th
	Aaron White	.747	15th	---	---
	Anthony Clemmons	---	---	.875	2nd
FG %	Aaron White	.519	9th	.500	9th
Steals	Zach McCabe	---	---	1.3	12th

### IOWA HISTORY

Iowa has played 2,681 games since beginning basketball in 1902. Iowa's overall record is 1,609-1,072 (.600). That includes a 967-355 (.731) record in home games, a 552-727 (.432) record in contests away from Iowa City, a 714-734 (.493) mark in Big Ten games and a 373-118 (.760) record in Carver-Hawkeye Arena.

### ALL-AROUND SKILLS

Mike Gesell is one of only four Hawkeye freshmen to total 195 points, 65 rebounds and 60 assists in a single season.

Iowa has nine regular season games remaining, plus postseason action to add to his below totals.

Player (Year)	Pts	Rbs	Asts
Mike Gesell (2013)	196	67	63
Cully Payne (2010)	277	96	122
Dean Oliver (1998)	274	78	131
Jess Settles (1994)	414	203	61

### FREEBIES

Iowa made 31-of-39 free throws on Jan. 31 vs. Penn State. The last time the Hawkeyes made at least 31 foul shots in a Big Ten game was Jan. 16, 2007 against Indiana (32). The last time Iowa attempted at least 39 free throws in a league game was Feb. 5, 2005 vs. Michigan State (45).

Aaron White, who ranks 40th in the country and third in the Big Ten in free throw attempts (6.68), has attempted double-digit foul shots in four games this season.

### HAWKEYES ARE TOUGH AT HOME

Iowa has won 97 of its 135 games (.718) in Carver-Hawkeye Arena (15,400) over the last nine seasons, including win streaks of 21 straight overall and 12 straight Big Ten Conference wins. Iowa has won 10 of its last 20 home games against ranked opponents. Iowa was a perfect 17-0 at home in 2006, 14-2 in 2007, 10-8 in 2008, 13-4 in 2009, 9-9 in 2010, 8-8 in 2011 and 13-6 in 2012.

### COACHING EXPERIENCE

Fran McCaffery has assembled one of the most experienced coaching staffs in the country. Assistant coaches Kirk Speraw, Sherman Dillard and Andrew Francis have over six decades of combined coaching experience. Furthermore, the entire coaching staff combines for 48 years of head coaching experience.

Director of basketball operations Jerry Strom is in his 32nd season as a member of the Iowa basketball staff. Additionally, Iowa's video coordinator, Al Seibert, has 18 years of collegiate coaching experience.

## Last Three Games Statistics

#	Player	gp-gs	min	avg	Total			3-Point		F-Throw		Rebounds				pf	dq	a	to	blk	stl	pts	avg
					fg-fga	fg%	3fg-fga	3fg%	ft-fga	ft%	off	def	tot	avg									
30	White, Aaron	3-3	95	31.7	15-36	.417	3-8	.375	16-23	.696	8	6	14	4.7	3	0	4	4	2	4	49	16.3	
10	Gesell, Mike	3-3	96	32.0	10-27	.370	5-10	.500	4-7	.571	1	11	12	4.0	8	0	7	5	1	2	29	9.7	
01	Basabe, Melsahn	3-2	71	23.7	9-18	.500	0-0	.000	11-17	.647	7	14	21	7.0	8	0	2	3	5	1	29	9.7	
04	Marble, Roy Devyn	3-3	83	27.7	5-23	.217	1-11	.091	9-11	.818	1	6	7	2.3	3	0	10	5	0	3	20	6.7	
15	McCabe, Zach	3-0	55	18.3	5-13	.385	4-9	.444	3-4	.750	0	7	7	2.3	9	0	5	3	1	7	17	5.7	
25	May, Eric	3-0	55	18.3	6-11	.545	0-3	.000	2-3	.667	5	4	9	3.0	6	0	7	1	2	4	14	4.7	
05	Clemmons, Anthony	3-1	46	15.3	2-9	.222	1-4	.250	9-10	.900	2	2	4	1.3	7	0	6	2	1	2	14	4.7	
02	Oglesby, Josh	3-0	45	15.0	4-21	.190	3-16	.188	0-0	.000	0	3	3	1.0	1	0	4	2	0	2	11	3.7	
34	Woodbury, Adam	3-3	52	17.3	3-10	.300	0-0	.000	4-6	.667	8	7	15	5.0	7	0	4	5	4	0	10	3.3	
00	Olaseni, Gabriel	3-0	27	9.0	1-1	1.000	0-0	.000	2-2	1.000	3	4	7	2.3	5	0	1	3	0	0	4	1.3	
Team												10	6	16				1					
Total.....		3	625		60-169	.355	17-61	.279	60-83	.723	45	70	115	38.3	57	0	50	34	16	25	197	65.7	
Opponents.....		3	625		70-171	.409	14-51	.275	40-57	.702	38	74	112	37.3	62	2	40	38	19	19	194	64.7	

### **"HAWK TALK WITH FRAN MCCAFFERY"**

University of Iowa basketball fans may join Iowa Coach Fran McCaffery and radio announcer Gary Dolphin for the "Hawk Talk with Fran McCaffery" radio call-in show. The next show will take place Monday (Feb. 11) at Carlos O'Kelly's Mexican Cafe in Iowa City from 7-8:30 p.m. Fans can call in and ask the coach a question by calling 1-877-464-2957.

### **WHITE. WOODBURY RECEIVE PRESEASON RECOGNITION**

Sophomore Aaron White has been named preseason third team All-Big Ten by the website *College Sports Madness*, while Adam Woodbury was named by **CBSsports.com** as a top 30 freshman to make an impact.

White, who was named to the 2012 Kyle Macy Freshman All-America team, averaged 11.1 points and a team-best 5.7 rebounds a year ago.

Woodbury, is a three-time all-state honoree, and was tabbed MVP of the NBA Top 100 Camp in 2011. The 7-foot-1 center topped 1,000 career points and rebounds in his prep career for Sioux City East High School.

### **HAWKEYEBASKETBALL.COM**

Check out the Iowa basketball team's new website, **HawkeyeBasketball.com**, devoted to everything on-and-off-the-court surrounding the program.

**HawkeyeBasketball.com**, allows fans a chance to go behind the scenes with the Hawkeye basketball program on and off the court. The site is complete with exclusive videos, photo galleries and content featuring the basketball program.

**HawkeyeBasketball.com** will be updated throughout the year with exclusive videos, including and game highlights, along with news stories and other content.

### **IOWA HEADSHOTS AVAILABLE ONLINE**

Up-to-date head shots of all Iowa players and coaches are available on the internet at **pics.hawkeyesports.com**. Contact the Iowa Athletic Communications office if you are in need of additional photos.

### **IOWA POSTS LARGEST COMEBACK IN SCHOOL HISTORY**

Iowa trailed Gardner-Webb by 23 points (38-15) with 13 seconds left in the first half on Nov. 17 in Iowa City. Sophomore Josh Oglesby drained three free throws after being fouled on a 3-point attempt with one second remaining in the half to cut the deficit to 20 (38-18) at halftime. The Hawkeyes rallied in the second half and ultimately won by nine points (65-56), which is a 32-point swing. The comeback is believed to be the largest in school history.

The last team in the country to overcome a 20+ halftime deficit was Harvard, which trailed Brown by 22 points (53-31) and won 85-78 on Feb. 12, 2011.

The last Big Ten team to overcome a 20+ halftime deficit was Illinois, which trailed at Clemson by 20 points (47-27) and won 76-74 on Dec. 2, 2009.

### **ALL-SESSION BIG TEN TOURNAMENT TICKET INFORMATION**

All-session tickets for the Big Ten Basketball Tournament is on sale now. The tournament returns to the United Center in Chicago from March 14-17. It will be the eighth time the tournament will be held in Chicago and the first time since 2007.

Lower level tickets for both tournaments can be purchased at all 12 Big Ten university ticket offices. Upper level tickets may be purchased at Ticketmaster outlets, **ticketmaster.com** or by calling Ticketmaster at (800) 745-3000 or through the United Center ticket offices at 312-455-4668 or **unitedcenter.com**.

All-session tickets for the 100 and 200 levels at the United Center are available for \$325 through the Big Ten university ticket offices only. All-session tickets for the 300 level are available for \$240 or \$175 (depending on seat location) through Ticketmaster or the United Center box office only. Orders will be limited to eight all-session tickets.

### **ON THE HORIZON**

After playing 4-of-5 on the road, Iowa returns to Mediacom Court at Carver-Hawkeye Arena on Saturday to host Northwestern at 3:36 p.m. (CT). Tickets are \$27 for adults, and \$15 for UI students and youth.





# IOWA HAWKEYE BASKETBALL

## Updated Iowa Player Bio

### Melsahn Basabe



# 1

**Jr., 6-7, 221, Forward**  
**Glen Cove, N.Y.**  
**St. Mark's**

- Started his first game of the season vs. Penn State (Jan. 31), posting his first double-double of the season and 10th of his career (10 points and 10 rebounds)
- Led Iowa in rebounding three of the last four games, averaging 7.8 boards
- Averaged 9.7 points and seven rebounds the last three contests
- Scored seven points or more the last seven contests
- Iowa's fourth leading scorer, averaging 7.4 points per outing
- Shooting at a 52 percent clip from the field
- Has grabbed 10 boards in a game three this season and 14 times in his career
- Saw limited action in Iowa games against Coppin State and Indiana due to injury
- Ranks first on the team in blocks (23) and third in rebounding (4.5)
- Blocked four shots twice this year (Central Michigan and Western Kentucky)
- Blocked at least one shot in all but four games this season
- Grabbed a game-high 10 rebounds to go along with nine points in opening win vs. UTPA
- Blocked a game and season-high four shots and scored nine points in win over Central Michigan
- Scored 11 points and blocked a game-high four shots in win over Western Kentucky
- Scored a game-high 17 points against A&M-CC off 5-of-6 shooting from the floor and 7-of-8 shooting from the charity stripe
- Netted 14 points on 5-5 shooting from the field and 4-5 from the foul line vs. #18 Michigan State
- Tallied 11 points on 5-of-6 shooting from the field and 1-1 from the foul line in win at Northwestern

### 2012-13 Game-by-Game

Opponent	Date	gs	min	Total		3-Pointers		Free throws		Rebounds				pf	a	t/o	blk	stl	pts	avg
				fg-fga	pct	3fg-fga	pct	ft-fa	pct	off	def	tot	avg							
UTPA	11/09/12	17	2-9	.222	0-0	.000	5-8	.625	6	4	10	10.0	3	0	3	2	2	9	9.0	
CENTRAL MICHIGAN	11/12/12	20	4-8	.500	0-0	.000	1-1	1.000	1	2	3	6.5	1	0	1	4	1	9	9.0	
HOWARD	11/15/12	15	2-3	.667	0-0	.000	1-2	.500	4	2	6	6.3	1	1	3	0	0	5	7.7	
GARDNER-WEBB	11/17/12	20	2-5	.400	0-0	.000	0-0	.000	0	3	3	5.5	1	0	2	1	0	4	6.8	
vs Western Kentucky	11/20/12	23	4-5	.800	0-0	.000	3-4	.750	2	3	5	5.4	0	1	2	4	1	11	7.6	
vs Wichita State	11/21/12	21	0-2	.000	0-0	.000	6-8	.750	0	2	2	4.8	2	0	1	1	0	6	7.3	
at Virginia Tech	11/27/12	21	2-2	1.000	0-0	.000	2-2	1.000	0	1	1	4.3	2	0	1	1	0	6	7.1	
A&M-CORPUS CHRISTI	12/01/12	13	5-6	.833	0-0	.000	7-8	.875	2	3	5	4.4	1	2	2	0	0	17	8.4	
SOUTH DAKOTA	12/04/12	12	2-8	.250	0-0	.000	2-3	.667	4	4	8	4.8	2	1	0	0	0	6	8.1	
IOWA STATE	12/07/12	14	4-8	.500	0-0	.000	0-0	.000	1	3	4	4.7	1	1	1	2	0	8	8.1	
vs UNI	12/15/12	13	1-2	.500	0-0	.000	0-0	.000	1	0	1	4.4	1	1	3	1	1	2	7.5	
SOUTH CAROLINA STAT	12/19/12	15	3-7	.429	0-0	.000	1-2	.500	1	4	5	4.4	1	0	2	1	0	7	7.5	
COPPIN STATE	12/22/12	4	0-0	.000	0-0	.000	0-2	.000	0	4	4	4.4	0	0	0	1	0	0	6.9	
INDIANA	12/31/12	9	1-1	1.000	0-0	.000	0-0	.000	0	1	1	4.1	0	0	1	1	1	2	6.6	
at Michigan	01/06/13	15	1-3	.333	0-0	.000	0-0	.000	0	0	0	3.9	0	0	0	0	0	2	6.3	
MICHIGAN STATE	01/10/13	17	5-5	1.000	0-0	.000	4-5	.800	0	3	3	3.8	4	0	0	0	2	14	6.8	
at Northwestern	01/13/13	13	5-6	.833	0-0	.000	1-1	1.000	1	3	4	3.8	3	0	1	0	1	11	7.0	
WISCONSIN	01/19/13	12	2-4	.500	0-0	.000	3-4	.750	0	2	2	3.7	3	0	0	0	1	7	7.0	
at Ohio State	01/22/13	27	3-7	.429	0-0	.000	1-2	.500	4	6	10	4.1	2	0	1	0	0	7	7.0	
at Purdue	01/27/13	31	5-8	.625	0-0	.000	2-5	.400	2	6	8	4.3	2	1	0	3	0	12	7.3	
PENN STATE	01/31/13	*	25	1-4	.250	0-0	8-10	.800	4	6	10	4.5	2	1	2	1	1	10	7.4	
at Minnesota	02/03/13	*	15	3-6	.500	0-0	1-2	.500	1	2	3	4.5	4	0	1	1	0	7	7.4	
<b>Totals</b>		<b>2</b>	<b>372</b>	<b>57-109</b>	<b>.523</b>	<b>0-0</b>	<b>.000</b>	<b>48-69</b>	<b>.696</b>	<b>34</b>	<b>64</b>	<b>98</b>	<b>4.5</b>	<b>36</b>	<b>9</b>	<b>27</b>	<b>24</b>	<b>11</b>	<b>162</b>	<b>7.4</b>

Games played: 22  
 Minutes/game: 16.9  
 Points/game: 7.4  
 FG Pct: 52.3  
 FT Pct: 69.6

Rebounds/game: 4.5  
 Assists/game: 0.4  
 Turnovers/game: 1.2  
 Assist/turnover ratio: 0.3  
 Steals/game: 0.5  
 Blocks/game: 1.1

- Pulled down a game-high 10 boards at #14 Ohio State
- Led team with eight rebounds and three blocks to go along with 12 points at Purdue

#### Personal Bests

**Points:** 25 at Michigan, 1/30/11  
**Rebounds:** 14 vs. Iowa State, 12/10/10  
**FGM:** 9 at Michigan, 1/30/11  
**FGA:** 14 vs. Iowa State, 12/10/10  
**FTM:** 8, 3x, last vs. Penn State, 1/31/13  
**FTA:** 11 vs. Ohio State, 1/4/11  
**Assists:** 2, 4x, last vs. A&M-CC, 12/1/12  
**Steals:** 2, 5x, last at UTPA, 11/9/12  
**Blocks:** 7 vs. Iowa State, 12/10/10  
**Minutes:** 37 vs. Wisconsin, 2/9/11

#### CAREER STATISTICS

YEAR	G/GS	FG-A	PCT	3-PT	PCT	FT-A	PCT	RB	AVG	PF-FO	AS	TO	BK	ST	PTS	AVG
Fresh.	31/31	131-229	.572	0-0	.000	80-112	.714	210	6.8	83-2	9	65	41	12	342	11.0
Soph.	35/21	109-208	.524	0-0	.000	69-105	.657	168	4.8	71-1	11	45	36	18	287	8.2
Junior	22/2	57-109	.523	0-0	.000	48-69	.696	98	4.5	36-0	9	27	24	11	162	7.4
<b>TOTALS</b>	<b>88/54</b>	<b>297-546</b>	<b>.544</b>	<b>0-0</b>	<b>.000</b>	<b>197-286</b>	<b>.689</b>	<b>476</b>	<b>5.4</b>	<b>190-3</b>	<b>29</b>	<b>137</b>	<b>101</b>	<b>41</b>	<b>791</b>	<b>9.0</b>



# IOWA HAWKEYE BASKETBALL

## Updated Iowa Player Bio

### Anthony Clemmons



# 5

**Fr., 6-1, 192, Guard**  
**Lansing, Mich.**  
**Sexton HS**

- Started 13 games at point guard; moved to the bench vs. Penn State on Jan. 31
- Ranks fifth in Big Ten and 37th nationally in assist-turnover ratio (2.4)
- Ranks first on the team in assists (83)
- Led Iowa in assists 10 times, including the last contest at Minnesota when he was credited with five
- Iowa is 3-0 when he dishes out eight assists or more
- Dished out three assists or more 13 times, including nine of the last 11 games
- Scored in double figures twice
- Registered nine points and four assists in win over Central Michigan
- Tallied nine points, two assists and a steal against Virginia Tech
- Made his first career start against A&M-CC and dished out five assists
- Had eight assists and no turnovers in win over South Dakota
- Posted personal bests in scoring (14) and minutes played (29) to go along with a game-high eight assists in win over Iowa State
- Dished out a personal-best nine assists and collected a team-high three steals in victory over Coppin State
- Shared game high honors in assists (6) in home game against #5 Indiana
- Registered 12 points and a team-best seven assists in road game at #2 Michigan
- Dished out a game-high six assists vs. #18 Michigan State

### 2012-13 Game-by-Game

Opponent	Date	gs	min	Total		3-Pointers		Free throws		Rebounds				pf	a	t/o	blk	stl	pts	avg
				fg-fga	pct	3fg-fga	pct	ft-fa	pct	off	def	tot	avg							
UTPA	11/09/12	14	2-5	.400	1-1	1.000	0-0	.000	2	2	4	4.0	0	2	2	0	0	5	5.0	
CENTRAL MICHIGAN	11/12/12	21	3-6	.500	2-4	.500	1-2	.500	1	1	2	3.0	0	4	2	0	0	9	7.0	
HOWARD	11/15/12	17	0-3	.000	0-1	.000	0-0	.000	0	1	1	2.3	2	2	1	0	0	0	4.7	
GARDNER-WEBB	11/17/12	6	0-1	.000	0-1	.000	0-0	.000	0	0	0	1.8	0	0	1	0	0	0	3.5	
vs Western Kentucky	11/20/12	11	0-1	.000	0-0	.000	0-0	.000	0	1	1	1.6	2	2	0	0	1	0	2.8	
vs Wichita State	11/21/12	11	1-1	1.000	1-1	1.000	0-0	.000	0	2	2	1.7	1	1	0	0	0	3	2.8	
at Virginia Tech	11/27/12	16	3-5	.600	1-3	.333	2-3	.667	0	0	0	1.4	5	2	1	0	1	9	3.7	
A&M-CORPUS CHRISTI	12/01/12	* 21	0-1	.000	0-0	.000	1-4	.250	0	2	2	1.5	2	5	1	1	0	1	3.4	
SOUTH DAKOTA	12/04/12	* 21	2-5	.400	0-1	.000	0-0	.000	0	1	1	1.4	3	8	0	0	1	4	3.4	
IOWA STATE	12/07/12	* 29	5-8	.625	2-3	.667	2-3	.667	1	0	1	1.4	4	8	1	0	0	14	4.5	
vs UNI	12/15/12	* 11	0-0	.000	0-0	.000	0-0	.000	0	2	2	1.5	3	0	2	0	0	0	4.1	
SOUTH CAROLINA STAT	12/19/12	* 25	2-5	.400	0-0	.000	0-2	.000	1	2	3	1.6	1	6	2	0	0	4	4.1	
COPPIN STATE	12/22/12	* 22	2-5	.400	0-1	.000	1-2	.500	0	3	3	1.7	1	9	4	0	3	5	4.2	
INDIANA	12/31/12	* 24	2-6	.333	0-1	.000	2-2	1.000	0	3	3	1.8	3	6	4	0	2	6	4.3	
at Michigan	01/06/13	* 26	4-6	.667	2-3	.667	2-2	1.000	1	2	3	1.9	3	7	2	0	0	12	4.8	
MICHIGAN STATE	01/10/13	* 22	1-9	.111	0-4	.000	2-4	.500	1	1	2	1.9	2	6	4	1	1	4	4.8	
at Northwestern	01/13/13	* 14	0-2	.000	0-0	.000	0-0	.000	0	0	0	1.8	2	3	2	0	3	0	4.5	
WISCONSIN	01/19/13	* 29	3-8	.375	0-1	.000	4-4	1.000	0	3	3	1.8	1	3	1	1	0	10	4.8	
at Ohio State	01/22/13	* 22	3-9	.333	1-4	.250	2-2	1.000	1	3	4	1.9	3	3	2	0	0	9	5.0	
at Purdue	01/27/13	* 11	0-3	.000	0-2	.000	2-2	1.000	0	0	0	1.9	3	0	1	1	1	2	4.9	
PENN STATE	01/31/13	14	1-1	1.000	1-1	1.000	5-6	.833	0	2	2	1.9	2	1	1	0	0	8	5.0	
at Minnesota	02/03/13	21	1-5	.200	0-1	.000	2-2	1.000	2	0	2	1.9	2	5	0	0	1	4	5.0	
<b>Totals</b>		<b>13</b>	<b>408</b>	<b>35-95</b>	<b>.368</b>	<b>11-33</b>	<b>.333</b>	<b>28-40</b>	<b>.700</b>	<b>10</b>	<b>31</b>	<b>41</b>	<b>1.9</b>	<b>45</b>	<b>83</b>	<b>34</b>	<b>4</b>	<b>14</b>	<b>109</b>	<b>5.0</b>

Games played: 22  
 Minutes/game: 18.5  
 Points/game: 5.0  
 FG Pct: 36.8  
 3FG Pct: 33.3  
 FT Pct: 70.0

Rebounds/game: 1.9  
 Assists/game: 3.8  
 Turnovers/game: 1.5  
 Assist/turnover ratio: 2.4  
 Steals/game: 0.6  
 Blocks/game: 0.2

- Had 10 points, three rebounds and three assists in home win over Wisconsin
- Recorded nine points, four rebounds and three assists at #14 Ohio State
- Registered eight points in home victory over Penn State

#### Personal Bests

**Points:** 14 vs. Iowa State, 12/7/12  
**Rebounds:** 4, 2x, last vs. Ohio State, 1/22/13  
**FGM:** 5 vs. Iowa State, 12/7/12  
**FGA:** 8 vs. Iowa State, 12/7/12  
**3-pt FG:** 2, 3x, last vs. Michigan, 1/6/13  
**3-pt FGA:** 4 vs. Central Michigan, 11/12/12  
**FTM:** 2, 2x, last vs. Michigan, 1/6/13  
**FTA:** 3, 2x, last vs. Michigan, 1/6/13  
**Assists:** 9, Coppin State, 12/22/12  
**Steals:** 3, 2x, last vs. Northwestern, 1/13/13  
**Blocks:** 1, 4x, last at Purdue, 1/27/13  
**Minutes:** 29 vs. Iowa State, 12/7/12

#### CAREER STATISTICS

YEAR	G/GS	FG-A	PCT	3-PT	PCT	FT-A	PCT	RB	AVG	PF-FO	AS	TO	BK	ST	PTS	AVG
Fresh.	22/13	35-95	.368	11-33	.333	28-40	.700	41	1.9	45-1	83	34	4	14	109	5.0



# IOWA HAWKEYE BASKETBALL

## Updated Iowa Player Bio

### Kyle Denning



# 13

**So., 6-1, 165, Guard**  
**Cedar Falls, Iowa**  
**Northern University HS**

- Non-scholarship athlete
- Saw action in 11 career games, including seven this season
- Posted career highs in points (6), assists (2), 3-pointers made (2), and minutes played (5) in victory over South Carolina State

#### Personal Bests

**Points:** 6 vs. SC State, 12/19/12  
**Rebounds:** 1, 2x, last vs. SC State, 12/19/12  
**FGM:** 2 vs. SC State, 12/19/12  
**FGA:** 3 vs. SC State, 12/19/12  
**3-pt FG:** 2 vs. SC State, 12/19/12  
**3-pt FGA:** 3 vs. SC State, 12/19/12  
**FTM:** 2 vs. Chicago State, 11/11/11  
**FTA:** 2 vs. Chicago State, 11/11/11  
**Assists:** 2 vs. SC State, 12/19/12  
**Steals:** ---  
**Blocks:** ---  
**Minutes:** 5 vs. SC State, 12/19/12

### 2012-13 Game-by-Game

Opponent	Date	gs	min	Total		3-Pointers		Free throws		Rebounds				pf	a	t/o	blk	stl	pts	avg
				fg-fga	pct	3fg-fga	pct	ft-fa	pct	off	def	tot	avg							
UTPA	11/09/12	3	0-0	.000	0-0	.000	0-0	.000	0	0	0	0.0	0	0	1	0	0	0	0	0.0
HOWARD	11/15/12	2	0-0	.000	0-0	.000	0-0	.000	0	0	0	0.0	0	0	0	0	0	0	0	0.0
A&M-CORPUS CHRISTI	12/01/12	3	0-0	.000	0-0	.000	0-0	.000	0	0	0	0.0	0	0	0	0	0	0	0	0.0
SOUTH DAKOTA	12/04/12	1	0-0	.000	0-0	.000	0-0	.000	0	0	0	0.0	0	0	0	0	0	0	0	0.0
SOUTH CAROLINA STAT	12/19/12	5	2-3	.667	2-3	.667	0-0	.000	1	0	1	0.2	1	2	1	0	0	0	6	1.2
COPPIN STATE	12/22/12	4	0-1	.000	0-1	.000	0-0	.000	0	0	0	0.2	0	0	0	0	0	0	0	1.0
at Northwestern	01/13/13	1	0-0	.000	0-0	.000	0-0	.000	0	0	0	0.1	0	0	0	0	0	0	0	0.9
<b>Totals</b>		<b>0</b>	<b>19</b>	<b>2-4</b>	<b>.500</b>	<b>2-4</b>	<b>.500</b>	<b>0-0</b>	<b>.000</b>	<b>1</b>	<b>0</b>	<b>1</b>	<b>0.1</b>	<b>1</b>	<b>2</b>	<b>2</b>	<b>0</b>	<b>0</b>	<b>6</b>	<b>0.9</b>

Games played: 7  
 Minutes/game: 2.7  
 Points/game: 0.9  
 FG Pct: 50.0  
 3FG Pct: 50.0

Rebounds/game: 0.1  
 Assists/game: 0.3  
 Turnovers/game: 0.3  
 Assist/turnover ratio: 1.0

#### CAREER STATISTICS

YEAR	G/GS	FG-A	PCT	3-PT	PCT	FT-A	PCT	RB	AVG	PF-FO	AS	TO	BK	ST	PTS	AVG
Fresh.	4/0	1-2	.500	0-1	.000	2-2	1.000	1	0.3	0-0	0	1	0	0	4	1.0
Soph.	7/0	2-4	.500	2-3	.500	0-0	.000	1	0.1	1-0	2	2	0	0	6	0.9
<b>TOTALS</b>	<b>11/0</b>	<b>3-6</b>	<b>.500</b>	<b>2-5</b>	<b>.400</b>	<b>2-2</b>	<b>1.000</b>	<b>2</b>	<b>0.2</b>	<b>1-0</b>	<b>2</b>	<b>3</b>	<b>0</b>	<b>0</b>	<b>10</b>	<b>0.9</b>



# IOWA HAWKEYE BASKETBALL

## Updated Iowa Player Bio

### Mike Gesell



# 10

**Fr., 6-1, 185, Guard**  
**South Sioux City, Neb.**  
**South Sioux City HS**

- Scored in double figures nine times, including three of the last five contests
- One of only four Hawkeye freshmen to post 195 points, 65 rebounds and 60 assists in a season
- Named Big Ten Freshman of the Week and ESPN Freshman of the Weekend (Dec. 17)
- Iowa's third leading scorer with 8.9 points per contest
- Has led the team in steals a team-best seven times
- Ranks second on the team in assists (63), and third in 3-pointers made (25)
- Had seven points and four assists in opening win vs. UTPA
- Tallied 15 points and dished a game-high five assists in win over Central Michigan
- Netted 19 points, bolstered by 7-10 shooting from the field, to go along with four rebounds, two assists and two steals in win over Western Kentucky
- Had nine points, four rebounds and four assists against A&M-CC
- Scored 12 points with four assists and three steals against South Dakota
- Tallied 11 points, grabbed a personal-best five rebounds and equaled a personal best with three steals in win over Iowa State
- Posted a season-high 23 points in win over UNI
- Registered personal bests in rebounds (6), steals (3) and assists (8) in victory over South Carolina State

### 2012-13 Game-by-Game

Opponent	Date	gs	min	Total		3-Pointers		Free throws		Rebounds			pf	a	t/o	blk	stl	pts	avg		
				fg-fga	pct	3fg-fga	pct	ft-fa	pct	off	def	tot								avg	
UTPA	11/09/12	*	24	3-6	.500	1-3	.333	0-0	.000	0	3	3	3.0	0	4	1	0	1	7	7.0	
CENTRAL MICHIGAN	11/12/12	*	32	6-11	.545	3-6	.500	0-1	.000	0	3	3	3.0	2	5	3	0	1	15	11.0	
HOWARD	11/15/12	*	27	1-6	.167	1-4	.250	0-0	.000	0	3	3	3.0	1	5	1	0	0	3	8.3	
GARDNER-WEBB	11/17/12	*	31	0-8	.000	0-3	.000	2-2	1.000	1	3	4	3.3	3	4	1	1	1	2	6.8	
vs Western Kentucky	11/20/12	*	29	7-10	.700	3-5	.600	2-3	.667	0	4	4	3.4	3	2	4	0	2	19	9.2	
vs Wichita State	11/21/12	*	12	0-3	.000	0-0	.000	2-2	1.000	1	2	3	3.3	4	0	3	0	0	2	8.0	
at Virginia Tech	11/27/12	*	19	2-7	.286	0-3	.000	1-2	.500	0	0	0	2.9	1	2	2	0	0	5	7.6	
A&M-CORPUS CHRISTI	12/01/12	*	21	3-3	1.000	2-2	1.000	1-2	.500	0	4	4	3.0	0	4	0	0	0	9	7.8	
SOUTH DAKOTA	12/04/12	*	31	5-11	.455	0-3	.000	2-2	1.000	0	1	1	2.8	1	4	2	0	3	12	8.2	
IOWA STATE	12/07/12	*	28	2-10	.200	1-6	.167	6-6	1.000	0	5	5	3.0	2	3	3	0	3	11	8.5	
vs UNI	12/15/12	*	28	6-9	.667	4-6	.667	7-9	.778	0	2	2	2.9	1	2	5	0	2	23	9.8	
SOUTH CAROLINA STAT	12/19/12	*	19	1-3	.333	0-1	.000	3-3	1.000	3	3	6	3.2	2	8	1	0	3	5	9.4	
COPPIN STATE	12/22/12	*	25	4-9	.444	0-3	.000	1-2	.500	0	2	2	3.1	2	1	3	1	2	9	9.4	
INDIANA	12/31/12	*	35	6-12	.500	0-2	.000	1-2	.500	0	1	1	2.9	1	2	3	1	2	13	9.6	
at Michigan	01/06/13	*	20	2-8	.250	2-5	.400	0-0	.000	1	4	5	3.1	2	1	0	0	2	6	9.4	
MICHIGAN STATE	01/10/13	*	30	3-6	.500	0-1	.000	0-0	.000	0	1	1	2.9	4	5	4	1	1	6	9.2	
at Northwestern	01/13/13	*	26	1-8	.125	0-4	.000	1-2	.500	1	2	3	2.9	3	3	1	0	0	3	8.8	
WISCONSIN	01/19/13	*	26	5-13	.385	1-5	.200	0-0	.000	1	3	4	3.0	3	0	0	0	1	11	8.9	
at Ohio State	01/22/13	*	26	2-7	.286	2-5	.400	0-0	.000	1	0	1	2.9	2	1	3	1	0	6	8.8	
at Purdue	01/27/13	*	39	6-11	.545	3-4	.750	3-4	.750	1	3	4	3.0	4	0	1	1	0	18	9.3	
PENN STATE	01/31/13	*	27	0-4	.000	0-2	.000	0-0	.000	0	2	2	2.9	3	4	3	0	2	0	8.8	
at Minnesota	02/03/13	*	30	4-12	.333	2-4	.500	1-3	.333	0	6	6	3.0	1	3	1	0	0	11	8.9	
<b>Totals</b>			<b>22</b>	<b>585</b>	<b>69-177</b>	<b>.390</b>	<b>25-77</b>	<b>.325</b>	<b>33-45</b>	<b>.733</b>	<b>10</b>	<b>57</b>	<b>67</b>	<b>3.0</b>	<b>45</b>	<b>63</b>	<b>45</b>	<b>6</b>	<b>26</b>	<b>196</b>	<b>8.9</b>

Games played: 22  
 Minutes/game: 26.6  
 Points/game: 8.9  
 FG Pct: 39.0  
 3FG Pct: 32.5  
 FT Pct: 73.3

Rebounds/game: 3.0  
 Assists/game: 2.9  
 Turnovers/game: 2.0  
 Assist/turnover ratio: 1.4  
 Steals/game: 1.2  
 Blocks/game: 0.3

- Netted 13 points in home game against #5 Indiana
- Had 11 points and four rebounds in home win over Wisconsin
- Scored a personal Big Ten-best 18 points while playing a career-high 39 minutes at Purdue
- Led team in rebounding for first time in career when he snagged six boards to go along with a team-best 11 points in road game at #23 Minnesota

#### Personal Bests

**Points:** 23 vs. UNI, 12/15/12  
**Rebounds:** 6, 2x, last at Minnesota, 2/3/13  
**FGM:** 7 vs. Western Kentucky, 11/20/12  
**FGA:** 12, 2x, last vs. Minn., 2/3/13  
**3-pt FG:** 4 vs. UNI, 12/15/12  
**3-pt FGA:** 6, 2x, last vs. UNI, 12/15/12  
**FTM:** 7 vs. UNI, 12/15/12  
**FTA:** 9 vs. UNI, 12/15/12  
**Assists:** 8 vs. SC State, 12/19/12  
**Steals:** 3, 3x, last vs. SC State, 12/19/12  
**Blocks:** 1, 6x, last at Purdue, 1/27/13  
**Minutes:** 39 at Purdue, 1/27/13

#### CAREER STATISTICS

YEAR	G/GS	FG-A	PCT	3-PT	PCT	FT-A	PCT	RB	AVG	PF-FO	AS	TO	BK	ST	PTS	AVG
Fresh.	22/22	69-177	.390	25-77	.325	33-45	.733	67	3.0	45-0	63	45	6	26	196	8.9



# IOWA HAWKEYE BASKETBALL

## Updated Iowa Player Bio

### Pat Ingram



# 24

**Fr., 6-2, 211, Guard**  
**Indianapolis, Ind.**  
**North Central HS**

- Played in 12 games
- Had at least one assist in seven of 12 games played
- Scored first career basket in opening win vs. UTPA
- Had two points, two rebounds and an assist in win over Howard
- Played a career-high 21 minutes against South Carolina State, dishing out a personal-best three assists and grabbing three rebounds
- Tallied three points and had a rebound in road game at #2 Michigan
- Had two points, two rebounds and an assist in 12 minutes of action vs. #18 Michigan State

#### Personal Bests

**Points:** 3 vs. Michigan, 1/6/13  
**Rebounds:** 3 vs. SC State, 12/19/12  
**FGM:** 1, 4x, last vs. Michigan St., 1/10/13  
**FGA:** 3 vs. SC State, 12/19/12  
**3-pt FG:** - - -  
**3-pt FGA:** 1, 2x, last vs. SCSU, 12/19/12  
**FTM:** 2 vs. Howard, 11/15/12  
**FTA:** 4 vs. Howard, 11/15/12  
**Assists:** 3 vs. SC State, 12/19/12  
**Steals:** 1, 2x, last vs. SC State, 12/19/12  
**Blocks:** - - -  
**Minutes:** 21 vs. SC State, 12/19/12

### 2012-13 Game-by-Game

Opponent	Date	gs	min	Total		3-Pointers		Free throws		Rebounds				pf	a	t/o	blk	stl	pts	avg
				fg-fga	pct	3fg-fga	pct	ft-fa	pct	off	def	tot	avg							
UTPA	11/09/12	4	1-1	1.000	0-0	.000	0-0	.000	0	0	0	0.0	0	1	1	0	0	2	2.0	
HOWARD	11/15/12	4	0-0	.000	0-0	.000	2-4	.500	0	2	2	1.0	0	1	0	0	0	2	2.0	
vs Wichita State	11/21/12	8	0-1	.000	0-0	.000	1-2	.500	0	0	0	0.7	0	1	0	0	0	1	1.7	
at Virginia Tech	11/27/12	3	0-1	.000	0-0	.000	0-0	.000	0	0	0	0.5	0	0	0	0	0	0	1.3	
A&M-CORPUS CHRISTI	12/01/12	16	0-1	.000	0-1	.000	0-0	.000	1	0	1	0.6	0	1	3	0	1	0	1.0	
SOUTH DAKOTA	12/04/12	8	1-1	1.000	0-0	.000	0-0	.000	0	0	0	0.5	1	0	0	0	0	2	1.2	
SOUTH CAROLINA STAT	12/19/12	21	1-3	.333	0-1	.000	0-2	.000	0	3	3	0.9	1	3	1	0	1	2	1.3	
COPPIN STATE	12/22/12	14	1-1	1.000	0-0	.000	0-0	.000	0	1	1	0.9	2	1	2	0	0	2	1.4	
at Michigan	01/06/13	9	1-2	.500	0-0	.000	1-2	.500	0	1	1	0.9	2	0	0	0	0	3	1.6	
MICHIGAN STATE	01/10/12	12	1-2	.500	0-0	.000	0-0	.000	0	2	2	1.0	0	1	0	0	0	2	1.6	
at Northwestern	01/13/13	6	0-0	.000	0-0	.000	0-0	.000	0	0	0	0.9	1	0	0	0	0	0	1.5	
at Ohio State	01/22/13	1	0-0	.000	0-0	.000	0-0	.000	0	0	0	0.8	0	0	1	0	0	0	1.3	
Totals		0	106	6-13	.462	0-2	.000	4-10	.400	1	9	10	0.8	7	9	8	0	2	16	1.3

Games played: 12  
 Minutes/game: 8.8  
 Points/game: 1.3  
 FG Pct: 46.2  
 3FG Pct: 0.0  
 FT Pct: 40.0

Rebounds/game: 0.8  
 Assists/game: 0.8  
 Turnovers/game: 0.7  
 Assist/turnover ratio: 1.1  
 Steals/game: 0.2

#### CAREER STATISTICS

YEAR	G/GS	FG-A	PCT	3-PT	PCT	FT-A	PCT	RB	AVG	PF-FO	AS	TO	BK	ST	PTS	AVG
Fresh.	12/0	6-13	.462	0-2	.000	4-10	.400	10	0.8	7-0	9	8	0	2	16	1.3



# IOWA HAWKEYE BASKETBALL

## Updated Iowa Player Bio

### Roy Devyn Marble



# 4

**Jr., 6-6, 194, Guard/Forward**  
**Southfield, Mich.**  
**Lathrup HS**

- Father Roy, is a three-time all-Big Ten performer and Iowa MVP, and Iowa's all-time leading scorer
- Team co-captain
- Missed Iowa's game vs. Michigan State after suffering a sprained ankle in practice on Jan. 7
- Named to the 2012 Cancun Challenge All-Tournament team
- Recognized as College Sports Madness' Big Ten Player of the Week (Dec. 17)
- Ranks second in team scoring (13.4) and 13th in the Big Ten
- Ranks third on the team in assists (60)
- Attempted at least two free throws in all but three games played this year
- Netted double figures in all but four games played this season (Iowa State, Penn State, Northwestern and Minnesota)
- Tallied a game-high 18 points and snagged six boards in win over Central Michigan
- Scored game-high 22 points on 9-of-15 shooting against Howard
- Scored all 11 points against Gardner-Webb in the second half
- Had 18 points, seven boards and a game-high seven assists against Virginia Tech
- Scored 15 points, including 13 in the second half, to go along with five rebounds against A&M-CC
- Had 14 points, eight rebounds and three assists against South Dakota
- Poured in a game and season-high 30 points, bolstered by a personal-best 14-19 shooting at the foul line, in victory over UNI
- The 19 free-throw attempts vs. UNI ties for the 10th most in a single-game by a Hawkeye
- Poured in a game-high 27 points, bolstered by a season-high 6-of-8 shooting from 3-point range, in only 22 minutes of action in win over South Carolina State

### 2012-13 Game-by-Game

Opponent	Date	gs	min	Total		3-Pointers		Free throws		Rebounds			pf	a	t/o	blk	stl	pts	avg		
				fg-fga	pct	3fg-fga	pct	ft-fa	pct	off	def	tot								avg	
UTPA	11/09/12	*	23	4-12	.333	0-2	.000	3-4	.750	0	2	2	2.0	1	4	0	0	1	11	11.0	
CENTRAL MICHIGAN	11/12/12	*	40	6-15	.400	2-4	.500	4-7	.571	2	4	6	4.0	2	3	2	0	0	18	14.5	
HOWARD	11/15/12	*	29	9-15	.600	2-5	.400	2-4	.500	1	1	2	3.3	1	2	2	1	1	22	17.0	
GARDNER-WEBB	11/17/12	*	33	4-10	.400	1-3	.333	2-2	1.000	0	4	4	3.5	2	3	5	0	3	11	15.5	
vs Western Kentucky	11/20/12	*	33	3-5	.600	0-0	.000	4-4	1.000	0	1	1	3.0	1	4	3	0	0	10	14.4	
vs Wichita State	11/21/12	*	36	4-12	.333	2-2	1.000	1-2	.500	3	1	4	3.2	2	2	5	0	0	11	13.8	
at Virginia Tech	11/27/12	*	35	9-16	.563	0-4	.000	0-0	.000	1	6	7	3.7	1	7	4	0	0	18	14.4	
A&M-CORPUS CHRISTI	12/01/12	*	23	5-7	.714	3-3	1.000	2-2	1.000	0	5	5	3.9	1	3	1	0	2	15	14.5	
SOUTH DAKOTA	12/04/12	*	30	5-14	.357	0-3	.000	4-4	1.000	2	6	8	4.3	1	3	2	0	2	14	14.4	
IOWA STATE	12/07/12	*	37	2-10	.200	0-4	.000	2-2	1.000	1	3	4	4.3	1	2	1	0	3	6	13.6	
vs UNI	12/15/12	*	37	6-14	.429	4-9	.444	14-19	.737	0	4	4	4.3	2	2	1	2	0	30	15.1	
SOUTH CAROLINA STAT	12/19/12	*	22	8-13	.615	6-8	.750	5-6	.833	0	2	2	4.1	1	1	0	0	0	27	16.1	
COPPIN STATE	12/22/12	*	24	4-9	.444	0-4	.000	3-4	.750	1	4	5	4.2	1	2	3	1	0	11	15.7	
INDIANA	12/31/12	*	33	1-14	.071	0-4	.000	12-13	.923	1	8	9	4.5	2	2	1	0	1	14	15.6	
at Michigan	01/06/13	*	28	4-9	.444	3-6	.500	3-3	1.000	0	2	2	4.3	1	1	0	0	0	14	15.5	
at Northwestern	01/13/13	*	30	4-8	.500	0-1	.000	0-0	.000	0	3	3	4.3	1	5	2	0	0	8	15.0	
WISCONSIN	01/19/13	*	27	4-8	.500	1-2	.500	4-6	.667	1	4	5	4.3	0	2	3	0	1	13	14.9	
at Ohio State	01/22/13	*	30	2-11	.182	1-4	.250	3-6	.500	3	0	3	4.2	2	2	0	0	1	8	14.5	
at Purdue	01/27/13	*	34	2-11	.182	0-3	.000	8-9	.889	1	1	2	4.1	1	3	1	0	1	12	14.4	
PENN STATE	01/31/13	*	32	3-10	.300	1-6	.167	1-2	.500	0	2	2	4.0	0	5	1	0	2	8	14.1	
at Minnesota	02/03/13	*	17	0-2	.000	0-2	.000	0-0	.000	0	3	3	4.0	2	2	3	0	0	0	13.4	
<b>Totals</b>			<b>21</b>	<b>633</b>	<b>89-225</b>	<b>.396</b>	<b>26-79</b>	<b>.329</b>	<b>77-99</b>	<b>.778</b>	<b>17</b>	<b>66</b>	<b>83</b>	<b>4.0</b>	<b>26</b>	<b>60</b>	<b>40</b>	<b>4</b>	<b>18</b>	<b>281</b>	<b>13.4</b>

Games played: 21  
 Minutes/game: 30.1  
 Points/game: 13.4  
 FG Pct: 39.6  
 3FG Pct: 32.9  
 FT Pct: 77.8

Rebounds/game: 4.0  
 Assists/game: 2.9  
 Turnovers/game: 1.9  
 Assist/turnover ratio: 1.5  
 Steals/game: 0.9  
 Blocks/game: 0.2

- Netted 12 of his 14 points from the free throw line, and grabbed a team and career-best nine rebounds in home game against #5 Indiana
- Led team in assists (5) to go along with eight points in win at Northwestern
- Scored eight of his 12 points from the foul line at Purdue
- Dished out a game-high five assists in home victory over Penn State matching his season high against Big Ten competition

#### Personal Bests

- Points:** 31 at Oregon, 3/18/12
- Rebounds:** 9 vs. Indiana, 12/31/12
- FGM:** 10 at Oregon, 3/18/12
- FGA:** 15, 2x, last vs. C. Michigan, 11/12/12
- 3-pt FG:** 7 at Oregon, 3/18/12
- 3-pt FGA:** 8, 2x, last vs. SC State, 12/19/12
- FTM:** 14 vs. UNI, 12/15/12
- FTA:** 19 vs. UNI, 12/15/12
- Assists:** 8 vs. Wisconsin, 2/23/12
- Steals:** 4, 2x, last at Illinois, 2/26/12
- Blocks:** 3 vs Boise State, 12/22/11
- Minutes:** 40, 2x, last vs. C. Michigan, 11/12/12

#### CAREER STATISTICS

YEAR	G/GS	FG-A	PCT	3-PT	PCT	FT-A	PCT	RB	AVG	PF-FO	AS	TO	BK	ST	PTS	AVG
Fresh.	31/6	66-174	.379	11-41	.268	35-66	.530	74	2.4	41-0	41	34	2	21	178	5.7
Soph.	35/27	139-319	.436	22-56	.393	102-141	.723	133	3.8	57-0	126	61	14	53	402	11.5
Junior	21/21	89-225	.396	26-79	.329	77-99	.778	83	4.0	26-0	60	40	4	18	281	13.4
<b>TOTALS</b>	<b>87/54</b>	<b>294-718</b>	<b>.409</b>	<b>59-176</b>	<b>.335</b>	<b>214-306</b>	<b>.699</b>	<b>290</b>	<b>3.3</b>	<b>124-0</b>	<b>227</b>	<b>135</b>	<b>20</b>	<b>92</b>	<b>861</b>	<b>9.9</b>





# IOWA HAWKEYE BASKETBALL

## Updated Iowa Player Bio

### Eric May



# 25

**Sr., 6-5, 219, Guard/Forward**  
**Dubuque, Iowa**  
**Wahlert HS**

- Two-time Academic All-Big Ten honoree
- Team co-captain
- Iowa's only scholarship senior on the team
- Posted his best offensive rebound average, assist rate, turnover rate and free throw percentage of his career this season
- Started for the first time this year vs. #18 Michigan State, grabbing a season-high seven boards and scoring five points in a season-high 32 minutes of action
- Averaged 5.4 points and 3.7 rebounds the last seven games
- Pulled down two rebounds or more in all but two games this season
- Scored eight points or more in three games, including both at Cancun Challenge
- Already made more free throws this season (21) than in 32 games a year ago (15)
- Had four points, four rebounds and two steals in win over Central Michigan
- Had eight points in win over Howard
- Averaged 10.5 points and six rebounds in two Cancun Challenge games
- Posted career bests in free throws made (9) and attempted (10) against Wichita State
- Credited with a career-high seven assists in win over UNI
- Tallied seven points and had two assists in win at Northwestern
- Netted eight points at #14 Ohio State

### 2012-13 Game-by-Game

Opponent	Date	gs	min	Total		3-Pointers		Free throws		Rebounds				pf	a	t/o	blk	stl	pts	avg
				fg-fga	pct	3fg-fga	pct	ft-fa	pct	off	def	tot	avg							
UTPA	11/09/12	24	2-3	.667	0-0	.000	2-2	1.000	1	4	5	5.0	0	2	1	0	1	6	6.0	
CENTRAL MICHIGAN	11/12/12	21	2-2	1.000	0-0	.000	0-0	.000	0	4	4	4.5	2	1	2	0	2	4	5.0	
HOWARD	11/15/12	14	3-5	.600	0-1	.000	2-2	1.000	0	2	2	3.7	1	0	1	0	1	8	6.0	
GARDNER-WEBB	11/17/12	12	0-0	.000	0-0	.000	2-4	.500	1	1	2	3.3	1	2	0	0	0	2	5.0	
vs Western Kentucky	11/20/12	28	3-7	.429	0-0	.000	2-3	.667	0	6	6	3.8	2	1	1	1	0	8	5.6	
vs Wichita State	11/21/12	23	2-6	.333	0-1	.000	9-10	.900	2	4	6	4.2	1	0	1	0	0	13	6.8	
at Virginia Tech	11/27/12	15	0-2	.000	0-1	.000	0-0	.000	1	2	3	4.0	4	1	1	0	1	0	5.9	
A&M-CORPUS CHRISTI	12/01/12	11	0-2	.000	0-1	.000	0-0	.000	2	2	4	4.0	0	2	0	0	1	0	5.1	
SOUTH DAKOTA	12/04/12	15	1-4	.250	0-0	.000	1-2	.500	2	1	3	3.9	2	0	1	0	1	3	4.9	
IOWA STATE	12/07/12	8	1-3	.333	0-1	.000	0-0	.000	2	0	2	3.7	1	2	0	0	1	2	4.6	
vs UNI	12/15/12	24	1-2	.500	0-0	.000	0-0	.000	2	1	3	3.6	3	7	0	0	0	2	4.4	
SOUTH CAROLINA STAT	12/19/12	11	2-4	.500	1-1	1.000	0-0	.000	0	0	0	3.3	2	0	1	0	0	5	4.4	
COPPIN STATE	12/22/12	16	1-3	.333	0-1	.000	1-3	.333	3	1	4	3.4	0	3	0	0	2	3	4.3	
INDIANA	12/31/12	6	0-0	.000	0-0	.000	0-0	.000	1	1	2	3.3	0	0	1	0	0	0	4.0	
at Michigan	01/06/13	16	0-3	.000	0-1	.000	0-0	.000	0	3	3	3.3	1	2	1	0	0	0	3.7	
MICHIGAN STATE	01/10/13	32	2-6	.333	1-2	.500	0-0	.000	1	6	7	3.5	1	1	1	0	0	5	3.8	
at Northwestern	01/13/13	23	3-5	.600	0-0	.000	1-1	1.000	1	1	2	3.4	1	2	0	0	0	7	4.0	
WISCONSIN	01/19/13	25	2-4	.500	0-0	.000	0-0	.000	2	3	5	3.5	2	1	0	0	2	4	4.0	
at Ohio State	01/22/13	21	3-6	.500	2-3	.667	0-0	.000	1	2	3	3.5	2	1	0	0	0	8	4.2	
at Purdue	01/27/13	16	1-3	.333	0-0	.000	0-0	.000	2	3	5	3.6	2	3	1	1	1	2	4.1	
PENN STATE	01/31/13	15	3-5	.600	0-2	.000	1-2	.500	2	1	3	3.5	1	3	0	0	1	7	4.2	
at Minnesota	02/03/13	24	2-3	.667	0-1	.000	1-1	1.000	1	0	1	3.4	3	1	0	1	2	5	4.3	
Totals		1	400	34-78	.436	4-16	.250	22-30	.733	27	48	75	3.4	32	35	13	3	16	94	4.3

Games played: 22  
 Minutes/game: 18.2  
 Points/game: 4.3  
 FG Pct: 43.6  
 3FG Pct: 25.0  
 FT Pct: 73.3

Rebounds/game: 3.4  
 Assists/game: 1.6  
 Turnovers/game: 0.6  
 Assist/turnover ratio: 2.7  
 Steals/game: 0.7  
 Blocks/game: 0.1

- Recorded seven points, three boards and three assists in home victory over Penn State
- Had two steals and scored five points, including a clutch traditional 3-point play down the stretch, at Minnesota

#### Personal Bests

**Points:** 20, 2x, last vs. NC A&T, 11/14/11  
**Rebounds:** 11 vs. Prairie View A&M, 12/5/09  
**FGM:** 8, 2x, last at Wake Forest, 11/30/10  
**FGA:** 16 vs. South Dakota State, 11/14/10  
**3-pt FG:** 5 vs. Ohio State, 1/27/10  
**3-pt FGA:** 10 vs. Ohio State, 1/27/10  
**FTM:** 9 vs. Wichita State, 11/21/12  
**FTA:** 10 vs. Wichita State, 11/21/12  
**Assists:** 7 vs. UNI, 12/15/12  
**Steals:** 7 vs. SIUE, 11/26/10  
**Blocks:** 3, 3x, last at Michigan, 1/30/10  
**Minutes:** 43 vs. Michigan, 2/16/10

#### CAREER STATISTICS

YEAR	G/GS	FG-A	PCT	3-PT	PCT	FT-A	PCT	RB	AVG	PF-FO	AS	TO	BK	ST	PTS	AVG
Fresh.	32/23	104-259	.402	41-143	.287	38-57	.667	147	4.6	74-1	44	59	26	34	287	9.0
Soph.	30/25	88-204	.423	26-66	.394	32-53	.604	88	2.9	41-1	38	60	9	38	234	7.8
Junior	33/21	56-146	.384	14-41	.341	15-24	.625	79	2.4	44-1	33	31	7	21	141	4.3
Senior	21/1	34-78	.436	4-16	.250	22-30	.733	75	3.4	32-0	35	13	3	16	94	4.3
<b>TOTALS</b>	<b>117/70</b>	<b>282-691</b>	<b>.408</b>	<b>85-266</b>	<b>.320</b>	<b>107-164</b>	<b>.652</b>	<b>389</b>	<b>3.3</b>	<b>191-3</b>	<b>150</b>	<b>163</b>	<b>45</b>	<b>109</b>	<b>756</b>	<b>6.5</b>



# IOWA HAWKEYE BASKETBALL

## Updated Iowa Player Bio

### Zach McCabe



# 15

**Jr., 6-7, 235, Forward**  
**Sioux City, Iowa**  
**Bishop Heelan HS**

- Ranks fourth on the team in made 3-pointers (19), third in steals (21), and fifth in rebounds (3.6)
- Averaged 2.3 steals the last three contests
- One of four Hawkeyes with at least 19 triples
- Scored 14 points and grabbed eight rebounds in opening win vs. UTPA
- Tallied seven points, three boards and an assists against A&M-CC
- Had six boards to go along with five points against South Dakota
- Recorded nine points in only 11 minutes of action in victory over South Carolina State
- Led team in rebounding (8) in win over Coppin State
- Led the team in scoring for the first time this season when he netted a season-high 15 points to go along with seven boards vs. #18 Michigan State
- Led the team in steals at Purdue
- Matched a career high with four steals in home victory over Penn State
- Reached double figures for the second time in Big Ten play with 10 points at #23 Minnesota

#### Personal Bests

**Points:** 20, 3x, last vs. Dayton, 3/13/12  
**Rebounds:** 10 vs. Minnesota, 2/1/12  
**FGM:** 9, 2x, last vs. Dayton, 3/13/12  
**FGA:** 13, 2x, last at Purdue, 1/17/12  
**3-pt FG:** 4 vs. SIUE, 11/26/10  
**3-pt FGA:** 7 vs. SIUE, 11/26/10  
**FTM:** 6 vs. Alabama, 11/20/10  
**FTA:** 7, 2x, last at Purdue, 1/17/12  
**Assists:** 4 vs. Minnesota, 2/1/12  
**Steals:** 4, 5x, last vs. Penn State, 1/31/13  
**Blocks:** 2, at Penn State, 2/16/12  
**Minutes:** 36 at Purdue, 1/17/12

### 2012-13 Game-by-Game

Opponent	Date	gs	min	Total		3-Pointers		Free throws		Rebounds			pf	a	t/o	blk	stl	pts	avg		
				fg-fga	pct	3fg-fga	pct	ft-fa	pct	off	def	tot								avg	
UTPA	11/09/12	*	21	5-9	.556	4-4	1.000	0-0	.000	2	6	8	8.0	2	1	2	0	2	14	14.0	
CENTRAL MICHIGAN	11/12/12	*	10	0-3	.000	0-2	.000	0-0	.000	1	0	1	4.5	4	1	1	0	0	0	7.0	
HOWARD	11/15/12	*	17	2-2	1.000	1-1	1.000	0-0	.000	0	3	3	4.0	1	2	2	0	0	5	6.3	
GARDNER-WEBB	11/17/12	*	24	2-10	.200	2-6	.333	2-4	.500	2	4	6	4.5	2	3	1	2	2	8	6.8	
vs Western Kentucky	11/20/12	*	21	2-8	.250	1-4	.250	4-5	.800	3	2	5	4.6	5	0	3	0	2	9	7.2	
vs Wichita State	11/21/12	*	13	0-3	.000	0-1	.000	0-0	.000	0	1	1	4.0	4	0	1	0	0	0	6.0	
at Virginia Tech	11/27/12	*	19	2-5	.400	0-2	.000	0-0	.000	2	2	4	4.0	3	3	0	0	0	4	5.7	
A&M-CORPUS CHRISTI	12/01/12		12	3-9	.333	1-5	.200	0-0	.000	2	1	3	3.9	1	1	1	0	0	7	5.9	
SOUTH DAKOTA	12/04/12		12	2-8	.250	1-5	.200	0-0	.000	1	5	6	4.1	2	0	1	1	0	5	5.8	
IOWA STATE	12/07/12		10	2-2	1.000	0-0	.000	0-0	.000	2	0	2	3.9	3	0	1	0	0	4	5.6	
vs UNI	12/15/12		20	2-7	.286	1-4	.250	0-1	.000	0	5	5	4.0	3	2	0	0	1	5	5.5	
SOUTH CAROLINA STAT	12/19/12		11	3-5	.600	1-3	.333	2-2	1.000	0	2	2	3.8	2	0	0	0	1	9	5.8	
COPPIN STATE	12/22/12		10	1-3	.333	0-2	.000	2-2	1.000	3	5	8	4.2	0	0	1	0	1	4	5.7	
INDIANA	12/31/12		18	1-6	.167	0-4	.000	2-2	1.000	1	1	2	4.0	2	0	0	0	2	4	5.6	
at Michigan	01/06/13		13	3-6	.500	0-1	.000	0-0	.000	1	0	1	3.8	3	1	1	0	1	6	5.6	
MICHIGAN STATE	01/10/13		24	6-9	.667	3-6	.500	0-0	.000	1	6	7	4.0	3	2	3	0	0	15	6.2	
at Northwestern	01/13/13		16	3-5	.600	0-1	.000	1-2	.500	0	5	5	4.1	2	1	0	0	1	7	6.2	
WISCONSIN	01/19/13		16	1-2	.500	0-0	.000	0-0	.000	1	0	1	3.9	0	0	0	1	0	2	6.0	
at Ohio State	01/22/13		15	2-4	.500	0-1	.000	4-7	.571	0	2	2	3.8	4	1	1	0	1	8	6.1	
at Purdue	01/27/13		24	1-5	.200	0-2	.000	0-0	.000	0	4	4	3.8	3	2	1	1	2	2	5.9	
PENN STATE	01/31/13		12	1-2	.500	1-2	.500	2-2	1.000	0	3	3	3.8	2	2	2	0	4	5	5.9	
at Minnesota	02/03/13		19	3-6	.500	3-5	.600	1-2	.500	0	0	0	3.6	4	1	0	0	1	10	6.0	
Totals			7	357	47-119	.395	19-61	.311	20-29	.690	22	57	79	3.6	55	23	22	5	21	133	6.0

Games played: 22  
 Minutes/game: 16.2  
 Points/game: 6.0  
 FG Pct: 39.5  
 3FG Pct: 31.1  
 FT Pct: 69.0

Rebounds/game: 3.6  
 Assists/game: 1.0  
 Turnovers/game: 1.0  
 Assist/turnover ratio: 1.0  
 Steals/game: 1.0  
 Blocks/game: 0.2

#### CAREER STATISTICS

YEAR	G/GS	FG-A	PCT	3-PT	PCT	FT-A	PCT	RB	AVG	PF-FO	AS	TO	BK	ST	PTS	AVG
Fresh.	31/2	59-169	.349	24-84	.286	37-46	.804	111	3.6	69-3	24	48	1	22	179	5.8
Soph.	35/30	99-200	.495	22-49	.449	53-71	.746	161	4.6	119-7	36	60	9	29	273	7.8
Junior	22/7	47-119	.395	19-61	.311	20-29	.690	79	3.6	55-1	23	22	5	21	133	6.0
TOTALS	88/39	205-488	.420	65-194	.335	111-146	.753	351	4.0	243-11	83	130	15	72	585	6.6



# IOWA HAWKEYE BASKETBALL

## Updated Iowa Player Bio

### Kyle Meyer

### 2012-13 Game-by-Game



# 42

**Fr., 6-10, 229, Forward**  
**Alpharetta, Ga.**  
**Northview HS**

- Will red-shirt his freshman season

#### Personal Bests

Points: ---  
 Rebounds: ---  
 FGM: ---  
 FGA: ---  
 3-pt FG: ---  
 3-pt FGA: ---  
 FTM: ---  
 FTA: ---  
 Assists: ---  
 Steals: ---  
 Blocks: ---  
 Minutes: ---

---

CAREER STATISTICS																
YEAR	G/GS	FG-A	PCT	3-PT	PCT	FT-A	PCT	RB	AVG	PF-FO	AS	TO	BK	ST	PTS	AVG
Fresh.	0/0	0-0	.000	0-0	.000	0-0	.000	0	0.0	0-0	0	0	0	0	0	0.0



# IOWA HAWKEYE BASKETBALL

## Updated Iowa Player Bio

### Josh Oglesby



# 2

**So., 6-5, 202, Guard**  
**Cedar Rapids, Iowa**  
**Washington HS**

- Tied for first on the team in 3-pointers made (26)
- Twenty-six of his 34 field goals have come from long distance
- Seventy-seven percent of his offense has come from long distance (78-of-101 points)
- Has made two triples or more nine times this season
- Netted double figures four times this year
- Did not play in Iowa's game vs. SC State (Dec. 19) due to injury
- Scored a game-high 13 points against Gardner-Webb with three 3-pointers and four free throws
- Scored all 12 points via four 3-pointers in the first half while also blocking a career-best two shots and matching a career high with five rebounds vs. Wichita State
- Went 3-of-6 behind the arc to score nine points at Virginia Tech
- Had 12 points and two assists against A&M-CC
- Tallied eight second-half points and tied career high with two steals in victory over Iowa State
- Made two 3-pointers in home game against #5 Indiana

### 2012-13 Game-by-Game

Opponent	Date	gs	min	Total		3-Pointers		Free throws		Rebounds				pf	a	t/o	blk	stl	pts	avg
				fg-fga	pct	3fg-fga	pct	ft-fa	pct	off	def	tot	avg							
UTPA	11/09/12	14	1-5	.200	1-5	.200	1-2	.500	0	0	0	0.0	0	0	0	0	0	0	4	4.0
CENTRAL MICHIGAN	11/12/12	6	0-2	.000	0-2	.000	0-0	.000	0	0	0	0.0	0	0	0	0	0	1	0	2.0
HOWARD	11/15/12	13	0-5	.000	0-5	.000	0-0	.000	0	1	1	0.3	1	0	0	0	0	0	1.3	
GARDNER-WEBB	11/17/12	20	3-6	.500	3-6	.500	4-5	.800	1	0	1	0.5	2	0	2	0	0	13	4.3	
vs Western Kentucky	11/20/12	11	0-3	.000	0-2	.000	0-1	.000	0	1	1	0.6	0	0	0	0	0	0	3.4	
vs Wichita State	11/21/12	21	4-11	.364	4-8	.500	0-0	.000	0	5	5	1.3	2	1	1	2	0	12	4.8	
at Virginia Tech	11/27/12	16	3-6	.500	3-6	.500	0-0	.000	0	0	0	1.1	2	0	0	0	0	9	5.4	
A&M-CORPUS CHRISTI	12/01/12	24	4-9	.444	2-6	.333	2-2	1.000	1	1	2	1.3	0	2	2	0	0	12	6.3	
SOUTH DAKOTA	12/04/12	15	0-3	.000	0-3	.000	0-0	.000	0	0	0	1.1	0	1	1	0	0	0	5.6	
IOWA STATE	12/07/12	20	3-6	.500	2-5	.400	0-0	.000	1	1	2	1.2	0	2	2	0	2	8	5.8	
vs UNI	12/15/12	19	2-4	.500	2-4	.500	0-0	.000	0	2	2	1.3	0	2	1	0	1	6	5.8	
COPPIN STATE	12/22/12	13	1-6	.167	0-5	.000	0-0	.000	0	2	2	1.3	0	2	0	0	0	2	5.5	
INDIANA	12/31/12	19	2-5	.400	2-5	.400	0-0	.000	0	4	4	1.5	0	2	1	0	1	6	5.5	
at Michigan	01/06/13	21	1-6	.167	0-4	.000	0-0	.000	0	0	0	1.4	0	3	0	0	0	2	5.3	
MICHIGAN STATE	01/10/13	11	0-4	.000	0-3	.000	0-0	.000	1	2	3	1.5	0	1	0	0	0	0	4.9	
at Northwestern	01/13/13	20	5-11	.455	4-9	.444	0-0	.000	0	1	1	1.5	1	4	0	0	1	14	5.5	
WISCONSIN	01/19/13	13	1-5	.200	0-2	.000	0-0	.000	0	1	1	1.5	0	0	1	0	0	2	5.3	
at Ohio State	01/22/13	10	0-0	.000	0-0	.000	0-0	.000	0	0	0	1.4	0	0	1	0	0	0	5.0	
at Purdue	01/27/13	13	0-5	.000	0-3	.000	0-0	.000	0	2	2	1.4	0	1	1	0	0	0	4.7	
PENN STATE	01/31/13	11	1-5	.200	1-5	.200	0-0	.000	0	0	0	1.4	1	0	1	0	0	3	4.7	
at Minnesota	02/03/13	21	3-11	.273	2-8	.250	0-0	.000	0	1	1	1.3	0	3	0	0	2	8	4.8	
Totals		0	331	34-118	.288	26-96	.271	7-10	.700	4	24	28	1.3	9	24	14	2	8	101	4.8

Games played: 21  
 Minutes/game: 15.8  
 Points/game: 4.8  
 FG Pct: 28.8  
 3FG Pct: 27.1  
 FT Pct: 70.0

Rebounds/game: 1.3  
 Assists/game: 1.1  
 Turnovers/game: 0.7  
 Assist/turnover ratio: 1.7  
 Steals/game: 0.4  
 Blocks/game: 0.1

- Equaled a season-high with four 3-pointers, all in the second half, in road win at Northwestern
- Netted eight points, most since the Northwestern game on Jan. 13, along with tying a personal best with two steals at #23 Minnesota

#### Personal Bests

**Points:** 24 at Indiana, 1/29/12  
**Rebounds:** 5, 2x, last vs. Wichita State, 11/21/12  
**FGM:** 8 at Indiana, 1/29/12  
**FGA:** 12 at Indiana, 1/29/12  
**3-pt FG:** 6 at Indiana, 1/29/12  
**3-pt FGA:** 8 at Indiana, 1/29/12  
**FTM:** 5 vs. Indiana, 2/19/12  
**FTA:** 6 vs. Indiana, 2/19/12  
**Assists:** 4 2x, last vs. Northwestern, 1/13/13  
**Steals:** 2, 3x, last at Minnesota, 2/3/13  
**Blocks:** 2 vs. Wichita State, 11/21/12  
**Minutes:** 36 vs. Indiana, 2/19/12

#### CAREER STATISTICS

YEAR	G/GS	FG-A	PCT	3-PT	PCT	FT-A	PCT	RB	AVG	PF-FO	AS	TO	BK	ST	PTS	AVG
Fresh.	35/5	76-191	.398	45-121	.372	26-36	.722	59	1.7	26-0	41	15	2	7	223	6.4
Soph.	21/0	34-118	.290	26-96	.271	7-10	.700	28	1.3	9-0	24	14	2	8	101	4.8
<b>TOTALS</b>	<b>56/5</b>	<b>110-309</b>	<b>.359</b>	<b>71-217</b>	<b>.327</b>	<b>33-46</b>	<b>.717</b>	<b>87</b>	<b>1.6</b>	<b>35-0</b>	<b>65</b>	<b>29</b>	<b>4</b>	<b>15</b>	<b>324</b>	<b>5.8</b>



# IOWA HAWKEYE BASKETBALL

## Updated Iowa Player Bio

### Gabriel Olaseni



0

**So., 6-10, 229, Center**  
**London, England**  
**Sunrise Christian Academy**

- As a reserve, ranks 15th in the Big Ten in blocked shots (1.0)
- Made first 15 free throw attempts of the season; shooting 75 percent for the season (18-of-24)
- Grabbed seven rebounds or more four times this season
- Snagged seven rebounds in opening win vs. UTPA
- Scored eight points in win against South Dakota, and snagged nine rebounds
- Scored four points, grabbed four rebounds and blocked two shots in victory over UNI
- Posted career bests in rebounding (10) and blocked shots (4) to go along with six points in victory over South Carolina State
- Netted a career-high 14 points, grabbed seven boards and rejected two shots in win over Coppin State

### 2012-13 Game-by-Game

Opponent	Date	gs	min	Total		3-Pointers		Free throws		Rebounds				pf	a	t/o	blk	stl	pts	avg
				fg-fga	pct	3fg-fga	pct	ft-fa	pct	off	def	tot	avg							
UTPA	11/09/12	14	1-3	.333	0-0	.000	0-0	.000	1	6	7	7.0	4	0	0	2	1	2	2.0	
CENTRAL MICHIGAN	11/12/12	3	0-0	.000	0-0	.000	2-2	1.000	0	2	2	4.5	0	0	0	0	0	2	2.0	
HOWARD	11/15/12	14	0-1	.000	0-0	.000	0-0	.000	1	2	3	4.0	3	0	0	2	1	0	1.3	
GARDNER-WEBB	11/17/12	4	0-0	.000	0-0	.000	0-0	.000	2	0	2	3.5	1	0	1	0	1	0	1.0	
vs Western Kentucky	11/20/12	2	0-1	.000	0-0	.000	0-0	.000	0	1	1	3.0	1	0	1	1	0	0	0.8	
vs Wichita State	11/21/12	3	0-0	.000	0-0	.000	0-0	.000	0	0	0	2.5	0	0	0	0	0	0	0.7	
at Virginia Tech	11/27/12	3	0-0	.000	0-0	.000	0-0	.000	0	0	0	2.1	2	0	0	0	0	0	0.6	
A&M-CORPUS CHRISTI	12/01/12	15	1-2	.500	0-0	.000	4-4	1.000	0	1	1	2.0	1	1	0	3	0	6	1.3	
SOUTH DAKOTA	12/04/12	11	3-4	.750	0-0	.000	2-2	1.000	5	4	9	2.8	3	0	0	2	0	8	2.0	
vs UNI	12/15/12	12	2-3	.667	0-0	.000	0-0	.000	3	1	4	2.9	1	0	0	2	0	4	2.2	
SOUTH CAROLINA STAT	12/19/12	19	1-4	.250	0-0	.000	4-4	1.000	4	6	10	3.5	0	0	1	4	2	6	2.5	
COPPIN STATE	12/22/12	18	6-8	.750	0-0	.000	2-2	1.000	3	4	7	3.8	1	1	1	2	0	14	3.5	
INDIANA	12/31/12	5	0-0	.000	0-0	.000	1-2	.500	0	0	0	3.5	0	0	0	0	0	1	3.3	
at Michigan	01/06/13	14	4-8	.500	0-0	.000	0-2	.000	2	0	2	3.4	1	0	1	1	0	8	3.6	
MICHIGAN STATE	01/10/13	6	0-0	.000	0-0	.000	0-0	.000	0	0	0	3.2	0	0	0	1	0	0	3.4	
at Northwestern	01/13/13	8	0-1	.000	0-0	.000	1-2	.500	2	2	4	3.3	0	0	0	0	0	1	3.3	
WISCONSIN	01/19/13	5	1-1	1.000	0-0	.000	0-0	.000	0	0	0	3.1	1	0	0	0	1	2	3.2	
at Ohio State	01/22/13	15	1-4	.250	0-0	.000	0-2	.000	1	1	2	3.0	2	0	0	0	0	2	3.1	
at Purdue	01/27/13	11	0-0	.000	0-0	.000	0-0	.000	0	2	2	2.9	2	1	0	0	0	0	2.9	
PENN STATE	01/31/13	10	1-1	1.000	0-0	.000	2-2	1.000	1	2	3	3.0	1	0	1	0	0	4	3.0	
at Minnesota	02/03/13	6	0-0	.000	0-0	.000	0-0	.000	2	0	2	2.9	2	0	2	0	0	0	2.9	
<b>Totals</b>		<b>0</b>	<b>198</b>	<b>21-41</b>	<b>.512</b>	<b>0-0</b>	<b>.000</b>	<b>18-24</b>	<b>.750</b>	<b>27</b>	<b>34</b>	<b>61</b>	<b>2.9</b>	<b>26</b>	<b>3</b>	<b>8</b>	<b>20</b>	<b>6</b>	<b>60</b>	<b>2.9</b>

Games played: 21  
 Minutes/game: 9.4  
 Points/game: 2.9  
 FG Pct: 51.2  
 FT Pct: 75.0

Rebounds/game: 2.9  
 Assists/game: 0.1  
 Turnovers/game: 0.4  
 Assist/turnover ratio: 0.4  
 Steals/game: 0.3  
 Blocks/game: 1.0

- Scored eight points in road game at #2 Michigan

#### Personal Bests

**Points:** 14 vs. Coppin State, 12/22/12  
**Rebounds:** 10 vs. SC State, 12/19/12  
**FGM:** 6 vs. Coppin State, 12/22/12  
**FGA:** 8 vs. Coppin State, 12/22/12  
**FTM:** 6 vs. Chicago State, 11/11/11  
**FTA:** 8 vs. Chicago State, 11/11/11  
**Assists:** 1, 4x, last Coppin State, 12/22/12  
**Steals:** 2, 2x, last vs. SCSU, 12/19/12  
**Blocks:** 4 vs. SC State, 12/19/12  
**Minutes:** 19 vs. SC State, 12/19/12

#### CAREER STATISTICS

YEAR	G/GS	FG-A	PCT	3-PT	PCT	FT-A	PCT	RB	AVG	PF-FO	AS	TO	BK	ST	PTS	AVG
Fresh.	18/0	9-19	.474	0-0	.000	8-13	.615	22	1.2	12-0	3	9	8	4	26	1.4
Soph.	20/0	21-41	.512	0-0	.000	18-24	.750	61	2.9	26-0	3	8	20	6	60	2.9
<b>TOTALS</b>	<b>39/0</b>	<b>30-60</b>	<b>.500</b>	<b>0-0</b>	<b>.000</b>	<b>26-37</b>	<b>.703</b>	<b>83</b>	<b>2.1</b>	<b>38-0</b>	<b>6</b>	<b>17</b>	<b>28</b>	<b>10</b>	<b>86</b>	<b>2.2</b>



# IOWA HAWKEYE BASKETBALL

## Updated Iowa Player Bio

### Christopher Rickert



11

**Sr, 6-3, 180, Junior**  
**Sioux City, Iowa**  
**Bixhop Heelan HS**

- Non-scholarship athlete
- Played in eight career games, including seven this season
- Posted career bests in scoring (4) and minutes played (4) in win over South Carolina State
- Dished out first career assist on an alley-oop pass to teammate Gabriel Olaseni in win over Coppin State

#### Personal Bests

**Points:** 4, vs. SC State, 12/19/12  
**Rebounds:** 3 vs. Coppin State, 12/22/12  
**FGM:** 2 vs. SC State, 12/19/12  
**FGA:** 2 vs. SC State, 12/19/12  
**3-pt FG:** ---  
**3-pt FGA:** ---  
**FTM:** ---  
**FTA:** ---  
**Assists:** 1 vs. Coppin State, 12/22/12  
**Steals:** ---  
**Blocks:** ---  
**Minutes:** 4 vs. SC State, 12/19/12

### 2012-13 Game-by-Game

Opponent	Date	gs	min	Total		3-Pointers		Free throws		Rebounds				pf	a	t/o	blk	stl	pts	avg
				fg-fga	pct	3fg-fga	pct	ft-fa	pct	off	def	tot	avg							
UTPA	11/09/12	3	0-1	.000	0-0	.000	0-0	.000	0	0	0	0.0	1	0	0	0	0	0	0.0	
HOWARD	11/15/12	1	0-0	.000	0-0	.000	0-0	.000	0	1	1	0.5	0	0	0	0	0	0	0.0	
A&M-CORPUS CHRISTI	12/01/12	2	0-0	.000	0-0	.000	0-0	.000	0	0	0	0.3	0	0	0	0	0	0	0.0	
SOUTH DAKOTA	12/04/12	1	0-0	.000	0-0	.000	0-0	.000	0	0	0	0.3	0	0	0	0	0	0	0.0	
SOUTH CAROLINA STAT	12/19/12	4	2-2	1.000	0-0	.000	0-0	.000	0	2	2	0.6	0	0	0	0	0	4	0.8	
COPPIN STATE	12/22/12	4	1-1	1.000	0-0	.000	0-2	.000	1	2	3	1.0	0	1	0	0	0	2	1.0	
at Northwestern	01/13/13	1	0-1	.000	0-0	.000	0-0	.000	0	0	0	0.9	0	0	0	0	0	0	0.9	
<b>Totals</b>		<b>0</b>	<b>16</b>	<b>3-5</b>	<b>.600</b>	<b>0-0</b>	<b>.000</b>	<b>0-2</b>	<b>.000</b>	<b>1</b>	<b>5</b>	<b>6</b>	<b>0.9</b>	<b>1</b>	<b>1</b>	<b>0</b>	<b>0</b>	<b>6</b>	<b>0.9</b>	

Games played: 7  
 Minutes/game: 2.3  
 Points/game: 0.9  
 FG Pct: 60.0  
 FT Pct: 0.0

Rebounds/game: 0.9  
 Assists/game: 0.1  
 Assist/turnover ratio: 99.9

#### CAREER STATISTICS

YEAR	G/GS	FG-A	PCT	3-PT	PCT	FT-A	PCT	RB	AVG	PF-FO	AS	TO	BK	ST	PTS	AVG
Junior	1/0	0-0	.000	0-0	.000	0-0	.000	0	0.0	0-0	0	0	0	0	0	0.0
Senior	7/0	3-5	.600	0-0	.000	0-2	.000	6	0.9	1-0	1	0	0	0	6	0.9
<b>TOTALS</b>	<b>8/0</b>	<b>3-5</b>	<b>.600</b>	<b>0-0</b>	<b>.000</b>	<b>0-2</b>	<b>.000</b>	<b>6</b>	<b>0.8</b>	<b>1-0</b>	<b>1</b>	<b>0</b>	<b>0</b>	<b>0</b>	<b>6</b>	<b>0.8</b>






# IOWA HAWKEYE BASKETBALL

## Updated Iowa Player Bio

### Darius Stokes



# 35

**So., 6-7, 203, Forward**  
**Cedar Rapids, Iowa**  
**Linn-Mar HS**

- Non-scholarship athlete
- Saw action in 19 career games, including seven this season
- Scored at least one point in four games this season
- Blocked one shot in opening win vs. UTPA
- Played a career-high eight minutes against A&M-CC
- Had two points and two rebounds in win over South Dakota
- Grabbed a career-best five rebounds in win over South Carolina State
- Cleared two rebounds in win at Northwestern

#### Personal Bests

**Points:** 2, 4x, last vs. South Dakota, 12/4/12  
**Rebounds:** 5 vs. SC State, 12/19/12  
**FGM:** 1, 2x, last vs. Indiana, 2/19/12  
**FGA:** 4, vs. A&M-CC, 12/1/12  
**3-pt FG:** ---  
**3-pt FGA:** 1, vs. A&M-CC, 12/1/12  
**FTM:** ---  
**FTA:** 1, vs. A&M-CC, 12/1/12  
**Assists:** 1, 2x, last vs. C. Arkansas, 12/19/11  
**Steals:** 1 vs. Clemson, 11/29/11  
**Blocks:** 1, 3x, last vs. UTPA, 11/9/12  
**Minutes:** 8, 2x, last vs. SC State, 12/19/12

### 2012-13 Game-by-Game

Opponent	Date	gs	min	Total		3-Pointers		Free throws		Rebounds				pf	a	t/o	blk	stl	pts	avg
				fg-fga	pct	3fg-fga	pct	ft-fga	pct	off	def	tot	avg							
UTPA	11/09/12	4	0-0	.000	0-0	.000	0-0	.000	0	0	0	0.0	0	1	0	1	0	0	0	0.0
HOWARD	11/15/12	2	0-0	.000	0-0	.000	1-2	.500	1	1	2	1.0	1	0	0	0	0	1	0.5	
A&M-CORPUS CHRISTI	12/01/12	8	1-4	.250	0-1	.000	0-1	.000	1	0	1	1.0	1	0	1	0	0	2	1.0	
SOUTH DAKOTA	12/04/12	3	1-1	1.000	0-0	.000	0-0	.000	0	2	2	1.3	0	0	1	0	0	2	1.3	
SOUTH CAROLINA STAT	12/19/12	8	0-2	.000	0-2	.000	0-0	.000	1	4	5	2.0	0	0	2	0	0	0	1.0	
COPPIN STATE	12/22/12	6	0-1	.000	0-0	.000	1-2	.500	0	2	2	2.0	1	0	2	0	0	1	1.0	
at Northwestern	01/13/13	1	0-0	.000	0-0	.000	0-0	.000	0	2	2	2.0	0	0	0	0	0	0	0.9	
<b>Totals</b>		<b>0</b>	<b>32</b>	<b>2-8</b>	<b>.250</b>	<b>0-3</b>	<b>.000</b>	<b>2-5</b>	<b>.400</b>	<b>3</b>	<b>11</b>	<b>14</b>	<b>2.0</b>	<b>3</b>	<b>1</b>	<b>6</b>	<b>1</b>	<b>0</b>	<b>6</b>	<b>0.9</b>

Games played: 7  
 Minutes/game: 4.6  
 Points/game: 0.9  
 FG Pct: 25.0  
 3FG Pct: 0.0  
 FT Pct: 40.0

Rebounds/game: 2.0  
 Assists/game: 0.1  
 Turnovers/game: 0.9  
 Assist/turnover ratio: 0.2  
 Blocks/game: 0.1

#### CAREER STATISTICS

YEAR	G/GS	FG-A	PCT	3-PT	PCT	FT-A	PCT	RB	AVG	PF-FO	AS	TO	BK	ST	PTS	AVG
Fresh.	12/0	2-5	.400	0-0	.000	0-0	.000	9	0.8	6-0	2	2	2	1	4	0.3
Soph.	7/0	2-8	.250	0-3	.000	2-5	.400	14	2.0	3-0	1	6	1	0	6	0.9
<b>TOTALS</b>	<b>19/0</b>	<b>4-13</b>	<b>.308</b>	<b>0-3</b>	<b>.000</b>	<b>2-5</b>	<b>.400</b>	<b>23</b>	<b>1.2</b>	<b>9-0</b>	<b>3</b>	<b>8</b>	<b>3</b>	<b>1</b>	<b>10</b>	<b>0.5</b>



# IOWA HAWKEYE BASKETBALL

## Updated Iowa Player Bio

### Aaron White



# 30

**So., 6-8, 218, Forward**  
**Strongsville, Ohio**  
**Strongsville HS**

- Leads team in scoring (13.9); rebounding (6.0); free throws made (107); free throws attempted (147); and ranks second in steals (23)
- Named to the 2012 Cancun Challenge All-Tournament team
- Iowa is 8-1 this season when White scores 16 points or more
- One of only three Big Ten players to average at least 13.9 points and six rebounds (Zeller of Indiana and Thomas of Ohio State)
- Averaged 14.4 points and 5.8 rebounds the last 16 contests, and 16.3 points the last three games
- Attempted double-digit free throws four times this season
- Scored in double figures in 17 of 22 games, including the last seven
- Ranks 40th in the nation, third in the Big Ten, in FT attempts (6.68)
- Tied the Cancun Challenge record for most free throws made (28) in the four-game tournament
- Collected a career-high four steals to go along with a game-high 16 points in opening win vs. UTPA
- Posted 14 points and a game-high nine rebounds in win over Central Michigan
- Scored 16 points, grabbed a game-high eight rebounds and went 10-of-11 at the line against Howard
- Posted a double-double against Gardner-Webb with 13 points and 10 rebounds, both of which were team highs
- Posted a double-double at Virginia Tech with 21 points and 10 rebounds, both of which were team highs
- Matched season high with 21 points to go along with six boards in win over South Dakota
- Tallied 18 points and seven rebounds in win over Iowa State
- Grabbed a game-high nine boards in win over UNI
- Recorded nine points, seven boards, two assists and two steals in win over South Carolina State
- Poured in 20 points, 12 points via six dunks, in only 21 minutes of action in victory over Coppin State

### 2012-13 Game-by-Game

Opponent	Date	gs	min	Total		3-Pointers		Free throws		Rebounds				pf	a	t/o	blk	stl	pts	avg	
				fg-fga	pct	3fg-fga	pct	ft-fga	pct	off	def	tot	avg								
UTPA	11/09/12	*	21	6-9	.667	0-1	.000	4-6	.667	3	2	5	5.0	1	2	1	2	4	16	16.0	
CENTRAL MICHIGAN	11/12/12	*	31	4-8	.500	0-1	.000	6-9	.667	5	4	9	7.0	3	2	3	0	1	14	15.0	
HOWARD	11/15/12	*	26	3-7	.429	0-4	.000	10-11	.909	3	5	8	7.3	2	3	1	1	0	16	15.3	
GARDNER-WEBB	11/17/12	*	31	3-7	.429	0-2	.000	7-13	.538	7	3	10	8.0	2	0	1	1	2	13	14.8	
vs Western Kentucky	11/20/12	*	29	1-2	.500	0-1	.000	0-0	.000	0	4	4	7.2	1	1	3	0	0	2	12.2	
vs Wichita State	11/21/12	*	35	1-4	.250	1-2	.500	11-12	.917	0	3	3	6.5	3	1	2	1	2	14	12.5	
at Virginia Tech	11/27/12	*	34	8-15	.533	0-3	.000	5-6	.833	2	8	10	7.0	1	0	0	0	0	21	13.7	
A&M-CORPUS CHRISTI	12/01/12	*	11	2-2	1.000	0-0	.000	2-2	1.000	2	1	3	6.5	3	0	0	0	0	6	12.8	
SOUTH DAKOTA	12/04/12	*	24	7-11	.636	1-1	1.000	6-6	1.000	3	3	6	6.4	1	1	1	0	1	21	13.7	
IOWA STATE	12/07/12	*	31	7-13	.538	0-1	.000	4-5	.800	2	5	7	6.5	1	3	1	0	1	18	14.1	
vs UNI	12/15/12	*	27	1-5	.200	1-2	.500	4-6	.667	1	8	9	6.7	2	2	1	2	0	7	13.5	
SOUTH CAROLINA STAT	12/19/12	*	22	3-8	.375	1-4	.250	2-4	.500	1	6	7	6.8	0	2	1	1	2	9	13.1	
COPPIN STATE	12/22/12	*	21	7-8	.875	0-0	.000	6-7	.857	2	1	3	6.5	1	0	1	0	1	20	13.6	
INDIANA	12/31/12	*	33	6-12	.500	1-1	1.000	2-5	.400	4	2	6	6.4	2	2	0	1	0	15	13.7	
at Michigan	01/06/13	*	19	3-6	.500	0-0	.000	0-0	.000	0	2	2	6.1	3	2	2	0	0	6	13.2	
MICHIGAN STATE	01/10/13	*	34	4-6	.667	0-0	.000	3-6	.500	2	4	6	6.1	2	2	3	1	1	11	13.1	
at Northwestern	01/13/13	*	29	7-9	.778	0-1	.000	3-4	.750	1	5	6	6.1	1	4	2	1	1	17	13.3	
WISCONSIN	01/19/13	*	29	2-4	.500	0-0	.000	13-15	.867	0	7	7	6.2	2	0	1	0	2	17	13.5	
at Ohio State	01/22/13	*	26	5-11	.455	0-1	.000	3-7	.429	6	1	7	6.2	0	0	2	0	1	13	13.5	
at Purdue	01/27/13	*	29	4-11	.364	2-3	.667	2-5	.400	1	3	4	6.1	2	2	2	0	1	12	13.4	
PENN STATE	01/31/13	*	34	8-15	.533	1-3	.333	10-11	.909	4	1	5	6.0	1	0	1	2	1	27	14.0	
at Minnesota	02/03/13	*	32	3-10	.300	0-2	.000	4-7	.571	3	2	5	6.0	0	2	1	0	2	10	13.9	
Totals			22	608	95-183	.519	8-33	.242	107-147	.728	52	80	132	6.0	34	31	30	13	23	305	13.9

Games played: 22  
 Minutes/game: 27.6  
 Points/game: 13.9  
 FG Pct: 51.9  
 3FG Pct: 24.2  
 FT Pct: 72.8

Rebounds/game: 6.0  
 Assists/game: 1.4  
 Turnovers/game: 1.4  
 Assist/turnover ratio: 1.0  
 Steals/game: 1.0  
 Blocks/game: 0.6

- Scored a game-high 17 points, bolstered by four dunks, and also grabbed six boards in win at Northwestern
- Netted 13 of his 17 points at the free throw line, and cleared a team-high seven boards in a home win over Wisconsin
- Scored a team-high 13 points and had seven boards at #14 Ohio State
- Poured in a game and career-high 27 points, bolstered by 10-of-11 from the foul line in home win over Penn State

#### Personal Bests

**Points:** 27 vs. Penn State, 1/31/13  
**Rebounds:** 12 at Northwestern, 12/9/12  
**FGM:** 10 vs. Dayton, 3/13/12  
**FGA:** 15, 2x, last vs. Penn State, 1/31/13  
**3-pt FG:** 2, 4x, last at Northwestern, 12/9/12  
**3-pt FGA:** 4 vs. Penn State, 2/4/12  
**FTM:** 13 vs. Wisconsin, 1/19/13  
**FTA:** 15 vs. Wisconsin, 1/19/13  
**Assists:** 4, 2x, last vs. Northwestern, 1/13/13  
**Steals:** 4 vs. UTPA, 11/9/12  
**Blocks:** 3, 2x, last at Penn State, 2/16/12  
**Minutes:** 35, 3x, last vs. Wichita St, 11/21/12

#### CAREER STATISTICS

YEAR	G/GS	FG-A	PCT	3-PT	PCT	FT-A	PCT	RB	AVG	PF-FO	AS	TO	BK	ST	PTS	AVG
Fresh.	35/14	136-270	.504	17-61	.279	100-143	.699	199	5.7	73-2	31	49	23	31	389	11.1
Soph.	22/22	95-183	.519	8-33	.242	107-147	.728	132	6.0	34-0	31	30	13	23	305	13.9
<b>TOTALS</b>	<b>57/36</b>	<b>231-453</b>	<b>.510</b>	<b>25-94</b>	<b>.266</b>	<b>207-290</b>	<b>.714</b>	<b>331</b>	<b>5.8</b>	<b>107-2</b>	<b>62</b>	<b>79</b>	<b>36</b>	<b>54</b>	<b>694</b>	<b>12.2</b>



# IOWA HAWKEYE BASKETBALL

## Updated Iowa Player Bio

### Adam Woodbury



# 34

**Fr., 7-1, 235, Center**  
**Sioux City, Iowa**  
**East HS**

- Ranks second on team in rebounding (5.3) and third in blocks (16)
- Team's sixth leading scorer (5.3)
- Scored in double figures four times
- Blocked three shots to go along with 10 points in opening win vs. UTPA
- Recorded 12 points and eight rebounds against Gardner-Webb, making 5-of-6 field goals
- Tallied team-high three blocks to go along with seven points against Virginia Tech
- Scored a personal-high 13 points and went 5-of-6 from the field against A&M-CC
- Had 10 points and six rebounds in win over South Dakota
- Dished out a personal-best three assists to go along with nine points and five boards in win over Iowa State
- Pulled down a personal-best nine rebounds to go along with six points and a steal in victory over South Carolina State
- Registered seven points and six rebounds in win over Coppin State
- Led the team with seven boards at #2 Michigan
- Cleared a game-high nine rebounds in win at Northwestern

#### Personal Bests

**Points:** 13 vs. A&M-CC, 12/1/12  
**Rebounds:** 9, 2x, last vs. Northwestern, 1/13/13  
**FGM:** 5, 2x, last vs. A&M-CC, 12/1/12  
**FGA:** 6, 3x, last vs. A&M-CC, 12/1/12  
**FTM:** 3 vs. A&M-CC, 12/1/12  
**FTA:** 4 vs. A&M-CC, 12/1/12  
**Assists:** 3 vs. Iowa State, 12/7/12  
**Steals:** 2, 2x, last vs. Indiana, 12/31/12  
**Blocks:** 3, 2x, last at Virginia Tech, 11/27/12  
**Minutes:** 23 vs. Iowa State, 12/7/12

### 2012-13 Game-by-Game

Opponent	Date	gs	min	Total		3-Pointers		Free throws		Rebounds				pf	a	t/o	blk	stl	pts	avg	
				fg-fga	pct	3fg-fga	pct	ft-fga	pct	off	def	tot	avg								
UTPA	11/09/12	*	14	4-6	.667	0-0	.000	2-3	.667	2	1	3	3.0	0	1	1	3	1	10	10.0	
CENTRAL MICHIGAN	11/12/12	*	16	1-3	.333	0-0	.000	0-1	.000	4	1	5	4.0	2	0	1	1	1	2	6.0	
HOWARD	11/15/12	*	19	2-2	1.000	0-0	.000	0-0	.000	1	5	6	4.7	2	0	0	1	0	4	5.3	
GARDNER-WEBB	11/17/12	*	19	5-6	.833	0-0	.000	2-2	1.000	2	6	8	5.5	2	0	0	1	2	12	7.0	
vs Western Kentucky	11/20/12	*	13	2-5	.400	0-0	.000	0-0	.000	3	3	6	5.6	3	0	1	0	0	4	6.4	
vs Wichita State	11/21/12	*	17	0-3	.000	0-0	.000	1-3	.333	1	0	1	4.8	3	1	0	1	0	1	5.5	
at Virginia Tech	11/27/12	*	19	2-5	.400	0-0	.000	3-5	.600	2	3	5	4.9	2	1	1	3	0	7	5.7	
A&M-CORPUS CHRISTI	12/01/12	*	20	5-6	.833	0-0	.000	3-4	.750	1	4	5	4.9	3	1	2	0	0	13	6.6	
SOUTH DAKOTA	12/04/12	*	16	5-6	.833	0-0	.000	0-0	.000	3	3	6	5.0	1	2	2	1	0	10	7.0	
IOWA STATE	12/07/12	*	23	4-5	.800	0-0	.000	1-2	.500	1	4	5	5.0	1	0	2	0	0	9	7.2	
vs UNI	12/15/12	*	9	0-3	.000	0-0	.000	1-2	.500	1	2	3	4.8	3	0	2	0	0	1	6.6	
SOUTH CAROLINA STAT	12/19/12	*	18	3-4	.750	0-0	.000	0-2	.000	2	7	9	5.2	2	0	0	0	1	6	6.6	
COPPIN STATE	12/22/12	*	19	3-5	.600	0-0	.000	1-3	.333	2	4	6	5.2	1	1	3	0	0	7	6.6	
INDIANA	12/31/12	*	18	2-7	.286	0-0	.000	0-0	.000	2	6	8	5.4	5	0	1	1	2	4	6.4	
at Michigan	01/06/13	*	19	4-5	.800	0-0	.000	0-1	.000	1	6	7	5.5	2	0	0	0	0	8	6.5	
MICHIGAN STATE	01/10/13	*	12	1-4	.250	0-0	.000	0-0	.000	0	3	3	5.4	1	0	3	0	0	2	6.3	
at Northwestern	01/13/13	*	12	1-7	.143	0-0	.000	0-0	.000	2	7	9	5.6	3	0	0	0	0	2	6.0	
WISCONSIN	01/19/13	*	18	1-2	.500	0-0	.000	0-0	.000	2	1	3	5.4	4	0	0	0	0	2	5.8	
at Ohio State	01/22/13	*	7	1-3	.333	0-0	.000	0-0	.000	2	0	2	5.3	3	0	3	0	1	2	5.6	
at Purdue	01/27/13	*	17	0-4	.000	0-0	.000	2-2	1.000	3	2	5	5.3	2	2	2	1	0	2	5.4	
PENN STATE	01/31/13	*	20	1-3	.333	0-0	.000	2-4	.500	2	4	6	5.3	2	2	1	3	0	4	5.3	
at Minnesota	02/03/13	*	15	2-3	.667	0-0	.000	0-0	.000	3	1	4	5.2	3	0	2	0	0	4	5.3	
<b>Totals</b>			22	360	49-97	.505	0-0	.000	18-34	.529	42	73	115	5.2	50	11	27	16	8	116	5.3

Games played: 22  
 Minutes/game: 16.4  
 Points/game: 5.3  
 FG Pct: 50.5  
 FT Pct: 52.9

Rebounds/game: 5.2  
 Assists/game: 0.5  
 Turnovers/game: 1.2  
 Assist/turnover ratio: 0.4  
 Steals/game: 0.4  
 Blocks/game: 0.7

#### CAREER STATISTICS

YEAR	G/GS	FG-A	PCT	3-PT	PCT	FT-A	PCT	RB	AVG	PF-FO	AS	TO	BK	ST	PTS	AVG
Fresh.	22/22	49-97	.505	0-0	.000	18-34	.529	115	5.2	50-1	11	27	16	8	116	5.3



# IOWA HAWKEYE BASKETBALL

## Game-by-Game Results

Overall: 14-8      Big Ten: 3-6      Home: 11-2      Away: 1-5      Neutral: 2-1

Date	Opponent	Result	Attend.	Top Scorer	Top Rebounder
Nov. 9	UT-Pan American	W, 86-55	14,859	16, Aaron White	10, Melsahn Basabe
Nov. 12	Central Michigan	W, 73-61	10,578	18, Roy Devyn Marble	9, Aaron White
Nov. 15	Howard	W, 66-36	10,704	22, Roy Devyn Marble	8, Aaron White
Nov. 17	Gardner-Webb	W, 65-56	11,852	13, White/Oglesby	10, Aaron White
^ Nov. 20	Western Kentucky	W, 63-55	902	19, Mike Gesell	6, May/Woodbury
^ Nov. 21	Wichita State	L, 63-75	902	14, Aaron White	6, Eric May
\$ Nov. 27	at Virginia Tech	L, 79-95	5,647	21, Aaron White	10, Aaron White
Dec. 1	A&M-Corpus Christi	W, 88-59	12,628	17, Melsahn Basabe	5, Woodbury, Marble, Basabe
Dec. 4	South Dakota	W, 87-63	11,269	21, Aaron White	9, Gabriel Olaseni
+ Dec. 7	Iowa State	W, 80-71	15,127	18, Aaron White	7, Aaron White
# Dec. 15	vs. UNI	W, 80-73	13,180	30, Roy Devyn Marble	9, Aaron White
Dec. 19	South Carolina State	W, 90-46	12,158	27, Roy Devyn Marble	10, Gabriel Olaseni
Dec. 22	Coppin State	W, 80-50	13,060	20, Aaron White	8, Zach McCabe
* Dec. 31	#5 Indiana	L, 65-69	15,400	15, Aaron White	9, Roy Devyn Marble
* Jan. 6	at #2 Michigan	L, 67-95	12,693	14, Roy Devyn Marble	7, Adam Woodbury
* Jan. 10	#18 Michigan State	L, 59-62	12,872	15, Zach McCabe	7, May, McCabe
* Jan. 13	at Northwestern	W, 70-50	6,805	14, Josh Oglesby	9, Adam Woodbury
* Jan. 19	Wisconsin	W, 70-66	15,400	17, Aaron White	7, Aaron White
* Jan. 22	at #14 Ohio State	L, 63-72	16,040	13, Aaron White	10, Melsahn Basabe
* Jan. 27	at Purdue	L, 62-65 (OT)	13,671	18, Mike Gesell	8, Melsahn Basabe
* Jan. 31	Penn State	W, 76-67	13,369	27, Aaron White	10, Melsahn Basabe
* Feb. 3	at #23 Minnesota	L, 59-62	14,625	11, Mike Gesell	6, Mike Gesell

^ - Cancun Challenge -- Cancun, Mexico

\$ - Big Ten / ACC Challenge

+ - Iowa Corn Cy-Hawk Series

# - Hy-Vee Big 4 Classic -- Des Moines, Iowa

\* - Big Ten Conference Game

% - Big Ten Tournament -- Chicago

Attendance Summary	Games	Totals	Average
Home	13	169,276	13,021
Away	6	69,481	11,580
Neutral	3	14,984	4,995
<b>Totals</b>	<b>22</b>	<b>250,665</b>	<b>11,393</b>



# IOWA HAWKEYE BASKETBALL

## Game-by-Game Statistics

Team	Score	FG-A	PCT	3-PT. FG	PCT	FT-A	PCT	REB	PF	AS	TO	BS	ST
at Iowa	86	31-69	.449	7-16	.438	17-25	.680	49	12	18	13	10	13
UT-Pan American	55	23-66	.348	5-24	.208	4-8	.500	41	22	7	19	4	10
at Iowa	73	26-58	.448	7-19	.368	14-23	.609	40	16	16	15	5	7
Central Michigan	61	19-48	.396	7-18	.389	16-21	.762	32	21	11	19	4	7
at Iowa	66	22-49	.449	4-21	.190	18-25	.720	43	16	16	11	5	3
Howard	36	14-52	.269	3-16	.188	5-12	.417	30	20	6	13	2	8
at Iowa	65	19-53	.358	6-21	.286	21-32	.656	40	16	12	15	6	11
Gardner-Webb	56	20-62	.323	3-19	.158	13-15	.867	41	24	7	16	1	7
Iowa	63	22-47	.468	4-12	.333	15-20	.750	38	18	11	18	6	6
vs. Western Kentucky	55	20-60	.333	5-21	.238	10-15	.667	32	22	12	13	5	11
Iowa	63	12-46	.261	8-15	.533	31-39	.795	30	22	7	14	5	2
vs. Wichita State	75	23-55	.418	7-20	.350	22-29	.759	38	26	13	12	8	9
Iowa	79	31-64	.484	4-22	.182	13-18	.722	30	23	16	10	5	2
at Virginia Tech	95	32-61	.525	4-15	.267	27-30	.900	20	20	12	9	3	6
at Iowa	88	29-52	.558	8-19	.421	22-29	.759	38	13	22	13	4	4
A&M-Corpus Christi	59	24-57	.421	5-14	.357	6-10	.600	23	24	5	15	2	11
at Iowa	87	34-76	.447	2-16	.125	17-19	.895	50	17	20	11	4	8
South Dakota	63	19-55	.345	9-22	.409	16-19	.842	31	19	10	18	4	5
at Iowa	80	30-65	.462	5-20	.250	15-18	.833	37	14	21	13	2	10
Iowa State	71	25-59	.424	9-28	.321	12-17	.706	35	17	14	19	4	5
Iowa	80	21-49	.429	12-25	.480	26-37	.703	36	19	18	15	7	5
vs. UNI	73	28-62	.452	3-16	.188	14-17	.824	33	25	6	10	2	8
at Iowa	90	31-63	.492	11-23	.478	17-27	.630	56	13	22	12	6	10
South Carolina State	46	18-71	.254	5-24	.208	5-8	.625	36	19	9	13	3	7
at Iowa	80	31-60	.517	0-17	.000	18-31	.581	54	10	21	20	5	9
Coppin State	50	19-65	.292	9-29	.310	3-6	.500	29	21	15	19	2	15
at Iowa	65	21-63	.333	3-17	.176	20-26	.769	39	15	14	12	4	11
#5 Indiana	69	26-65	.400	4-14	.286	13-18	.722	46	18	16	15	3	5
Iowa	67	27-62	.435	7-20	.350	6-10	.600	26	18	17	7	1	3
at #2 Michigan	95	36-62	.581	10-22	.455	13-19	.684	41	13	24	6	4	3
at Iowa	59	23-51	.451	4-16	.250	9-15	.600	35	17	18	18	4	5
#18 Michigan State	62	23-57	.404	3-11	.273	13-21	.619	36	17	13	12	3	12
Iowa	70	29-63	.460	4-16	.250	8-12	.667	43	18	22	9	1	7
at Northwestern	50	15-51	.294	5-26	.192	15-25	.600	33	14	9	9	5	6
at Iowa	70	22-51	.431	2-10	.200	24-29	.828	33	16	6	7	2	8
Wisconsin	66	25-58	.431	8-23	.348	8-12	.667	34	23	12	12	0	0
Iowa	63	22-62	.355	6-18	.333	13-26	.500	40	20	8	14	1	4
at #14 Ohio State	72	27-52	.519	4-10	.400	14-19	.737	34	19	12	17	9	8
Iowa	62	19-61	.311	5-17	.294	19-27	.704	42	21	15	10	8	6
at Purdue (OT)	65	25-64	.391	3-12	.250	12-20	.600	45	21	13	8	8	4
at Iowa	76	20-50	.400	5-21	.238	31-39	.795	38	15	18	14	6	11
Penn State	67	23-58	.307	7-23	.304	14-16	.875	32	26	10	18	4	8
Iowa	59	21-58	.362	7-23	.304	10-17	.588	35	21	17	10	2	8
at #23 Minnesota	62	22-49	.449	4-16	.250	14-21	.667	35	15	17	12	7	7



# IOWA HAWKEYE BASKETBALL

## Season & Career Bests

### Season Bests

Player	Points	3-Pointers	Rebounds	Assists	Blocks	Steals
Melsahn Basabe	17, A&M-CC	---	10, three times	2, A&M-CC	4, twice	2, twice
Anthony Clemmons	14, Iowa State	2, twice	4, UTPA	9, Coppin State	1, four times	3, twice
Kyle Denning	6, SCSU	2, SCSU	1, SCSU	2, SCSU	---	---
Mike Gesell	23, UNI	4, UNI	6, twice	8, SCSU	1, six times	3, three times
Pat Ingram	3, Michigan	---	3, SCSU	3, SCSU	---	1, two times
Roy Devyn Marble	30, UNI	6, SCSU	9, Indiana	7, Virginia Tech	2, UNI	3, Gardner-Webb
Eric May	13, Wichita State	2, Ohio St.	7, Michigan State	7, UNI	1, three times	2, three times
Zach McCabe	15, Michigan State	4, UTPA	8, twice	3, twice	2, Gardner-Webb	4, Penn State
Josh Oglesby	14, Northwestern	4, Wichita State	5, Wichita State	4, Northwestern	2, Wichita State	2, twice
Gabriel Olaseni	14, Coppin State	---	10, SCSU	1, twice	4, SCSU	2, SCSU
Christopher Rickert	4, SCSU	---	3, Coppin State	1, Coppin State	---	---
Darius Stokes	2, twice	---	5, SCSU	1, UTPA	1, UTPA	---
Aaron White	27, Penn State	2, Purdue	10, twice	4, Northwestern	2, three times	4, UTPA
Adam Woodbury	13, A&M-CC	---	9, twice	2, three times	3, three times	2, twice

### Career Bests

Player	Points	3-Pointers	Rebounds	Assists	Blocks	Steals
Melsahn Basabe	25, Michigan, '11	---	14, Iowa State, '10	2, three times	7, Iowa State, '10	2, six times
Anthony Clemmons	14, Iowa State, '12	2, twice	4, UTPA, '12	9, Coppin St., '12	1, four times	3, twice
Kyle Denning	6, SCSU, '12	2, SCSU, '12	---	2, SCSU, '12	---	---
Mike Gesell	23, UNI, '12	4, UNI, '12	6, twice	8, SCSU	1, six times	3, three times
Pat Ingram	3, Michigan	---	3, SCSU, '12	3, SCSU, '12	---	1, twice
Roy Devyn Marble	31, Oregon, '12	7, Oregon, '12	9, Indiana, '12	8, Wisconsin, '12	3, Boise State, '11	4, twice
Eric May	20, twice	5, Ohio State, '10	11, PVAM, '09	7, UNI, '12	3, three times	7, SIUE
Zach McCabe	20, three times	4, three times	10, Minnesota, '12	4, Minnesota, '12	2, twice	4, five times
Kyle Meyer	---	---	---	---	---	---
Josh Oglesby	24, Indiana, '12	6, Indiana, '12	5, twice	4, two times	2, Wichita St., '12	2, three times
Gabriel Olaseni	14, Coppin St., '12	---	10, SCSU, '12	1, four times	4, SCSU, '12	2, twice
Christopher Rickert	4, SCSU, '12	---	3, Coppin St., '12	1, Coppin State	---	---
Darius Stokes	2, four times	---	5, SCSU, '12	1, three times	1, three times	1, Clemson, '11
Aaron White	27, Penn State, '13	2, four times	12, N'western, '12	4, two times	3, twice	4, UTPA, '12
Adam Woodbury	13, A&M-CC, '12	---	9, twice	2, three times	3, three times	2, twice





# IOWA HAWKEYE BASKETBALL

## Season Highs And Lows/Specialty Statistics

CATEGORY	IOWA		OPPONENTS	
<u>Points</u>	High	90	95	Virginia Tech, Michigan
	Low	59	36	Howard
<u>FG Made</u>	High	34	36	Michigan
	Low	12	14	Howard
<u>FG Att.</u>	High	76	71	SC State
	Low	46	48	CMU
<u>FG%</u>	High	.558	.581	Michigan
	Low	.261	.254	SC State
<u>3FG Made</u>	High	12	10	Michigan
	Low	0	3	Five times
<u>3FG Att.</u>	High	25	29	Coppin State
	Low	10	10	Ohio State
<u>3FG%</u>	High	.533	.455	Michigan
	Low	.000	.158	Gardner-Webb
<u>FTM</u>	High	31	27	Virginia Tech
	Low	6	3	Coppin State
<u>FTA</u>	High	39	30	Virginia Tech
	Low	10	6	Coppin State
<u>FT% (min. 10)</u>	High	.895	.900	Virginia Tech
	Low	.500	.417	Howard
<u>Off. Reb.</u>	High	22	19	Gardner-Webb
	Low	6	8	South Dakota, UNI, N'western
<u>Def. Reb.</u>	High	41	32	Indiana, Purdue
	Low	17	13	A&M-Corpus Christi
<u>Total Reb.</u>	High	56	46	Indiana
	Low	26	23	A&M-Corpus Christi
<u>Assists</u>	High	22	24	Michigan
	Low	6	5	A&M-Corpus Christi
<u>Steals</u>	High	13	15	Coppin State
	Low	2	0	Wisconsin
<u>Blocks</u>	High	10	9	Ohio State
	Low	1	0	Wisconsin
<u>Turnovers</u>	High	20	19	UTPA, CMU, ISU, Coppin State
	Low	7	7	Michigan
<u>Fouls</u>	High	23	26	Penn State
	Low	10	13	Michigan

### GAME-BY-GAME SPECIALTY STATS

Date	Opponent	Pts. Off				Pts. in			
		TO's	Paint	2nd	Bench	TO's	Paint	2nd	Bench
11/9	UT-Pan American	22-14	38-32	16-15	28-14				
11/12	Central Michigan	12-2	16-12	11-2	24-23				
11/15	Howard	10-10	32-16	11-11	16-5				
11/17	Gardner-Webb	19-17	24-28	16-20	19-24				
11/20	WKU	18-15	20-22	9-18	19-7				
11/21	Wichita State	14-20	6-30	9-14	35-40				
11/27	at Virginia Tech	11-11	42-46	13-2	24-22				
12/1	A&M-Corpus Christi	24-15	38-28	16-15	44-32				
12/4	South Dakota	23-7	54-14	24-4	26-12				
12/7	Iowa State	22-18	36-26	15-12	22-39				
12/15	vs. UNI	11-17	10-48	6-9	19-5				
12/19	SC State	18-6	32-22	20-15	39-10				
12/22	Coppin State	24-14	50-16	19-4	28-25				
12/31	#5 Indiana	9-15	28-40	5-10	13-16				
1/6	at #2 Michigan	2-15	32-44	6-5	21-20				
1/10	#18 Michigan St	10-24	34-38	3-9	31-12				
1/13	at Northwestern	7-9	40-18	6-1	40-22				
1/19	Wisconsin	12-8	30-26	6-14	17-35				
1/22	at #14 Ohio State	22-12	28-32	24-16	25-22				
1/27	at Purdue	6-10	22-38	7-10	16-16				
1/31	Penn State	20-17	26-18	15-16	27-12				
2/3	#23 Minnesota	14-17	16-20	13-14	27-0				

### IOWA AND OPPONENT INDIVIDUAL HIGH PERFORMANCES

CATEGORY	IOWA	OPPONENTS
<u>Points</u>	30	Roy Devyn Marble vs. UNI
<u>Field Goals Made</u>	9	Roy Devyn Marble (twice)
<u>Field Goals Attempted</u>	16	Roy Devyn Marble vs. Virginia Tech
<u>Field Goal Percentage (min. 5 made)</u>	.875 (7-8)	Aaron White vs. Coppin State
<u>3-Point Field Goals Made</u>	6	Roy Devyn Marble (SC State)
<u>3-Point Field Goals Attempted</u>	9	Roy Devyn Marble vs. UNI
<u>3-Point Field Goals Pct. (min. 4 made)</u>	1.000 (4-4)	Zach McCabe vs. UTPA
<u>Free Throws Made</u>	14 (14-19)	Roy Devyn Marble vs. UNI
<u>Free Throws Attempted</u>	19 (14-19)	Roy Devyn Marble vs. UNI
<u>Free Throw Pct. (min. 7 made)</u>	.923 (12-13)	Roy Devyn Marble vs. Indiana
<u>Offensive Rebounds</u>	7	Aaron White vs. Gardner-Webb
<u>Defensive Rebounds</u>	8	Three times
<u>Total Rebounds</u>	10	Six times
<u>Assists</u>	8	Four times
<u>Steals</u>	4	Two times, last Zach McCabe vs. Penn St.
<u>Blocks</u>	4	Two times, last Gabe Olaseni vs. SC State
<u>Turnovers</u>	5	Two players



# IOWA HAWKEYE BASKETBALL

***The Last Time...***

## **The Last Time a Player . . .**

### ***Had 30 or more points***

Iowa -- 30, Roy Devyn Marble, UNI, 12/15/12  
Opponent -- 30, Tim Hardaway Jr., Michigan, 2/19/11

### ***Made at least 90% of his FGA (10 att.)***

Iowa -- .909 (9-10), Luke Recker vs. Purdue, 3/07/02  
Opponent -- .900 (9-10), E.J. Singler, Oregon, 3/18/12

### ***Made 100% of his FTA (10 att.)***

Iowa -- 1.000 (10-10), Jermain Davis vs. UTSA, 11/17/08  
Opponent -- 1.000 (10-10), Morris Smith IV, UTSA, 11/15/09

### ***Had 15 or more rebounds***

Iowa -- 15, Jarryd Cole vs. Northern Iowa, 12/7/10  
Opponent -- 15, Jon Leuer, Wisconsin, 2/9/11

### ***Had 10 or more assists***

Iowa -- 11, Bryce Cartwright vs. Oregon, 3/18/12  
Opponent -- 12, Trey Burke, Michigan, 1/6/13

### ***Had 5 or more blocks***

Iowa -- 5, Melsahn Basabe vs. Indiana, 2/19/12  
Opponent -- 6, Amir Williams, Ohio State, 1/22/13

### ***Had 5 or more steals***

Iowa -- 5, Jarryd Cole at Michigan State, 3/2/11  
Opponent -- 5, Drew Crawford, Northwestern, 3/3/12

## **The Last Time A Team . . .**

### ***Scored 100 or more points***

Iowa -- 105 vs. Central Arkansas, 12/19/11  
Opponent -- 108 by Oregon, 3/18/12

### ***Scored 40 or fewer points***

Iowa -- 40 at Wisconsin, 3/3/10  
Opponent -- 36 by Howard, 11/15/12

### ***Won an overtime game***

Iowa -- 75-67 (2 OT) vs. Penn State, 3/07/09  
Opponent -- 65-62 Purdue, 1/27/13

### ***Made at least 60% of its FGA (20 att.)***

Iowa -- .630 (34-54) at Indiana, 1/19/12  
Opponent -- .617 (37-60) by Michigan State, 1/10/2012

### ***Made at least 50% of its 3-pt. FGA (8 att.)***

Iowa -- .533 (8-15) vs. Wichita St., 11/21/12  
Opponent -- .520 (13-25) by Northwestern, 2/9/12

### ***Made at least 90% of its FTA (10 att.)***

Iowa -- .909 (20-22) vs. Clemson, 11/29/11  
Opponents -- .900 (27-30) Virginia Tech, 11/27/12



# IOWA HAWKEYE BASKETBALL

## 2012-13 Iowa Record When...

When playing at home:	11-2	When leading at the half:	12-2	When wearing White:	10-2
When playing on the road:	1-5	When trailing at the half:	2-6	When wearing Black:	1-6
When playing on a neutral court:	2-1	When tied at the half:	0-0	When wearing Gold:	3-0

When Iowa scores 100 points or more:	0-0	Iowa field goal percentage at home:	339-760	.446
When Iowa scores 90-99 points:	1-0	Iowa field goal percentage on road:	204-512	.398
When Iowa scores 80-89 points:	6-0	Iowa 3-point percentage at home:	64-236	.271
When Iowa scores 70-79 points:	3-1	Iowa 3-point percentage on road:	57-177	.322
When Iowa scores under 70 points:	4-7	Iowa free throw percentage at home:	243-345	.704
		Iowa free throw percentage on road:	141-206	.684

When opponent scores 100 points or more:	0-0
When opponent scores 90-99 points:	0-2
When opponent scores 80-89 points:	0-0
When opponent scores 70-79 points:	2-2
When opponent scores 60-69 points:	4-4
When opponent scores fewer than 60 points:	8-0

On Sunday:	1-3
On Monday:	1-1
On Tuesday:	2-2
On Wednesday:	1-1
On Thursday:	2-1
On Friday:	2-0
On Saturday:	5-0

When Iowa shoots at least 50% from the field:	2-0
When Iowa shoots less than 50% from the field:	12-8
When opponent shoots at least 50% from the field:	0-3
When opponent shoots less than 50% from the field:	14-5
When Iowa has higher FG% than opponent:	12-1
When opponent has higher FG%:	2-6
When FG% is equal:	1-0

On BTN:	6-4
On CBS:	1-1
On ESPN:	0-0
On ESPN2:	0-2
On ESPNU:	2-1
On Mediacom:	3-0
On Fox Sports:	0-0
BTN.com:	2-0
No Television:	0-0

When Iowa outrebounds opponent:	12-1
When opponent has more rebounds:	2-7
When rebounds are equal:	0-0

When Iowa shoots at least 80% from the line:	3-0
When Iowa shoots less than 80% from the line:	11-8
When opponent shoots at least 80% from the line:	4-1
When opponent shoots less than 80% from the line:	10-7
When Iowa shoots more free throws than opponent:	11-4
When opponent shoots more free throws:	2-4
When free throws attempts are equal:	1-0
When Iowa has higher FT% than opponent:	10-3
When opponent has higher FT%:	4-5
When FT% is equal:	0-0

Most Points, First Half: 47 vs. SCSU  
 Fewest Points, First Half: 16 vs. Purdue  
 Most Points Allowed, First Half: 46 vs. Michigan  
 Fewest Points Allowed, First Half: 14 vs. Coppin State  
 Most Points, Second Half: 47 vs. Gardner-Webb  
 Fewest Points, Second Half: 28 vs. Wichita State  
 Most Points Allowed, Second Half: 49 vs. Virginia Tech, Michigan  
 Fewest Points Allowed, Second Half: 18 vs. Gardner-Webb  
 Largest Halftime Advantage: 27 vs. SCSU  
 Largest Halftime Deficit: 20 vs. Gardner-Webb

When Iowa shoots at least 50% from 3-point range:	0-1
When Iowa shoots less than 50% from 3-point range:	14-7
When opponent shoots at least 50% from 3-point range:	0-0
When opponent shoots less than 50% from 3-point range:	14-8
When Iowa has a higher 3-point FG% than opponent:	8-3
When opponent has a higher 3-point FG%:	6-5
When 3-point FG% is equal:	0-0

When Iowa has more assists than opponent:	12-3
When opponent has more assists:	2-4
When assists are equal:	0-1

When Iowa has fewer turnovers than opponent:	9-3
When opponent has fewer turnovers:	5-3
When turnovers are equal:	1-1
When Iowa has more steals than opponent:	8-3
When opponent has more steals:	5-3
When steals are equal:	1-1



# IOWA HAWKEYE BASKETBALL

**Under McCaffery... Iowa Record When . . .**

When playing at home:	33-16	When leading at the half:	34-11	When wearing White:	31-17
When playing on the road:	6-23	When trailing at the half:	7-34	When wearing Black:	7-27
When playing on a neutral court:	4-6	When tied at the half:	2-0	When wearing Gold:	5-1
When Iowa scores 100 points or more:	2-0	Iowa field goal percentage at home:	1290-2829		.464
When Iowa scores 90-99 points:	4-1	Iowa field goal percentage on road:	900-2111		.424
When Iowa scores 80-89 points:	11-1	Iowa 3-point percentage at home:	262-798		.328
When Iowa scores 70-79 points:	12-14	Iowa 3-point percentage on road:	206-611		.337
When Iowa scores under 70 points:	14-29	Iowa free throw percentage at home:	809-1129		.716
		Iowa free throw percentage on road:	531-779		.681
When opponent scores 100 points or more:	0-2	On Sunday:	3-12		
When opponent scores 90-99 points:	0-5	On Monday:	3-2		
When opponent scores 80-89 points:	0-9	On Tuesday:	6-8		
When opponent scores 70-79 points:	7-18	On Wednesday:	5-9		
When opponent scores 60-69 points:	14-11	On Thursday:	5-6		
When opponent scores fewer than 60 points:	22-0	On Friday:	4-4		
		On Saturday:	15-4		
When Iowa shoots at least 50% from the field:	10-6	On BTN:	16-28		
When Iowa shoots less than 50% from the field:	33-39	On CBS:	1-1		
When opponent shoots at least 50% from the field:	2-24	On ESPN:	2-1		
When opponent shoots less than 50% from the field:	41-21	On ESPN2:	2-4		
When Iowa has higher FG% than opponent:	38-9	On ESPNU:	4-7		
When opponent has higher FG%:	5-35	On Mediacom:	8-0		
When FG% is equal:	1-0	On Fox Sports:	0-0		
When Iowa outrebounds opponent:	36-11	BTN.com:	6-1		
When opponent has more rebounds:	7-33	No Television:	2-2		
When rebounds are equal:	0-1				
When Iowa shoots at least 80% from the line:	9-7	Most Points, First Half: 55 vs. Central Arkansas, '11			
When Iowa shoots less than 80% from the line:	34-38	Fewest Points, First Half: 14 vs. Coppin State, '12			
When opponent shoots at least 80% from the line:	10-11	Most Points Allowed, First Half: 55 vs. Michigan State, '12			
When opponent shoots less than 80% from the line:	34-34	Fewest Points Allowed, First Half: 18 vs. UL Monroe, '10			
When Iowa shoots more free throws than opponent:	35-19	Most Points, Second Half: 58 vs. SIU-Edwardsville, '10			
When opponent shoots more free throws:	6-25	Fewest Points, Second Half: 24 vs. Wisconsin, '12			
When free throws attempts are equal:	2-1	Most Points Allowed, Second Half: 61 at Oregon, '12			
When Iowa has higher FT% than opponent:	25-17	Fewest Points Allowed, Second Half: 16 vs. UNI, '10			
When opponent has higher FT%:	18-28	Largest Halftime Advantage: 33 vs. SIU-Edwardsville, '10			
When FT% is equal:	0-0	Largest Halftime Deficit: 22 at Michigan State, '12			
When Iowa shoots at least 50% from 3-point range:	4-4				
When Iowa shoots less than 50% from 3-point range:	39-41				
When opponent shoots at least 50% from 3-point range:	1-10				
When opponent shoots less than 50% from 3-point range:	42-35				
When Iowa has a higher 3-point FG% than opponent:	26-20				
When opponent has a higher 3-point FG%:	14-28				
When 3-point FG% is equal:	0-0				
When Iowa has more assists than opponent:	33-9				
When opponent has more assists:	8-33				
When assists are equal:	2-3				
When Iowa has fewer turnovers than opponent:	26-17				
When opponent has fewer turnovers:	13-25				
When turnovers are equal:	4-3				
When Iowa has more steals than opponent:	28-19				
When opponent has more steals:	11-23				
When steals are equal:	4-2				



# IOWA HAWKEYE BASKETBALL

## Iowa Superlatives Under McCaffery

### TEAM

#### Most Points Scored

1. 111 – SIU Edwardsville (11/26/10)
2. 105 – Central Arkansas (12/19/11)
3. 97 – Oregon (3/18/12)
4. 96 – Chicago St (11/11/11)
5. 95 – North Carolina A&T (11/14/11)

#### Fewest Points Allowed

1. 36 -- Howard (11/15/12)
2. 40 – Louisiana Monroe (11/16/10)
3. 46 -- SC State (12/19/12)
4. 47 – Alabama (11/20/10)
5. 50 – SIU Edwardsville (11/26/10)
- 50 -- Coppin State (12/22/12)
- 50 -- Northwestern (1/13/13)

#### Field Goals Made

1. 42 – Central Arkansas (12/19/11)
2. 37 – SIU Edwardsville (11/26/10)
2. 37 – Oregon (3/18/12)
4. 34 – Indiana (1/29/12)
- 34 -- South Dakota (12/4/12)

#### Field Goals Attempted

1. 79 – Oregon (3/18/12)
2. 76 – Central Arkansas (12/19/11)
- 76 -- South Dakota (12/4/12)
4. 71 – Wake Forest (11/30/10)
5. 70 – Chicago St (11/11/11)

#### Field Goal Percentage (20 Made)

1. .630 – Indiana (1/29/12)
2. .587 – SIU Edwardsville (11/26/10)
3. .577 – Indiana (1/23/11)
- .577 – Mich St (2/2/11)
5. .569 – Dayton (3/13/12)

#### 3-Point Field Goals Made

1. 13 – Northern Illinois (11/17/11)
2. 12 -- Northern Iowa (12/15/12)
3. 11 -- SC State (12/19/12)
4. 10 – SIU Edwardsville (11/26/10)
- 10 – Wisconsin (2/23/12)
- 10 – Mich St (3/9/12)
- 10 – Oregon (3/18/12)

#### 3-Point Field Goals Attempted

1. 28 – Minnesota (2/13/11)
2. 27 – Chicago St (11/11/11)
3. 26 – North Carolina A&T (11/14/11)
4. 25 - Northern Iowa (12/15/12)
5. 24 – Illinois (12/29/10)

#### 3-Point FG Percentage (10 Made)

1. .619 (13-21) Northern Illinois (11/17/11)
2. .556 (10-18) SIUE (11/26/10)
- .556 (10-18) Wisconsin (2/23/12)
4. .500 (10-20) Mich St (3/9/12)
5. .480 (12-25) Northern Iowa (12/15/12)

#### Free Throws Made

1. 31 -- Wichita St (11/21/12)
- 31 -- Penn St (1/31/13)
2. 29 – Penn St (2/4/12)
3. 27 – SIU Edwardsville (11/26/10)
- 27 – Indiana (1/23/11)
- 27 – Chicago St (11/11/11)

#### Free Throws Attempted

1. 39 – Indiana (1/23/11)
- 39 -- Wichita St (11/21/12)
- 39 -- Penn St (1/31/13)
3. 38 – SIU Edwardsville (11/26/10)
4. 37 - Northern Iowa (12/15/12)
5. 34 – Penn State (2/4/12)

#### Free Throw Percentage (10 Made)

1. .909 (20-22) Clemson (11/29/11)
2. .895 (17-19) South Dakota (12/4/12)
3. .880 (22-25) Iowa St (12/9/11)
4. .867 (13-15) Oregon (3/18/12)
5. .853 (29-34) Penn St (2/4/12)

#### Most Rebounds

1. 56 – Brown (12/3/11)
- 56 -- SC State (12/19/12)
3. 54 -- Coppin State (12/22/12)
4. 53 – North Carolina A&T (11/14/11)
- 53 – Central Arkansas (12/19/11)

#### Most Assists

1. 32 – Central Arkansas (12/19/11)
2. 26 – Northern Illinois (11/17/11)
3. 24 – SIU Edwardsville (11/26/10)
4. 23 – Dayton (3/13/12)
5. 22 – Chicago St (11/11/11)
- 22 -- A&M-Corpus Christi (12/1/12)
- 22 -- SC State (12/19/12)
- 22 -- Northwestern (1/13/13)

#### Most Steals

1. 19 – SIU Edwardsville (11/26/10)
2. 14 – Idaho St (12/4/10)
- 14 – Chicago St (11/11/11)
4. 13 – IPFW (11/26/11)
- 13 -- UT-Pan American (11/9/12)

#### Most Blocked Shots

1. 10 -- UT-Pan American (11/9/12)
2. 8 -- Purdue (1/27/13)
- 8 – Boise St (12/22/11)
4. 7 – Iowa St (12/10/10)
- 7 – Central Arkansas (12/19/11)
- 7 – Penn St (2/16/12)
- 7 – Indiana (2/19/12)
- 7 – Mich St (3/9/12)
- 7 -- Northern Iowa (12/15/12)

#### Fewest Turnovers

1. 5 – Boise St (12/22/11)
2. 6 – Illinois (3/8/12)
3. 7 -- Michigan (1/6/13)
- 7 -- Wisconsin (1/19/13)
5. 8 – 5 times

### INDIVIDUAL

#### Most Points:

1. 33 – Matt Gatens vs Wisconsin (2/23/12)
2. 31 – Devyn Marble vs Oregon (3/18/12)
3. 30 – Matt Gatens vs Indiana (2/19/12)
- 30 -- Roy Devyn Marble vs. UNI (12/15/12)
5. 27 – Matt Gatens vs NC A&T (11/14/11)
- 27 -- Roy Devyn Marble vs. SCSU (12/19/12)
- 27 -- Aaron White vs. Penn St (1/31/13)

#### Field Goals Made

1. 12 – Matt Gatens vs Wisconsin (2/23/12)
2. 10 – Devyn Marble vs Oregon (3/18/12)
- 10 – Aaron White vs Dayton (3/13/12)
- 10 – Matt Gatens vs Indiana (2/19/12)

#### Field Goals Attempted

1. 21 – Matt Gatens vs Minnesota (1/16/11)
2. 19 – Bryce Cartwright vs La Tech (12/21/10)
3. 18 – Matt Gatens vs Wisconsin (2/23/12)
- 18 – Matt Gatens vs Indiana (2/19/12)

#### 3-Point FG Made

1. 7 – Devyn Marble vs Oregon (3/18/12)
- 7 – Matt Gatens vs Wisconsin (2/23/12)
- 7 – Matt Gatens vs Indiana (2/19/12)
4. 6 -- Roy Devyn Marble vs. SCSU (12/19/12)

#### Free Throws Made

1. 14 -- Roy Devyn Marble vs. UNI (12/15/12)
2. 13 -- Aaron White vs. Wisconsin (1/19/13)
3. 12 -- Roy Devyn Marble vs. Indiana (12/31/12)
4. 11 – Matt Gatens vs Indiana (1/23/11)
- 11 -- Aaron White vs. Wichita St (11/21/12)

#### 3-Point Field Goals Attempted

1. 11 – Matt Gatens vs Minnesota (2/13/11)
2. 10 – Matt Gatens vs Penn St (2/4/12)
- 10 -- Roy Devyn Marble at Iowa St (12/9/11)

#### Most Rebounds:

1. 15 -- Jarryd Cole vs UNI (12/7/10)
2. 14 -- Melsahn Basabe vs Iowa St (12/10/10)
3. 13 -- Melsahn Basabe vs Indiana (2/5/10)
- 13 -- Melsahn Basabe vs Minnesota (1/16/11)
- 13 -- Melsahn Basabe Vs Ohio St (1/4/11)

#### Most Assists

1. 11 -- Bryce Cartwright vs Dayton (3/13/12)
2. 10 -- Bryce Cartwright at Oregon (3/18/12)
- 10 -- Bryce Cartwright vs Mich St (2/2/11)
4. 9 -- Bryce Cartwright (four times)
- 9 -- Anthony Clemmons (12/22/12)

#### Most Steals

1. 7 -- Eric May vs SIUE (11/26/10)
2. 6 -- Eric May at Wake Forest (11/30/10)
3. 5 -- Jarryd Cole at Mich St (3/2/11)
- 5 -- Matt Gatens vs Idaho St (12/4/10)

#### Most Blocks

1. 7 -- Melsahn Basabe vs. Iowa St (12/10/10)
2. 6 -- Melsahn Basabe vs Ohio St (1/4/11)
3. 5 -- Melsahn Basabe vs Indiana (2/19/12)
4. 4 -- Andrew Brommer vs Minnesota (2/13/11)
- 4 -- Melsahn Basabe vs Boise St (12/22/11)
- 4 -- Melsahn Basabe vs CMU (11/12/12)
- 4 -- Melsahn Basabe vs. WKU (11/20/12)
- 4 -- Gabriel Olaseni vs SC State (12/19/12)

## Game 1 - Iowa 86, UT-Pan American 55

Official Basketball Box Score -- Game Totals -- Final Statistics  
**UTPA vs Iowa**  
 11/09/12 8:05 p.m. at Carver-Hawkeye Arena - Iowa City, IA

UTPA 55 • 0-1

#	Player	F	Total			3-Ptr			Rebounds			PF	TP	A	TO	Blk	Stl	Min
			FG-FGA	FG-FGA	FT-FTA	FG-FGA	FG-FGA	FT-FTA	Off	Def	Tot							
13	Cabrera, Ruben	f	1-2	0-0	1-2	0	2	2	1	3	0	0	0	0	0	0	11	
21	Toivonen, Lauri	f	1-1	0-0	0-0	0	0	0	2	2	1	4	1	1	1	16		
01	Provost, Brandon	g	5-17	2-10	1-1	1	5	6	1	13	1	2	1	2	33			
03	Urbanus, Aaron	g	5-11	3-7	0-0	1	4	5	1	13	1	2	0	0	30			
23	Dalgado, Jesus	g	5-12	0-1	0-0	2	2	4	3	10	4	3	0	1	27			
04	Dantzier, Jamal	g	0-2	0-0	0-0	1	1	2	0	0	0	0	0	1	11			
05	Nash, DeMarko	g	0-2	0-2	2-2	0	1	1	1	2	0	0	0	1	5			
24	Hines, Shaquille	g	0-1	0-0	0-0	0	5	5	4	0	0	1	0	1	14			
20	Cleveland, Josh	g	6-7	0-0	0-1	4	1	5	4	12	0	1	1	1	22			
30	Johnson, Hurley	g	0-5	0-3	0-2	1	1	2	2	0	0	2	0	0	15			
32	Leathers, Justin	g	0-6	0-1	0-0	2	3	5	3	0	0	4	1	2	16			
	Team					2	2	4										
	Totals		23-66	5-24	4-8	14	27	41	22	55	7	19	4	10	200			

FG % 1st Half: 11-29 37.9% 2nd half: 12-37 32.4% Game: 23-66 34.8%  
 3FG % 1st Half: 1-9 11.1% 2nd half: 4-15 26.7% Game: 5-24 20.8%  
 FT % 1st Half: 1-2 50.0% 2nd half: 3-6 50.0% Game: 4-8 50.0%

Iowa 86 • 1-0

#	Player	F	Total			3-Ptr			Rebounds			PF	TP	A	TO	Blk	Stl	Min
			FG-FGA	FG-FGA	FT-FTA	FG-FGA	FG-FGA	FT-FTA	Off	Def	Tot							
15	McCabe, Zach	f	5-9	4-4	0-0	2	6	8	2	14	1	2	0	2	21			
30	White, Aaron	f	6-9	0-1	4-6	3	2	5	1	16	2	1	2	4	21			
34	Woodbury, Adam	c	4-6	0-0	2-3	2	1	3	0	10	1	1	3	1	14			
04	Marble, Roy Devyn	g	4-12	0-2	3-4	0	2	2	1	11	4	0	0	1	23			
10	Gesell, Mike	g	3-6	1-3	0-0	0	3	3	0	7	4	1	0	1	24			
00	Olaseni, Gabriel	g	1-3	0-0	0-0	1	6	7	4	2	0	0	2	1	14			
01	Basabe, Melsahn	g	2-9	0-0	5-8	6	4	10	3	9	0	3	2	2	17			
02	Oglesby, Josh	g	1-5	1-5	1-2	0	0	0	0	4	0	0	0	0	14			
05	Clemmons, Anthony	g	2-5	1-1	0-0	2	2	4	0	5	2	2	0	0	14			
11	Rickert, Christopher	g	0-1	0-0	0-0	0	0	0	1	0	0	0	0	0	3			
13	Denning, Kyle	g	0-0	0-0	0-0	0	0	0	0	0	0	1	0	0	3			
24	Ingram, Pat	g	1-1	0-0	0-0	0	0	0	0	2	1	1	0	0	4			
25	May, Eric	g	2-3	0-0	2-2	1	4	5	0	6	2	1	0	1	24			
35	Stokes, Darius	g	0-0	0-0	0-0	0	0	0	0	1	0	1	0	1	4			
	Team					1	1	2										
	Totals		31-69	7-16	17-25	18	31	49	12	86	18	13	10	13	200			

FG % 1st Half: 14-36 38.9% 2nd half: 17-33 51.5% Game: 31-69 44.9%  
 3FG % 1st Half: 3-9 33.3% 2nd half: 4-7 57.1% Game: 7-16 43.8%  
 FT % 1st Half: 14-20 70.0% 2nd half: 3-5 60.0% Game: 17-25 68.0%

Officials: Ted Valentine, Steve McClunkins, Todd Williams  
 Technical fouls: UTPA-None. Iowa-None.  
 Attendance: 14859  
 2012-13 Season Opener

Score by periods	1st	2nd	Total
UTPA	24	31	55
Iowa	45	41	86

	In	Off	2nd	Fast	Bench
Points	Paint	T/O	Chance	Break	
UTPA	32	14	15	7	14
Iowa	38	22	16	6	28

Last FG - UTPA 2nd-01:32, IOWA 2nd-02:00.  
 Largest lead - UTPA None, IOWA by 37 2nd-03:41.  
 Score tied - 0 times.  
 Lead changed - 0 times.

## Game 2 - Iowa 73, Central Michigan 61

Official Basketball Box Score -- Game Totals -- Final Statistics  
**Central Michigan vs Iowa**  
 11/12/12 6:35 p.m. at Carver-Hawkeye Arena - Iowa City, IA

Central Michigan 61 • 0-1

#	Player	F	Total			3-Ptr			Rebounds			PF	TP	A	TO	Blk	Stl	Min
			FG-FGA	FG-FGA	FT-FTA	FG-FGA	FG-FGA	FT-FTA	Off	Def	Tot							
34	Simons, John	f	1-4	1-2	5-5	1	4	5	1	8	3	2	1	1	30			
41	Saylor, Zach	f	2-5	0-0	0-0	1	3	4	4	4	0	1	0	0	24			
12	Randall, Kyle	g	5-8	1-2	6-6	1	3	4	0	17	2	5	0	1	31			
15	Fowler, Chris	g	1-4	0-0	1-3	0	2	2	3	3	2	3	0	1	21			
33	Keel, Austin	g	2-9	2-7	0-2	0	4	4	2	6	1	4	1	1	31			
03	Richardson, Derrick	g	4-6	2-2	4-5	0	2	2	3	14	1	2	0	0	21			
05	Craddock, Finis	g	0-1	0-0	0-0	1	0	1	1	0	0	1	0	1	8			
23	Stewart, Austin	g	1-4	0-1	0-0	0	0	0	1	2	0	1	0	1	8			
24	Hibbitts, Blake	g	0-2	0-2	0-0	0	0	0	3	0	1	0	0	1	10			
25	Mbaigoto, Olivier	g	3-5	1-2	0-0	1	2	3	3	7	1	0	2	0	16			
	Team					4	3	7										
	Totals		19-48	7-18	16-21	9	23	32	21	61	11	19	4	7	200			

FG % 1st Half: 8-28 28.6% 2nd half: 11-20 55.0% Game: 19-48 39.6%  
 3FG % 1st Half: 5-14 35.7% 2nd half: 2-4 50.0% Game: 7-18 38.9%  
 FT % 1st Half: 1-2 50.0% 2nd half: 11-13 84.6% Game: 16-21 76.2%

Iowa 73 • 2-0

#	Player	F	Total			3-Ptr			Rebounds			PF	TP	A	TO	Blk	Stl	Min
			FG-FGA	FG-FGA	FT-FTA	FG-FGA	FG-FGA	FT-FTA	Off	Def	Tot							
15	McCabe, Zach	f	0-3	0-2	0-0	1	0	1	4	0	1	1	0	0	10			
30	White, Aaron	f	4-8	0-1	6-9	5	4	9	3	14	2	3	0	1	31			
34	Woodbury, Adam	c	1-3	0-0	0-1	4	1	5	2	2	0	1	1	1	16			
04	Marble, Roy Devyn	g	6-15	2-4	4-7	2	4	6	2	18	3	2	0	0	40			
10	Gesell, Mike	g	6-11	3-6	0-1	0	3	3	2	15	5	3	0	1	32			
00	Olaseni, Gabriel	g	0-0	0-0	2-2	0	2	2	0	2	0	0	0	0	3			
01	Basabe, Melsahn	g	4-8	0-0	1-1	1	2	3	1	9	0	1	4	1	20			
02	Oglesby, Josh	g	0-2	0-2	0-0	0	0	0	0	0	0	0	0	1	6			
05	Clemmons, Anthony	g	3-6	2-4	1-2	1	1	2	0	9	4	2	0	0	21			
25	May, Eric	g	2-2	0-0	0-0	0	4	4	2	4	1	2	0	2	21			
	Team					3	2	5										
	Totals		26-58	7-19	14-23	17	23	40	16	73	16	15	5	7	200			

FG % 1st Half: 11-31 35.5% 2nd half: 15-27 55.6% Game: 26-58 44.8%  
 3FG % 1st Half: 2-10 20.0% 2nd half: 5-9 55.6% Game: 7-19 36.8%  
 FT % 1st Half: 5-8 62.5% 2nd half: 9-15 60.0% Game: 14-23 60.9%

Officials: Lamont Simpson, Glenn Mayborg, D.J. Carstensen  
 Technical fouls: Central Michigan-None. Iowa-None.  
 Attendance: 10578

Score by periods	1st	2nd	Total
Central Michigan	26	35	61
Iowa	29	44	73

	In	Off	2nd	Fast	Bench
Points	Paint	T/O	Chance	Break	
CMU	16	13	6	4	23
IOWA	28	23	17	10	24

Last FG - CMU 2nd-00:05, IOWA 2nd-00:21.  
 Largest lead - CMU by 3 1st-17:35, IOWA by 15 2nd-08:09.  
 Score tied - 7 times.  
 Lead changed - 6 times.

## Game 3 - Iowa 66, Howard 36

Official Basketball Box Score -- Game Totals -- Final Statistics  
**Howard vs Iowa**  
 11/15/12 7:05 p.m. at Carver-Hawkeye Arena - Iowa City, IA

Howard 36 • 0-2

#	Player	F	Total			3-Ptr			Rebounds			PF	TP	A	TO	Blk	Stl	Min
			FG-FGA	FG-FGA	FT-FTA	FG-FGA	FG-FGA	FT-FTA	Off	Def	Tot							
03	Okoroh, Prince	f	0-5	0-0	0-0	2	3	5	4	0	0	2	0	2	25			
13	Phillips, Mike	f	5-10	0-0	1-2	3	2	5	2	11	1	3	0	0	33			
32	Leary, Alphonso	c	2-6	0-0	3-4	3	1	4	3	7	0	0	1	2	30			
02	Thompson, Calvin	g	2-11	1-4	1-2	0	4	4	3	6	1	2	0	0	30			
05	Frazier, Simuel	g	3-7	1-3	0-2	0	2	2	3	7	4	2	0	3	26			
00	Okoro, Emmanuel	g	0-1	0-1	0-0	0	1	1	0	0	0	0	0	0	3			
01	Lee, Tre	g	1-6	1-3	0-0	0	2	2	0	3	0	1	0	0	24			
04	Dickerson, Anton	g	1-6	0-5	0-0	0	2	2	1	2	0	0	1	0	14			
21	Smith, Anthony	g	0-0	0-0	0-0	0	0	0	0	0	0	0	0	0	2			
25	Boymo, Theodore	g	0-0	0-0	0-2	1	1	2	4	0	0	1	0	1	13			
	Team					1	2	3										
	Totals		14-52	3-16	5-12	10	20	30	20	36	6	13	2	8	200			

FG % 1st Half: 6-25 24.0% 2nd half: 8-27 29.6% Game: 14-52 26.9%  
 3FG % 1st Half: 1-6 16.7% 2nd half: 2-10 20.0% Game: 3-16 18.8%  
 FT % 1st Half: 3-4 75.0% 2nd half: 2-8 25.0% Game: 5-12 41.7%

Iowa 66 • 3-0

#	Player	F	Total			3-Ptr			Rebounds			PF	TP	A	TO	Blk	Stl	Min
			FG-FGA	FG-FGA	FT-FTA	FG-FGA	FG-FGA	FT-FTA	Off	Def	Tot							
15	McCabe, Zach	f	2-2	1-1	0-0	0	3	3	1	5	2	2	0	0	17			
30	White, Aaron	f	3-7	0-4	10-11	3	5	8	2	16	3	1	1	0	26			
34	Woodbury, Adam	c	2-2	0-0	0-0	1	5	6	2	4	0	0	1	0	19			
04	Marble, Roy Devyn	g	9-15	2-5	2-4	1	1	2	1	22	2	2	1	1	29			
10	Gesell, Mike	g	1-6	1-4	0-0	0	3	3	1	3	5	1	0	0	27			
00	Olaseni, Gabriel	g	0-1	0-0	0-0	1	2	3	0	0	0	0	2	1	14			
01	Basabe, Melsahn	g	2-3															



## Game 5 - Iowa 63, Western Kentucky 55

Official Basketball Box Score -- Game Totals -- Final Statistics  
Western Kentucky vs Iowa  
11/20/12 9:00 PM at Moon Palace Resort (Cancun, Mexico)

Western Kentucky 55 • 2-2

#	Player	Total		3-Ptr		Rebounds			PF	TP	A	TO	Blk	Stl	Min
		FG-FGA	FG-FGA	FT-FTA	FT-FTA	Off	Def	Tot							
22	Akol, Teeng	f	2-6	0-1	0-0	1	0	1	2	4	0	0	3	1	18
44	Fant, George	f	4-11	0-0	1-2	4	2	6	1	9	0	3	2	1	32
12	Harris, Brandon	g	2-8	1-7	0-0	2	8	10	2	5	1	1	0	1	31
14	Crook, Jamal	g	4-7	0-0	6-9	1	1	2	4	14	6	4	0	2	30
52	Price, T.J.	g	5-14	3-7	3-4	1	0	1	4	16	2	0	0	3	22
00	Anyigbo, Kene		1-1	0-0	0-0	1	0	1	1	2	0	1	0	0	3
01	Kaspar, Kevin		2-7	1-4	0-0	1	0	1	3	5	1	2	0	0	18
02	Dickerson, Caden		0-2	0-2	0-0	0	0	0	1	0	2	1	0	1	16
15	Akamune, O'Karo		0-3	0-0	0-0	1	0	1	0	0	0	0	0	2	15
20	Rostov, Aleksejs		0-0	0-0	0-0	0	1	1	1	0	0	1	0	0	11
24	Drane, Stephon		0-1	0-0	0-0	0	0	0	3	0	0	0	0	0	4
	Team					5	3	8							
	Totals		20-60	5-21	10-15	17	15	32	22	55	12	13	5	11	200

FG % 1st Half: 8-28 28.6% 2nd half: 12-32 37.5% Game: 20-60 33.3% Deadball Rebounds 2  
3FG % 1st Half: 2-10 20.0% 2nd half: 3-11 27.3% Game: 5-21 23.8%  
FT % 1st Half: 4-6 66.7% 2nd half: 6-9 66.7% Game: 10-15 66.7%

Iowa 63 • 5-0

#	Player	Total		3-Ptr		Rebounds			PF	TP	A	TO	Blk	Stl	Min
		FG-FGA	FG-FGA	FT-FTA	FT-FTA	Off	Def	Tot							
15	McCabe, Zach	f	2-8	1-4	4-5	3	2	5	5	9	0	3	0	2	21
30	White, Aaron	f	1-2	0-1	0-0	0	4	4	1	2	1	3	0	0	29
34	Woodbury, Adam	c	2-5	0-0	0-0	3	3	6	3	4	0	1	0	0	13
04	Marble, Roy Devyn	g	3-5	0-0	4-4	0	1	1	1	10	4	3	0	0	33
10	Gesell, Mike	g	7-10	3-5	2-3	0	4	4	3	19	2	4	0	2	29
00	Olaseni, Gabriel		0-1	0-0	0-0	0	1	1	1	0	0	1	1	0	2
01	Basabe, Melsahn		4-5	0-0	3-4	2	3	5	0	11	1	2	4	1	23
02	Oglesby, Josh		0-3	0-2	0-0	0	1	1	0	0	0	0	0	0	11
05	Clemmons, Anthony		0-1	0-0	0-0	0	1	1	2	0	2	0	0	1	11
25	May, Eric		3-7	0-0	2-3	0	6	6	2	8	1	1	1	0	28
	Team					4	0	4							
	Totals		22-47	4-12	15-20	12	26	38	18	63	11	18	6	6	200

FG % 1st Half: 10-23 43.5% 2nd half: 12-24 50.0% Game: 22-47 46.8% Deadball Rebounds 3  
3FG % 1st Half: 4-7 57.1% 2nd half: 0-5 0.0% Game: 4-12 33.3%  
FT % 1st Half: 4-9 66.7% 2nd half: 9-11 81.8% Game: 15-20 75.0%

Officials: Steve McJunkins, Paul Szelc, Jeff Spedoske  
Technical fouls: Western Kentucky-None. Iowa-None.  
Attendance: 902  
2012 Triple Crown Sports Cancun Challenge

Score by periods	1st	2nd	Total
Western Kentucky	22	33	55
Iowa	30	33	63

Points	In	Off	2nd	Fast	Bench
WKU	Paint	T/O	Chance	Break	
Iowa	22	15	18	10	7
IOWA	20	18	9	9	19

Last FG - WKU 2nd-00:35, IOWA 2nd-01:06.  
Largest lead - WKU None, IOWA by 12 2nd-09:46.

Score tied - 1 time.  
Lead changed - 0 times.

## Game 6 - Wichita State 75, Iowa 63

Official Basketball Box Score -- Game Totals -- Final Statistics  
Iowa vs Wichita State  
11/21/12 8:35 PM at Moon Palace Resort (Cancun, Mexico)

Iowa 63 • 5-1

#	Player	Total		3-Ptr		Rebounds			PF	TP	A	TO	Blk	Stl	Min
		FG-FGA	FG-FGA	FT-FTA	FT-FTA	Off	Def	Tot							
15	McCabe, Zach	f	0-3	0-1	0-0	0	1	1	4	0	0	1	0	0	13
30	White, Aaron	f	1-4	1-2	11-12	0	3	3	3	14	1	2	1	2	35
34	Woodbury, Adam	c	0-3	0-0	1-3	0	1	0	1	3	1	1	0	1	17
04	Marble, Roy Devyn	g	4-12	2-2	1-2	3	1	4	2	11	2	5	0	0	36
10	Gesell, Mike	g	0-3	0-0	2-2	1	2	3	4	2	2	0	0	0	12
00	Olaseni, Gabriel		0-0	0-0	0-0	0	0	0	0	0	0	0	0	0	3
01	Basabe, Melsahn		0-2	0-0	6-8	0	2	2	2	6	0	1	1	0	21
02	Oglesby, Josh		4-11	4-8	0-0	0	5	5	2	12	1	1	2	0	21
05	Clemmons, Anthony		1-1	1-1	0-0	0	2	2	1	3	1	0	0	0	11
24	Ingram, Pat		0-1	0-0	1-2	0	0	0	0	1	1	0	0	0	8
25	May, Eric		2-6	0-1	9-10	2	4	6	1	13	0	1	0	0	23
	Team					3	0	3							
	Totals		12-46	8-15	31-39	10	20	30	22	63	7	14	5	2	200

FG % 1st Half: 8-22 36.4% 2nd half: 4-24 16.7% Game: 12-46 26.1% Deadball Rebounds 5-3  
3FG % 1st Half: 7-8 87.5% 2nd half: 1-7 14.3% Game: 8-15 53.3%  
FT % 1st Half: 12-15 80.0% 2nd half: 19-24 79.2% Game: 31-39 79.5%

Wichita State 75 • 6-0

#	Player	Total		3-Ptr		Rebounds			PF	TP	A	TO	Blk	Stl	Min
		FG-FGA	FG-FGA	FT-FTA	FT-FTA	Off	Def	Tot							
22	Hall, Carl	f	3-6	0-0	6-7	2	2	4	4	12	0	2	1	0	21
21	Orukpe, Ehimen	c	2-2	0-0	0-0	2	6	8	3	4	0	1	5	1	23
02	Armstead, Malcolm	g	4-12	3-5	3-5	2	3	5	4	14	5	2	1	4	30
03	Wessel, Evan	g	1-3	1-2	0-0	0	1	1	3	3	1	0	0	0	16
31	Baker, Ron	g	0-7	0-4	2-2	0	1	1	2	2	1	0	0	0	28
00	Lufie, Chadrack		1-1	0-0	0-0	0	0	0	2	2	0	0	1	0	4
05	Williams, Demetric		0-1	0-0	0-0	0	1	1	2	0	3	2	0	0	17
11	Early, Cleanthony		7-13	3-6	8-9	4	5	9	4	25	1	4	0	1	30
15	Wiggins, Nick		2-3	0-1	0-1	0	2	2	0	4	0	0	0	0	5
23	VanVleet, Fred		0-1	0-0	1-2	0	0	0	1	1	1	0	0	0	8
32	Cotton, Tekele		3-4	0-1	2-3	2	3	5	0	8	1	0	0	0	16
50	White, Jake		0-2	0-1	0-0	1	0	1	1	0	0	0	0	0	2
	Team					1	0	1							
	Totals		23-55	7-20	22-29	14	24	38	26	75	13	12	8	9	200

FG % 1st Half: 9-23 39.1% 2nd half: 14-32 43.8% Game: 23-55 41.8% Deadball Rebounds 2-3  
3FG % 1st Half: 4-10 40.0% 2nd half: 3-10 30.0% Game: 7-20 35.0%  
FT % 1st Half: 11-14 78.6% 2nd half: 11-15 73.3% Game: 22-29 75.9%

Officials: Bill Ek, Darryl Smith, Jim Schipper  
Technical fouls: Iowa-None. Wichita State-None.  
Attendance: 902  
2012 Triple Crown Sports Cancun Challenge

Score by periods	1st	2nd	Total
Iowa	35	28	63
Wichita State	33	42	75

Points	In	Off	2nd	Fast	Bench
IOWA	Paint	T/O	Chance	Break	
IOWA	30	14	9	0	35
WSU	6	20	14	11	40

Last FG - IOWA 2nd-01:15, WSU 2nd-00:09.  
Largest lead - IOWA by 6 1st-02:27, WSU by 12 2nd-00:09.

Score tied - 3 times.  
Lead changed - 6 times.

## Game 7 - Virginia Tech 95, Iowa 79

Official Basketball Box Score -- Game Totals -- Final Statistics  
Iowa vs Virginia Tech  
11/27/12 7:15 PM at Cassell Coliseum, Blacksburg, Va.

Iowa 79 • 5-2

#	Player	Total		3-Ptr		Rebounds			PF	TP	A	TO	Blk	Stl	Min
		FG-FGA	FG-FGA	FT-FTA	FT-FTA	Off	Def	Tot							
15	McCabe, Zach	f	2-5	0-2	0-0	2	2	4	3	4	3	0	0	0	19
30	White, Aaron	f	8-15	0-3	5-6	2	8	10	1	21	0	0	0	0	34
34	Woodbury, Adam	c	2-5	0-0	3-5	2	3	5	2	7	1	1	3	0	19
04	Marble, Roy Devyn	g	9-16	0-4	0-0	1	6	7	1	18	7	4	0	0	35
10	Gesell, Mike	g	2-7	0-3	1-2	0	0	0	1	5	2	2	0	0	19
00	Olaseni, Gabriel		0-0	0-0	0-0	0	0	0	2	0	0	0	0	0	3
01	Basabe, Melsahn		2-2	0-0	2-2	0	1	1	2	6	0	1	2	0	21
02	Oglesby, Josh		3-6	3-6	0-0	0	0	0	2	9	0	0	0	0	16
05	Clemmons, Anthony		3-5	1-3	2-3	0	0	0	5	9	2	1	0	1	16
24	Ingram, Pat		0-1	0-0	0-0	0	0	0	0	0	0	0	0	0	3
25	May, Eric		0-2	0-1	0-0	1	2	3	4	0	1	1	0	1	15
	Team					0	0	0							
	Totals		31-64	4-22	13-18	8	22	30	23	79	16	10	5	2	200

FG % 1st Half: 15-30 50.0% 2nd half: 16-34 47.1% Game: 31-64 48.4% Deadball Rebounds 2  
3FG % 1st Half: 3-12 25.0% 2nd half: 1-10 10.0% Game: 4-22 18.2%  
FT % 1st Half: 5-7 71.4% 2nd half: 8-11 72.7% Game: 13-18 72.2%

Virginia Tech 95 • 6-0

#	Player	Total		3-Ptr		Rebounds			PF	TP	A	TO	Blk	Stl	Min
		FG-FGA	FG-FGA	FT-FTA	FT-FTA	Off	Def	Tot							
04	Cadarian Raines	f	2-4	0-0	5-6	2	4	6	3	9	0	1	2	0	27
31	Jarell Eddie	f	4-11	1-4	2-2	0	7	7	3	11	3	2	0	3	34
42	C.J. Barksdale	f	5-7	0-0	1-2	2	5	7	2	11	0	0	1	0	24
01	Robert Brown	g	6-8	1-2	5-5	0	0	0	1	18	2	1	0	1	38
11	Erick Green	g	8-15	0-4	8-9	0	5	5	3	24	5	2	0	2	39
02	Joey van Zegeren		3-6	0-0	4-5	3	0	3	3	10	0	2	0	0	12
10	Marquis Rankin		2-3	1-2	0-0	0	0	0	4	5	2	1	0	0	8
25	Will Johnston		1-1	1-1	0-0	0	0	0	0	3	0	0	0	0	2
33	Marshall Wood														

## Game 9 - Iowa 87, South Dakota 63

Official Basketball Box Score -- Game Totals -- Final Statistics  
 South Dakota vs Iowa  
 12/04/12 7:05 p.m. at Carver-Hawkeye Arena - Iowa City, IA

South Dakota 63 • 4-5

#	Player	Total		3-Ptr		Rebounds			PF	TP	A	TO	Blk	Stl	Min
		FG-FGA	FG-FGA	FG-FGA	FT-FTA	Off	Def	Tot							
23	Flack, Tyler	f	2-8	0-2	1-2	3	4	7	4	5	1	0	2	0	29
50	Gruis, Trevor	c	5-11	0-0	6-6	3	3	6	2	16	0	3	1	1	31
05	Myles, Juevol	g	2-12	1-5	3-4	1	4	5	2	8	2	6	0	3	32
14	Kasperbauer, Casey	g	4-9	4-8	2-2	0	2	2	3	14	2	2	0	1	32
22	Rowson, Karim	g	2-3	0-0	4-5	0	3	3	5	8	1	2	0	0	17
02	Boots, Jordan	g	3-5	3-4	0-0	0	2	2	0	9	2	2	0	0	20
03	Tecker, Steve	g	0-1	0-0	0-0	1	0	1	0	0	0	0	0	0	14
12	Bos, Brandon	g	1-5	1-2	0-0	0	2	2	1	3	2	3	0	0	21
15	Bartling, Jared	g	0-0	0-0	0-0	0	0	0	0	0	0	0	0	0	2
41	Robertson, Eric	g	0-1	0-1	0-0	0	0	0	2	0	0	0	0	0	2
	Team					0	3	3							
	Totals		19-55	9-22	16-19	8	23	31	19	63	10	18	4	5	200

FG % 1st Half: 11-29 37.9% 2nd half: 8-26 30.8% Game: 19-55 34.5%  
 3FG % 1st Half: 6-13 46.2% 2nd half: 3-9 33.3% Game: 9-22 40.9%  
 FT % 1st Half: 4-5 80.0% 2nd half: 12-14 85.7% Game: 16-19 84.2%

Iowa 87 • 7-2

#	Player	Total		3-Ptr		Rebounds			PF	TP	A	TO	Blk	Stl	Min
		FG-FGA	FG-FGA	FG-FGA	FT-FTA	Off	Def	Tot							
30	White, Aaron	f	7-11	1-1	6-6	3	3	6	1	21	1	1	0	1	24
34	Woodbury, Adam	c	5-6	0-0	0-0	3	3	6	1	10	2	2	0	0	16
04	Marble, Roy Devyn	g	5-14	0-3	4-4	2	6	8	1	14	3	2	1	0	30
05	Clemmons, Anthony	g	2-5	0-1	0-0	0	1	1	3	4	8	0	0	1	21
10	Gesell, Mike	g	5-11	0-3	2-2	0	1	1	1	12	4	2	0	3	31
00	Olaseni, Gabriel	g	3-4	0-0	2-2	5	4	9	3	8	0	0	2	0	11
01	Basabe, Melsahn	g	2-8	0-0	2-3	4	4	8	2	6	1	0	0	0	12
02	Oglesby, Josh	g	0-3	0-3	0-0	0	0	0	0	0	1	1	0	0	15
11	Rickert, Christopher	g	0-0	0-0	0-0	0	0	0	0	0	0	0	0	0	1
13	Denning, Kyle	g	0-0	0-0	0-0	0	0	0	0	0	0	0	0	0	1
15	McCabe, Zach	g	2-8	1-5	0-0	1	5	6	2	5	0	1	1	0	12
24	Ingram, Pat	g	1-1	0-0	0-0	0	0	0	1	2	0	0	0	0	8
25	May, Eric	g	1-4	0-0	1-2	2	1	3	2	3	0	1	0	1	15
35	Stokes, Darius	g	1-1	0-0	0-0	0	2	2	0	2	0	1	0	0	3
	Team					0	0	0							
	Totals		34-76	2-16	17-19	20	30	50	17	87	20	11	4	8	200

FG % 1st Half: 18-38 47.4% 2nd half: 16-38 42.1% Game: 34-76 44.7%  
 3FG % 1st Half: 0-7 0.0% 2nd half: 2-9 22.2% Game: 2-16 12.5%  
 FT % 1st Half: 9-9 100.0% 2nd half: 8-10 80.0% Game: 17-19 89.5%

Officials: Mike Sanzere, John Gaffney, Jim Schipper  
 Technical fouls: South Dakota-None. Iowa-None.  
 Attendance: 11269  
 Fouled out: South Dakota - Rowson (11:00)

Score by periods	1st	2nd	Total
South Dakota	32	31	63
Iowa	45	42	87

Last FG - SD 2nd-04:22, IOWA 2nd-00:20.  
 Largest lead - SD by 1 1st-07:42, IOWA by 25 2nd-05:33.

	In	Off	2nd	Fast	Bench
Points	14	7	4	0	12
SD	54	23	24	0	26
IOWA					

Score tied - 2 times.  
 Lead changed - 2 times.

## Game 10 - Iowa 80, Iowa State 71

Official Basketball Box Score -- Game Totals -- Final Statistics  
 Iowa State vs Iowa  
 12/07/12 7:05 p.m. at Carver-Hawkeye Arena - Iowa City, IA

Iowa State 71 • 6-3

#	Player	Total		3-Ptr		Rebounds			PF	TP	A	TO	Blk	Stl	Min
		FG-FGA	FG-FGA	FG-FGA	FT-FTA	Off	Def	Tot							
03	Ejim, Melvin	f	2-2	0-0	1-2	2	2	4	5	5	0	3	0	1	13
22	Booker, Anthony	f	0-0	0-0	0-0	2	0	2	3	0	0	0	0	1	5
02	Babb, Chris	g	5-8	3-6	0-0	1	4	5	1	13	4	3	0	1	37
13	Licious, Korie	g	3-13	2-8	6-7	0	1	1	1	14	7	7	0	1	35
21	Clyburn, Will	g	0-5	0-1	0-0	0	3	3	1	0	1	5	0	0	24
24	Gibson, Percy	g	5-7	0-0	4-5	3	4	7	1	14	0	0	3	0	24
25	McCee, Tyrus	g	4-10	3-8	1-3	1	3	4	4	12	0	0	0	1	29
31	Niang, Georges	g	6-14	1-5	0-0	3	2	5	1	13	2	0	1	0	33
	Team					2	2	4							
	Totals		25-59	9-28	12-17	14	21	35	17	71	14	19	4	5	200

FG % 1st Half: 14-27 51.9% 2nd half: 11-32 34.4% Game: 25-59 42.4%  
 3FG % 1st Half: 3-9 33.3% 2nd half: 6-19 31.6% Game: 9-28 32.0%  
 FT % 1st Half: 5-7 71.4% 2nd half: 7-10 70.0% Game: 12-17 70.6%

Iowa 80 • 8-2

#	Player	Total		3-Ptr		Rebounds			PF	TP	A	TO	Blk	Stl	Min
		FG-FGA	FG-FGA	FG-FGA	FT-FTA	Off	Def	Tot							
30	White, Aaron	f	7-13	0-1	4-5	2	5	7	1	18	3	0	0	1	31
34	Woodbury, Adam	c	4-5	0-0	1-2	1	4	5	1	9	0	2	0	0	23
04	Marble, Roy Devyn	g	2-10	0-4	2-2	1	3	4	1	6	2	1	0	3	37
05	Clemmons, Anthony	g	5-8	2-3	2-3	1	0	1	4	14	8	1	0	0	29
10	Gesell, Mike	g	2-10	1-6	6-6	0	5	5	2	11	3	3	0	3	28
01	Basabe, Melsahn	g	4-8	0-0	0-0	1	3	4	1	8	1	1	2	0	14
02	Oglesby, Josh	g	3-6	2-5	0-0	1	1	2	0	8	2	3	0	2	20
15	McCabe, Zach	g	2-2	0-0	0-0	2	0	2	3	4	0	1	0	0	10
25	May, Eric	g	1-3	0-1	0-0	2	0	2	1	2	2	0	0	1	8
	Team					4	1	5							
	Totals		30-65	5-20	15-18	15	22	37	14	80	21	13	2	10	200

FG % 1st Half: 13-32 40.6% 2nd half: 17-33 51.5% Game: 30-65 46.2%  
 3FG % 1st Half: 9-19 47.4% 2nd half: 4-9 44.4% Game: 5-20 25.0%  
 FT % 1st Half: 8-9 88.9% 2nd half: 7-9 77.8% Game: 15-18 83.3%

Officials: Tom O'Neil, Mark Whitehead, Kelly Self  
 Technical fouls: Iowa State-None. Iowa-None.  
 Attendance: 15127  
 Fouled out: #03 ISU 00:24 2nd

Score by periods	1st	2nd	Total
Iowa State	36	35	71
Iowa	35	45	80

Last FG - ISU 2nd-05:03, IOWA 2nd-04:44.  
 Largest lead - ISU by 3 1st-00:23, IOWA by 11 2nd-08:43.

	In	Off	2nd	Fast	Bench
Points	26	18	12	2	39
ISU	66	22	15	8	22
IOWA					

Score tied - 2 times.  
 Lead changed - 4 times.

## Game 11 - Iowa 80, UNI 73

Official Basketball Box Score -- Game Totals -- Final Statistics  
 UNI vs Iowa  
 12/15/12 1:30 p.m. at Wells Fargo Arena - Des Moines, IA

UNI 73 • 6-4, 0-0 MVC

#	Player	Total		3-Ptr		Rebounds			PF	TP	A	TO	Blk	Stl	Min
		FG-FGA	FG-FGA	FG-FGA	FT-FTA	Off	Def	Tot							
01	Mitchell, Deon	*	9-14	1-3	4-5	0	3	3	3	23	2	3	0	3	34
10	Tuttle, Seth	*	8-13	0-0	2-2	5	4	9	5	18	0	0	1	2	27
20	Koch, Jake	*	2-7	1-3	3-4	1	6	7	4	8	1	1	1	0	26
23	Sonnen, Marc	*	1-3	0-2	2-3	0	1	1	4	4	2	0	0	0	21
52	James, Anthony	*	6-14	0-1	3-3	0	3	3	5	15	1	4	0	1	33
04	Rank, Chip	*	1-6	1-5	0-0	1	1	2	0	3	0	0	0	0	18
05	Bohannon, Matt	*	0-2	0-2	0-0	0	3	3	2	0	0	2	0	1	22
14	Buss, Nate	*	1-2	0-0	0-0	1	1	2	1	2	0	0	0	0	9
21	Morrison, Matt	*	0-1	0-0	0-0	0	1	1	0	0	0	0	0	0	1
24	Martino, Max	*	0-0	0-0	0-0	0	1	1	1	0	0	0	0	1	9
	Team					0	1	1							
	Totals		28-62	3-16	14-17	8	25	33	25	73	6	10	2	8	200

FG % 1st Half: 12-33 36.4% 2nd half: 16-29 55.2% Game: 28-62 45.2%  
 3FG % 1st Half: 1-9 11.1% 2nd half: 2-7 28.6% Game: 3-16 18.8%  
 FT % 1st Half: 7-9 77.8% 2nd half: 7-8 87.5% Game: 14-17 82.4%

Iowa 80 • 9-2, 0-0 Big Ten

#	Player	Total		3-Ptr		Rebounds			PF	TP	A	TO	Blk	Stl	Min
		FG-FGA	FG-FGA	FG-FGA	FT-FTA	Off	Def	Tot							
04	Marble, Roy Devyn	*	6-14	4-9	14-19	0	4	4	2	30	2	1	2	0	37</

## Game 13 - Iowa 80, Coppin State 50

Official Basketball Box Score -- Game Totals -- Final Statistics  
Coppin State vs Iowa  
12/22/12 12:05 p.m. at Carver-Hawkeye Arena - Iowa City, IA

Coppin State 50 • 3-10

#	Player	Total		3-Ptr		Rebounds			PF	TP	A	TO	Blk	Stl	Min
		FG-FGA	FT-FTA	FG-FGA	FT-FTA	Off	Def	Tot							
21	Murray, Michael	f	3-9	0-3	1-2	1	4	5	1	7	2	3	0	1	36
34	Ieans, Charles	f	1-3	0-0	0-0	1	1	2	2	2	0	2	0	2	16
02	Smith, Sterling	g	4-11	1-4	0-0	3	3	6	0	9	2	1	0	2	34
11	Cephas, Taariq	g	1-3	0-1	0-0	1	1	2	0	2	3	4	0	1	13
24	Johnson, Collin	g	2-2	1-1	0-0	0	0	0	4	5	0	1	0	2	14
01	Cole, Patrick	g	2-7	1-3	2-4	1	1	2	1	7	0	2	0	0	16
04	Burnham, Zachary	g	0-3	0-0	0-0	1	4	5	5	0	0	2	2	16	
05	Armstrong, Andre	g	3-9	3-8	0-0	0	0	0	3	9	1	1	0	1	23
23	Franklin, Troy	g	3-15	3-9	0-0	2	2	2	3	9	7	2	0	4	24
35	Johnson, Darryln	g	0-3	0-0	0-0	0	3	3	2	0	0	1	0	0	8
Team						0	2	2			2				
Totals			19-65	9-29	3-6	10	19	29	21	50	15	19	2	15	200

FG % 1st Half: 6-24 25.0% 2nd half: 13-41 31.7% Game: 19-65 29.2%  
3FG % 1st Half: 1-10 10.0% 2nd half: 8-19 42.1% Game: 9-29 31.0%  
FT % 1st Half: 1-4 25.0% 2nd half: 2-2 100.0% Game: 3-6 50.0%

Deadball Rebounds 1

Iowa 80 • 11-2

#	Player	Total		3-Ptr		Rebounds			PF	TP	A	TO	Blk	Stl	Min
		FG-FGA	FT-FTA	FG-FGA	FT-FTA	Off	Def	Tot							
04	Marble, Roy Devyn	f	4-9	0-4	3-4	1	4	5	1	11	2	3	1	0	24
30	White, Aaron	f	7-8	0-0	6-7	2	1	3	1	20	0	1	0	1	21
34	Woodbury, Adam	c	3-5	0-0	1-3	2	4	6	1	7	1	3	0	0	19
10	Clemmons, Anthony	g	2-5	0-1	1-2	0	3	3	1	5	9	4	0	3	22
05	Gesell, Mike	g	4-9	0-3	1-2	0	2	2	2	9	1	3	1	2	25
00	Olaseni, Gabriel	g	6-8	0-0	2-2	3	4	7	1	14	1	1	2	0	18
01	Basabe, Melsahn	g	0-0	0-0	0-0	0	4	4	0	0	0	1	0	4	
02	Oglesby, Josh	g	1-6	0-5	0-0	0	2	2	0	2	0	0	0	0	13
11	Rickert, Christopher	g	1-1	0-0	0-2	1	2	3	0	2	1	0	0	0	4
13	Denning, Kyle	g	0-1	0-1	0-0	0	0	0	0	0	0	0	0	0	4
15	McCabe, Zach	g	1-3	0-2	2-2	3	5	8	0	4	0	1	0	1	10
24	Ingram, Pat	g	1-1	0-0	0-0	0	1	1	2	2	1	2	0	0	14
25	May, Eric	g	1-3	0-1	1-3	3	1	4	0	3	3	0	2	16	
35	Stokes, Darius	g	0-1	0-0	1-2	0	2	2	1	1	0	2	0	0	6
Team						1	3	4							
Totals			31-60	0-17	18-31	16	38	54	10	80	21	20	5	9	200

FG % 1st Half: 17-31 54.8% 2nd half: 14-29 48.3% Game: 31-60 51.7%  
3FG % 1st Half: 0-11 0.0% 2nd half: 0-6 0.0% Game: 0-17 0.0%  
FT % 1st Half: 6-13 46.2% 2nd half: 12-18 66.7% Game: 18-31 58.1%

Deadball Rebounds 7

Officials: Lamont Simpson, Bill Ek, D.J. Carstensen  
Technical fouls: Coppin State-Team. Iowa-None.  
Attendance: 13060  
Fouled Out - Coppin State: Burnham (00:45)

Score by periods	1st	2nd	Total
Coppin State	14	36	50
Iowa	40	40	80

	In	Off	2nd	Fast	Bench
Coppin State	16	14	4	7	25
Iowa	50	24	19	16	28

Last FG - CSU 2nd-00:48, IOWA 2nd-00:21.  
Largest lead - CSU None, IOWA by 36 2nd-07:51.

Score tied - 1 time.  
Lead changed - 0 times.

## Game 15 - #2 Michigan 95, Iowa 67

Official Basketball Box Score -- Game Totals -- Final Statistics  
Iowa vs Michigan  
01/06/13 12:00 PM at Crisler Center, Ann Arbor, MI

Iowa 67 • 11-4 (0-2)

#	Player	Total		3-Ptr		Rebounds			PF	TP	A	TO	Blk	Stl	Min
		FG-FGA	FT-FTA	FG-FGA	FT-FTA	Off	Def	Tot							
30	White, Aaron	f	3-6	0-0	0-0	0	2	2	3	6	2	2	0	0	19
34	Woodbury, Adam	f	4-5	0-0	0-1	1	6	7	2	8	0	0	0	0	19
04	Marble, Roy Devyn	g	4-9	3-6	3-3	0	2	2	1	14	1	0	0	0	28
05	Clemmons, Anthony	g	4-6	2-3	2-2	1	2	3	3	12	7	2	0	0	26
10	Gesell, Mike	g	2-8	2-5	0-0	1	4	5	2	6	1	0	2	2	20
00	Olaseni, Gabriel	g	4-8	0-0	0-2	2	0	2	1	8	0	1	1	0	14
01	Basabe, Melsahn	g	1-3	0-0	0-0	0	0	0	0	2	0	0	0	0	15
02	Oglesby, Josh	g	1-6	0-4	0-0	0	0	0	0	2	3	0	0	0	21
15	McCabe, Zach	g	3-6	0-1	0-0	1	0	1	3	6	1	1	0	1	13
24	Ingram, Pat	g	1-2	0-0	1-2	0	1	1	2	3	0	0	0	0	9
25	May, Eric	g	0-3	0-1	0-0	0	3	3	1	0	2	1	0	0	16
Team						0	0	0							
Totals			27-62	7-20	6-10	6	20	26	18	67	17	7	1	3	200

FG % 1st Half: 15-35 42.9% 2nd half: 12-27 44.4% Game: 27-62 43.5%  
3FG % 1st Half: 4-13 30.8% 2nd half: 3-7 42.9% Game: 7-20 35.0%  
FT % 1st Half: 1-2 50.0% 2nd half: 5-8 62.5% Game: 6-10 60.0%

Deadball Rebounds 2

Michigan 95 • 15-0 (2-0)

#	Player	Total		3-Ptr		Rebounds			PF	TP	A	TO	Blk	Stl	Min
		FG-FGA	FT-FTA	FG-FGA	FT-FTA	Off	Def	Tot							
01	Robinson III, Glenn	f	8-13	1-2	3-4	4	6	10	1	20	3	1	0	1	32
52	Morgan, Jordan	f	2-3	0-0	0-2	0	2	2	4	4	1	1	0	0	14
03	Burke, Trey	g	7-10	1-3	4-4	0	1	1	1	19	12	1	0	1	33
10	Hardaway Jr, Tim	g	7-13	3-5	2-2	0	5	5	0	19	5	1	0	0	30
11	Stauskas, Nik	g	5-9	3-6	0-0	0	2	2	1	13	0	1	1	0	30
02	Albrecht, Spike	g	0-0	0-0	0-0	1	1	2	0	0	0	0	0	0	6
04	McGary, Mitch	g	2-2	0-0	1-2	2	9	11	2	5	2	0	3	0	20
05	Akunne, Eso	g	0-2	0-2	0-0	0	0	0	0	0	0	0	0	0	2
13	Vogrich, Matt	g	1-2	0-1	1-1	0	1	1	0	3	0	0	0	0	4
22	McLimans, Blake	g	1-2	0-0	0-0	1	0	1	0	2	0	0	0	0	4
23	LeVert, Caris	g	3-5	2-3	1-2	0	1	1	4	9	0	1	0	1	15
32	Person, Corey	g	0-0	0-0	0-0	0	0	0	0	0	0	0	0	0	2
44	Bielefeldt, Max	g	0-1	0-0	1-2	0	1	1	0	1	0	0	0	0	8
Team						2	2	4							
Totals			36-62	10-22	13-19	10	31	41	13	95	24	6	4	3	200

FG % 1st Half: 16-27 59.3% 2nd half: 20-35 57.1% Game: 36-62 58.1%  
3FG % 1st Half: 5-9 55.6% 2nd half: 5-13 38.5% Game: 10-22 45.5%  
FT % 1st Half: 9-12 75.0% 2nd half: 4-7 57.1% Game: 13-19 68.4%

Deadball Rebounds 2

Officials: Mike Eades, Pat Driscoll, Brian Dorsey  
Technical fouls: Iowa-None. Michigan-None.  
Attendance: 12693

Score by periods	1st	2nd	Total
Iowa	35	32	67
Michigan	46	49	95

	In	Off	2nd	Fast	Bench
Iowa	32	2	6	0	21
MICH	44	15	5	16	20

## Game 14 - #5 Indiana 69, Iowa 65

Official Basketball Box Score -- Game Totals -- Final Statistics  
Indiana vs Iowa  
12/31/12 3:05 p.m. at Carver-Hawkeye Arena - Iowa City, IA

Indiana 69 • 13-1, 1-0

#	Player	Total		3-Ptr		Rebounds			PF	TP	A	TO	Blk	Stl	Min
		FG-FGA	FT-FTA	FG-FGA	FT-FTA	Off	Def	Tot							
02	Watford, Christian	f	3-9	2-5	3-4	1	7	8	4	11	0	1	0	0	29
40	Zeller, Cody	f	7-12	0-0	5-5	5	5	10	2	19	1	4	1	1	33
01	Hulls, Jordan	g	0-10	0-4	0-0	0	3	3	3	0	6	0	0	2	22
04	Oradillo, Victor	g	6-10	0-0	2-2	3	7	10	2	14	2	3	0	1	34
11	Fladep, Kevin (Yogi)	g	4-8	1-2	0-1	1	6	7	2	9	4	3	0	1	32
00	Sheehy, Will	g	5-11	1-3	2-4	1	4	5	2	13	2	1	0	0	24
12	Mosquera-Perea, H.	g	0-0	0-0	0-0	0	0	0	2	0	0	2	0	0	4
23	Abell, Remy	g	1-3	0-0	1-2	1	0	1	0	3	1	0	0	0	12
32	Elston, Derek	g	0-1	0-0	0-0	1	0	1	0	0	0	0	0	0	5
33	Hollowell, Jeremy	g	0-1	0-0	0-0	0	0	0	1	0	0	1	2	0	5
Team						1	0	1							

## Game 17 - Iowa 70, Northwestern 50

Official Basketball Box Score -- Game Totals -- Final Statistics  
Iowa vs Northwestern  
01/13/13 4:30 p.m. at Evanston, Ill. (Welsh-Ryan Arena)

Iowa 70 • 12-5, 1-3

#	Player	Total		3-Ptr		Rebounds		PF	TP	A	TO	Blk	Stl	Min
		FG-FGA	FG-FGA	FT-FTA	Off	Def	Tot							
30	White, Aaron	f	7-9	0-1	3-4	1	5	6	1	17	4	2	1	29
4	Marble, Roy Devyn	f	4-8	0-1	0-0	0	3	3	1	8	5	2	0	30
34	Woodbury, Adam	c	1-7	0-0	0-0	2	7	9	3	2	0	0	0	12
10	Gesell, Mike	g	1-8	0-4	1-2	1	2	3	3	3	3	1	0	26
5	Clemmons, Anthony	g	0-2	0-0	0-0	0	0	0	2	0	3	2	0	14
0	Olaseni, Gabriel	g	0-1	0-0	1-2	2	2	4	0	1	0	0	0	8
1	Basabe, Melsahn	g	5-6	0-0	1-1	1	3	4	3	11	0	1	0	13
11	Rickert, Christopher	g	0-1	0-0	0-0	0	0	0	0	0	0	0	0	1
13	Denning, Kyle	g	0-0	0-0	0-0	0	0	0	0	0	0	0	0	1
15	McCabe, Zach	g	3-5	0-1	1-2	0	5	5	2	7	1	0	0	16
2	Oglesby, Josh	g	5-11	4-9	0-0	0	1	1	1	14	4	0	0	20
24	Ingram, Pat	g	0-0	0-0	0-0	0	0	0	0	1	0	0	0	6
25	May, Eric	g	3-5	0-0	1-1	1	1	2	1	7	2	0	0	23
35	Stokes, Darius	g	0-0	0-0	0-0	0	2	2	0	0	0	0	0	1
Team						3	1	4			1			200
Totals			29-63	4-16	8-12	11	32	43	18	70	22	9	1	7

FG % 1st Half: 10-28 35.7% 2nd half: 19-35 54.3% Game: 29-63 46.0%  
3FG % 1st Half: 0-5 0.0% 2nd half: 4-11 36.4% Game: 4-16 25.0%  
FT % 1st Half: 5-8 62.5% 2nd half: 3-4 75.0% Game: 8-12 66.7%

Northwestern 50 • 10-7, 1-3

#	Player	Total		3-Ptr		Rebounds		PF	TP	A	TO	Blk	Stl	Min
		FG-FGA	FG-FGA	FT-FTA	Off	Def	Tot							
12	Swopshire, Jared	f	1-6	0-3	0-0	1	4	5	1	2	2	2	0	27
13	Abrahamson, Kale	f	1-3	1-2	0-0	0	0	0	0	3	0	1	0	19
22	Olah, Alex	c	1-4	0-1	1-2	2	2	4	0	3	0	0	0	11
11	Hearn, Reggie	g	2-6	0-3	2-6	0	2	2	2	6	0	1	0	26
3	Sobolewski, Dave	g	4-11	0-5	6-9	0	2	2	4	14	5	4	1	34
0	Jimenez, Omar	g	0-0	0-0	1-2	0	1	1	0	1	0	0	0	3
10	Turner, Mike	g	2-4	1-1	0-0	1	2	3	4	5	1	0	3	29
14	Demps, Tre	g	3-11	2-6	2-2	1	3	4	0	10	0	1	0	19
15	Montgomery, James	g	0-1	0-0	1-2	0	0	0	0	1	0	0	0	6
4	Marcolullo, Alex	g	1-5	1-5	2-2	2	4	6	3	5	1	0	1	23
45	Cerina, Nikola	g	0-0	0-0	0-0	0	1	1	0	0	0	0	0	3
Team						1	4	5						200
Totals			15-51	5-26	15-25	8	25	33	14	50	9	9	5	6

FG % 1st Half: 5-24 20.8% 2nd half: 10-27 37.0% Game: 15-51 29.4%  
3FG % 1st Half: 1-11 9.1% 2nd half: 4-15 26.7% Game: 5-26 19.2%  
FT % 1st Half: 4-7 57.1% 2nd half: 11-18 61.1% Game: 15-25 60.0%

Officials: Lamont Simpson, Gene Steratore, Tim Clougherty  
Technical fouls: Iowa-None. Northwestern-TEAM.  
Attendance: 6805

Score by periods	1st	2nd	Total
Iowa	25	45	70
Northwestern	15	35	50

Last FG - IOWA 2nd-01:04, NU 2nd-01:41.  
Largest lead - IOWA by 27 2nd-05:35, NU by 3 1st-15:05.

Score tied - 4 times.  
Lead changed - 4 times.

## Game 18 - Iowa 70, Wisconsin 66

Official Basketball Box Score -- Game Totals -- Final Statistics  
Wisconsin vs Iowa  
01/19/13 7:05 p.m. at Carver-Hawkeye Arena - Iowa City, IA

Wisconsin 66 • 13-5, 4-1

#	Player	Total		3-Ptr		Rebounds		PF	TP	A	TO	Blk	Stl	Min
		FG-FGA	FG-FGA	FT-FTA	Off	Def	Tot							
05	Evans, Ryan	f	2-7	0-1	2-4	0	5	5	5	6	3	1	0	28
31	Bruesewitz, Mike	f	2-5	1-3	2-2	4	5	9	5	7	0	1	0	31
40	Berggren, Jared	c	4-9	0-3	0-1	1	4	5	3	8	1	1	0	27
01	Brust, Ben	g	3-5	1-3	0-0	0	2	2	1	7	2	2	0	34
12	Jackson, Traevon	g	1-10	1-3	0-0	1	2	3	2	3	1	1	0	31
03	Marshall, George	g	7-10	3-4	3-3	0	0	0	2	20	1	0	0	15
15	Dekker, Sam	g	5-8	2-4	1-1	3	1	4	4	13	4	5	0	27
33	Showalter, Zak	g	0-1	0-1	0-0	0	0	0	1	0	0	0	0	2
34	Bohannon, Zach	g	1-3	0-1	0-1	1	3	4	0	2	0	1	0	5
Team						1	1	2						200
Totals			25-58	8-23	8-12	11	23	34	23	66	12	12	0	0

FG % 1st Half: 6-26 23.1% 2nd half: 19-32 59.4% Game: 25-58 43.1%  
3FG % 1st Half: 1-11 9.1% 2nd half: 7-12 58.3% Game: 8-23 34.8%  
FT % 1st Half: 5-7 71.4% 2nd half: 3-5 60.0% Game: 8-12 66.7%

Iowa 70 • 13-5, 2-3

#	Player	Total		3-Ptr		Rebounds		PF	TP	A	TO	Blk	Stl	Min
		FG-FGA	FG-FGA	FT-FTA	Off	Def	Tot							
04	Marble, Roy Devyn	f	4-8	1-2	4-6	1	4	5	0	13	2	3	0	27
30	White, Aaron	f	2-4	0-0	13-15	0	7	7	2	17	0	1	0	29
34	Woodbury, Adam	c	1-2	0-0	0-0	2	1	3	4	2	0	0	0	18
05	Clemmons, Anthony	g	3-8	0-1	4-4	0	3	3	1	10	3	1	1	29
10	Gesell, Mike	g	5-13	1-5	0-0	1	3	4	3	11	0	0	0	26
00	Olaseni, Gabriel	g	1-1	0-0	0-0	0	0	0	1	2	0	0	0	5
1	Basabe, Melsahn	g	2-4	0-0	3-4	0	2	2	3	7	0	0	0	12
02	Oglesby, Josh	g	1-5	0-2	0-0	0	1	1	0	2	0	1	0	13
15	McCabe, Zach	g	1-2	0-0	0-0	1	0	1	0	2	0	0	1	16
25	May, Eric	g	2-4	0-0	0-0	2	3	5	2	4	1	0	0	25
Team						1	1	2						200
Totals			22-51	2-10	24-29	8	25	33	16	70	6	7	2	8

FG % 1st Half: 13-30 43.3% 2nd half: 9-21 42.9% Game: 22-51 43.1%  
3FG % 1st Half: 1-6 16.7% 2nd half: 1-4 25.0% Game: 2-10 20.0%  
FT % 1st Half: 7-8 87.5% 2nd half: 17-21 81.0% Game: 24-29 82.8%

Officials: Bo Boroski, Brian Dorsey, Bill Ek  
Technical fouls: Wisconsin-None. Iowa-None.  
Attendance: 15400  
Fouled Out - Wisconsin: Evans (1:14), Bruesewitz (0:36)

Score by periods	1st	2nd	Total
Wisconsin	18	48	66
Iowa	34	36	70

Last FG - WIS 2nd-00:02, IOWA 2nd-02:36.  
Largest lead - WIS None, IOWA by 20 1st-04:56.

Score tied - 1 time.  
Lead changed - 0 times.

## Game 19 - #14 Ohio State 72, Iowa 63

Official Basketball Box Score -- Game Totals -- Final Statistics  
Iowa vs Ohio State  
01/22/13 6:31 pm at Value City Arena (Columbus, Ohio)

Iowa 63 • 13-6, 2-4 B1G

#	Player	Total		3-Ptr		Rebounds		PF	TP	A	TO	Blk	Stl	Min
		FG-FGA	FG-FGA	FT-FTA	Off	Def	Tot							
30	White, Aaron	f	5-11	0-1	3-7	6	1	7	0	13	0	2	0	26
34	Woodbury, Adam	c	1-3	0-0	0-0	2	0	2	3	2	0	3	0	7
04	Marble, Roy Devyn	g	2-11	1-4	3-6	3	0	3	2	8	2	0	0	30
05	Clemmons, Anthony	g	3-9	1-4	2-2	1	3	4	3	9	3	2	0	22
10	Gesell, Mike	g	2-7	2-5	0-0	1	0	1	2	6	1	3	1	26
00	Olaseni, Gabriel	g	1-4	0-0	0-2	1	1	2	2	2	0	0	0	15
01	Basabe, Melsahn	g	3-7	0-0	1-2	4	6	10	2	7	0	1	0	27
02	Oglesby, Josh	g	0-0	0-0	0-0	0	0	0	0	0	0	1	0	10
15	McCabe, Zach	g	2-4	0-1	4-7	0	2	2	4	8	1	1	0	15
24	Ingram, Pat	g	0-0	0-0	0-0	0	0	0	0	0	0	1	0	1
25	May, Eric	g	3-6	2-3	0-0	1	2	3	2	8	1	0	0	21
Team						3	3	6						200
Totals			22-62	6-18	13-26	22	18	40	20	63	8	14	1	4

FG % 1st Half: 8-32 25.0% 2nd half: 14-30 46.7% Game: 22-62 35.5%  
3FG % 1st Half: 3-10 30.0% 2nd half: 3-8 37.5% Game: 6-18 33.3%  
FT % 1st Half: 3-4 75.0% 2nd half: 10-22 45.5% Game: 13-26 50.0%

Ohio State 72 • 14-4, 4-2 B1G

#	Player	Total		3-Ptr		Rebounds		PF	TP	A	TO	Blk	Stl	Min
		FG-FGA	FG-FGA	FT-FTA	Off	Def	Tot							
01	Thomas, Deshaun	f	6-11	2-5	2-2	2	5	7	2	16	1	1	1	37
12	Thompson, Sam	f	3-4	1-1	1-2	0	1	1	2	8	0	0	0	21
23	Williams, Amir	c	1-1	0-0	0-0	0	0	0	2	2	0	1	6	17
04	Craft, Aaron	g	2-5	0-1	8-10	1	2	3	4	12	5	6	0	32
32	Smith Jr., Lenzelle	g	5-11	0-2	2-2	2	4	6	4	12	2	2	1	32
10	Scott, Shannon	g	2-6	0-0	0									



## Game 21 - Iowa 76, Penn State 67

Official Basketball Box Score -- Game Totals -- Final Statistics  
Penn State vs Iowa  
01/31/13 7:05 p.m. at Carver-Hawkeye Arena - Iowa City, IA

Penn State 67 • 8-13, 0-9

#	Player	Total			3-Ptr			Rebounds			PF	TP	A	TO	Blk	Stl	Min
		FG-FGA	FG-FGA	FT-FTA	FG-FGA	FG-FGA	FT-FTA	Off	Def	Tot							
10	Taylor, Brandon	f	3-7	2-6	0-0	0	2	2	5	8	0	2	0	1	19		
21	Borovnjak, Sasa	f	3-5	0-0	1-1	2	2	4	2	7	0	3	0	1	21		
02	Newbill, D.J.	g	7-17	1-4	5-5	2	4	6	2	20	4	5	0	2	40-		
11	Marshall, Jermaine	g	5-15	2-8	3-3	0	4	4	4	15	4	3	2	3	36		
20	Colella, Nick	g	1-2	1-1	2-3	0	1	1	4	5	2	1	0	1	29		
05	Jack, Donovan	g	1-1	0-0	0-0	0	0	0	1	2	0	2	0	0	14		
14	Montminy, Kevin	g	1-2	1-2	0-0	0	0	0	1	3	0	0	0	0	3		
25	Graham, Jon	g	2-2	0-0	2-2	2	2	4	3	6	0	0	2	0	17		
32	Ackerman, Pat	g	0-0	0-0	0-0	0	0	0	1	0	0	0	0	0	2		
43	Travis, Ross	g	0-7	0-2	1-2	2	4	6	3	1	0	1	0	0	19		
Team						5	0	5									
Totals			23-58	7-23	14-16	13	19	32	26	67	10	18	4	8	200		

FG % 1st Half: 9-26 34.6% 2nd half: 14-32 43.8% Game: 23-58 39.7% Deadball  
3FG % 1st Half: 3-12 25.0% 2nd half: 4-11 36.4% Game: 7-23 30.4% Rebounds  
FT % 1st Half: 5-6 83.3% 2nd half: 9-10 90.0% Game: 14-16 87.5%

Iowa 76 • 14-7, 3-5

#	Player	Total			3-Ptr			Rebounds			PF	TP	A	TO	Blk	Stl	Min
		FG-FGA	FG-FGA	FT-FTA	FG-FGA	FG-FGA	FT-FTA	Off	Def	Tot							
01	Basabe, Melsahn	f	1-4	0-0	8-10	4	6	10	2	10	1	2	1	1	25		
04	Marble, Roy Devyn	f	3-10	1-6	1-2	0	2	2	0	8	5	1	0	2	32		
30	White, Aaron	f	8-15	1-3	10-11	4	1	5	1	27	0	1	2	1	34		
34	Woodbury, Adam	c	1-3	0-0	2-4	2	4	6	2	4	2	1	3	0	20		
10	Gesell, Mike	g	0-4	0-2	0-0	0	2	2	3	0	4	3	0	2	27		
00	Olaseni, Gabriel	g	1-1	0-0	2-2	1	2	3	1	4	0	1	0	0	10		
02	Oglesby, Josh	g	1-5	1-5	0-0	0	0	0	1	3	0	1	0	0	11		
05	Clemmons, Anthony	g	1-1	1-1	5-6	0	2	2	2	8	1	1	0	0	14		
15	McCabe, Zach	g	1-2	1-2	2-2	0	3	3	2	5	2	2	0	4	12		
25	May, Eric	g	3-5	0-2	1-2	2	1	3	1	7	3	0	0	1	15		
Team						1	1	2									
Totals			20-50	5-21	31-39	14	24	38	15	76	18	14	6	11	200		

FG % 1st Half: 11-28 39.3% 2nd half: 9-22 40.9% Game: 20-50 40.0% Deadball  
3FG % 1st Half: 2-10 20.0% 2nd half: 3-11 27.3% Game: 5-21 23.8% Rebounds  
FT % 1st Half: 10-13 76.9% 2nd half: 21-26 80.8% Game: 31-39 79.5%

Officials: Lamont Simpson, Mark Whitehead, Steve McJunkins  
Technical fouls: Penn State-None. Iowa-Basabe, Melsahn.  
Attendance: 13369  
Fouled Out - Penn State: Taylor (03:54)

Score by periods	1st	2nd	Total
Penn State	26	41	67
Iowa	34	42	76

Last FG - PSU 2nd-00:16, IOWA 2nd-01:01.  
Largest lead - PSU by 7 1st-16:36, IOWA by 15 2nd-11:32.

	In	Off	2nd	Fast	Bench
Points	Paint	T/O	Chance	Break	
PSU	18	17	16	6	12
IOWA	26	20	15	12	27

Score tied - 1 time.  
Lead changed - 1 time.

## Game 22 - #23 Minnesota 62, Iowa 59

Official Basketball Box Score -- Game Totals -- Final Statistics  
Iowa vs Minnesota  
02/03/13 12:00 PM at Williams Arena - Minneapolis, MN

Iowa 59 • 14-8, 3-6

#	Player	Total			3-Ptr			Rebounds			PF	TP	A	TO	Blk	Stl	Min
		FG-FGA	FG-FGA	FT-FTA	FG-FGA	FG-FGA	FT-FTA	Off	Def	Tot							
01	Basabe, Melsahn	f	3-6	0-0	1-2	1	2	3	4	7	0	1	1	0	15		
30	White, Aaron	f	3-10	0-2	4-7	3	2	5	0	10	2	1	0	2	32		
34	Woodbury, Adam	f	2-3	0-0	0-0	3	1	4	3	4	0	2	0	0	15		
04	Marble, Roy Devyn	g	0-2	0-2	0-0	0	3	3	2	0	2	3	0	0	17		
10	Gesell, Mike	g	4-12	2-4	1-3	0	6	6	1	11	3	1	0	0	30		
00	Olaseni, Gabriel	g	0-0	0-0	0-0	2	0	2	2	0	0	2	0	0	6		
02	Oglesby, Josh	g	3-11	2-8	0-0	0	1	1	0	8	3	0	0	2	21		
05	Clemmons, Anthony	g	1-5	0-1	2-2	2	0	2	2	4	5	0	0	1	21		
15	McCabe, Zach	g	3-6	3-5	1-2	0	0	0	4	10	1	0	0	1	19		
25	May, Eric	g	2-3	0-1	1-1	1	0	1	3	5	1	0	1	2	24		
Team						6	2	8									
Totals			21-58	7-23	10-17	18	17	35	21	59	17	10	2	8	200		

FG % 1st Half: 10-29 34.5% 2nd half: 11-29 37.9% Game: 21-58 36.2% Deadball  
3FG % 1st Half: 5-15 33.3% 2nd half: 2-8 25.0% Game: 7-23 30.4% Rebounds  
FT % 1st Half: 3-6 50.0% 2nd half: 7-11 63.6% Game: 10-17 58.8%

Minnesota 62 • 17-5, 5-4

#	Player	Total			3-Ptr			Rebounds			PF	TP	A	TO	Blk	Stl	Min
		FG-FGA	FG-FGA	FT-FTA	FG-FGA	FG-FGA	FT-FTA	Off	Def	Tot							
32	Mbakwe, Trevor	f	2-5	0-0	4-7	1	5	6	2	8	2	0	2	0	33		
33	Williams, Rodney	f	5-11	0-2	0-0	2	5	7	0	10	1	2	2	0	33		
01	Hollins, Andre	g	4-14	1-5	6-8	3	3	6	3	15	8	1	0	2	37		
11	Coleman, Joe	g	6-7	0-1	0-0	0	1	1	2	12	1	5	1	1	30		
20	Hollins, Austin	g	5-12	3-8	4-6	2	3	5	2	17	1	1	0	1	35		
00	Welch, Julian	g	0-0	0-0	0-0	0	1	1	0	0	0	2	0	0	6		
10	Osenieks, Oto	g	0-0	0-0	0-0	1	0	1	1	0	2	0	0	0	3		
13	Ahanmisi, Maverick	g	0-0	0-0	0-0	0	0	0	1	0	0	1	0	1	1		
15	Walker, Maurice	g	0-0	0-0	0-0	0	0	0	0	0	0	0	0	0	2		
30	Ingram, Andre	g	0-0	0-0	0-0	0	0	0	1	0	0	0	0	0	1		
55	Eliason, Elliott	g	0-0	0-0	0-0	2	4	6	3	0	2	0	2	2	19		
Team						1	1	2									
Totals			22-49	4-16	14-21	12	23	35	15	62	17	12	7	7	200		

FG % 1st Half: 11-25 44.0% 2nd half: 11-24 45.8% Game: 22-49 44.9% Deadball  
3FG % 1st Half: 1-8 12.5% 2nd half: 3-8 37.5% Game: 4-16 25.0% Rebounds  
FT % 1st Half: 6-10 60.0% 2nd half: 8-11 72.7% Game: 14-21 66.7%

Officials: Jim Burr, Larry Sciroto, Bill Ek  
Technical fouls: Iowa-None. Minnesota-None.  
Attendance: 14625  
Sellout

Score by periods	1st	2nd	Total
Iowa	28	31	59
Minnesota	29	33	62

Last FG - IOWA 2nd-02:10, MINN 2nd-00:11.  
Largest lead - IOWA by 4 2nd-08:21, MINN by 12 1st-15:07.

	In	Off	2nd	Fast	Bench
Points	Paint	T/O	Chance	Break	
IOWA	16	15	13	8	27
MINN	20	17	14	10	0

Score tied - 3 times.  
Lead changed - 4 times.

# 2012-13 HAWKEYE HEADSHOTS



**#0**  
**GABRIEL OLASENI**  
C, 6-10, 229, So.



**#1**  
**MELSAHN BASABE**  
F, 6-7, 221, Jr.



**#2**  
**JOSH OGLESBY**  
G, 6-5, 202, So.



**#4**  
**ROY DEVYN MARBLE**  
G/F, 6-6, 194, Jr.



**#5**  
**ANTHONY CLEMMONS**  
G, 6-1, 192, Fr.



**#10**  
**MIKE GESELL**  
G, 6-1, 185, Fr.



**#11**  
**CHRIS RICKERT**  
G, 6-3, 180, Sr.



**#13**  
**KYLE DENNING**  
G, 6-2, 165, So.



**#15**  
**ZACH McCABE**  
F, 6-7, 235, Jr.



**#20**  
**JARROD UTHOFF**  
F, 6-8, 200, Fr-RS.



**#24**  
**PATRICK INGRAM**  
G, 6-2, 211, Fr.



**#25**  
**ERIC MAY**  
G/F, 6-5, 219, Sr.



**#30**  
**AARON WHITE**  
F, 6-8, 218, So.



**#34**  
**ADAM WOODBURY**  
C, 7-1, 235, Fr.



**#35**  
**DARIUS STOKES**  
F, 6-7, 203, So.



**#35**  
**KYLE MEYER**  
F, 6-10, 222, Fr.



**FRAN MCCAFFERY**  
Head Coach



**KIRK SPERAW**  
Assistant Coach



**SHERMAN DILLARD**  
Assistant Coach



**ANDREW FRANCIS**  
Assistant Coach

**IOWA HAWKEYE BASKETBALL**  
**Iowa Combined Team Statistics (as of Feb 04, 2013)**  
**Conference games**

<b>RECORD:</b>	<b>OVERALL</b>	<b>HOME</b>	<b>AWAY</b>	<b>NEUTRAL</b>
ALL GAMES	3-6	2-2	1-4	0-0
CONFERENCE	3-6	2-2	1-4	0-0
NON-CONFERENCE	0-0	0-0	0-0	0-0

##	Player	gp-gs	min	avg	Total		3-Point		F-Throw		Rebounds				pf	dq	a	to	blk	stl	pts	avg
					fg-fga	fg%	3fg-fga	3fg%	ft-fa	ft%	off	def	tot	avg								
30	White, Aaron	9-9	265	29.4	42-84	.500	4-11	.364	40-60	.667	21	27	48	5.3	13	0	14	14	5	9	128	14.2
04	Marble, Roy Devyn	8-8	231	28.9	20-73	.274	6-28	.214	31-39	.795	6	23	29	3.6	9	0	22	11	0	6	77	9.6
10	Gesell, Mike	9-9	259	28.8	29-81	.358	10-32	.313	6-11	.545	5	22	27	3.0	23	0	19	16	4	8	74	8.2
01	Basabe, Melsahn	9-2	164	18.2	26-44	.591	0-0	.000	20-29	.690	12	29	41	4.6	20	0	2	6	6	6	72	8.0
15	McCabe, Zach	9-0	157	17.4	21-45	.467	7-22	.318	10-15	.667	4	21	25	2.8	23	0	10	8	2	12	59	6.6
05	Clemmons, Anthony	9-7	183	20.3	15-49	.306	4-17	.235	21-24	.875	5	14	19	2.1	21	0	34	17	3	8	55	6.1
25	May, Eric	9-1	178	19.8	16-35	.457	3-9	.333	3-4	.750	11	20	31	3.4	13	0	14	4	2	6	38	4.2
02	Oglesby, Josh	9-0	139	15.4	13-52	.250	9-39	.231	0-0	.000	1	11	12	1.3	2	0	14	5	0	4	35	3.9
34	Woodbury, Adam	9-9	138	15.3	13-38	.342	0-0	.000	4-7	.571	17	30	47	5.2	25	1	4	12	5	3	30	3.3
00	Olaseni, Gabriel	9-0	80	8.9	7-15	.467	0-0	.000	4-10	.400	8	7	15	1.7	9	0	1	4	2	1	18	2.0
24	Ingram, Pat	4-0	28	7.0	2-4	.500	0-0	.000	1-2	.500	0	3	3	0.8	3	0	1	1	0	0	5	1.3
11	Rickert, Christopher	1-0	1	1.0	0-1	.000	0-0	.000	0-0	.000	0	0	0	0.0	0	0	0	0	0	0	0	0.0
13	Denning, Kyle	1-0	1	1.0	0-0	.000	0-0	.000	0-0	.000	0	0	0	0.0	0	0	0	0	0	0	0	0.0
35	Stokes, Darius	1-0	1	1.0	0-0	.000	0-0	.000	0-0	.000	0	2	2	2.0	0	0	0	0	0	0	0	0.0
Team											20	12	32				3					
Total.....		9	1825		204-521	.392	43-158	.272	140-201	.697	110	221	331	36.8	161	1	135	101	29	63	591	65.7
Opponents.....		9	1825		222-516	.430	48-157	.306	116-171	.678	102	234	336	37.3	166	4	126	109	43	53	608	67.6

<b>TEAM STATISTICS</b>	<b>IOWA</b>	<b>OPP</b>	<b>Date</b>	<b>Opponent</b>	<b>Score</b>	<b>Att.</b>
SCORING	591	608	* 12/31/12	INDIANA	L 65-69	15400
Points per game	65.7	67.6	* 01/06/13	at Michigan	L 67-95	12693
Scoring margin	-1.9	-	* 01/10/13	MICHIGAN STATE	L 59-62	12872
FIELD GOALS-ATT	204-521	222-516	* 01/13/13	at Northwestern	W 70-50	6805
Field goal pct	.392	.430	* 01/19/13	WISCONSIN	W 70-66	15400
3 POINT FG-ATT	43-158	48-157	* 01/22/13	at Ohio State	L 63-72	16040
3-point FG pct	.272	.306	* 01/27/13	at Purdue	Lot 62-65	13671
3-pt FG made per game	4.8	5.3	* 01/31/13	PENN STATE	W 76-67	13369
FREE THROWS-ATT	140-201	116-171	* 02/03/13	at Minnesota	L 59-62	14625
Free throw pct	.697	.678	^ = Cancun Challenge - Cancun, Mexcio			
F-Throws made per game	15.6	12.9	# = Hy-Vee Big Four Classic - Des Moines, Iowa			
REBOUNDS	331	336	* = Conference game			
Rebounds per game	36.8	37.3				
Rebounding margin	-0.6	-				
ASSISTS	135	126				
Assists per game	15.0	14.0				
TURNOVERS	101	109				
Turnovers per game	11.2	12.1				
Turnover margin	+0.9	-				
Assist/turnover ratio	1.3	1.2				
STEALS	63	53				
Steals per game	7.0	5.9				
BLOCKS	29	43				
Blocks per game	3.2	4.8				
ATTENDANCE	57041	63834				
Home games-Avg/Game	4-14260	5-12767				
Neutral site-Avg/Game	-	0-0				

<b>Score by Periods</b>	<b>1st</b>	<b>2nd</b>	<b>OT</b>	<b>Totals</b>
Iowa	247	336	8	591
Opponents	244	353	11	608



**IOWA HAWKEYE BASKETBALL**  
**Iowa Combined Team Statistics (as of Feb 04, 2013)**  
**All games**

<b>RECORD:</b>	<b>OVERALL</b>	<b>HOME</b>	<b>AWAY</b>	<b>NEUTRAL</b>
ALL GAMES	14-8	11-2	1-5	2-1
CONFERENCE	3-6	2-2	1-4	0-0
NON-CONFERENCE	11-2	9-0	0-1	2-1

##	Player	gp-gs	min	avg	Total		3-Point		F-Throw		Rebounds				pf	dq	a	to	blk	stl	pts	avg
					fg-fga	fg%	3fg-fga	3fg%	ft-fa	ft%	off	def	tot	avg								
30	White, Aaron	22-22	608	27.6	95-183	.519	8-33	.242	107-147	.728	52	80	132	6.0	34	0	31	30	13	23	305	13.9
04	Marble, Roy Devyn	21-21	633	30.1	89-225	.396	26-79	.329	77-99	.778	17	66	83	4.0	26	0	60	40	4	18	281	13.4
10	Gesell, Mike	22-22	585	26.6	69-177	.390	25-77	.325	33-45	.733	10	57	67	3.0	45	0	63	45	6	26	196	8.9
01	Basabe, Melsahn	22-2	372	16.9	57-109	.523	0-0	.000	48-69	.696	34	64	98	4.5	36	0	9	27	24	11	162	7.4
15	McCabe, Zach	22-7	357	16.2	47-119	.395	19-61	.311	20-29	.690	22	57	79	3.6	55	1	23	22	5	21	133	6.0
34	Woodbury, Adam	22-22	360	16.4	49-97	.505	0-0	.000	18-34	.529	42	73	115	5.2	50	1	11	27	16	8	116	5.3
05	Clemmons, Anthony	22-13	408	18.5	35-95	.368	11-33	.333	28-40	.700	10	31	41	1.9	45	1	83	34	4	14	109	5.0
02	Oglesby, Josh	21-0	331	15.8	34-118	.288	26-96	.271	7-10	.700	4	24	28	1.3	9	0	24	14	2	8	101	4.8
25	May, Eric	22-1	400	18.2	34-78	.436	4-16	.250	22-30	.733	27	48	75	3.4	32	0	35	13	3	16	94	4.3
00	Olaseni, Gabriel	21-0	198	9.4	21-41	.512	0-0	.000	18-24	.750	27	34	61	2.9	26	0	3	8	20	6	60	2.9
24	Ingram, Pat	12-0	106	8.8	6-13	.462	0-2	.000	4-10	.400	1	9	10	0.8	7	0	9	8	0	2	16	1.3
35	Stokes, Darius	7-0	32	4.6	2-8	.250	0-3	.000	2-5	.400	3	11	14	2.0	3	0	1	6	1	0	6	0.9
11	Rickert, Christopher	7-0	16	2.3	3-5	.600	0-0	.000	0-2	.000	1	5	6	0.9	1	0	1	0	0	0	6	0.9
13	Denning, Kyle	7-0	19	2.7	2-4	.500	2-4	.500	0-0	.000	1	0	1	0.1	1	0	2	2	0	0	6	0.9
Team												39	23	62				5				
Total.....		22	4425		543-1272	.427	121-404	.300	384-544	.706	290	582	872	39.6	370	3	355	281	98	153	1591	72.3
Opponents.....		22	4425		506-1289	.393	122-423	.288	269-378	.712	258	515	773	35.1	446	9	253	304	88	162	1403	63.8

<b>TEAM STATISTICS</b>	<b>IOWA</b>	<b>OPP</b>	<b>Date</b>	<b>Opponent</b>	<b>Score</b>	<b>Att.</b>
SCORING	1591	1403	11/09/12	UTPA	w 86-55	14859
Points per game	72.3	63.8	11/12/12	CENTRAL MICHIGAN	w 73-61	10578
Scoring margin	+8.5	-	11/15/12	HOWARD	w 66-36	10704
FIELD GOALS-ATT	543-1272	506-1289	11/17/12	GARDNER-WEBB	w 65-56	11852
Field goal pct	.427	.393	^ 11/20/12	vs Western Kentucky	w 63-55	902
3 POINT FG-ATT	121-404	122-423	^ 11/21/12	vs Wichita State	L 63-75	902
3-point FG pct	.300	.288	11/27/12	at Virginia Tech	L 79-95	5647
3-pt FG made per game	5.5	5.5	12/01/12	A&M-CORPUS CHRISTI	w 88-59	12628
FREE THROWS-ATT	384-544	269-378	12/04/12	SOUTH DAKOTA	w 87-63	11269
Free throw pct	.706	.712	12/07/12	IOWA STATE	w 80-71	15127
F-Throws made per game	17.5	12.2	# 12/15/12	vs UNI	w 80-73	13180
REBOUNDS	872	773	12/19/12	SOUTH CAROLINA STATE	w 90-46	12158
Rebounds per game	39.6	35.1	12/22/12	COPPIN STATE	w 80-50	13060
Rebounding margin	+4.5	-	* 12/31/12	INDIANA	L 65-69	15400
ASSISTS	355	253	* 01/06/13	at Michigan	L 67-95	12693
Assists per game	16.1	11.5	* 01/10/13	MICHIGAN STATE	L 59-62	12872
TURNOVERS	281	304	* 01/13/13	at Northwestern	w 70-50	6805
Turnovers per game	12.8	13.8	* 01/19/13	WISCONSIN	w 70-66	15400
Turnover margin	+1.0	-	* 01/22/13	at Ohio State	L 63-72	16040
Assist/turnover ratio	1.3	0.8	* 01/27/13	at Purdue	Lot 62-65	13671
STEALS	153	162	* 01/31/13	PENN STATE	w 76-67	13369
Steals per game	7.0	7.4	* 02/03/13	at Minnesota	L 59-62	14625
BLOCKS	98	88				
Blocks per game	4.5	4.0				
ATTENDANCE	169276	84465				
Home games-Avg/Game	13-13021	6-11580				
Neutral site-Avg/Game	-	3-4995				

^ = Cancun Challenge - Cancun, Mexico  
# = Hy-Vee Big Four Classic - Des Moines, Iowa  
\* = Conference game

<b>Score by Periods</b>	<b>1st</b>	<b>2nd</b>	<b>OT</b>	<b>Totals</b>
Iowa	729	854	8	1591
Opponents	606	786	11	1403